

For Project: 2022 Jan W & W non flashing
 Project Notes:
 Location/Name: Incoming
 Report Generated: 24/01/2022 12:15
 Speed Intervals: 5 MPH
 Time Intervals: Instant
 Traffic Report From: 21/09/2021 15:00:00 through 14/11/2021 05:59:59
 85th Percentile Speed: 39.7 MPH
 85th Percentile Vehicles: 101538
 Max Speed: 75 MPH on 26/09/2021 00:30:00
 Total Vehicles: 119457
 AADT: 2227

Volumes - weekly counts

Time	5 Day	7 Day
Average Daily	2357	2174
AM Peak 09:00	177	156
PM Peak 06:00	226	199

Speed

Speed Limit: 35
 85th Percentile Speed: 39.7
 Average Speed: 31.28

	Monday	Tuesday	Wednesday	Thursday	Friday	Saturday	Sunday
Count over limit	5207	5644	6219	6299	6597	5630	4371
% over limit	32.2	29.5	32.4	33.8	35.1	36.6	36.0
Avg Speeder	40.3	40.2	40.3	40.3	40.5	40.8	41.1

Day/Time Ending	85th pctl (MPH)	85th pctl cnts	Total Cnts	Max Speed	Avg Speeder	% Speeders
21/09/2021 04:00:00 PM	41.1	109	128	60	41.4	31.3%
21/09/2021 05:00:00 PM	38.9	162	191	50	39.7	30.4%
21/09/2021 06:00:00 PM	39.8	184	217	50	40.0	33.6%
21/09/2021 07:00:00 PM	38.9	209	246	55	39.4	32.1%
21/09/2021 08:00:00 PM	39.8	167	197	55	40.0	36.5%
21/09/2021 09:00:00 PM	39.3	112	132	60	41.3	29.5%
21/09/2021 10:00:00 PM	40.0	54	63	55	41.0	38.1%
21/09/2021 11:00:00 PM	39.6	60	70	55	39.2	45.7%
22/09/2021 12:00:00 AM	40.0	46	54	70	42.2	27.8%
22/09/2021 01:00:00 AM	44.2	25	29	65	42.2	58.6%
22/09/2021 02:00:00 AM	45.0	9	11	55	43.9	63.6%
22/09/2021 03:00:00 AM	30.0	1	1	30	0.0	0.0%
22/09/2021 04:00:00 AM	42.5	6	7	45	40.8	42.9%
22/09/2021 05:00:00 AM	42.5	4	5	45	40.8	60.0%
22/09/2021 06:00:00 AM	40.0	6	7	45	40.0	28.6%
22/09/2021 07:00:00 AM	41.7	21	25	55	43.9	28.0%
22/09/2021 08:00:00 AM	46.0	30	35	65	45.0	40.0%
22/09/2021 09:00:00 AM	41.3	136	160	55	41.1	36.9%
22/09/2021 10:00:00 AM	39.3	140	165	60	40.7	29.7%
22/09/2021 11:00:00 AM	39.7	122	143	50	40.7	27.3%
22/09/2021 12:00:00 PM	41.4	78	92	55	41.8	32.6%
22/09/2021 01:00:00 PM	41.2	100	118	50	41.0	33.9%
22/09/2021 02:00:00 PM	39.8	109	128	50	39.8	32.8%
22/09/2021 03:00:00 PM	39.8	144	170	60	40.3	34.1%
22/09/2021 04:00:00 PM	39.4	132	155	55	39.7	33.5%
22/09/2021 05:00:00 PM	39.4	141	166	60	40.8	28.3%
22/09/2021 06:00:00 PM	39.9	170	200	60	39.6	42.0%
22/09/2021 07:00:00 PM	41.1	212	250	60	40.5	42.8%
22/09/2021 08:00:00 PM	40.9	156	183	50	39.8	44.3%
22/09/2021 09:00:00 PM	39.4	116	137	55	39.9	38.0%
22/09/2021 10:00:00 PM	40.4	78	92	50	40.3	31.5%
22/09/2021 11:00:00 PM	41.9	42	49	60	40.5	46.9%
23/09/2021 12:00:00 AM	40.0	28	33	50	40.2	45.5%
23/09/2021 01:00:00 AM	45.0	14	17	55	44.6	41.2%
23/09/2021 02:00:00 AM	50.0	6	7	55	45.0	57.1%
23/09/2021 03:00:00 AM	45.0	6	7	70	55.0	28.6%
23/09/2021 04:00:00 AM	55.0	2	2	55	52.5	50.0%
23/09/2021 05:00:00 AM	40.0	6	7	45	38.3	85.7%
23/09/2021 06:00:00 AM	45.0	7	8	55	43.8	50.0%
23/09/2021 07:00:00 AM	38.6	21	25	45	38.6	36.0%
23/09/2021 08:00:00 AM	42.5	33	39	70	43.7	33.3%
23/09/2021 09:00:00 AM	39.4	126	148	50	40.2	30.4%
23/09/2021 10:00:00 AM	38.8	156	183	55	39.4	32.2%
23/09/2021 11:00:00 AM	38.3	115	135	55	40.4	25.2%
23/09/2021 12:00:00 PM	41.5	81	95	50	40.5	40.0%
23/09/2021 01:00:00 PM	39.6	94	111	55	39.9	37.8%
23/09/2021 02:00:00 PM	39.3	117	138	55	40.1	32.6%
23/09/2021 03:00:00 PM	41.3	125	147	55	40.9	40.1%
23/09/2021 04:00:00 PM	41.0	101	119	55	41.2	32.8%

23/09/2021 05:00:00 PM	38.6	153	180	50	39.7	28.9%
23/09/2021 06:00:00 PM	41.9	178	210	60	40.4	47.1%
23/09/2021 07:00:00 PM	39.2	206	242	55	39.5	33.9%
23/09/2021 08:00:00 PM	41.2	150	176	55	39.9	47.2%
23/09/2021 09:00:00 PM	39.3	102	120	50	39.3	39.2%
23/09/2021 10:00:00 PM	41.4	64	75	60	40.7	41.3%
23/09/2021 11:00:00 PM	39.3	48	56	55	39.8	35.7%
24/09/2021 12:00:00 AM	41.7	35	41	70	44.0	31.7%
24/09/2021 01:00:00 AM	48.8	14	16	55	44.5	62.5%
24/09/2021 02:00:00 AM	50.0	10	12	60	46.3	66.7%
24/09/2021 03:00:00 AM	45.0	3	4	55	42.5	100.0%
24/09/2021 04:00:00 AM	40.0	4	5	45	39.2	60.0%
24/09/2021 05:00:00 AM	42.5	3	4	45	40.8	75.0%
24/09/2021 06:00:00 AM	43.3	8	9	45	40.5	55.6%
24/09/2021 07:00:00 AM	47.5	18	21	60	44.5	47.6%
24/09/2021 08:00:00 AM	38.3	16	19	45	38.2	36.8%
24/09/2021 09:00:00 AM	40.4	110	130	55	41.1	33.8%
24/09/2021 10:00:00 AM	39.0	164	193	55	40.1	28.0%
24/09/2021 11:00:00 AM	39.8	107	126	55	40.5	33.3%
24/09/2021 12:00:00 PM	38.3	109	128	55	40.4	25.8%
24/09/2021 01:00:00 PM	40.7	105	124	55	40.5	38.7%
24/09/2021 02:00:00 PM	40.0	114	134	60	40.0	41.0%
24/09/2021 03:00:00 PM	39.5	139	163	60	40.3	35.0%
24/09/2021 04:00:00 PM	39.7	151	178	55	40.4	34.3%
24/09/2021 05:00:00 PM	39.5	211	248	60	40.1	32.3%
24/09/2021 06:00:00 PM	40.8	170	200	55	39.8	44.0%
24/09/2021 07:00:00 PM	40.6	206	242	65	40.5	40.9%
24/09/2021 08:00:00 PM	41.0	139	164	55	40.6	39.0%
24/09/2021 09:00:00 PM	39.6	101	119	55	40.3	36.1%
24/09/2021 10:00:00 PM	40.0	80	94	60	41.4	37.2%
24/09/2021 11:00:00 PM	39.5	50	59	60	40.7	32.2%
25/09/2021 12:00:00 AM	45.0	49	58	65	43.6	48.3%
25/09/2021 01:00:00 AM	55.0	25	29	65	47.9	44.8%
25/09/2021 02:00:00 AM	50.0	19	22	60	43.7	77.3%
25/09/2021 03:00:00 AM	51.7	9	11	55	45.0	72.7%
25/09/2021 04:00:00 AM	35.0	4	5	50	47.5	20.0%
25/09/2021 05:00:00 AM	40.0	1	1	40	37.5	100.0%
25/09/2021 06:00:00 AM	50.0	5	6	55	43.8	66.7%
25/09/2021 07:00:00 AM	40.0	3	4	50	42.5	50.0%
25/09/2021 08:00:00 AM	45.0	9	11	50	41.3	72.7%
25/09/2021 09:00:00 AM	37.5	27	32	50	40.4	21.9%
25/09/2021 10:00:00 AM	45.0	53	62	65	42.5	51.6%
25/09/2021 11:00:00 AM	41.1	76	89	60	40.8	36.0%
25/09/2021 12:00:00 PM	41.2	106	125	60	40.4	41.6%
25/09/2021 01:00:00 PM	39.6	111	131	55	40.3	33.6%
25/09/2021 02:00:00 PM	41.7	126	148	55	40.7	40.5%
25/09/2021 03:00:00 PM	41.8	105	124	55	40.1	51.6%
25/09/2021 04:00:00 PM	43.2	104	122	60	41.4	50.8%
25/09/2021 05:00:00 PM	43.0	110	129	60	41.6	43.4%
25/09/2021 06:00:00 PM	42.3	106	125	55	40.8	45.6%

25/09/2021 07:00:00 PM	40.9	111	131	50	39.8	48.9%
25/09/2021 08:00:00 PM	43.3	102	120	60	41.3	50.8%
25/09/2021 09:00:00 PM	39.8	65	77	60	40.7	48.1%
25/09/2021 10:00:00 PM	44.3	26	30	50	40.6	70.0%
25/09/2021 11:00:00 PM	47.5	39	46	60	43.8	58.7%
26/09/2021 12:00:00 AM	43.0	28	33	65	44.0	39.4%
26/09/2021 01:00:00 AM	43.8	32	38	75	42.5	55.3%
26/09/2021 02:00:00 AM	44.0	18	21	75	43.9	52.4%
26/09/2021 03:00:00 AM	47.5	19	22	60	45.0	45.5%
26/09/2021 04:00:00 AM	40.0	6	7	45	39.2	42.9%
26/09/2021 05:00:00 AM	40.0	4	5	50	42.5	40.0%
26/09/2021 06:00:00 AM	40.0	4	5	45	40.0	40.0%
26/09/2021 07:00:00 AM	48.3	6	7	50	45.0	57.1%
26/09/2021 08:00:00 AM	50.0	18	21	55	44.3	52.4%
26/09/2021 09:00:00 AM	45.0	34	40	55	42.3	55.0%
26/09/2021 10:00:00 AM	41.5	77	91	55	41.6	36.3%
26/09/2021 11:00:00 AM	44.3	75	88	60	42.9	44.3%
26/09/2021 12:00:00 PM	42.2	88	104	60	40.8	46.2%
26/09/2021 01:00:00 PM	41.5	94	111	55	41.0	39.6%
26/09/2021 02:00:00 PM	42.9	116	137	50	40.7	52.6%
26/09/2021 03:00:00 PM	42.8	119	140	50	40.4	55.7%
26/09/2021 04:00:00 PM	41.8	96	113	55	40.6	44.2%
26/09/2021 05:00:00 PM	39.6	94	111	55	40.0	37.8%
26/09/2021 06:00:00 PM	41.5	93	109	60	40.6	44.0%
26/09/2021 07:00:00 PM	42.9	109	128	55	41.0	46.1%
26/09/2021 08:00:00 PM	43.8	84	99	55	41.5	51.5%
26/09/2021 09:00:00 PM	40.5	71	83	60	40.1	39.8%
26/09/2021 10:00:00 PM	40.0	54	64	55	40.5	42.2%
26/09/2021 11:00:00 PM	42.0	26	30	55	40.0	53.3%
27/09/2021 12:00:00 AM	43.3	18	21	50	41.9	42.9%
27/09/2021 01:00:00 AM	50.0	11	13	55	43.1	69.2%
27/09/2021 02:00:00 AM	37.5	3	4	40	37.5	50.0%
27/09/2021 03:00:00 AM	25.0	3	3	25	0.0	0.0%
27/09/2021 04:00:00 AM	0.0	0	0	0	0.0	0.0%
27/09/2021 05:00:00 AM	40.0	5	6	45	39.2	50.0%
27/09/2021 06:00:00 AM	38.3	8	10	45	38.8	40.0%
27/09/2021 07:00:00 AM	46.2	21	25	60	43.8	48.0%
27/09/2021 08:00:00 AM	19.2	121	142	50	40.4	4.9%
27/09/2021 09:00:00 AM	19.5	405	477	55	39.9	4.0%
27/09/2021 10:00:00 AM	36.2	218	256	45	38.2	18.8%
27/09/2021 11:00:00 AM	39.5	87	102	50	40.3	33.3%
27/09/2021 12:00:00 PM	39.7	75	88	55	41.0	34.1%
27/09/2021 01:00:00 PM	40.0	82	97	65	41.0	32.0%
27/09/2021 02:00:00 PM	40.5	81	95	55	40.1	43.2%
27/09/2021 03:00:00 PM	40.3	103	121	55	40.2	36.4%
27/09/2021 04:00:00 PM	40.6	113	133	55	40.7	33.8%
27/09/2021 05:00:00 PM	42.6	147	173	55	41.8	39.3%
27/09/2021 06:00:00 PM	41.0	157	185	55	40.1	47.0%
27/09/2021 07:00:00 PM	39.9	178	210	55	39.8	38.1%
27/09/2021 08:00:00 PM	40.9	167	197	50	40.2	39.1%

27/09/2021 09:00:00 PM	36.2	105	123	55	41.3	17.1%
27/09/2021 10:00:00 PM	42.2	51	60	55	41.3	40.0%
27/09/2021 11:00:00 PM	46.2	33	39	55	43.6	48.7%
28/09/2021 12:00:00 AM	42.9	26	30	50	40.5	50.0%
28/09/2021 01:00:00 AM	45.0	12	14	50	40.8	85.7%
28/09/2021 02:00:00 AM	45.0	8	9	50	40.6	88.9%
28/09/2021 03:00:00 AM	65.0	3	3	65	52.5	66.7%
28/09/2021 04:00:00 AM	40.0	3	4	50	42.5	50.0%
28/09/2021 05:00:00 AM	40.0	5	6	50	40.8	50.0%
28/09/2021 06:00:00 AM	50.0	8	9	55	42.5	55.6%
28/09/2021 07:00:00 AM	45.0	22	26	55	42.9	50.0%
28/09/2021 08:00:00 AM	40.0	30	35	65	45.3	25.7%
28/09/2021 09:00:00 AM	39.0	127	149	55	40.4	28.9%
28/09/2021 10:00:00 AM	39.1	158	186	55	40.0	31.7%
28/09/2021 11:00:00 AM	37.9	121	142	55	40.4	23.2%
28/09/2021 12:00:00 PM	41.7	89	105	60	41.9	37.1%
28/09/2021 01:00:00 PM	39.5	83	98	55	40.6	34.7%
28/09/2021 02:00:00 PM	36.7	149	175	50	40.2	18.9%
28/09/2021 03:00:00 PM	39.5	88	103	55	40.1	32.0%
28/09/2021 04:00:00 PM	40.3	112	132	50	40.1	37.9%
28/09/2021 05:00:00 PM	40.5	150	176	55	40.5	35.8%
28/09/2021 06:00:00 PM	40.4	162	190	60	40.1	38.9%
28/09/2021 07:00:00 PM	39.9	178	210	55	39.7	40.5%
28/09/2021 08:00:00 PM	39.6	151	178	55	40.1	39.3%
28/09/2021 09:00:00 PM	18.0	408	480	50	40.4	1.5%
28/09/2021 10:00:00 PM	36.3	99	116	50	39.4	18.1%
28/09/2021 11:00:00 PM	38.6	34	40	55	41.1	27.5%
29/09/2021 12:00:00 AM	41.0	36	42	50	41.0	31.0%
29/09/2021 01:00:00 AM	41.7	17	20	50	41.7	30.0%
29/09/2021 02:00:00 AM	47.5	7	8	50	42.5	62.5%
29/09/2021 03:00:00 AM	0.0	0	0	0	0.0	0.0%
29/09/2021 04:00:00 AM	30.0	3	4	35	0.0	0.0%
29/09/2021 05:00:00 AM	37.5	3	4	40	37.5	50.0%
29/09/2021 06:00:00 AM	35.0	7	8	40	37.5	12.5%
29/09/2021 07:00:00 AM	40.0	20	24	55	42.5	33.3%
29/09/2021 08:00:00 AM	45.0	29	34	55	43.3	35.3%
29/09/2021 09:00:00 AM	38.2	120	141	55	39.2	29.1%
29/09/2021 10:00:00 AM	39.4	170	200	55	39.5	36.0%
29/09/2021 11:00:00 AM	39.3	105	123	55	39.8	30.1%
29/09/2021 12:00:00 PM	37.6	97	114	50	39.2	23.7%
29/09/2021 01:00:00 PM	38.3	84	99	60	40.1	27.3%
29/09/2021 02:00:00 PM	39.0	110	130	55	40.3	28.5%
29/09/2021 03:00:00 PM	39.4	94	111	55	41.1	28.8%
29/09/2021 04:00:00 PM	39.5	115	135	60	39.9	35.6%
29/09/2021 05:00:00 PM	39.6	147	173	60	40.0	37.6%
29/09/2021 06:00:00 PM	41.1	163	192	60	40.9	38.5%
29/09/2021 07:00:00 PM	39.8	192	226	60	39.9	40.7%
29/09/2021 08:00:00 PM	39.9	149	175	55	40.4	37.1%
29/09/2021 09:00:00 PM	39.3	89	105	55	40.6	34.3%
29/09/2021 10:00:00 PM	43.6	54	64	55	42.5	39.1%

29/09/2021 11:00:00 PM	43.3	44	52	55	42.0	40.4%
30/09/2021 12:00:00 AM	44.2	36	42	60	42.8	45.2%
30/09/2021 01:00:00 AM	47.5	22	26	55	45.2	42.3%
30/09/2021 02:00:00 AM	52.5	12	14	60	45.8	64.3%
30/09/2021 03:00:00 AM	70.0	1	1	70	67.5	100.0%
30/09/2021 04:00:00 AM	50.0	3	3	50	47.5	33.3%
30/09/2021 05:00:00 AM	50.0	7	8	55	43.5	62.5%
30/09/2021 06:00:00 AM	50.0	6	7	60	45.5	71.4%
30/09/2021 07:00:00 AM	34.2	40	47	50	40.8	12.8%
30/09/2021 08:00:00 AM	39.4	37	43	60	41.3	30.2%
30/09/2021 09:00:00 AM	38.7	109	128	50	39.3	29.7%
30/09/2021 10:00:00 AM	38.8	154	181	55	39.9	29.3%
30/09/2021 11:00:00 AM	42.0	102	120	70	41.2	42.5%
30/09/2021 12:00:00 PM	38.3	89	105	50	39.3	28.6%
30/09/2021 01:00:00 PM	41.5	74	87	55	41.3	34.5%
30/09/2021 02:00:00 PM	39.4	112	132	55	40.1	33.3%
30/09/2021 03:00:00 PM	38.8	104	122	55	39.4	35.2%
30/09/2021 04:00:00 PM	40.6	104	122	60	40.8	32.0%
30/09/2021 05:00:00 PM	40.3	147	173	55	40.4	36.4%
30/09/2021 06:00:00 PM	40.0	167	196	55	40.1	38.3%
30/09/2021 07:00:00 PM	39.1	181	213	55	39.7	31.0%
30/09/2021 08:00:00 PM	39.8	149	175	50	39.4	44.0%
30/09/2021 09:00:00 PM	39.8	98	115	60	40.2	35.7%
30/09/2021 10:00:00 PM	41.9	56	66	55	40.4	47.0%
30/09/2021 11:00:00 PM	41.2	54	63	65	42.5	34.9%
01/10/2021 12:00:00 AM	40.8	37	44	50	40.1	43.2%
01/10/2021 01:00:00 AM	44.2	27	32	60	43.2	46.9%
01/10/2021 02:00:00 AM	47.5	18	21	65	43.3	61.9%
01/10/2021 03:00:00 AM	48.3	6	7	50	46.3	57.1%
01/10/2021 04:00:00 AM	35.0	3	4	55	52.5	25.0%
01/10/2021 05:00:00 AM	45.0	6	7	50	41.5	71.4%
01/10/2021 06:00:00 AM	40.0	5	6	50	40.0	66.7%
01/10/2021 07:00:00 AM	42.5	18	21	55	41.9	38.1%
01/10/2021 08:00:00 AM	40.0	27	32	45	39.4	40.6%
01/10/2021 09:00:00 AM	39.5	105	123	55	40.5	30.9%
01/10/2021 10:00:00 AM	39.1	154	181	50	39.8	30.4%
01/10/2021 11:00:00 AM	38.8	113	133	55	40.4	28.6%
01/10/2021 12:00:00 PM	38.3	101	119	50	38.9	30.3%
01/10/2021 01:00:00 PM	41.2	88	104	50	40.5	36.5%
01/10/2021 02:00:00 PM	40.8	113	133	60	41.2	35.3%
01/10/2021 03:00:00 PM	40.0	135	159	50	40.7	28.9%
01/10/2021 04:00:00 PM	40.0	104	122	60	41.3	32.8%
01/10/2021 05:00:00 PM	39.3	163	192	55	39.0	41.7%
01/10/2021 06:00:00 PM	42.0	170	200	55	40.9	42.0%
01/10/2021 07:00:00 PM	40.4	175	206	55	40.0	43.2%
01/10/2021 08:00:00 PM	40.0	153	180	55	39.3	48.9%
01/10/2021 09:00:00 PM	42.0	113	133	55	41.2	39.1%
01/10/2021 10:00:00 PM	42.2	57	67	60	41.3	44.8%
01/10/2021 11:00:00 PM	40.8	39	46	50	39.8	47.8%
02/10/2021 12:00:00 AM	40.0	39	46	50	39.4	52.2%

02/10/2021 01:00:00 AM	41.2	35	41	50	40.3	43.9%
02/10/2021 02:00:00 AM	46.2	14	17	50	41.7	76.5%
02/10/2021 03:00:00 AM	48.3	6	7	50	47.5	42.9%
02/10/2021 04:00:00 AM	65.0	3	3	65	52.5	66.7%
02/10/2021 05:00:00 AM	40.0	3	4	45	39.2	75.0%
02/10/2021 06:00:00 AM	45.0	3	3	45	42.5	33.3%
02/10/2021 07:00:00 AM	45.0	3	3	45	40.0	66.7%
02/10/2021 08:00:00 AM	46.7	8	10	50	44.5	50.0%
02/10/2021 09:00:00 AM	50.0	19	22	60	45.7	63.6%
02/10/2021 10:00:00 AM	44.4	48	56	50	41.8	48.2%
02/10/2021 11:00:00 AM	42.1	74	87	55	41.0	41.4%
02/10/2021 12:00:00 PM	36.7	136	160	60	40.0	20.0%
02/10/2021 01:00:00 PM	36.8	150	176	50	38.9	20.5%
02/10/2021 02:00:00 PM	33.2	241	284	50	39.8	10.6%
02/10/2021 03:00:00 PM	17.8	439	517	45	39.5	2.9%
02/10/2021 04:00:00 PM	18.4	359	422	50	39.3	2.6%
02/10/2021 05:00:00 PM	18.6	311	366	50	38.7	4.6%
02/10/2021 06:00:00 PM	38.2	167	196	55	40.3	24.0%
02/10/2021 07:00:00 PM	40.3	123	145	55	41.8	25.5%
02/10/2021 08:00:00 PM	39.6	95	112	55	40.3	35.7%
02/10/2021 09:00:00 PM	38.6	73	86	50	39.2	30.2%
02/10/2021 10:00:00 PM	42.5	39	46	60	41.5	43.5%
02/10/2021 11:00:00 PM	43.6	26	30	50	41.7	43.3%
03/10/2021 12:00:00 AM	44.3	25	29	50	40.9	65.5%
03/10/2021 01:00:00 AM	42.5	23	27	55	41.1	51.9%
03/10/2021 02:00:00 AM	41.7	12	14	45	39.6	50.0%
03/10/2021 03:00:00 AM	48.0	20	23	60	44.8	56.5%
03/10/2021 04:00:00 AM	50.0	3	3	50	47.5	33.3%
03/10/2021 05:00:00 AM	40.0	3	3	40	37.5	33.3%
03/10/2021 06:00:00 AM	0.0	0	0	0	0.0	0.0%
03/10/2021 07:00:00 AM	55.0	3	3	55	44.2	100.0%
03/10/2021 08:00:00 AM	37.5	4	5	40	37.5	40.0%
03/10/2021 09:00:00 AM	46.7	16	19	60	42.9	63.2%
03/10/2021 10:00:00 AM	41.2	31	37	45	40.8	32.4%
03/10/2021 11:00:00 AM	43.8	36	42	65	42.5	42.9%
03/10/2021 12:00:00 PM	41.1	63	74	55	40.5	43.2%
03/10/2021 01:00:00 PM	39.7	107	126	55	39.8	40.5%
03/10/2021 02:00:00 PM	39.8	129	152	55	40.4	33.6%
03/10/2021 03:00:00 PM	40.6	120	141	65	40.1	44.7%
03/10/2021 04:00:00 PM	42.1	94	110	55	40.5	48.2%
03/10/2021 05:00:00 PM	40.7	103	121	55	40.2	39.7%
03/10/2021 06:00:00 PM	40.9	104	122	55	40.5	36.9%
03/10/2021 07:00:00 PM	42.7	82	97	55	41.4	42.3%
03/10/2021 08:00:00 PM	42.3	66	78	55	40.1	59.0%
03/10/2021 09:00:00 PM	41.7	62	73	65	41.0	45.2%
03/10/2021 10:00:00 PM	46.0	38	45	55	43.5	44.4%
03/10/2021 11:00:00 PM	47.0	29	34	60	42.5	61.8%
04/10/2021 12:00:00 AM	37.5	16	19	45	38.5	26.3%
04/10/2021 01:00:00 AM	45.0	11	13	55	44.5	38.5%
04/10/2021 02:00:00 AM	45.0	2	2	45	42.5	50.0%

04/10/2021 03:00:00 AM	65.0	2	2	65	62.5	50.0%
04/10/2021 04:00:00 AM	65.0	1	1	65	62.5	100.0%
04/10/2021 05:00:00 AM	45.0	4	5	50	44.2	60.0%
04/10/2021 06:00:00 AM	13.7	78	92	45	39.2	3.3%
04/10/2021 07:00:00 AM	30.0	48	56	55	40.5	8.9%
04/10/2021 08:00:00 AM	39.4	32	38	55	40.4	36.8%
04/10/2021 09:00:00 AM	38.7	117	138	50	39.7	27.5%
04/10/2021 10:00:00 AM	39.2	179	211	55	39.6	33.6%
04/10/2021 11:00:00 AM	41.4	102	120	55	40.4	43.3%
04/10/2021 12:00:00 PM	39.3	89	105	55	40.8	27.6%
04/10/2021 01:00:00 PM	39.8	115	135	60	40.5	38.5%
04/10/2021 02:00:00 PM	38.4	133	157	55	39.9	28.0%
04/10/2021 03:00:00 PM	40.2	144	169	60	40.4	34.9%
04/10/2021 04:00:00 PM	38.2	136	160	55	39.4	28.1%
04/10/2021 05:00:00 PM	40.3	156	184	55	40.3	39.7%
04/10/2021 06:00:00 PM	39.0	183	215	50	39.7	30.7%
04/10/2021 07:00:00 PM	41.3	184	217	55	40.1	47.0%
04/10/2021 08:00:00 PM	39.5	136	160	50	39.5	38.1%
04/10/2021 09:00:00 PM	39.1	80	94	55	41.0	24.5%
04/10/2021 10:00:00 PM	40.8	42	50	55	41.1	36.0%
04/10/2021 11:00:00 PM	43.0	56	66	65	43.8	39.4%
05/10/2021 12:00:00 AM	40.0	26	31	60	40.8	38.7%
05/10/2021 01:00:00 AM	45.0	16	19	60	45.0	52.6%
05/10/2021 02:00:00 AM	20.0	29	34	60	49.2	8.8%
05/10/2021 03:00:00 AM	16.1	387	455	25	0.0	0.0%
05/10/2021 04:00:00 AM	19.4	655	771	30	0.0	0.0%
05/10/2021 05:00:00 AM	37.5	17	20	50	39.5	25.0%
05/10/2021 06:00:00 AM	43.8	8	9	45	40.8	66.7%
05/10/2021 07:00:00 AM	40.0	14	16	55	41.5	31.3%
05/10/2021 08:00:00 AM	39.0	35	41	60	42.5	24.4%
05/10/2021 09:00:00 AM	36.8	114	134	50	39.2	20.1%
05/10/2021 10:00:00 AM	38.8	160	188	50	39.1	33.0%
05/10/2021 11:00:00 AM	39.1	88	104	55	40.6	27.9%
05/10/2021 12:00:00 PM	38.6	97	114	50	39.7	28.1%
05/10/2021 01:00:00 PM	41.7	83	98	50	40.3	44.9%
05/10/2021 02:00:00 PM	39.0	118	139	50	39.5	32.4%
05/10/2021 03:00:00 PM	38.6	120	141	50	39.9	27.7%
05/10/2021 04:00:00 PM	39.4	88	104	55	40.5	35.6%
05/10/2021 05:00:00 PM	38.3	135	159	55	40.3	23.9%
05/10/2021 06:00:00 PM	39.9	190	223	50	40.1	33.6%
05/10/2021 07:00:00 PM	39.4	213	251	55	39.7	33.9%
05/10/2021 08:00:00 PM	40.5	136	160	55	40.0	41.9%
05/10/2021 09:00:00 PM	37.4	99	117	45	38.5	24.8%
05/10/2021 10:00:00 PM	41.1	60	71	60	41.3	35.2%
05/10/2021 11:00:00 PM	40.8	37	44	55	40.9	36.4%
06/10/2021 12:00:00 AM	45.0	37	43	55	42.3	53.5%
06/10/2021 01:00:00 AM	41.7	14	17	50	40.3	52.9%
06/10/2021 02:00:00 AM	40.0	6	7	45	38.5	71.4%
06/10/2021 03:00:00 AM	40.0	5	6	45	39.2	50.0%
06/10/2021 04:00:00 AM	35.0	3	4	40	37.5	25.0%

06/10/2021 05:00:00 AM	40.0	5	6	45	38.8	66.7%
06/10/2021 06:00:00 AM	43.8	9	11	55	44.5	45.5%
06/10/2021 07:00:00 AM	34.4	21	25	50	40.8	12.0%
06/10/2021 08:00:00 AM	41.7	32	38	60	43.8	31.6%
06/10/2021 09:00:00 AM	39.4	128	150	50	40.4	25.3%
06/10/2021 10:00:00 AM	38.9	158	186	50	40.0	28.5%
06/10/2021 11:00:00 AM	38.2	96	113	50	39.6	27.4%
06/10/2021 12:00:00 PM	39.3	105	123	50	40.3	29.3%
06/10/2021 01:00:00 PM	39.8	99	117	55	41.0	33.3%
06/10/2021 02:00:00 PM	39.1	128	150	60	39.8	32.0%
06/10/2021 03:00:00 PM	38.2	139	164	55	39.2	29.9%
06/10/2021 04:00:00 PM	39.7	112	132	50	40.3	28.8%
06/10/2021 05:00:00 PM	40.3	149	175	55	40.6	37.7%
06/10/2021 06:00:00 PM	39.4	180	212	55	40.0	32.1%
06/10/2021 07:00:00 PM	39.6	212	249	55	39.7	35.3%
06/10/2021 08:00:00 PM	40.4	189	222	50	40.0	39.6%
06/10/2021 09:00:00 PM	39.9	110	130	55	39.9	40.8%
06/10/2021 10:00:00 PM	43.6	64	75	60	41.1	57.3%
06/10/2021 11:00:00 PM	44.2	48	57	60	42.7	40.4%
07/10/2021 12:00:00 AM	44.2	37	44	70	42.9	52.3%
07/10/2021 01:00:00 AM	42.5	19	22	60	41.9	40.9%
07/10/2021 02:00:00 AM	37.5	7	8	40	37.5	25.0%
07/10/2021 03:00:00 AM	60.0	2	2	60	57.5	50.0%
07/10/2021 04:00:00 AM	0.0	0	0	0	0.0	0.0%
07/10/2021 05:00:00 AM	45.0	6	7	50	42.5	42.9%
07/10/2021 06:00:00 AM	40.0	9	11	45	40.0	36.4%
07/10/2021 07:00:00 AM	40.0	26	30	60	45.0	26.7%
07/10/2021 08:00:00 AM	39.0	33	39	50	41.0	25.6%
07/10/2021 09:00:00 AM	39.1	124	146	60	40.7	30.8%
07/10/2021 10:00:00 AM	39.9	164	193	55	40.1	35.2%
07/10/2021 11:00:00 AM	39.0	99	117	50	39.9	29.9%
07/10/2021 12:00:00 PM	38.7	99	116	50	39.2	31.0%
07/10/2021 01:00:00 PM	40.8	90	106	60	40.5	40.6%
07/10/2021 02:00:00 PM	39.6	128	151	50	40.6	29.1%
07/10/2021 03:00:00 PM	40.7	119	140	50	40.3	35.0%
07/10/2021 04:00:00 PM	39.5	117	138	60	41.3	28.3%
07/10/2021 05:00:00 PM	39.0	163	192	55	39.4	34.9%
07/10/2021 06:00:00 PM	40.9	177	208	60	40.4	43.8%
07/10/2021 07:00:00 PM	39.8	202	238	55	39.8	38.7%
07/10/2021 08:00:00 PM	38.7	170	200	60	39.5	30.5%
07/10/2021 09:00:00 PM	39.4	108	127	55	39.6	39.4%
07/10/2021 10:00:00 PM	44.5	64	75	55	41.5	54.7%
07/10/2021 11:00:00 PM	40.0	47	55	55	41.1	38.2%
08/10/2021 12:00:00 AM	41.7	38	45	50	40.4	46.7%
08/10/2021 01:00:00 AM	42.5	24	28	60	40.8	53.6%
08/10/2021 02:00:00 AM	40.0	8	10	60	45.8	30.0%
08/10/2021 03:00:00 AM	50.0	5	6	60	47.5	66.7%
08/10/2021 04:00:00 AM	60.0	1	1	60	57.5	100.0%
08/10/2021 05:00:00 AM	45.0	7	8	50	41.5	62.5%
08/10/2021 06:00:00 AM	41.7	9	11	45	40.5	45.5%

08/10/2021 07:00:00 AM	45.0	10	12	55	43.3	50.0%
08/10/2021 08:00:00 AM	40.0	31	37	55	41.4	37.8%
08/10/2021 09:00:00 AM	39.5	106	125	50	40.1	31.2%
08/10/2021 10:00:00 AM	39.3	156	184	55	39.8	38.0%
08/10/2021 11:00:00 AM	42.5	110	129	60	42.6	31.8%
08/10/2021 12:00:00 PM	38.9	102	120	50	40.1	29.2%
08/10/2021 01:00:00 PM	41.3	109	128	55	40.6	39.8%
08/10/2021 02:00:00 PM	39.6	107	126	55	39.7	41.3%
08/10/2021 03:00:00 PM	39.2	150	176	55	40.2	29.0%
08/10/2021 04:00:00 PM	39.7	132	155	55	40.0	36.1%
08/10/2021 05:00:00 PM	39.9	156	184	55	40.0	39.1%
08/10/2021 06:00:00 PM	40.2	168	198	50	40.3	36.9%
08/10/2021 07:00:00 PM	40.2	199	234	55	40.2	38.9%
08/10/2021 08:00:00 PM	40.5	169	199	55	40.1	43.7%
08/10/2021 09:00:00 PM	40.9	110	129	55	40.4	39.5%
08/10/2021 10:00:00 PM	44.1	53	62	55	41.4	53.2%
08/10/2021 11:00:00 PM	39.4	33	39	50	40.0	35.9%
09/10/2021 12:00:00 AM	43.6	42	50	65	42.5	54.0%
09/10/2021 01:00:00 AM	42.5	37	43	50	40.7	44.2%
09/10/2021 02:00:00 AM	43.0	20	24	50	41.3	50.0%
09/10/2021 03:00:00 AM	47.5	5	6	50	42.5	66.7%
09/10/2021 04:00:00 AM	38.8	4	5	40	37.5	80.0%
09/10/2021 05:00:00 AM	35.0	3	4	40	37.5	25.0%
09/10/2021 06:00:00 AM	45.0	3	3	45	40.0	66.7%
09/10/2021 07:00:00 AM	35.0	3	3	35	0.0	0.0%
09/10/2021 08:00:00 AM	35.0	8	10	50	42.5	20.0%
09/10/2021 09:00:00 AM	44.4	23	27	65	42.8	59.3%
09/10/2021 10:00:00 AM	43.8	48	56	55	41.1	51.8%
09/10/2021 11:00:00 AM	40.5	71	83	50	39.6	42.2%
09/10/2021 12:00:00 PM	40.4	105	123	55	39.9	43.9%
09/10/2021 01:00:00 PM	39.3	133	157	55	40.3	31.8%
09/10/2021 02:00:00 PM	39.0	139	163	55	40.4	29.4%
09/10/2021 03:00:00 PM	42.9	122	143	50	40.9	46.2%
09/10/2021 04:00:00 PM	40.0	100	118	60	40.2	40.7%
09/10/2021 05:00:00 PM	43.2	134	158	60	41.9	45.6%
09/10/2021 06:00:00 PM	40.6	128	151	50	40.0	42.4%
09/10/2021 07:00:00 PM	40.3	130	153	55	40.0	40.5%
09/10/2021 08:00:00 PM	41.9	122	144	65	40.7	47.2%
09/10/2021 09:00:00 PM	39.4	70	82	55	39.8	42.7%
09/10/2021 10:00:00 PM	46.7	51	60	60	42.1	66.7%
09/10/2021 11:00:00 PM	47.5	38	45	60	43.6	60.0%
10/10/2021 12:00:00 AM	44.3	38	45	55	41.2	60.0%
10/10/2021 01:00:00 AM	43.3	37	44	60	42.1	52.3%
10/10/2021 02:00:00 AM	52.5	14	17	70	48.6	52.9%
10/10/2021 03:00:00 AM	40.0	14	16	60	45.0	25.0%
10/10/2021 04:00:00 AM	60.0	2	2	60	57.5	50.0%
10/10/2021 05:00:00 AM	0.0	0	0	0	0.0	0.0%
10/10/2021 06:00:00 AM	55.0	3	3	55	52.5	33.3%
10/10/2021 07:00:00 AM	47.5	6	7	50	45.8	42.9%
10/10/2021 08:00:00 AM	45.0	7	8	50	40.0	75.0%

10/10/2021 09:00:00 AM	43.3	5	6	45	41.3	66.7%
10/10/2021 10:00:00 AM	43.1	39	46	55	42.5	37.0%
10/10/2021 11:00:00 AM	41.7	46	54	60	42.8	31.5%
10/10/2021 12:00:00 PM	40.5	74	87	60	40.8	33.3%
10/10/2021 01:00:00 PM	41.9	112	132	55	40.4	47.7%
10/10/2021 02:00:00 PM	40.9	129	152	50	39.9	42.8%
10/10/2021 03:00:00 PM	41.5	120	141	55	40.5	43.3%
10/10/2021 04:00:00 PM	42.9	110	129	55	41.3	46.5%
10/10/2021 05:00:00 PM	41.8	100	118	55	40.6	45.8%
10/10/2021 06:00:00 PM	39.6	101	119	55	40.3	36.1%
10/10/2021 07:00:00 PM	41.2	81	95	55	40.1	44.2%
10/10/2021 08:00:00 PM	41.1	94	110	55	40.8	35.5%
10/10/2021 09:00:00 PM	41.2	42	50	55	42.2	32.0%
10/10/2021 10:00:00 PM	40.0	43	51	55	40.9	31.4%
10/10/2021 11:00:00 PM	45.0	22	26	60	42.9	53.8%
11/10/2021 12:00:00 AM	47.5	14	16	50	42.5	68.8%
11/10/2021 01:00:00 AM	48.3	14	16	60	43.9	68.8%
11/10/2021 02:00:00 AM	40.0	2	2	40	37.5	50.0%
11/10/2021 03:00:00 AM	40.0	1	1	40	37.5	100.0%
11/10/2021 04:00:00 AM	40.0	2	2	40	37.5	100.0%
11/10/2021 05:00:00 AM	40.0	4	5	50	40.0	80.0%
11/10/2021 06:00:00 AM	42.5	9	11	55	41.7	54.5%
11/10/2021 07:00:00 AM	40.0	11	13	65	45.0	30.8%
11/10/2021 08:00:00 AM	40.0	29	34	70	44.2	26.5%
11/10/2021 09:00:00 AM	39.2	124	146	60	40.3	29.5%
11/10/2021 10:00:00 AM	39.7	177	208	55	40.7	28.4%
11/10/2021 11:00:00 AM	39.4	93	109	55	40.7	27.5%
11/10/2021 12:00:00 PM	37.1	82	97	50	39.4	21.6%
11/10/2021 01:00:00 PM	39.1	90	106	50	40.3	28.3%
11/10/2021 02:00:00 PM	38.3	122	144	70	40.7	27.1%
11/10/2021 03:00:00 PM	38.6	128	151	55	39.6	31.1%
11/10/2021 04:00:00 PM	40.5	121	142	55	40.7	31.0%
11/10/2021 05:00:00 PM	39.0	162	190	50	39.6	32.6%
11/10/2021 06:00:00 PM	39.5	182	214	55	39.8	32.2%
11/10/2021 07:00:00 PM	39.8	196	230	55	39.7	40.0%
11/10/2021 08:00:00 PM	39.5	134	158	50	39.4	39.2%
11/10/2021 09:00:00 PM	41.7	74	87	50	41.0	35.6%
11/10/2021 10:00:00 PM	42.5	56	66	55	41.3	43.9%
11/10/2021 11:00:00 PM	45.0	36	42	60	42.5	57.1%
12/10/2021 12:00:00 AM	40.0	38	45	50	41.4	31.1%
12/10/2021 01:00:00 AM	50.0	11	13	55	44.6	53.8%
12/10/2021 02:00:00 AM	45.0	1	1	45	42.5	100.0%
12/10/2021 03:00:00 AM	45.0	2	2	45	42.5	50.0%
12/10/2021 04:00:00 AM	55.0	1	1	55	52.5	100.0%
12/10/2021 05:00:00 AM	43.8	8	9	45	41.5	55.6%
12/10/2021 06:00:00 AM	42.5	5	6	45	42.5	33.3%
12/10/2021 07:00:00 AM	52.5	19	22	60	46.9	36.4%
12/10/2021 08:00:00 AM	45.0	37	43	60	43.5	34.9%
12/10/2021 09:00:00 AM	39.0	137	161	50	39.8	29.2%
12/10/2021 10:00:00 AM	38.5	190	224	50	39.1	31.7%

12/10/2021 11:00:00 AM	40.0	98	115	55	40.6	34.8%
12/10/2021 12:00:00 PM	40.0	87	102	50	40.1	33.3%
12/10/2021 01:00:00 PM	39.0	84	99	50	41.0	23.2%
12/10/2021 02:00:00 PM	39.1	118	139	50	40.6	25.2%
12/10/2021 03:00:00 PM	38.4	111	131	50	39.2	29.8%
12/10/2021 04:00:00 PM	38.9	111	131	50	39.3	35.9%
12/10/2021 05:00:00 PM	38.5	149	175	55	40.3	25.7%
12/10/2021 06:00:00 PM	40.4	168	198	55	40.1	37.4%
12/10/2021 07:00:00 PM	39.0	198	233	55	39.7	31.8%
12/10/2021 08:00:00 PM	39.4	148	174	50	39.7	36.2%
12/10/2021 09:00:00 PM	38.8	107	126	60	39.4	33.3%
12/10/2021 10:00:00 PM	38.3	55	65	55	40.6	24.6%
12/10/2021 11:00:00 PM	40.0	41	48	60	42.2	31.3%
13/10/2021 12:00:00 AM	42.9	31	36	55	42.5	33.3%
13/10/2021 01:00:00 AM	44.0	22	26	50	41.2	57.7%
13/10/2021 02:00:00 AM	35.0	6	7	40	37.5	14.3%
13/10/2021 03:00:00 AM	45.0	1	1	45	42.5	100.0%
13/10/2021 04:00:00 AM	37.5	3	4	40	37.5	50.0%
13/10/2021 05:00:00 AM	40.0	8	9	50	40.0	44.4%
13/10/2021 06:00:00 AM	43.3	7	8	45	40.5	62.5%
13/10/2021 07:00:00 AM	45.0	19	22	60	45.4	31.8%
13/10/2021 08:00:00 AM	40.0	30	35	55	41.5	28.6%
13/10/2021 09:00:00 AM	39.4	132	155	50	40.1	29.7%
13/10/2021 10:00:00 AM	38.4	173	204	50	39.2	31.9%
13/10/2021 11:00:00 AM	41.2	114	134	55	41.3	33.6%
13/10/2021 12:00:00 PM	38.8	94	110	50	39.6	28.2%
13/10/2021 01:00:00 PM	42.9	95	112	55	41.8	40.2%
13/10/2021 02:00:00 PM	38.5	128	151	55	40.1	26.5%
13/10/2021 03:00:00 PM	39.0	123	145	50	39.8	28.3%
13/10/2021 04:00:00 PM	38.6	127	149	55	40.1	24.8%
13/10/2021 05:00:00 PM	39.5	143	168	60	40.1	30.4%
13/10/2021 06:00:00 PM	39.6	184	217	55	40.0	36.4%
13/10/2021 07:00:00 PM	39.2	205	241	50	39.2	35.7%
13/10/2021 08:00:00 PM	41.2	165	194	55	40.4	42.8%
13/10/2021 09:00:00 PM	41.1	99	116	55	41.3	31.9%
13/10/2021 10:00:00 PM	45.0	60	70	65	43.0	42.9%
13/10/2021 11:00:00 PM	38.5	56	66	50	40.4	25.8%
14/10/2021 12:00:00 AM	44.0	30	35	65	43.4	48.6%
14/10/2021 01:00:00 AM	50.0	16	19	60	44.8	68.4%
14/10/2021 02:00:00 AM	50.0	8	9	55	43.5	55.6%
14/10/2021 03:00:00 AM	40.0	3	3	40	37.5	66.7%
14/10/2021 04:00:00 AM	35.0	2	2	35	0.0	0.0%
14/10/2021 05:00:00 AM	40.0	3	4	45	39.2	75.0%
14/10/2021 06:00:00 AM	45.0	7	8	55	42.5	75.0%
14/10/2021 07:00:00 AM	38.8	14	17	60	41.7	35.3%
14/10/2021 08:00:00 AM	42.1	37	43	50	42.5	25.6%
14/10/2021 09:00:00 AM	39.4	129	152	60	41.3	25.7%
14/10/2021 10:00:00 AM	39.2	156	184	55	39.4	34.2%
14/10/2021 11:00:00 AM	41.5	103	121	50	40.4	40.5%
14/10/2021 12:00:00 PM	39.8	84	99	55	40.3	36.4%

14/10/2021 01:00:00 PM	40.3	99	117	50	39.8	42.7%
14/10/2021 02:00:00 PM	36.5	101	119	50	39.2	19.3%
14/10/2021 03:00:00 PM	38.3	113	133	50	39.7	25.6%
14/10/2021 04:00:00 PM	40.6	124	146	60	41.5	30.1%
14/10/2021 05:00:00 PM	39.4	182	214	55	40.1	33.6%
14/10/2021 06:00:00 PM	39.5	165	194	60	39.9	36.1%
14/10/2021 07:00:00 PM	40.3	217	255	60	40.2	39.6%
14/10/2021 08:00:00 PM	39.6	165	194	60	40.1	34.5%
14/10/2021 09:00:00 PM	39.7	97	114	55	39.8	41.2%
14/10/2021 10:00:00 PM	42.0	61	72	55	40.8	45.8%
14/10/2021 11:00:00 PM	42.5	60	70	50	41.7	34.3%
15/10/2021 12:00:00 AM	42.1	37	44	65	41.2	52.3%
15/10/2021 01:00:00 AM	42.5	38	45	60	42.5	40.0%
15/10/2021 02:00:00 AM	42.5	8	10	55	41.7	60.0%
15/10/2021 03:00:00 AM	45.0	3	4	60	50.0	50.0%
15/10/2021 04:00:00 AM	47.5	3	4	50	47.5	50.0%
15/10/2021 05:00:00 AM	45.0	7	8	50	40.4	87.5%
15/10/2021 06:00:00 AM	42.5	8	10	45	40.8	60.0%
15/10/2021 07:00:00 AM	50.0	16	19	65	44.2	63.2%
15/10/2021 08:00:00 AM	39.0	23	27	50	40.0	29.6%
15/10/2021 09:00:00 AM	37.4	118	139	50	39.1	23.0%
15/10/2021 10:00:00 AM	39.8	161	189	55	40.7	31.7%
15/10/2021 11:00:00 AM	41.2	117	138	50	40.9	34.1%
15/10/2021 12:00:00 PM	39.8	96	113	60	40.4	31.9%
15/10/2021 01:00:00 PM	40.7	96	113	50	40.4	34.5%
15/10/2021 02:00:00 PM	39.2	125	147	50	40.3	29.3%
15/10/2021 03:00:00 PM	40.8	137	161	55	40.1	42.2%
15/10/2021 04:00:00 PM	39.1	133	157	50	39.1	36.9%
15/10/2021 05:00:00 PM	39.9	173	204	55	40.4	32.8%
15/10/2021 06:00:00 PM	40.8	183	215	50	39.9	46.0%
15/10/2021 07:00:00 PM	40.8	201	237	55	40.6	37.6%
15/10/2021 08:00:00 PM	39.0	175	206	55	39.5	31.6%
15/10/2021 09:00:00 PM	41.4	107	126	55	40.3	43.7%
15/10/2021 10:00:00 PM	39.8	68	80	55	39.9	41.3%
15/10/2021 11:00:00 PM	41.7	34	40	50	40.3	45.0%
16/10/2021 12:00:00 AM	41.2	38	45	65	42.2	40.0%
16/10/2021 01:00:00 AM	41.2	27	32	50	40.8	37.5%
16/10/2021 02:00:00 AM	44.2	23	27	50	41.0	63.0%
16/10/2021 03:00:00 AM	55.0	8	9	65	47.5	55.6%
16/10/2021 04:00:00 AM	45.0	7	8	60	45.8	37.5%
16/10/2021 05:00:00 AM	35.0	1	1	35	0.0	0.0%
16/10/2021 06:00:00 AM	50.0	2	2	50	45.0	100.0%
16/10/2021 07:00:00 AM	45.0	5	6	50	42.5	50.0%
16/10/2021 08:00:00 AM	45.0	6	7	65	46.3	57.1%
16/10/2021 09:00:00 AM	42.5	25	29	55	41.3	41.4%
16/10/2021 10:00:00 AM	43.5	44	52	55	41.9	48.1%
16/10/2021 11:00:00 AM	42.3	73	86	50	41.1	40.7%
16/10/2021 12:00:00 PM	42.1	96	113	55	40.5	49.6%
16/10/2021 01:00:00 PM	40.0	128	151	50	39.8	40.4%
16/10/2021 02:00:00 PM	41.9	126	148	55	40.3	46.6%

16/10/2021 03:00:00 PM	41.5	106	125	50	40.0	48.8%
16/10/2021 04:00:00 PM	41.1	124	146	55	40.0	43.8%
16/10/2021 05:00:00 PM	42.2	128	150	55	40.8	43.3%
16/10/2021 06:00:00 PM	42.1	122	143	55	40.9	42.7%
16/10/2021 07:00:00 PM	41.9	142	167	60	40.7	46.1%
16/10/2021 08:00:00 PM	41.8	105	124	50	40.5	44.4%
16/10/2021 09:00:00 PM	41.4	98	115	65	41.1	45.2%
16/10/2021 10:00:00 PM	44.3	39	46	55	42.0	47.8%
16/10/2021 11:00:00 PM	40.0	31	36	65	41.7	50.0%
17/10/2021 12:00:00 AM	41.4	42	50	60	41.0	48.0%
17/10/2021 01:00:00 AM	48.0	33	39	70	45.7	48.7%
17/10/2021 02:00:00 AM	47.5	20	23	65	43.7	56.5%
17/10/2021 03:00:00 AM	45.0	9	11	55	43.5	45.5%
17/10/2021 04:00:00 AM	55.0	4	5	65	50.0	80.0%
17/10/2021 05:00:00 AM	0.0	0	0	0	0.0	0.0%
17/10/2021 06:00:00 AM	40.0	2	2	40	37.5	50.0%
17/10/2021 07:00:00 AM	50.0	3	3	50	45.0	66.7%
17/10/2021 08:00:00 AM	40.0	5	6	65	50.0	33.3%
17/10/2021 09:00:00 AM	40.0	3	4	50	40.8	75.0%
17/10/2021 10:00:00 AM	37.5	21	25	45	40.5	20.0%
17/10/2021 11:00:00 AM	45.0	57	67	55	42.5	50.7%
17/10/2021 12:00:00 PM	40.6	76	89	55	40.6	36.0%
17/10/2021 01:00:00 PM	41.7	107	126	65	40.8	43.7%
17/10/2021 02:00:00 PM	41.1	126	148	55	40.0	48.0%
17/10/2021 03:00:00 PM	41.9	126	148	55	41.7	33.1%
17/10/2021 04:00:00 PM	43.4	104	122	60	41.0	53.3%
17/10/2021 05:00:00 PM	40.4	108	127	55	40.6	35.4%
17/10/2021 06:00:00 PM	42.9	95	112	55	41.3	46.4%
17/10/2021 07:00:00 PM	40.4	85	100	55	40.8	29.0%
17/10/2021 08:00:00 PM	39.6	84	99	55	40.1	39.4%
17/10/2021 09:00:00 PM	44.1	48	57	50	41.8	50.9%
17/10/2021 10:00:00 PM	43.6	48	56	55	41.1	50.0%
17/10/2021 11:00:00 PM	40.0	33	39	65	40.1	53.8%
18/10/2021 12:00:00 AM	45.0	25	29	55	42.2	65.5%
18/10/2021 01:00:00 AM	48.3	12	14	55	41.7	85.7%
18/10/2021 02:00:00 AM	45.0	2	2	45	42.5	50.0%
18/10/2021 03:00:00 AM	40.0	1	1	40	37.5	100.0%
18/10/2021 04:00:00 AM	50.0	1	1	50	47.5	100.0%
18/10/2021 05:00:00 AM	45.0	4	5	50	42.5	80.0%
18/10/2021 06:00:00 AM	40.0	8	10	55	42.5	40.0%
18/10/2021 07:00:00 AM	38.8	14	17	50	40.0	35.3%
18/10/2021 08:00:00 AM	41.0	34	40	60	41.7	32.5%
18/10/2021 09:00:00 AM	38.2	133	157	55	40.4	25.5%
18/10/2021 10:00:00 AM	41.0	178	209	50	41.0	31.1%
18/10/2021 11:00:00 AM	38.6	97	114	60	40.2	28.9%
18/10/2021 12:00:00 PM	41.1	88	103	55	40.2	41.7%
18/10/2021 01:00:00 PM	38.3	98	115	50	39.4	27.0%
18/10/2021 02:00:00 PM	40.5	90	106	60	40.6	40.6%
18/10/2021 03:00:00 PM	37.4	144	170	50	39.0	23.5%
18/10/2021 04:00:00 PM	39.1	123	145	55	39.6	33.1%

18/10/2021 05:00:00 PM	39.8	149	175	55	40.2	36.6%
18/10/2021 06:00:00 PM	39.1	168	198	55	40.0	31.8%
18/10/2021 07:00:00 PM	39.8	183	215	60	39.6	44.2%
18/10/2021 08:00:00 PM	39.3	156	184	50	39.8	31.5%
18/10/2021 09:00:00 PM	39.8	77	91	60	40.4	36.3%
18/10/2021 10:00:00 PM	41.2	44	52	55	43.2	26.9%
18/10/2021 11:00:00 PM	42.1	40	47	55	41.4	38.3%
19/10/2021 12:00:00 AM	45.0	29	34	65	43.6	55.9%
19/10/2021 01:00:00 AM	45.0	12	14	60	43.9	50.0%
19/10/2021 02:00:00 AM	50.0	9	11	55	43.0	90.9%
19/10/2021 03:00:00 AM	35.0	3	4	50	47.5	25.0%
19/10/2021 04:00:00 AM	20.0	1	1	20	0.0	0.0%
19/10/2021 05:00:00 AM	45.0	6	7	50	40.8	85.7%
19/10/2021 06:00:00 AM	41.7	10	12	45	39.4	66.7%
19/10/2021 07:00:00 AM	47.5	12	14	60	46.5	35.7%
19/10/2021 08:00:00 AM	37.1	38	45	60	40.5	22.2%
19/10/2021 09:00:00 AM	39.0	139	163	50	39.6	30.1%
19/10/2021 10:00:00 AM	39.0	161	189	55	39.4	31.2%
19/10/2021 11:00:00 AM	41.2	109	128	50	40.6	37.5%
19/10/2021 12:00:00 PM	38.1	99	116	50	39.8	24.1%
19/10/2021 01:00:00 PM	38.8	89	105	50	40.0	26.7%
19/10/2021 02:00:00 PM	38.9	119	140	55	40.0	30.0%
19/10/2021 03:00:00 PM	41.1	121	142	55	41.2	33.1%
19/10/2021 04:00:00 PM	39.7	117	138	50	39.4	40.6%
19/10/2021 05:00:00 PM	39.2	145	171	55	39.9	33.3%
19/10/2021 06:00:00 PM	39.2	190	223	55	39.8	35.0%
19/10/2021 07:00:00 PM	40.9	219	258	65	40.3	40.7%
19/10/2021 08:00:00 PM	39.1	135	159	50	40.0	32.1%
19/10/2021 09:00:00 PM	40.0	95	112	55	40.4	32.1%
19/10/2021 10:00:00 PM	39.2	76	89	50	40.3	25.8%
19/10/2021 11:00:00 PM	31.5	113	133	50	41.0	9.8%
20/10/2021 12:00:00 AM	34.7	76	90	50	40.2	14.4%
20/10/2021 01:00:00 AM	28.0	65	77	70	42.5	7.8%
20/10/2021 02:00:00 AM	9.6	104	122	50	45.0	1.6%
20/10/2021 03:00:00 AM	9.5	51	60	30	0.0	0.0%
20/10/2021 04:00:00 AM	35.0	13	15	45	40.0	13.3%
20/10/2021 05:00:00 AM	10.8	91	107	40	37.5	2.8%
20/10/2021 06:00:00 AM	13.3	46	54	40	37.5	7.4%
20/10/2021 07:00:00 AM	37.5	20	24	50	43.5	20.8%
20/10/2021 08:00:00 AM	38.8	35	41	55	40.4	29.3%
20/10/2021 09:00:00 AM	36.7	132	155	45	38.8	20.0%
20/10/2021 10:00:00 AM	37.9	162	190	50	39.6	24.2%
20/10/2021 11:00:00 AM	40.9	111	131	55	40.6	36.6%
20/10/2021 12:00:00 PM	39.8	115	135	50	40.5	31.9%
20/10/2021 01:00:00 PM	39.8	79	93	55	40.2	37.6%
20/10/2021 02:00:00 PM	39.8	92	108	55	40.8	35.2%
20/10/2021 03:00:00 PM	39.3	129	152	60	40.0	34.2%
20/10/2021 04:00:00 PM	41.2	110	130	55	41.1	33.8%
20/10/2021 05:00:00 PM	38.8	165	194	50	39.7	29.9%
20/10/2021 06:00:00 PM	39.5	178	209	60	40.2	34.9%

20/10/2021 07:00:00 PM	39.9	203	239	55	39.8	36.0%
20/10/2021 08:00:00 PM	39.9	157	185	55	40.4	34.1%
20/10/2021 09:00:00 PM	39.8	90	106	50	39.9	35.8%
20/10/2021 10:00:00 PM	41.7	65	76	60	40.6	42.1%
20/10/2021 11:00:00 PM	29.4	128	150	55	44.0	6.7%
21/10/2021 12:00:00 AM	33.0	103	121	60	41.1	11.6%
21/10/2021 01:00:00 AM	36.2	23	27	45	38.5	18.5%
21/10/2021 02:00:00 AM	40.0	12	14	45	39.5	35.7%
21/10/2021 03:00:00 AM	45.0	6	7	55	41.5	71.4%
21/10/2021 04:00:00 AM	40.0	1	1	40	37.5	100.0%
21/10/2021 05:00:00 AM	40.0	4	5	45	38.8	80.0%
21/10/2021 06:00:00 AM	45.0	6	7	50	40.5	71.4%
21/10/2021 07:00:00 AM	40.0	18	21	60	41.8	33.3%
21/10/2021 08:00:00 AM	41.7	36	42	75	46.1	26.2%
21/10/2021 09:00:00 AM	38.3	119	140	55	40.2	25.0%
21/10/2021 10:00:00 AM	38.5	161	189	55	39.5	27.0%
21/10/2021 11:00:00 AM	39.3	105	124	50	40.4	30.6%
21/10/2021 12:00:00 PM	39.1	91	107	50	39.7	31.8%
21/10/2021 01:00:00 PM	39.0	92	108	55	41.1	25.9%
21/10/2021 02:00:00 PM	39.6	104	122	55	40.2	34.4%
21/10/2021 03:00:00 PM	39.5	131	154	60	40.3	36.4%
21/10/2021 04:00:00 PM	41.6	122	144	50	40.1	49.3%
21/10/2021 05:00:00 PM	38.8	156	184	55	39.6	29.9%
21/10/2021 06:00:00 PM	39.9	163	192	55	39.7	38.0%
21/10/2021 07:00:00 PM	38.9	191	225	60	39.6	32.4%
21/10/2021 08:00:00 PM	39.3	178	210	55	40.2	31.9%
21/10/2021 09:00:00 PM	40.3	111	131	60	40.6	34.4%
21/10/2021 10:00:00 PM	40.0	71	83	55	40.4	33.7%
21/10/2021 11:00:00 PM	42.5	42	50	60	41.6	44.0%
22/10/2021 12:00:00 AM	42.5	43	51	65	42.1	47.1%
22/10/2021 01:00:00 AM	44.2	25	29	75	43.6	48.3%
22/10/2021 02:00:00 AM	43.3	12	14	50	40.6	57.1%
22/10/2021 03:00:00 AM	43.3	5	6	45	42.5	50.0%
22/10/2021 04:00:00 AM	40.0	3	4	55	45.0	50.0%
22/10/2021 05:00:00 AM	45.0	6	7	50	42.5	42.9%
22/10/2021 06:00:00 AM	50.0	6	7	55	44.5	71.4%
22/10/2021 07:00:00 AM	40.0	13	15	60	42.5	46.7%
22/10/2021 08:00:00 AM	43.3	29	34	60	42.9	35.3%
22/10/2021 09:00:00 AM	39.2	110	129	50	39.4	34.9%
22/10/2021 10:00:00 AM	39.9	169	199	55	41.0	32.2%
22/10/2021 11:00:00 AM	42.5	88	103	55	41.4	38.8%
22/10/2021 12:00:00 PM	36.9	88	104	50	39.6	20.2%
22/10/2021 01:00:00 PM	42.6	90	106	55	41.3	43.4%
22/10/2021 02:00:00 PM	39.1	129	152	50	39.8	30.3%
22/10/2021 03:00:00 PM	39.8	132	155	55	40.9	28.4%
22/10/2021 04:00:00 PM	39.3	122	144	55	40.4	31.9%
22/10/2021 05:00:00 PM	41.0	169	199	55	40.2	40.2%
22/10/2021 06:00:00 PM	40.0	179	211	65	40.9	35.1%
22/10/2021 07:00:00 PM	39.7	158	186	55	39.9	39.8%
22/10/2021 08:00:00 PM	39.8	153	180	55	40.1	39.4%

22/10/2021 09:00:00 PM	41.9	83	98	65	41.8	37.8%
22/10/2021 10:00:00 PM	43.1	54	64	60	41.8	46.9%
22/10/2021 11:00:00 PM	44.0	28	33	65	43.6	42.4%
23/10/2021 12:00:00 AM	40.8	43	51	75	42.8	31.4%
23/10/2021 01:00:00 AM	43.8	34	40	60	41.9	45.0%
23/10/2021 02:00:00 AM	40.0	20	24	50	39.6	50.0%
23/10/2021 03:00:00 AM	47.5	4	5	50	47.5	40.0%
23/10/2021 04:00:00 AM	45.0	7	8	50	40.8	75.0%
23/10/2021 05:00:00 AM	47.5	4	5	50	42.5	100.0%
23/10/2021 06:00:00 AM	40.0	3	4	50	42.5	50.0%
23/10/2021 07:00:00 AM	37.5	8	10	50	40.8	30.0%
23/10/2021 08:00:00 AM	45.0	4	5	55	47.5	40.0%
23/10/2021 09:00:00 AM	44.2	20	24	50	42.1	54.2%
23/10/2021 10:00:00 AM	40.8	52	61	60	41.0	37.7%
23/10/2021 11:00:00 AM	40.0	100	118	55	40.3	33.1%
23/10/2021 12:00:00 PM	41.7	91	107	60	40.8	42.1%
23/10/2021 01:00:00 PM	41.2	116	136	50	40.8	34.6%
23/10/2021 02:00:00 PM	39.3	132	155	60	39.4	39.4%
23/10/2021 03:00:00 PM	43.3	101	119	55	41.4	49.6%
23/10/2021 04:00:00 PM	40.5	114	134	55	40.6	39.6%
23/10/2021 05:00:00 PM	42.0	106	125	50	40.4	46.4%
23/10/2021 06:00:00 PM	43.3	122	143	55	41.4	46.2%
23/10/2021 07:00:00 PM	41.9	127	149	60	41.9	34.9%
23/10/2021 08:00:00 PM	42.6	94	110	65	41.4	42.7%
23/10/2021 09:00:00 PM	42.1	76	90	60	42.7	36.7%
23/10/2021 10:00:00 PM	42.9	42	49	60	41.8	42.9%
23/10/2021 11:00:00 PM	45.0	35	41	60	43.0	48.8%
24/10/2021 12:00:00 AM	40.8	31	36	45	39.8	36.1%
24/10/2021 01:00:00 AM	39.6	28	33	50	39.6	51.5%
24/10/2021 02:00:00 AM	50.0	9	11	55	45.0	90.9%
24/10/2021 03:00:00 AM	50.0	6	7	60	44.6	100.0%
24/10/2021 04:00:00 AM	40.0	2	2	40	37.5	50.0%
24/10/2021 05:00:00 AM	0.0	0	0	0	0.0	0.0%
24/10/2021 06:00:00 AM	35.0	1	1	35	0.0	0.0%
24/10/2021 07:00:00 AM	50.0	3	4	55	47.5	75.0%
24/10/2021 08:00:00 AM	55.0	2	2	55	45.0	100.0%
24/10/2021 09:00:00 AM	46.7	14	16	50	43.3	37.5%
24/10/2021 10:00:00 AM	42.5	28	33	50	41.1	42.4%
24/10/2021 11:00:00 AM	45.0	42	49	55	42.3	49.0%
24/10/2021 12:00:00 PM	40.8	80	94	55	40.2	41.5%
24/10/2021 01:00:00 PM	42.7	95	112	65	41.6	42.9%
24/10/2021 02:00:00 PM	41.5	117	138	50	40.4	43.5%
24/10/2021 03:00:00 PM	43.1	109	128	55	40.9	49.2%
24/10/2021 04:00:00 PM	43.6	101	119	55	41.4	52.1%
24/10/2021 05:00:00 PM	40.4	105	124	55	40.2	44.4%
24/10/2021 06:00:00 PM	43.4	94	110	55	41.3	48.2%
24/10/2021 07:00:00 PM	42.8	91	107	55	41.1	46.7%
24/10/2021 08:00:00 PM	42.3	69	81	55	41.5	37.0%
24/10/2021 09:00:00 PM	42.9	44	52	60	42.3	42.3%
24/10/2021 10:00:00 PM	41.9	48	57	55	41.0	42.1%

24/10/2021 11:00:00 PM	43.0	22	26	55	40.6	61.5%
25/10/2021 12:00:00 AM	42.5	11	13	50	41.5	38.5%
25/10/2021 01:00:00 AM	45.0	14	16	65	43.2	43.8%
25/10/2021 02:00:00 AM	45.0	6	7	70	49.2	42.9%
25/10/2021 03:00:00 AM	25.0	2	2	25	0.0	0.0%
25/10/2021 04:00:00 AM	0.0	0	0	0	0.0	0.0%
25/10/2021 05:00:00 AM	40.0	7	8	45	38.8	50.0%
25/10/2021 06:00:00 AM	40.0	3	4	45	39.2	75.0%
25/10/2021 07:00:00 AM	40.0	21	25	55	43.9	28.0%
25/10/2021 08:00:00 AM	38.8	31	37	55	41.7	32.4%
25/10/2021 09:00:00 AM	40.3	120	141	55	40.5	33.3%
25/10/2021 10:00:00 AM	40.8	121	142	50	40.4	33.8%
25/10/2021 11:00:00 AM	37.8	98	115	50	39.5	24.3%
25/10/2021 12:00:00 PM	38.8	91	107	50	40.0	29.9%
25/10/2021 01:00:00 PM	39.6	110	129	50	40.1	34.1%
25/10/2021 02:00:00 PM	38.3	128	151	55	39.6	27.2%
25/10/2021 03:00:00 PM	39.3	96	113	50	40.1	31.0%
25/10/2021 04:00:00 PM	39.6	128	150	60	39.9	38.7%
25/10/2021 05:00:00 PM	41.4	125	147	55	40.6	40.1%
25/10/2021 06:00:00 PM	39.5	149	175	50	39.0	44.6%
25/10/2021 07:00:00 PM	39.4	186	219	50	39.6	34.2%
25/10/2021 08:00:00 PM	39.7	123	145	55	39.9	38.6%
25/10/2021 09:00:00 PM	40.6	76	90	65	40.9	41.1%
25/10/2021 10:00:00 PM	43.6	58	68	60	41.3	48.5%
25/10/2021 11:00:00 PM	45.0	24	28	55	42.1	42.9%
26/10/2021 12:00:00 AM	46.7	22	26	55	42.9	46.2%
26/10/2021 01:00:00 AM	43.8	15	18	55	41.6	61.1%
26/10/2021 02:00:00 AM	46.7	8	10	50	43.3	60.0%
26/10/2021 03:00:00 AM	45.0	4	5	50	42.5	60.0%
26/10/2021 04:00:00 AM	35.0	3	4	50	47.5	25.0%
26/10/2021 05:00:00 AM	42.5	4	5	45	40.0	80.0%
26/10/2021 06:00:00 AM	45.0	5	6	50	41.3	66.7%
26/10/2021 07:00:00 AM	39.2	23	27	60	42.5	33.3%
26/10/2021 08:00:00 AM	37.9	35	41	55	40.5	24.4%
26/10/2021 09:00:00 AM	38.6	110	130	55	39.6	30.8%
26/10/2021 10:00:00 AM	39.3	122	144	50	40.1	31.9%
26/10/2021 11:00:00 AM	39.7	91	107	50	40.1	31.8%
26/10/2021 12:00:00 PM	39.5	96	113	50	39.4	38.9%
26/10/2021 01:00:00 PM	40.8	114	134	50	40.4	35.1%
26/10/2021 02:00:00 PM	39.2	135	159	50	39.4	35.2%
26/10/2021 03:00:00 PM	40.6	118	139	55	41.0	35.3%
26/10/2021 04:00:00 PM	38.8	128	151	60	39.4	33.1%
26/10/2021 05:00:00 PM	39.5	160	188	60	40.2	35.1%
26/10/2021 06:00:00 PM	40.2	155	182	50	39.8	39.0%
26/10/2021 07:00:00 PM	39.7	189	222	55	39.7	35.6%
26/10/2021 08:00:00 PM	39.2	128	151	55	39.6	35.1%
26/10/2021 09:00:00 PM	40.0	66	78	55	40.0	41.0%
26/10/2021 10:00:00 PM	46.2	56	66	60	43.1	53.0%
26/10/2021 11:00:00 PM	40.0	31	37	50	41.5	27.0%
27/10/2021 12:00:00 AM	43.6	37	44	75	43.2	52.3%

27/10/2021 01:00:00 AM	44.2	28	33	60	41.5	60.6%
27/10/2021 02:00:00 AM	45.0	7	8	50	42.5	50.0%
27/10/2021 03:00:00 AM	45.0	5	6	60	50.0	33.3%
27/10/2021 04:00:00 AM	50.0	1	1	50	47.5	100.0%
27/10/2021 05:00:00 AM	45.0	6	7	60	43.8	57.1%
27/10/2021 06:00:00 AM	47.5	7	8	50	42.5	50.0%
27/10/2021 07:00:00 AM	35.0	16	19	55	44.2	15.8%
27/10/2021 08:00:00 AM	40.0	40	47	50	40.2	31.9%
27/10/2021 09:00:00 AM	40.6	116	136	60	40.6	34.6%
27/10/2021 10:00:00 AM	39.7	126	148	55	40.4	33.8%
27/10/2021 11:00:00 AM	38.6	113	133	60	39.6	30.8%
27/10/2021 12:00:00 PM	38.6	108	127	50	39.8	27.6%
27/10/2021 01:00:00 PM	39.2	122	144	55	40.4	32.6%
27/10/2021 02:00:00 PM	39.5	105	123	55	40.5	30.1%
27/10/2021 03:00:00 PM	39.6	111	131	55	39.4	42.0%
27/10/2021 04:00:00 PM	38.6	128	150	60	39.0	34.0%
27/10/2021 05:00:00 PM	41.4	130	153	55	40.2	43.1%
27/10/2021 06:00:00 PM	38.8	159	187	60	39.1	36.4%
27/10/2021 07:00:00 PM	40.5	184	216	60	40.0	48.1%
27/10/2021 08:00:00 PM	39.3	152	179	55	40.4	29.6%
27/10/2021 09:00:00 PM	40.6	76	90	55	41.3	35.6%
27/10/2021 10:00:00 PM	43.9	60	70	55	41.4	47.1%
27/10/2021 11:00:00 PM	43.5	42	50	55	41.5	52.0%
28/10/2021 12:00:00 AM	40.7	39	46	50	39.9	41.3%
28/10/2021 01:00:00 AM	46.2	22	26	55	42.8	57.7%
28/10/2021 02:00:00 AM	50.0	7	8	55	42.5	75.0%
28/10/2021 03:00:00 AM	51.7	10	12	55	46.7	50.0%
28/10/2021 04:00:00 AM	60.0	2	2	60	57.5	50.0%
28/10/2021 05:00:00 AM	42.5	5	6	45	40.0	66.7%
28/10/2021 06:00:00 AM	45.0	7	8	50	42.5	62.5%
28/10/2021 07:00:00 AM	37.5	20	23	50	39.5	21.7%
28/10/2021 08:00:00 AM	38.0	34	40	50	40.3	22.5%
28/10/2021 09:00:00 AM	41.4	104	122	55	41.0	38.5%
28/10/2021 10:00:00 AM	41.4	122	144	55	41.1	36.8%
28/10/2021 11:00:00 AM	37.8	102	120	50	39.9	22.5%
28/10/2021 12:00:00 PM	41.9	96	113	60	41.0	42.5%
28/10/2021 01:00:00 PM	39.2	109	128	50	39.9	31.3%
28/10/2021 02:00:00 PM	39.3	124	146	50	39.9	30.8%
28/10/2021 03:00:00 PM	40.9	116	137	65	41.0	38.0%
28/10/2021 04:00:00 PM	41.0	132	155	60	40.7	38.1%
28/10/2021 05:00:00 PM	41.6	140	165	60	40.8	40.6%
28/10/2021 06:00:00 PM	39.5	165	194	50	39.4	37.1%
28/10/2021 07:00:00 PM	39.5	183	215	55	39.8	35.3%
28/10/2021 08:00:00 PM	39.9	140	165	55	39.8	40.0%
28/10/2021 09:00:00 PM	41.9	110	129	60	41.0	41.1%
28/10/2021 10:00:00 PM	41.9	54	64	55	40.7	46.9%
28/10/2021 11:00:00 PM	41.9	53	62	60	40.9	46.8%
29/10/2021 12:00:00 AM	43.0	38	45	60	41.8	46.7%
29/10/2021 01:00:00 AM	47.9	29	34	75	44.1	64.7%
29/10/2021 02:00:00 AM	50.0	12	14	60	44.5	71.4%

29/10/2021 03:00:00 AM	50.0	5	6	55	43.3	100.0%
29/10/2021 04:00:00 AM	17.5	3	4	20	0.0	0.0%
29/10/2021 05:00:00 AM	37.5	12	14	45	39.2	21.4%
29/10/2021 06:00:00 AM	40.0	4	5	45	40.0	40.0%
29/10/2021 07:00:00 AM	19.4	116	137	50	43.2	5.1%
29/10/2021 08:00:00 AM	33.3	54	63	65	45.0	9.5%
29/10/2021 09:00:00 AM	40.5	92	108	55	41.1	32.4%
29/10/2021 10:00:00 AM	39.0	102	120	55	40.3	28.3%
29/10/2021 11:00:00 AM	37.3	85	100	55	40.4	21.0%
29/10/2021 12:00:00 PM	37.6	83	98	50	38.9	25.5%
29/10/2021 01:00:00 PM	39.6	104	122	55	40.4	32.0%
29/10/2021 02:00:00 PM	39.7	126	148	60	40.6	36.5%
29/10/2021 03:00:00 PM	40.0	101	119	55	40.4	35.3%
29/10/2021 04:00:00 PM	39.1	137	161	55	39.6	34.2%
29/10/2021 05:00:00 PM	41.8	113	133	55	40.6	44.4%
29/10/2021 06:00:00 PM	41.2	171	201	70	40.5	41.8%
29/10/2021 07:00:00 PM	39.0	169	199	55	39.4	34.2%
29/10/2021 08:00:00 PM	38.6	134	158	55	39.4	32.9%
29/10/2021 09:00:00 PM	41.7	94	110	55	41.9	30.0%
29/10/2021 10:00:00 PM	39.6	60	71	60	40.6	33.8%
29/10/2021 11:00:00 PM	41.7	30	35	55	40.9	45.7%
30/10/2021 12:00:00 AM	43.8	26	30	60	45.3	30.0%
30/10/2021 01:00:00 AM	41.7	37	44	55	41.1	47.7%
30/10/2021 02:00:00 AM	46.2	28	33	65	43.4	66.7%
30/10/2021 03:00:00 AM	43.3	7	8	45	40.5	62.5%
30/10/2021 04:00:00 AM	45.0	6	7	55	44.5	71.4%
30/10/2021 05:00:00 AM	40.0	3	4	55	45.0	50.0%
30/10/2021 06:00:00 AM	40.0	3	4	55	45.0	50.0%
30/10/2021 07:00:00 AM	40.0	6	7	50	40.0	57.1%
30/10/2021 08:00:00 AM	45.0	6	7	55	47.5	28.6%
30/10/2021 09:00:00 AM	17.1	184	217	50	40.0	3.7%
30/10/2021 10:00:00 AM	26.4	168	198	50	41.8	7.1%
30/10/2021 11:00:00 AM	41.2	77	91	50	40.5	40.7%
30/10/2021 12:00:00 PM	40.8	91	107	55	40.8	37.4%
30/10/2021 01:00:00 PM	39.6	104	122	55	39.3	42.6%
30/10/2021 02:00:00 PM	42.2	112	132	60	40.9	46.2%
30/10/2021 03:00:00 PM	42.0	110	130	65	40.5	49.2%
30/10/2021 04:00:00 PM	43.5	95	112	60	41.7	43.8%
30/10/2021 05:00:00 PM	42.1	128	151	60	41.2	44.4%
30/10/2021 06:00:00 PM	39.6	126	148	55	40.0	37.2%
30/10/2021 07:00:00 PM	40.7	124	146	50	40.3	41.1%
30/10/2021 08:00:00 PM	41.1	103	121	55	40.7	41.3%
30/10/2021 09:00:00 PM	43.4	76	90	65	41.3	57.8%
30/10/2021 10:00:00 PM	42.5	47	55	55	41.3	45.5%
30/10/2021 11:00:00 PM	42.5	31	37	55	41.6	43.2%
31/10/2021 12:00:00 AM	40.0	27	32	65	42.5	34.4%
31/10/2021 01:00:00 AM	46.0	35	41	65	43.2	56.1%
31/10/2021 02:00:00 AM	47.5	14	16	55	46.3	25.0%
31/10/2021 03:00:00 AM	53.3	13	15	60	46.7	80.0%
31/10/2021 04:00:00 AM	50.0	8	9	65	48.8	44.4%

31/10/2021 05:00:00 AM	47.5	7	8	50	42.5	62.5%
31/10/2021 06:00:00 AM	40.0	3	3	40	37.5	66.7%
31/10/2021 07:00:00 AM	50.0	2	2	50	47.5	50.0%
31/10/2021 08:00:00 AM	50.0	4	5	55	47.5	60.0%
31/10/2021 09:00:00 AM	19.2	65	76	60	46.5	6.6%
31/10/2021 10:00:00 AM	19.3	620	729	40	37.5	0.1%
31/10/2021 11:00:00 AM	19.7	537	632	55	41.7	0.9%
31/10/2021 12:00:00 PM	23.9	449	528	45	40.6	1.5%
31/10/2021 01:00:00 PM	43.2	76	90	55	40.8	56.7%
31/10/2021 02:00:00 PM	42.6	105	124	50	41.0	45.2%
31/10/2021 03:00:00 PM	42.2	112	132	55	41.9	33.3%
31/10/2021 04:00:00 PM	39.8	115	135	55	40.6	32.6%
31/10/2021 05:00:00 PM	41.9	119	140	60	41.3	40.7%
31/10/2021 06:00:00 PM	41.0	99	116	55	39.9	46.6%
31/10/2021 07:00:00 PM	40.8	126	148	55	40.9	39.2%
31/10/2021 08:00:00 PM	40.8	94	111	60	40.7	41.4%
31/10/2021 09:00:00 PM	39.1	75	88	55	40.9	25.0%
31/10/2021 10:00:00 PM	41.7	54	64	50	40.9	39.1%
31/10/2021 11:00:00 PM	41.4	59	69	55	41.5	29.0%
01/11/2021 12:00:00 AM	48.0	28	33	65	44.4	54.5%
01/11/2021 01:00:00 AM	43.8	19	22	55	41.6	50.0%
01/11/2021 02:00:00 AM	45.0	10	12	50	42.5	75.0%
01/11/2021 03:00:00 AM	50.0	3	3	50	42.5	100.0%
01/11/2021 04:00:00 AM	30.0	1	1	30	0.0	0.0%
01/11/2021 05:00:00 AM	38.3	4	5	40	37.5	60.0%
01/11/2021 06:00:00 AM	40.0	7	8	45	38.8	50.0%
01/11/2021 07:00:00 AM	40.0	8	9	45	38.5	55.6%
01/11/2021 08:00:00 AM	42.5	18	21	55	43.2	33.3%
01/11/2021 09:00:00 AM	39.2	38	45	50	40.8	26.7%
01/11/2021 10:00:00 AM	39.4	131	154	50	40.3	29.2%
01/11/2021 11:00:00 AM	38.6	175	206	50	39.8	26.2%
01/11/2021 12:00:00 PM	39.0	102	120	55	40.2	29.2%
01/11/2021 01:00:00 PM	41.2	88	104	55	41.1	36.5%
01/11/2021 02:00:00 PM	41.2	102	120	60	40.9	35.8%
01/11/2021 03:00:00 PM	38.7	139	164	65	40.3	26.8%
01/11/2021 04:00:00 PM	38.6	132	155	65	39.6	30.3%
01/11/2021 05:00:00 PM	39.1	167	197	55	39.7	33.5%
01/11/2021 06:00:00 PM	40.7	167	197	55	40.7	36.0%
01/11/2021 07:00:00 PM	38.8	182	214	60	39.7	31.8%
01/11/2021 08:00:00 PM	37.9	206	242	50	39.7	23.6%
01/11/2021 09:00:00 PM	39.3	148	174	65	40.6	28.2%
01/11/2021 10:00:00 PM	39.5	94	111	55	40.2	38.7%
01/11/2021 11:00:00 PM	40.0	43	51	55	39.8	58.8%
02/11/2021 12:00:00 AM	38.8	39	46	55	42.5	21.7%
02/11/2021 01:00:00 AM	45.0	26	31	50	42.0	64.5%
02/11/2021 02:00:00 AM	45.0	13	15	55	42.5	66.7%
02/11/2021 03:00:00 AM	37.5	6	7	40	37.5	28.6%
02/11/2021 04:00:00 AM	25.0	1	1	25	0.0	0.0%
02/11/2021 05:00:00 AM	35.0	2	2	35	0.0	0.0%
02/11/2021 06:00:00 AM	38.3	3	4	40	37.5	75.0%

02/11/2021 07:00:00 AM	47.5	10	12	55	45.5	41.7%
02/11/2021 08:00:00 AM	43.3	20	23	60	45.8	26.1%
02/11/2021 09:00:00 AM	41.0	34	40	60	41.2	37.5%
02/11/2021 10:00:00 AM	38.8	139	163	50	39.2	31.3%
02/11/2021 11:00:00 AM	39.7	167	196	50	40.1	30.1%
02/11/2021 12:00:00 PM	38.3	113	133	50	39.6	27.1%
02/11/2021 01:00:00 PM	39.1	110	129	60	40.5	29.5%
02/11/2021 02:00:00 PM	38.4	112	132	55	39.7	29.5%
02/11/2021 03:00:00 PM	39.5	137	161	50	39.6	39.1%
02/11/2021 04:00:00 PM	38.9	151	178	60	40.0	29.2%
02/11/2021 05:00:00 PM	41.4	141	166	50	40.3	42.2%
02/11/2021 06:00:00 PM	39.1	165	194	55	39.5	33.0%
02/11/2021 07:00:00 PM	37.9	194	228	55	39.0	26.8%
02/11/2021 08:00:00 PM	37.1	206	242	55	39.9	19.8%
02/11/2021 09:00:00 PM	38.2	174	205	55	39.5	27.8%
02/11/2021 10:00:00 PM	39.0	106	125	50	39.4	32.0%
02/11/2021 11:00:00 PM	41.9	59	69	60	41.3	42.0%
03/11/2021 12:00:00 AM	42.2	49	58	70	42.1	41.4%
03/11/2021 01:00:00 AM	43.5	39	46	55	41.7	52.2%
03/11/2021 02:00:00 AM	45.0	16	19	55	42.5	52.6%
03/11/2021 03:00:00 AM	45.0	4	5	50	42.5	80.0%
03/11/2021 04:00:00 AM	40.0	1	1	40	37.5	100.0%
03/11/2021 05:00:00 AM	35.0	3	3	35	0.0	0.0%
03/11/2021 06:00:00 AM	37.5	3	4	40	37.5	50.0%
03/11/2021 07:00:00 AM	38.3	8	10	45	38.8	40.0%
03/11/2021 08:00:00 AM	36.7	20	23	45	38.8	17.4%
03/11/2021 09:00:00 AM	41.0	42	50	60	42.5	30.0%
03/11/2021 10:00:00 AM	39.8	143	168	55	40.9	29.8%
03/11/2021 11:00:00 AM	39.3	176	207	55	40.0	30.4%
03/11/2021 12:00:00 PM	38.6	134	158	50	40.1	25.3%
03/11/2021 01:00:00 PM	38.2	87	102	50	39.6	25.5%
03/11/2021 02:00:00 PM	38.1	105	124	50	39.3	27.4%
03/11/2021 03:00:00 PM	39.1	125	147	55	40.3	32.7%
03/11/2021 04:00:00 PM	38.2	126	148	50	39.7	25.7%
03/11/2021 05:00:00 PM	38.1	148	174	50	39.3	27.6%
03/11/2021 06:00:00 PM	37.6	164	193	50	39.2	24.4%
03/11/2021 07:00:00 PM	36.8	179	211	60	38.8	21.3%
03/11/2021 08:00:00 PM	36.8	201	237	60	39.1	20.7%
03/11/2021 09:00:00 PM	38.3	168	198	50	39.0	29.3%
03/11/2021 10:00:00 PM	39.4	90	106	50	40.2	29.2%
03/11/2021 11:00:00 PM	42.7	43	51	55	41.4	45.1%
04/11/2021 12:00:00 AM	42.5	39	46	60	43.2	32.6%
04/11/2021 01:00:00 AM	43.1	47	55	55	41.3	45.5%
04/11/2021 02:00:00 AM	45.0	22	26	60	46.0	38.5%
04/11/2021 03:00:00 AM	37.5	3	4	40	37.5	50.0%
04/11/2021 04:00:00 AM	30.0	1	1	30	0.0	0.0%
04/11/2021 05:00:00 AM	40.0	4	5	45	40.0	40.0%
04/11/2021 06:00:00 AM	45.0	4	5	55	42.5	100.0%
04/11/2021 07:00:00 AM	40.0	3	4	50	40.0	100.0%
04/11/2021 08:00:00 AM	40.0	21	25	55	41.9	32.0%

04/11/2021 09:00:00 AM	37.5	33	39	55	41.9	20.5%
04/11/2021 10:00:00 AM	38.3	131	154	60	40.5	27.3%
04/11/2021 11:00:00 AM	38.4	162	191	50	39.1	29.3%
04/11/2021 12:00:00 PM	39.6	110	129	55	40.4	33.3%
04/11/2021 01:00:00 PM	38.2	82	97	55	39.6	29.9%
04/11/2021 02:00:00 PM	39.1	119	140	55	40.4	27.9%
04/11/2021 03:00:00 PM	37.5	121	142	50	39.4	22.5%
04/11/2021 04:00:00 PM	38.6	121	142	50	40.0	25.4%
04/11/2021 05:00:00 PM	38.3	138	162	55	39.1	30.9%
04/11/2021 06:00:00 PM	39.3	173	204	50	39.8	33.3%
04/11/2021 07:00:00 PM	37.7	188	221	55	39.6	23.5%
04/11/2021 08:00:00 PM	38.1	185	218	50	39.4	26.1%
04/11/2021 09:00:00 PM	39.0	165	194	55	39.7	32.0%
04/11/2021 10:00:00 PM	39.5	88	104	55	40.2	31.7%
04/11/2021 11:00:00 PM	41.3	65	77	50	40.3	39.0%
05/11/2021 12:00:00 AM	39.0	52	61	60	40.4	27.9%
05/11/2021 01:00:00 AM	42.5	31	37	60	41.9	48.6%
05/11/2021 02:00:00 AM	39.1	28	33	55	39.6	42.4%
05/11/2021 03:00:00 AM	42.5	14	17	50	42.5	35.3%
05/11/2021 04:00:00 AM	35.0	3	3	35	0.0	0.0%
05/11/2021 05:00:00 AM	50.0	3	3	50	42.5	66.7%
05/11/2021 06:00:00 AM	42.5	4	5	45	40.0	80.0%
05/11/2021 07:00:00 AM	40.0	7	8	45	38.8	50.0%
05/11/2021 08:00:00 AM	42.5	14	17	55	42.5	47.1%
05/11/2021 09:00:00 AM	40.0	22	26	60	45.4	26.9%
05/11/2021 10:00:00 AM	39.2	120	141	55	40.0	34.0%
05/11/2021 11:00:00 AM	39.8	166	195	55	39.6	37.4%
05/11/2021 12:00:00 PM	41.5	116	137	60	42.0	33.6%
05/11/2021 01:00:00 PM	37.5	122	143	60	40.8	21.0%
05/11/2021 02:00:00 PM	39.8	121	142	60	40.8	29.6%
05/11/2021 03:00:00 PM	40.2	135	159	50	40.2	31.4%
05/11/2021 04:00:00 PM	39.0	133	157	50	39.8	27.4%
05/11/2021 05:00:00 PM	39.5	131	154	60	41.5	27.9%
05/11/2021 06:00:00 PM	40.0	160	188	55	40.0	38.8%
05/11/2021 07:00:00 PM	40.5	179	211	50	40.2	36.5%
05/11/2021 08:00:00 PM	37.6	178	210	50	39.0	24.3%
05/11/2021 09:00:00 PM	38.8	152	179	55	40.2	26.8%
05/11/2021 10:00:00 PM	40.5	83	98	50	39.8	46.9%
05/11/2021 11:00:00 PM	43.1	52	61	65	42.7	39.3%
06/11/2021 12:00:00 AM	43.0	36	42	55	41.9	42.9%
06/11/2021 01:00:00 AM	43.8	43	51	55	43.4	31.4%
06/11/2021 02:00:00 AM	42.5	31	37	60	42.9	35.1%
06/11/2021 03:00:00 AM	46.2	17	20	50	42.5	55.0%
06/11/2021 04:00:00 AM	45.0	7	8	50	41.3	50.0%
06/11/2021 05:00:00 AM	40.0	6	7	50	42.5	28.6%
06/11/2021 06:00:00 AM	35.0	3	4	45	42.5	25.0%
06/11/2021 07:00:00 AM	40.0	3	3	40	37.5	66.7%
06/11/2021 08:00:00 AM	45.0	4	5	50	42.5	60.0%
06/11/2021 09:00:00 AM	60.0	3	3	60	55.0	66.7%
06/11/2021 10:00:00 AM	43.8	26	31	55	41.3	54.8%

06/11/2021 11:00:00 AM	38.3	45	53	50	39.6	26.4%
06/11/2021 12:00:00 PM	39.8	78	92	55	40.1	35.9%
06/11/2021 01:00:00 PM	40.3	105	123	55	39.9	41.5%
06/11/2021 02:00:00 PM	40.3	132	155	55	40.1	38.1%
06/11/2021 03:00:00 PM	38.8	135	159	50	39.1	35.2%
06/11/2021 04:00:00 PM	40.8	110	130	55	40.9	38.5%
06/11/2021 05:00:00 PM	38.7	121	142	50	39.0	33.1%
06/11/2021 06:00:00 PM	40.8	122	143	55	40.7	37.1%
06/11/2021 07:00:00 PM	39.8	134	158	55	40.0	35.4%
06/11/2021 08:00:00 PM	38.7	130	153	50	38.8	34.0%
06/11/2021 09:00:00 PM	39.6	91	107	55	39.8	38.3%
06/11/2021 10:00:00 PM	40.5	89	105	55	40.6	38.1%
06/11/2021 11:00:00 PM	40.0	102	120	55	40.1	40.8%
07/11/2021 12:00:00 AM	42.5	57	67	55	42.5	32.8%
07/11/2021 01:00:00 AM	40.6	63	74	55	41.2	31.1%
07/11/2021 02:00:00 AM	46.7	25	29	65	43.9	48.3%
07/11/2021 03:00:00 AM	47.5	25	29	55	44.2	51.7%
07/11/2021 04:00:00 AM	42.5	8	10	60	43.5	50.0%
07/11/2021 05:00:00 AM	50.0	8	9	55	42.5	66.7%
07/11/2021 06:00:00 AM	40.0	5	6	50	40.8	50.0%
07/11/2021 07:00:00 AM	40.0	1	1	40	37.5	100.0%
07/11/2021 08:00:00 AM	40.0	5	6	50	42.5	33.3%
07/11/2021 09:00:00 AM	35.0	3	3	35	0.0	0.0%
07/11/2021 10:00:00 AM	38.6	10	12	40	37.5	58.3%
07/11/2021 11:00:00 AM	45.0	23	27	65	43.9	51.9%
07/11/2021 12:00:00 PM	39.6	48	57	50	40.1	36.8%
07/11/2021 01:00:00 PM	40.0	85	100	55	39.8	41.0%
07/11/2021 02:00:00 PM	39.1	122	144	50	39.5	31.9%
07/11/2021 03:00:00 PM	42.4	122	143	55	41.5	37.1%
07/11/2021 04:00:00 PM	40.3	120	141	55	39.8	41.1%
07/11/2021 05:00:00 PM	39.7	116	137	70	40.7	38.0%
07/11/2021 06:00:00 PM	40.3	113	133	55	40.0	40.6%
07/11/2021 07:00:00 PM	39.4	116	136	50	39.3	35.3%
07/11/2021 08:00:00 PM	39.7	66	78	50	40.5	34.6%
07/11/2021 09:00:00 PM	40.6	74	87	55	40.8	36.8%
07/11/2021 10:00:00 PM	42.1	57	67	70	43.2	34.3%
07/11/2021 11:00:00 PM	40.0	42	49	50	40.5	30.6%
08/11/2021 12:00:00 AM	42.0	37	44	55	40.8	52.3%
08/11/2021 01:00:00 AM	41.7	24	28	45	40.2	39.3%
08/11/2021 02:00:00 AM	51.7	9	11	55	45.4	63.6%
08/11/2021 03:00:00 AM	50.0	4	5	55	45.8	60.0%
08/11/2021 04:00:00 AM	25.0	1	1	25	0.0	0.0%
08/11/2021 05:00:00 AM	0.0	0	0	0	0.0	0.0%
08/11/2021 06:00:00 AM	45.0	5	6	50	42.5	66.7%
08/11/2021 07:00:00 AM	40.0	5	6	45	39.2	50.0%
08/11/2021 08:00:00 AM	45.0	20	23	60	45.0	34.8%
08/11/2021 09:00:00 AM	40.0	37	43	50	40.2	34.9%
08/11/2021 10:00:00 AM	38.7	144	170	55	39.9	30.6%
08/11/2021 11:00:00 AM	38.9	190	223	55	39.9	29.1%
08/11/2021 12:00:00 PM	39.6	104	122	65	40.3	33.6%

08/11/2021 01:00:00 PM	38.5	95	112	60	40.8	25.9%
08/11/2021 02:00:00 PM	40.0	102	120	55	40.5	34.2%
08/11/2021 03:00:00 PM	38.7	100	118	50	39.7	27.1%
08/11/2021 04:00:00 PM	38.5	122	143	50	39.7	25.9%
08/11/2021 05:00:00 PM	40.6	122	143	55	40.1	39.9%
08/11/2021 06:00:00 PM	39.7	162	190	70	40.0	36.8%
08/11/2021 07:00:00 PM	38.2	180	212	45	38.8	28.3%
08/11/2021 08:00:00 PM	37.6	207	243	50	38.8	24.7%
08/11/2021 09:00:00 PM	38.2	167	197	55	39.6	26.9%
08/11/2021 10:00:00 PM	38.7	79	93	60	40.5	30.1%
08/11/2021 11:00:00 PM	38.5	48	57	50	40.6	28.1%
09/11/2021 12:00:00 AM	43.8	43	51	55	41.3	49.0%
09/11/2021 01:00:00 AM	45.0	26	30	50	42.1	43.3%
09/11/2021 02:00:00 AM	45.0	12	14	50	41.9	57.1%
09/11/2021 03:00:00 AM	40.0	5	6	50	42.5	33.3%
09/11/2021 04:00:00 AM	40.0	5	6	45	39.2	50.0%
09/11/2021 05:00:00 AM	30.0	3	4	40	37.5	25.0%
09/11/2021 06:00:00 AM	45.0	5	6	50	42.5	50.0%
09/11/2021 07:00:00 AM	50.0	10	12	60	44.6	58.3%
09/11/2021 08:00:00 AM	40.0	22	26	65	43.2	26.9%
09/11/2021 09:00:00 AM	39.7	38	45	60	40.1	46.7%
09/11/2021 10:00:00 AM	39.0	129	152	55	39.7	34.2%
09/11/2021 11:00:00 AM	39.4	165	194	60	40.9	27.3%
09/11/2021 12:00:00 PM	40.0	117	138	55	40.6	31.2%
09/11/2021 01:00:00 PM	39.2	105	124	65	41.1	28.2%
09/11/2021 02:00:00 PM	39.3	92	108	50	39.9	33.3%
09/11/2021 03:00:00 PM	37.8	131	154	50	39.1	26.0%
09/11/2021 04:00:00 PM	39.1	111	131	55	40.1	33.6%
09/11/2021 05:00:00 PM	39.0	130	153	50	40.0	28.8%
09/11/2021 06:00:00 PM	38.8	162	191	55	40.4	27.7%
09/11/2021 07:00:00 PM	38.9	197	232	55	39.9	31.0%
09/11/2021 08:00:00 PM	36.8	191	225	45	38.6	20.9%
09/11/2021 09:00:00 PM	38.4	166	195	55	39.7	27.2%
09/11/2021 10:00:00 PM	38.9	89	105	55	40.2	28.6%
09/11/2021 11:00:00 PM	41.4	71	84	60	42.5	34.5%
10/11/2021 12:00:00 AM	40.7	46	54	50	40.7	31.5%
10/11/2021 01:00:00 AM	43.3	31	36	55	42.9	33.3%
10/11/2021 02:00:00 AM	50.0	12	14	55	46.7	42.9%
10/11/2021 03:00:00 AM	50.0	9	11	55	46.7	54.5%
10/11/2021 04:00:00 AM	37.5	4	5	40	37.5	40.0%
10/11/2021 05:00:00 AM	45.0	1	1	45	42.5	100.0%
10/11/2021 06:00:00 AM	40.0	3	4	45	39.2	75.0%
10/11/2021 07:00:00 AM	43.3	9	11	60	43.3	54.5%
10/11/2021 08:00:00 AM	38.3	18	21	50	40.5	23.8%
10/11/2021 09:00:00 AM	42.1	39	46	50	41.3	37.0%
10/11/2021 10:00:00 AM	39.2	127	149	55	40.2	28.2%
10/11/2021 11:00:00 AM	38.4	176	207	55	39.5	30.4%
10/11/2021 12:00:00 PM	39.3	122	144	50	40.2	33.3%
10/11/2021 01:00:00 PM	37.2	112	132	50	39.8	21.2%
10/11/2021 02:00:00 PM	40.5	107	126	55	41.1	33.3%

10/11/2021 03:00:00 PM	39.8	97	114	55	40.3	31.6%
10/11/2021 04:00:00 PM	39.2	113	133	50	39.4	33.8%
10/11/2021 05:00:00 PM	39.2	135	159	50	39.4	32.7%
10/11/2021 06:00:00 PM	39.5	178	210	50	40.2	32.9%
10/11/2021 07:00:00 PM	38.6	195	229	50	39.3	30.6%
10/11/2021 08:00:00 PM	37.3	205	241	50	39.3	22.4%
10/11/2021 09:00:00 PM	39.1	144	169	50	39.4	31.4%
10/11/2021 10:00:00 PM	43.1	88	103	50	41.7	37.9%
10/11/2021 11:00:00 PM	39.4	52	61	55	39.8	39.3%
11/11/2021 12:00:00 AM	41.2	48	57	55	42.3	35.1%
11/11/2021 01:00:00 AM	47.5	37	44	55	43.1	59.1%
11/11/2021 02:00:00 AM	47.0	24	28	60	43.9	50.0%
11/11/2021 03:00:00 AM	40.0	7	8	50	40.8	37.5%
11/11/2021 04:00:00 AM	45.0	3	3	45	42.5	33.3%
11/11/2021 05:00:00 AM	30.0	1	1	30	0.0	0.0%
11/11/2021 06:00:00 AM	45.0	5	6	50	42.5	50.0%
11/11/2021 07:00:00 AM	51.7	13	15	55	47.5	40.0%
11/11/2021 08:00:00 AM	39.0	27	32	60	42.5	28.1%
11/11/2021 09:00:00 AM	38.1	40	47	45	39.2	25.5%
11/11/2021 10:00:00 AM	37.2	142	167	50	39.2	21.6%
11/11/2021 11:00:00 AM	39.5	174	205	50	39.6	35.1%
11/11/2021 12:00:00 PM	38.0	116	136	50	39.5	24.3%
11/11/2021 01:00:00 PM	38.1	102	120	50	40.2	23.3%
11/11/2021 02:00:00 PM	40.4	94	110	50	39.9	40.0%
11/11/2021 03:00:00 PM	39.2	120	141	50	40.6	26.2%
11/11/2021 04:00:00 PM	39.5	132	155	60	40.3	31.0%
11/11/2021 05:00:00 PM	39.1	133	156	55	40.1	33.3%
11/11/2021 06:00:00 PM	39.4	155	182	50	39.8	31.3%
11/11/2021 07:00:00 PM	36.7	200	235	50	39.3	19.6%
11/11/2021 08:00:00 PM	36.1	197	232	50	38.8	18.1%
11/11/2021 09:00:00 PM	37.9	179	211	50	38.9	27.5%
11/11/2021 10:00:00 PM	38.6	101	119	50	39.7	28.6%
11/11/2021 11:00:00 PM	43.6	55	65	55	41.6	44.6%
12/11/2021 12:00:00 AM	38.8	46	54	55	40.4	31.5%
12/11/2021 01:00:00 AM	44.3	32	38	50	40.9	65.8%
12/11/2021 02:00:00 AM	45.0	23	27	50	41.6	63.0%
12/11/2021 03:00:00 AM	55.0	7	8	60	50.0	75.0%
12/11/2021 04:00:00 AM	45.0	8	9	50	41.3	44.4%
12/11/2021 05:00:00 AM	35.0	5	6	45	42.5	16.7%
12/11/2021 06:00:00 AM	38.3	5	6	40	37.5	50.0%
12/11/2021 07:00:00 AM	40.0	5	6	60	44.2	50.0%
12/11/2021 08:00:00 AM	42.5	14	17	50	41.8	41.2%
12/11/2021 09:00:00 AM	43.8	34	40	60	42.2	42.5%
12/11/2021 10:00:00 AM	39.6	114	134	55	40.3	33.6%
12/11/2021 11:00:00 AM	38.7	161	189	60	39.6	31.7%
12/11/2021 12:00:00 PM	38.4	110	129	60	40.6	26.4%
12/11/2021 01:00:00 PM	38.3	108	127	55	40.4	27.6%
12/11/2021 02:00:00 PM	39.8	114	134	60	40.5	31.3%
12/11/2021 03:00:00 PM	38.4	132	155	55	39.9	27.1%
12/11/2021 04:00:00 PM	37.4	140	165	50	39.3	23.6%

12/11/2021 05:00:00 PM	37.8	179	211	50	39.9	23.7%
12/11/2021 06:00:00 PM	39.6	204	240	55	39.7	35.0%
12/11/2021 07:00:00 PM	38.4	189	222	55	39.4	27.9%
12/11/2021 08:00:00 PM	37.7	206	242	50	39.2	25.2%
12/11/2021 09:00:00 PM	38.4	156	184	55	40.3	24.5%
12/11/2021 10:00:00 PM	40.6	82	97	55	40.6	41.2%
12/11/2021 11:00:00 PM	39.5	55	65	55	39.9	41.5%
13/11/2021 12:00:00 AM	40.0	39	46	50	40.6	34.8%
13/11/2021 01:00:00 AM	44.0	43	51	55	41.8	45.1%
13/11/2021 02:00:00 AM	43.0	46	54	55	40.9	51.9%
13/11/2021 03:00:00 AM	42.5	25	29	55	42.0	37.9%
13/11/2021 04:00:00 AM	45.0	6	7	55	44.2	42.9%
13/11/2021 05:00:00 AM	33.8	6	7	35	0.0	0.0%
13/11/2021 06:00:00 AM	40.0	3	4	50	42.5	50.0%
13/11/2021 07:00:00 AM	45.0	3	3	45	42.5	33.3%
13/11/2021 08:00:00 AM	42.5	7	8	45	40.0	50.0%
13/11/2021 09:00:00 AM	47.5	7	8	50	42.5	50.0%
13/11/2021 10:00:00 AM	41.0	27	32	50	40.2	40.6%
13/11/2021 11:00:00 AM	41.9	44	52	55	40.6	46.2%
13/11/2021 12:00:00 PM	39.8	85	100	65	40.6	35.0%
13/11/2021 01:00:00 PM	39.0	90	106	60	39.1	40.6%
13/11/2021 02:00:00 PM	40.3	136	160	55	40.6	33.8%
13/11/2021 03:00:00 PM	41.2	135	159	50	40.1	42.1%
13/11/2021 04:00:00 PM	40.8	122	143	55	39.8	44.8%
13/11/2021 05:00:00 PM	42.2	113	133	55	41.0	42.1%
13/11/2021 06:00:00 PM	41.7	122	143	55	40.6	42.0%
13/11/2021 07:00:00 PM	42.0	130	153	60	41.5	39.9%
13/11/2021 08:00:00 PM	39.1	113	133	60	40.0	33.1%
13/11/2021 09:00:00 PM	38.7	95	112	50	40.2	27.7%
13/11/2021 10:00:00 PM	40.8	76	89	60	41.3	40.4%
13/11/2021 11:00:00 PM	40.7	43	51	60	40.8	39.2%
14/11/2021 12:00:00 AM	44.0	38	45	65	43.8	35.6%
14/11/2021 01:00:00 AM	42.2	31	37	50	40.9	43.2%
14/11/2021 02:00:00 AM	40.0	34	40	50	40.2	37.5%
14/11/2021 03:00:00 AM	44.0	18	21	50	40.3	76.2%
14/11/2021 04:00:00 AM	45.0	7	8	55	41.1	87.5%
14/11/2021 05:00:00 AM	40.0	3	3	40	37.5	33.3%
14/11/2021 06:00:00 AM	40.0	2	2	40	37.5	50.0%

Day/Time Ending	85th pctl (MPH)	85th pctl cnts	Total Cnts	Max Speed	Avg Speeder	% Speeders
22/09/2021 12:00:00 AM	39.5	1103	1298	70	40.2	33.3%
23/09/2021 12:00:00 AM	40.5	2007	2361	65	40.5	36.4%
24/09/2021 12:00:00 AM	39.9	1945	2288	70	40.3	36.5%
25/09/2021 12:00:00 AM	40.3	2082	2450	65	40.6	36.7%
26/09/2021 12:00:00 AM	42.5	1371	1613	65	41.2	46.1%
27/09/2021 12:00:00 AM	42.6	1356	1595	75	41.1	46.1%
28/09/2021 12:00:00 AM	39.0	2201	2589	65	40.5	27.8%
29/09/2021 12:00:00 AM	38.8	2234	2628	65	40.4	27.5%
30/09/2021 12:00:00 AM	39.7	1856	2184	60	40.4	34.4%
01/10/2021 12:00:00 AM	39.8	1862	2191	70	40.4	35.3%
02/10/2021 12:00:00 AM	40.3	1933	2274	65	40.3	38.3%
03/10/2021 12:00:00 AM	35.8	2399	2822	65	40.7	16.5%
04/10/2021 12:00:00 AM	41.7	1163	1368	65	40.8	43.3%
05/10/2021 12:00:00 AM	39.5	2058	2421	65	40.3	33.2%
06/10/2021 12:00:00 AM	37.3	2937	3455	60	40.1	20.6%
07/10/2021 12:00:00 AM	39.7	2051	2413	70	40.3	34.2%
08/10/2021 12:00:00 AM	39.8	2011	2366	60	40.3	35.5%
09/10/2021 12:00:00 AM	40.3	1998	2351	65	40.5	38.1%
10/10/2021 12:00:00 AM	41.7	1535	1806	65	40.8	43.5%
11/10/2021 12:00:00 AM	41.9	1215	1429	70	41.0	41.8%
12/10/2021 12:00:00 AM	39.7	1886	2219	70	40.4	33.1%
13/10/2021 12:00:00 AM	39.4	1916	2254	60	40.2	31.8%
14/10/2021 12:00:00 AM	39.7	2022	2379	65	40.4	33.4%
15/10/2021 12:00:00 AM	39.9	1983	2333	65	40.4	35.2%
16/10/2021 12:00:00 AM	40.1	2071	2437	65	40.3	36.4%
17/10/2021 12:00:00 AM	42.0	1507	1773	65	40.8	45.3%
18/10/2021 12:00:00 AM	42.3	1221	1437	70	41.3	43.3%
19/10/2021 12:00:00 AM	39.7	1874	2205	65	40.3	34.0%
20/10/2021 12:00:00 AM	39.4	2094	2464	65	40.2	31.7%
21/10/2021 12:00:00 AM	38.5	2443	2874	70	40.3	25.9%
22/10/2021 12:00:00 AM	39.5	1987	2338	75	40.2	33.6%
23/10/2021 12:00:00 AM	40.6	1896	2230	75	40.8	36.0%
24/10/2021 12:00:00 AM	42.0	1443	1698	65	41.1	41.2%
25/10/2021 12:00:00 AM	42.8	1121	1319	65	41.2	46.3%
26/10/2021 12:00:00 AM	39.7	1738	2045	70	40.2	35.7%
27/10/2021 12:00:00 AM	39.9	1837	2161	75	40.3	36.2%
28/10/2021 12:00:00 AM	39.8	1880	2212	60	40.2	36.9%
29/10/2021 12:00:00 AM	40.6	1895	2229	65	40.6	37.5%
30/10/2021 12:00:00 AM	39.6	1862	2190	75	40.6	32.2%
31/10/2021 12:00:00 AM	40.6	1703	2003	65	40.9	36.1%
01/11/2021 12:00:00 AM	36.3	2817	3314	65	41.4	17.2%
02/11/2021 12:00:00 AM	39.4	2024	2381	65	40.3	31.7%
03/11/2021 12:00:00 AM	39.2	2137	2514	70	40.0	31.5%
04/11/2021 12:00:00 AM	38.7	2066	2431	60	40.0	27.9%
05/11/2021 12:00:00 AM	38.9	2040	2400	60	40.0	29.6%
06/11/2021 12:00:00 AM	39.7	2011	2366	65	40.4	32.8%
07/11/2021 12:00:00 AM	39.9	1595	1876	60	40.3	37.0%
08/11/2021 12:00:00 AM	40.8	1294	1522	70	40.7	38.3%
09/11/2021 12:00:00 AM	39.1	1969	2317	70	40.0	30.9%

10/11/2021 12:00:00 AM	39.1	2031	2389	65	40.3	29.8%
11/11/2021 12:00:00 AM	39.3	2026	2383	60	40.2	31.2%
12/11/2021 12:00:00 AM	38.8	2101	2472	60	40.1	28.6%
13/11/2021 12:00:00 AM	39.0	2122	2497	60	40.1	30.6%
14/11/2021 12:00:00 AM	41.0	1515	1782	65	40.7	39.3%
14/11/2021 05:59:59 AM	42.2	94	111	55	40.4	50.5%

Incoming Weekly Counts
2022 Jan W & W non flashing

from Tue-Sep-21-2021-03-00-PM to Sun-Nov-14-2021-05-59-AM

	20/09/2021	to	26/09/2021							
	Monday	Tuesday	Wednesday	Thursday	Friday	Saturday	Sunday	Week	Weekend	Week Day 85%
Hour	20/09/2021	21/09/2021	22/09/2021	23/09/2021	24/09/2021	25/09/2021	26/09/2021	Day Avg	Avg	Avg Speed
0 - 1	*	*	29	17	16	29	38	20.67	33.5	46
1 - 2	*	*	11	7	12	22	21	10	21.5	48.33
2 - 3	*	*	1	7	4	11	22	4	16.5	40
3 - 4	*	*	7	2	5	5	7	4.67	6	45.83
4 - 5	*	*	5	7	4	1	5	5.33	3	41.67
5 - 6	*	*	7	8	9	6	5	8	5.5	42.77
6 - 7	*	*	25	25	21	4	7	23.67	5.5	42.6
7 - 8	*	*	35	39	19	11	21	31	16	42.27
8 - 9	*	*	160	148	130	32	40	146	36	40.37
9 - 10	*	*	165	183	193	62	91	180.33	76.5	39.03
10 - 11	*	*	143	135	126	89	88	134.67	88.5	39.27
11 - 12	*	*	92	95	128	125	104	105	114.5	40.4
12 - 13	*	*	118	111	124	131	111	117.67	121	40.5
13 - 14	*	*	128	138	134	148	137	133.33	142.5	39.7
14 - 15	*	*	170	147	163	124	140	160	132	40.2
15 - 16	*	128	155	119	178	122	113	145	117.5	40.3
16 - 17	*	191	166	180	248	129	111	196.25	120	39.1
17 - 18	*	217	200	210	200	125	109	206.75	117	40.6
18 - 19	*	246	250	242	242	131	128	245	129.5	39.95
19 - 20	*	197	183	176	164	120	99	180	109.5	40.72
20 - 21	*	132	137	120	119	77	83	127	80	39.4
21 - 22	*	63	92	75	94	30	64	81	47	40.45
22 - 23	*	70	49	56	59	46	30	58.5	38	40.08
23 - 24	*	54	33	41	58	33	21	46.5	27	41.68
Totals	0	1298	2361	2288	2450	1613	1595			
% of Total	0%	11.18%	20.34%	19.72%	21.11%	13.9%	13.74%			

Incoming Weekly Counts
2022 Jan W & W non flashing

from Tue-Sep-21-2021-03-00-PM to Sun-Nov-14-2021-05-59-AM

	27/09/2021	to	03/10/2021							
	Monday	Tuesday	Wednesday	Thursday	Friday	Saturday	Sunday	Week	Weekend	Week Day 85%
Hour	27/09/2021	28/09/2021	29/09/2021	30/09/2021	01/10/2021	02/10/2021	03/10/2021	Day Avg	Avg	Avg Speed
0 - 1	13	14	20	26	32	41	27	21	34	45.68
1 - 2	4	9	8	14	21	17	14	11.2	15.5	46
2 - 3	3	3	0	1	7	7	23	2.8	15	52.08
3 - 4	0	4	4	3	4	3	3	3	3	38.75
4 - 5	6	6	4	8	7	4	3	6.2	3.5	42.5
5 - 6	10	9	8	7	6	3	0	8	1.5	42.66
6 - 7	25	26	24	47	21	3	3	28.6	3	41.58
7 - 8	142	35	34	43	32	10	5	57.2	7.5	36.72
8 - 9	477	149	141	128	123	22	19	203.6	20.5	34.98
9 - 10	256	186	200	181	181	56	37	200.8	46.5	38.52
10 - 11	102	142	123	120	133	87	42	124	64.5	39.5
11 - 12	88	105	114	105	119	160	74	106.2	117	39.12
12 - 13	97	98	99	87	104	176	126	97	151	40.1
13 - 14	95	175	130	132	133	284	152	133	218	39.28
14 - 15	121	103	111	122	159	517	141	123.2	329	39.6
15 - 16	133	132	135	122	122	422	110	128.8	266	40.2
16 - 17	173	176	173	173	192	366	121	177.4	243.5	40.46
17 - 18	185	190	192	196	200	196	122	192.6	159	40.9
18 - 19	210	210	226	213	206	145	97	213	121	39.82
19 - 20	197	178	175	175	180	112	78	181	95	40.04
20 - 21	123	480	105	115	133	86	73	191.2	79.5	35.06
21 - 22	60	116	64	66	67	46	45	74.6	45.5	41.24
22 - 23	39	40	52	63	46	30	34	48	32	42.02
23 - 24	30	42	42	44	46	29	19	40.8	24	41.78
Totals	2589	2628	2184	2191	2274	2822	1368			
% of Total	16.12%	16.37%	13.6%	13.65%	14.16%	17.58%	8.52%			

Incoming Weekly Counts
2022 Jan W & W non flashing

from Tue-Sep-21-2021-03-00-PM to Sun-Nov-14-2021-05-59-AM

	04/10/2021	to	10/10/2021							
	Monday	Tuesday	Wednesday	Thursday	Friday	Saturday	Sunday	Week	Weekend	Week Day 85%
Hour	04/10/2021	05/10/2021	06/10/2021	07/10/2021	08/10/2021	09/10/2021	10/10/2021	Day Avg	Avg	Avg Speed
0 - 1	13	19	17	22	28	43	44	19.8	43.5	43.34
1 - 2	2	34	7	8	10	24	17	12.2	20.5	36.5
2 - 3	2	455	6	2	6	6	16	94.2	11	46.22
3 - 4	1	771	4	0	1	5	2	155.4	3.5	44.85
4 - 5	5	20	6	7	8	4	0	9.2	2	42.5
5 - 6	92	9	11	11	11	3	3	26.8	3	36.6
6 - 7	56	16	25	30	12	3	7	27.8	5	37.88
7 - 8	38	41	38	39	37	10	8	38.6	9	39.82
8 - 9	138	134	150	146	125	27	6	138.6	16.5	38.7
9 - 10	211	188	186	193	184	56	46	192.4	51	39.22
10 - 11	120	104	113	117	129	83	54	116.6	68.5	40.04
11 - 12	105	114	123	116	120	123	87	115.6	105	38.96
12 - 13	135	98	117	106	128	157	132	116.8	144.5	40.68
13 - 14	157	139	150	151	126	163	152	144.6	157.5	39.14
14 - 15	169	141	164	140	176	143	141	158	142	39.38
15 - 16	160	104	132	138	155	118	129	137.8	123.5	39.3
16 - 17	184	159	175	192	184	158	118	178.8	138	39.56
17 - 18	215	223	212	208	198	151	119	211.2	135	39.88
18 - 19	217	251	249	238	234	153	95	237.8	124	40.06
19 - 20	160	160	222	200	199	144	110	188.2	127	39.92
20 - 21	94	117	130	127	129	82	50	119.4	66	39.34
21 - 22	50	71	75	75	62	60	51	66.6	55.5	42.82
22 - 23	66	44	57	55	39	45	26	52.2	35.5	41.48
23 - 24	31	43	44	45	50	45	16	42.6	30.5	42.9
Totals	2421	3455	2413	2366	2351	1806	1429			
% of Total	14.91%	21.27%	14.86%	14.57%	14.48%	11.12%	8.8%			

Incoming Weekly Counts
2022 Jan W & W non flashing

from Tue-Sep-21-2021-03-00-PM to Sun-Nov-14-2021-05-59-AM

	11/10/2021	to	17/10/2021							
	Monday	Tuesday	Wednesday	Thursday	Friday	Saturday	Sunday	Week	Weekend	Week Day 85%
Hour	11/10/2021	12/10/2021	13/10/2021	14/10/2021	15/10/2021	16/10/2021	17/10/2021	Day Avg	Avg	Avg Speed
0 - 1	16	13	26	19	45	32	39	23.8	35.5	46.96
1 - 2	2	1	7	9	10	27	23	5.8	25	42.5
2 - 3	1	2	1	3	4	9	11	2.2	10	43
3 - 4	2	1	4	2	4	8	5	2.6	6.5	43
4 - 5	5	9	9	4	8	1	0	7	0.5	41.76
5 - 6	11	6	8	8	10	2	2	8.6	2	43.16
6 - 7	13	22	22	17	19	6	3	18.6	4.5	45.26
7 - 8	34	43	35	43	27	7	6	36.4	6.5	41.22
8 - 9	146	161	155	152	139	29	4	150.6	16.5	38.88
9 - 10	208	224	204	184	189	52	25	201.8	38.5	39.12
10 - 11	109	115	134	121	138	86	67	123.4	76.5	40.66
11 - 12	97	102	110	99	113	113	89	104.2	101	39.1
12 - 13	106	99	112	117	113	151	126	109.4	138.5	40.4
13 - 14	144	139	151	119	147	148	148	140	148	38.32
14 - 15	151	131	145	133	161	125	148	144.2	136.5	39.02
15 - 16	142	131	149	146	157	146	122	145	134	39.54
16 - 17	190	175	168	214	204	150	127	190.2	138.5	39.26
17 - 18	214	198	217	194	215	143	112	207.6	127.5	39.96
18 - 19	230	233	241	255	237	167	100	239.2	133.5	39.82
19 - 20	158	174	194	194	206	124	99	185.2	111.5	39.74
20 - 21	87	126	116	114	126	115	57	113.8	86	40.54
21 - 22	66	65	70	72	80	46	56	70.6	51	41.52
22 - 23	42	48	66	70	40	36	39	53.2	37.5	41.54
23 - 24	45	36	35	44	45	50	29	41	39.5	42.04
Totals	2219	2254	2379	2333	2437	1773	1437			
% of Total	14.96%	15.2%	16.04%	15.73%	16.43%	11.95%	9.69%			

Incoming Weekly Counts
2022 Jan W & W non flashing

from Tue-Sep-21-2021-03-00-PM to Sun-Nov-14-2021-05-59-AM

	18/10/2021	to	24/10/2021							
	Monday	Tuesday	Wednesday	Thursday	Friday	Saturday	Sunday	Week	Weekend	Week Day 85%
Hour	18/10/2021	19/10/2021	20/10/2021	21/10/2021	22/10/2021	23/10/2021	24/10/2021	Day Avg	Avg	Avg Speed
0 - 1	14	14	77	27	29	40	33	32.2	36.5	40.34
1 - 2	2	11	122	14	14	24	11	32.6	17.5	37.58
2 - 3	1	4	60	7	6	5	7	15.6	6	34.56
3 - 4	1	1	15	1	4	8	2	4.4	5	37
4 - 5	5	7	107	5	7	5	0	26.2	2.5	37.16
5 - 6	10	12	54	7	7	4	1	18	2.5	38
6 - 7	17	14	24	21	15	10	4	18.2	7	40.76
7 - 8	40	45	41	42	34	5	2	40.4	3.5	40.38
8 - 9	157	163	155	140	129	24	16	148.8	20	38.28
9 - 10	209	189	190	189	199	61	33	195.2	47	39.26
10 - 11	114	128	131	124	103	118	49	120	83.5	40.5
11 - 12	103	116	135	107	104	107	94	113	100.5	39
12 - 13	115	105	93	108	106	136	112	105.4	124	39.7
13 - 14	106	140	108	122	152	155	138	125.6	146.5	39.58
14 - 15	170	142	152	154	155	119	128	154.6	123.5	39.42
15 - 16	145	138	130	144	144	134	119	140.2	126.5	40.18
16 - 17	175	171	194	184	199	125	124	184.6	124.5	39.52
17 - 18	198	223	209	192	211	143	110	206.6	126.5	39.54
18 - 19	215	258	239	225	186	149	107	224.6	128	39.84
19 - 20	184	159	185	210	180	110	81	183.6	95.5	39.48
20 - 21	91	112	106	131	98	90	52	107.6	71	40.36
21 - 22	52	89	76	83	64	49	57	72.8	53	41.04
22 - 23	47	133	150	50	33	41	26	82.6	33.5	37.9
23 - 24	34	90	121	51	51	36	13	69.4	24.5	39.2
Totals	2205	2464	2874	2338	2230	1698	1319			
% of Total	14.58%	16.29%	19%	15.45%	14.74%	11.22%	8.72%			

Incoming Weekly Counts
2022 Jan W & W non flashing

from Tue-Sep-21-2021-03-00-PM to Sun-Nov-14-2021-05-59-AM

	25/10/2021	to	31/10/2021							
	Monday	Tuesday	Wednesday	Thursday	Friday	Saturday	Sunday	Week	Weekend	Week Day 85%
Hour	25/10/2021	26/10/2021	27/10/2021	28/10/2021	29/10/2021	30/10/2021	31/10/2021	Day Avg	Avg	Avg Speed
0 - 1	16	18	33	26	34	44	41	25.4	42.5	45.42
1 - 2	7	10	8	8	14	33	16	9.4	24.5	47.34
2 - 3	2	5	6	12	6	8	15	6.2	11.5	43.34
3 - 4	0	4	1	2	4	7	9	2.2	8	40.62
4 - 5	8	5	7	6	14	4	8	8	6	41.5
5 - 6	4	6	8	8	5	4	3	6.2	3.5	43.5
6 - 7	25	27	19	23	137	7	2	46.2	4.5	34.22
7 - 8	37	41	47	40	63	7	5	45.6	6	37.6
8 - 9	141	130	136	122	108	217	76	127.4	146.5	40.28
9 - 10	142	144	148	144	120	198	729	139.6	463.5	40.04
10 - 11	115	107	133	120	100	91	632	115	361.5	38.24
11 - 12	107	113	127	113	98	107	528	111.6	317.5	39.28
12 - 13	129	134	144	128	122	122	90	131.4	106	39.68
13 - 14	151	159	123	146	148	132	124	145.4	128	39.2
14 - 15	113	139	131	137	119	130	132	127.8	131	40.08
15 - 16	150	151	150	155	161	112	135	153.4	123.5	39.42
16 - 17	147	188	153	165	133	151	140	157.2	145.5	41.14
17 - 18	175	182	187	194	201	148	116	187.8	132	39.84
18 - 19	219	222	216	215	199	146	148	214.2	147	39.62
19 - 20	145	151	179	165	158	121	111	159.6	116	39.34
20 - 21	90	78	90	129	110	90	88	99.4	89	40.96
21 - 22	68	66	70	64	71	55	64	67.8	59.5	43.04
22 - 23	28	37	50	62	35	37	69	42.4	53	42.42
23 - 24	26	44	46	45	30	32	33	38.2	32.5	43.56
Totals	2045	2161	2212	2229	2190	2003	3314			
% of Total	12.66%	13.38%	13.69%	13.8%	13.56%	12.4%	20.52%			

Incoming Weekly Counts
2022 Jan W & W non flashing

from Tue-Sep-21-2021-03-00-PM to Sun-Nov-14-2021-05-59-AM

	01/11/2021	to	07/11/2021							
	Monday	Tuesday	Wednesday	Thursday	Friday	Saturday	Sunday	Week	Weekend	Week Day 85%
Hour	01/11/2021	02/11/2021	03/11/2021	04/11/2021	05/11/2021	06/11/2021	07/11/2021	Day Avg	Avg	Avg Speed
0 - 1	22	31	46	55	37	51	74	38.2	62.5	43.58
1 - 2	12	15	19	26	33	37	29	21	33	43.82
2 - 3	3	7	5	4	17	20	29	7.2	24.5	42.5
3 - 4	1	1	1	1	3	8	10	1.4	9	32
4 - 5	5	2	3	5	3	7	9	3.6	8	39.66
5 - 6	8	4	4	5	5	4	6	5.2	5	40.66
6 - 7	9	12	10	4	8	3	1	8.6	2	41.16
7 - 8	21	23	23	25	17	5	6	21.8	5.5	41
8 - 9	45	40	50	39	26	3	3	40	3	39.74
9 - 10	154	163	168	154	141	31	12	156	21.5	39.1
10 - 11	206	196	207	191	195	53	27	199	40	39.16
11 - 12	120	133	158	129	137	92	57	135.4	74.5	39.4
12 - 13	104	129	102	97	143	123	100	115	111.5	38.84
13 - 14	120	132	124	140	142	155	144	131.6	149.5	39.32
14 - 15	164	161	147	142	159	159	143	154.6	151	39
15 - 16	155	178	148	142	157	130	141	156	135.5	38.66
16 - 17	197	166	174	162	154	142	137	170.6	139.5	39.28
17 - 18	197	194	193	204	188	143	133	195.2	138	39.34
18 - 19	214	228	211	221	211	158	136	217	147	38.34
19 - 20	242	242	237	218	210	153	78	229.8	115.5	37.5
20 - 21	174	205	198	194	179	107	87	190	97	38.72
21 - 22	111	125	106	104	98	105	67	108.8	86	39.58
22 - 23	51	69	51	77	61	120	49	61.8	84.5	41.8
23 - 24	46	58	46	61	42	67	44	50.6	55.5	41.1
Totals	2381	2514	2431	2400	2366	1876	1522			
% of Total	15.37%	16.23%	15.69%	15.49%	15.27%	12.11%	9.83%			

Incoming Weekly Counts
2022 Jan W & W non flashing

from Tue-Sep-21-2021-03-00-PM to Sun-Nov-14-2021-05-59-AM

	08/11/2021	to	14/11/2021							
	Monday	Tuesday	Wednesday	Thursday	Friday	Saturday	Sunday	Week	Weekend	Week Day 85%
Hour	08/11/2021	09/11/2021	10/11/2021	11/11/2021	12/11/2021	13/11/2021	14/11/2021	Day Avg	Avg	Avg Speed
0 - 1	28	30	36	44	38	51	37	35.2	44	44.36
1 - 2	11	14	14	28	27	54	40	18.8	47	47.74
2 - 3	5	6	11	8	8	29	21	7.6	25	47
3 - 4	1	6	5	3	9	7	8	4.8	7.5	38.5
4 - 5	0	4	1	1	6	7	3	2.4	5	35
5 - 6	6	6	4	6	6	4	2	5.6	3	42.66
6 - 7	6	12	11	15	6	3	*	10	3	45
7 - 8	23	26	21	32	17	8	*	23.8	8	40.96
8 - 9	43	45	46	47	40	8	*	44.2	8	40.74
9 - 10	170	152	149	167	134	32	*	154.4	32	38.74
10 - 11	223	194	207	205	189	52	*	203.6	52	38.98
11 - 12	122	138	144	136	129	100	*	133.8	100	39.06
12 - 13	112	124	132	120	127	106	*	123	106	38.26
13 - 14	120	108	126	110	134	160	*	119.6	160	40
14 - 15	118	154	114	141	155	159	*	136.4	159	38.78
15 - 16	143	131	133	155	165	143	*	145.4	143	38.74
16 - 17	143	153	159	156	211	133	*	164.4	133	39.14
17 - 18	190	191	210	182	240	143	*	202.6	143	39.4
18 - 19	212	232	229	235	222	153	*	226	153	38.16
19 - 20	243	225	241	232	242	133	*	236.6	133	37.1
20 - 21	197	195	169	211	184	112	*	191.2	112	38.4
21 - 22	93	105	103	119	97	89	*	103.4	89	39.98
22 - 23	57	84	61	65	65	51	*	66.4	51	40.48
23 - 24	51	54	57	54	46	45	*	52.4	45	40.9
Totals	2317	2389	2383	2472	2497	1782	111			
% of Total	16.61%	17.12%	17.08%	17.72%	17.9%	12.77%	0.8%			

Hour	Sep 2021							Week Day Avg	Weekend Avg	Week Day 85% Avg Speed
	Monday	Tuesday	Wednesday	Thursday	Friday	Saturday	Sunday			
0 - 1	13	14	49	43	16	29	38	27	33.5	47.02
1 - 2	4	9	19	21	12	22	21	13	21.5	46.18
2 - 3	3	3	1	8	4	11	22	3.8	16.5	46.5
3 - 4	0	4	11	5	5	5	7	5	6	42.5
4 - 5	6	6	9	15	4	1	5	8	3	42
5 - 6	10	9	15	15	9	6	5	11.6	5.5	43.82
6 - 7	25	26	49	72	21	4	7	38.6	5.5	43.5
7 - 8	142	35	69	82	19	11	21	69.4	16	36.62
8 - 9	477	149	301	276	130	32	40	266.6	36	35.46
9 - 10	256	186	365	364	193	62	91	272.8	76.5	38.48
10 - 11	102	142	266	255	126	89	88	178.2	88.5	39.3
11 - 12	88	105	206	200	128	125	104	145.4	114.5	39.68
12 - 13	97	98	217	198	124	131	111	146.8	121	40.06
13 - 14	95	175	258	270	134	148	137	186.4	142.5	39.22
14 - 15	121	103	281	269	163	124	140	187.4	132	39.76
15 - 16	133	260	290	241	178	122	113	220.4	117.5	40.24
16 - 17	173	367	339	353	248	129	111	296	120	40.14
17 - 18	185	407	392	406	200	125	109	318	117	40.68
18 - 19	210	456	476	455	242	131	128	367.8	129.5	39.92
19 - 20	197	375	358	351	164	120	99	289	109.5	40.46
20 - 21	123	612	242	235	119	77	83	266.2	80	37.1
21 - 22	60	179	156	141	94	30	64	126	47	40.72
22 - 23	39	110	101	119	59	46	30	85.6	38	41.44
23 - 24	30	96	75	85	58	33	21	68.8	27	42.52
Totals	2589	3926	4545	4479	2450	1613	1595			
% of Total	12.21%	18.52%	21.44%	21.13%	11.56%	7.61%	7.52%			

Hour	Oct 2021							Week Day Avg	Weekend Avg	Week Day 85% Avg Speed
	Monday	Tuesday	Wednesday	Thursday	Friday	Saturday	Sunday			
0 - 1	59	64	153	94	168	200	184	107.6	192	44.1
1 - 2	13	56	144	39	69	125	81	64.2	103	40.58
2 - 3	6	466	73	24	29	35	72	119.6	53.5	36.76
3 - 4	4	777	24	5	17	31	21	165.4	26	39.38
4 - 5	23	41	129	22	44	18	11	51.8	14.5	41.06
5 - 6	117	33	81	34	39	16	9	60.8	12.5	40.44
6 - 7	111	79	90	91	204	29	19	115	24	38.72
7 - 8	149	170	161	164	193	39	26	167.4	32.5	39.58
8 - 9	582	588	596	560	624	319	121	590	220	39.04
9 - 10	770	745	728	710	873	423	870	765.2	646.5	39.28
10 - 11	458	454	511	482	603	465	844	501.6	654.5	39.8
11 - 12	412	445	495	435	554	610	872	468.2	741	39.08
12 - 13	485	436	466	459	573	742	586	483.8	664	40.16
13 - 14	558	577	532	538	706	882	714	582.2	798	39.12
14 - 15	603	553	592	564	770	1034	690	616.4	862	39.42
15 - 16	597	524	561	583	739	932	615	600.8	773.5	39.58
16 - 17	696	693	690	755	912	950	630	749.2	790	39.68
17 - 18	802	826	825	788	1025	781	579	853.2	680	39.82
18 - 19	881	964	945	933	1062	760	547	957	653.5	39.76
19 - 20	647	644	780	769	923	611	479	752.6	545	39.64
20 - 21	362	433	442	501	596	463	320	466.8	391.5	40.28
21 - 22	236	291	291	294	344	256	273	291.2	264.5	42.14
22 - 23	183	262	323	237	193	189	194	239.6	191.5	40.8
23 - 24	136	213	246	185	222	192	110	200.4	151	41.96
Totals	8890	10334	9878	9266	11482	10102	8867			
% of Total	12.92%	15.02%	14.35%	13.46%	16.68%	14.68%	12.88%			

Incoming Monthly Counts
2022 Jan W & W non flashing

from Tue-Sep-21-2021-03-00-PM to Sun-Nov-14-2021-05-59-AM

Hour	Nov 2021							Week Day Avg	Weekend Avg	Week Day 85% Avg Speed
	Monday	Tuesday	Wednesday	Thursday	Friday	Saturday	Sunday			
0 - 1	50	61	82	99	75	102	111	73.4	106.5	43.9
1 - 2	23	29	33	54	60	91	69	39.8	80	46.42
2 - 3	8	13	16	12	25	49	50	14.8	49.5	45.18
3 - 4	2	7	6	4	12	15	18	6.2	16.5	35.66
4 - 5	5	6	4	6	9	14	12	6	13	38.66
5 - 6	14	10	8	11	11	8	8	10.8	8	41.66
6 - 7	15	24	21	19	14	6	1	18.6	3.5	44.16
7 - 8	44	49	44	57	34	13	6	45.6	9.5	40.82
8 - 9	88	85	96	86	66	11	3	84.2	7	40.54
9 - 10	324	315	317	321	275	63	12	310.4	37.5	38.9
10 - 11	429	390	414	396	384	105	27	402.6	66	39.08
11 - 12	242	271	302	265	266	192	57	269.2	124.5	39.22
12 - 13	216	253	234	217	270	229	100	238	164.5	38.6
13 - 14	240	240	250	250	276	315	144	251.2	229.5	39.6
14 - 15	282	315	261	283	314	318	143	291	230.5	38.88
15 - 16	298	309	281	297	322	273	141	301.4	207	38.7
16 - 17	340	319	333	318	365	275	137	335	206	39.14
17 - 18	387	385	403	386	428	286	133	397.8	209.5	39.36
18 - 19	426	460	440	456	433	311	136	443	223.5	38.26
19 - 20	485	467	478	450	452	286	78	466.4	182	37.3
20 - 21	371	400	367	405	363	219	87	381.2	153	38.54
21 - 22	204	230	209	223	195	194	67	212.2	130.5	39.88
22 - 23	108	153	112	142	126	171	49	128.2	110	41.24
23 - 24	97	112	103	115	88	112	44	103	78	41.18
Totals	4698	4903	4814	4872	4863	3658	1633			
% of Total	15.96%	16.65%	16.35%	16.55%	16.52%	12.42%	5.55%			

Incoming Weekly Speeds
2022 Jan W & W non flashing

from Tue-Sep-21-2021-03-00-PM to Sun-Nov-14-2021-05-59-AM

	20/09/2021	to	26/09/2021							
	Monday	Tuesday	Wednesday	Thursday	Friday	Saturday	Sunday	Week	Weekend	Week Day 85%
Hour	20/09/2021	21/09/2021	22/09/2021	23/09/2021	24/09/2021	25/09/2021	26/09/2021	Day Avg	Avg	Avg Speed
0 - 1	*	*	36.14	34.24	38.19	36.34	36.84	36.15	36.63	46
1 - 2	*	*	38.45	39.14	40.42	40.59	36.1	39.4	38.4	48.33
2 - 3	*	*	27	29.86	42.25	40.73	37.09	33.75	38.3	40
3 - 4	*	*	29.86	42	36.2	33.2	35.14	33.86	34.33	45.83
4 - 5	*	*	37	37.14	38.25	37	35	37.37	35.33	41.67
5 - 6	*	*	27.71	33.88	33.11	39.83	31	31.79	35.82	42.77
6 - 7	*	*	29.64	28.36	35.9	35.75	38	31.04	37.18	42.6
7 - 8	*	*	32.23	30.9	30.68	36.91	37.29	31.35	37.16	42.27
8 - 9	*	*	32.46	31.08	32.27	29.81	35.53	31.94	32.99	40.37
9 - 10	*	*	30.42	31.99	30.68	35.94	32.7	31.04	34.01	39.03
10 - 11	*	*	30.98	29.84	31.64	33.6	35.22	30.81	34.4	39.27
11 - 12	*	*	30.89	31.69	29.73	34.16	34.13	30.66	34.15	40.4
12 - 13	*	*	31.36	31.67	32.93	33.11	33.83	32.01	33.44	40.5
13 - 14	*	*	31.59	31.49	33.19	33.29	35.58	32.09	34.39	39.7
14 - 15	*	*	31.52	33.43	32.09	34.7	35.06	32.3	34.89	40.2
15 - 16	*	31.34	31.65	31.39	32.93	35.43	33.81	31.92	34.65	40.3
16 - 17	*	31.78	30.83	31.27	32.34	34.42	33.3	31.64	33.9	39.1
17 - 18	*	32.55	33.12	34.2	34.11	34.79	34.58	33.49	34.69	40.6
18 - 19	*	31.74	33.9	32.38	33.79	35.13	31.94	32.96	33.55	39.95
19 - 20	*	33.45	34.05	34.11	33.82	35.38	35.45	33.85	35.42	40.72
20 - 21	*	32.21	33.07	33.06	33.19	34.75	33.83	32.87	34.27	39.4
21 - 22	*	33.1	32.1	34.35	33.63	37.57	34.67	33.26	35.6	40.45
22 - 23	*	33.89	34.82	32.21	33.08	36.7	34.87	33.48	35.97	40.08
23 - 24	*	32.57	34.48	34.54	36.55	34.61	35.1	34.59	34.8	41.68
Totals	0	292.6	775.3	794.2	820.8	853.7	836			
% of Total	0%	6.69%	17.73%	18.16%	18.77%	19.52%	19.12%			

Incoming Weekly Speeds
2022 Jan W & W non flashing

from Tue-Sep-21-2021-03-00-PM to Sun-Nov-14-2021-05-59-AM

	27/09/2021	to	03/10/2021							
	Monday	Tuesday	Wednesday	Thursday	Friday	Saturday	Sunday	Week	Weekend	Week Day 85%
Hour	27/09/2021	28/09/2021	29/09/2021	30/09/2021	01/10/2021	02/10/2021	03/10/2021	Day Avg	Avg	Avg Speed
0 - 1	39.23	39.43	33.85	36.42	36.09	33.24	34.26	36.58	33.65	45.68
1 - 2	32	39.33	34.5	39.29	38.43	37.29	35.5	37.77	36.48	46
2 - 3	22.33	42	0	67	39.14	32.86	36.35	38.14	35.53	52.08
3 - 4	0	35.75	26	28.67	34.5	45.33	33.67	31.4	39.5	38.75
4 - 5	33.83	35.33	34.75	38.25	37.71	37	28.67	36.26	33.43	42.5
5 - 6	30.1	35.56	27.25	39.14	34.67	30.33	0	33.03	30.33	42.66
6 - 7	33.24	32.81	29.33	17.6	32.38	35.33	43.67	27.24	39.5	41.58
7 - 8	14.51	31.6	31.76	26.95	32.31	36.1	33.2	22.52	35.13	36.72
8 - 9	15.43	30.38	31.18	30.42	31.63	39.41	36.68	23.64	38.15	34.98
9 - 10	23.58	30.6	31.45	28.87	30.83	35.43	32.41	28.71	34.23	38.52
10 - 11	31.26	25.82	29.83	32.67	30.35	33.29	34.36	29.81	33.64	39.5
11 - 12	31.34	30.2	29.5	29.9	31.02	21.29	33.36	30.36	25.11	39.12
12 - 13	32.28	31.77	31.34	32.13	32.05	24.44	33.13	31.91	28.07	40.1
13 - 14	33.48	24.27	30.87	31.68	32.28	18.85	32.8	29.95	23.71	39.28
14 - 15	31.68	29.73	30.78	31.72	31.35	14.22	34.04	31.12	18.47	39.6
15 - 16	31.86	32.86	31.87	30.93	32.28	14.51	34.62	31.97	18.67	40.2
16 - 17	33.38	31.82	33.08	31.14	32.93	13.97	32.12	32.48	18.48	40.46
17 - 18	33.67	32.72	33.45	32.95	34.03	19.86	33.75	33.37	25.19	40.9
18 - 19	32.91	33.15	33.35	31.97	33.67	22.15	34.63	33.01	27.15	39.82
19 - 20	33.5	33.42	33.29	33.42	34.24	31.32	35.6	33.58	33.08	40.04
20 - 21	30.09	13.73	33.97	33.63	33.35	32.8	34.93	23.18	33.78	35.06
21 - 22	33.63	21.02	34.27	34.27	34.7	35.15	35.24	30.12	35.2	41.24
22 - 23	37.1	31.98	34.58	34.14	34.65	34.8	37.29	34.45	36.12	42.02
23 - 24	35.83	30.6	35.19	34.16	33.65	36.72	32.26	33.77	34.96	41.78
Totals	706.2	755.9	735.5	807.2	808.3	715.7	792.6			
% of Total	13.27%	14.2%	13.82%	15.17%	15.19%	13.45%	14.89%			

Incoming Weekly Speeds
2022 Jan W & W non flashing

from Tue-Sep-21-2021-03-00-PM to Sun-Nov-14-2021-05-59-AM

	04/10/2021	to	10/10/2021							
	Monday	Tuesday	Wednesday	Thursday	Friday	Saturday	Sunday	Week	Weekend	Week Day 85%
Hour	04/10/2021	05/10/2021	06/10/2021	07/10/2021	08/10/2021	09/10/2021	10/10/2021	Day Avg	Avg	Avg Speed
0 - 1	33.69	37.32	34.88	34.77	34.93	34.33	35.89	35.18	35.11	43.34
1 - 2	37	15.35	36.57	30.88	32.6	35.08	39.59	23.36	36.95	36.5
2 - 3	37	12.49	34	42	41.33	38.83	33.19	13.36	34.73	46.22
3 - 4	62	15.18	29.5	0	57	36.2	44.5	15.37	38.57	44.85
4 - 5	38	20.55	33.83	31.43	36.38	31	0	28.59	31	42.5
5 - 6	10.6	35.44	30.09	28.82	30.36	37	27	16.99	32	36.6
6 - 7	15.66	29.75	27.64	29.6	35.5	32.33	35	24.16	34.2	37.88
7 - 8	30.18	29.29	31.74	28.41	32.62	30.7	37.62	30.41	33.78	39.82
8 - 9	30.26	30.69	30.53	32.29	31.69	36.89	37.17	31.09	36.94	38.7
9 - 10	31.69	30.61	30.77	31.38	32.02	34.86	33.46	31.3	34.23	39.22
10 - 11	32.4	30.52	29.84	31.36	32.16	32.96	33.56	31.31	33.2	40.04
11 - 12	29.86	30.56	30.11	29.77	30.64	33.67	32.45	30.2	33.16	38.96
12 - 13	31.73	33.09	31.91	32.31	32.62	32.61	34.98	32.29	33.69	40.68
13 - 14	30.18	31.21	31.15	30.83	31.98	32.57	34.28	31.03	33.39	39.14
14 - 15	31.57	30.23	31.06	31.51	31.52	34.33	34.19	31.21	34.26	39.38
15 - 16	30.44	32.38	30.98	31.43	32.64	33.97	34.67	31.53	34.34	39.3
16 - 17	33.13	30.97	32.44	31.97	33.27	35.19	34.77	32.39	35.01	39.56
17 - 18	29.98	31.87	31.51	33.91	33.33	34.05	33.39	32.09	33.76	39.88
18 - 19	34.16	32.17	32.02	33.03	33.03	33.07	33.36	32.84	33.18	40.06
19 - 20	33.44	34.07	32.78	32.1	34.12	34.4	33.65	33.25	34.07	39.92
20 - 21	31.77	30.41	33.76	33.69	34	34.12	33.48	32.83	33.88	39.34
21 - 22	33.48	33.68	36.27	35.67	35.63	38.05	33.55	35.04	35.98	42.82
22 - 23	35.42	33.5	34.95	33.73	33.46	38	34.96	34.34	36.89	41.48
23 - 24	33.26	36.44	36.86	33.73	37.06	36.27	38.81	35.64	36.93	42.9
Totals	777.1	707.9	775.2	744.6	829.8	830.5	803.8			
% of Total	14.21%	12.94%	14.17%	13.62%	15.17%	15.19%	14.7%			

Incoming Weekly Speeds
2022 Jan W & W non flashing

from Tue-Sep-21-2021-03-00-PM to Sun-Nov-14-2021-05-59-AM

	11/10/2021	to	17/10/2021							
	Monday	Tuesday	Wednesday	Thursday	Friday	Saturday	Sunday	Week	Weekend	Week Day 85%
Hour	11/10/2021	12/10/2021	13/10/2021	14/10/2021	15/10/2021	16/10/2021	17/10/2021	Day Avg	Avg	Avg Speed
0 - 1	37.06	37.46	36.38	39.89	33.47	33.72	35.77	36.05	34.85	46.96
1 - 2	32	42	28.43	35.56	35.8	36.56	37.26	33.9	36.88	42.5
2 - 3	37	29.5	42	35.33	40.75	38.67	36.18	37	37.3	43
3 - 4	37.5	52	34.75	27	38.25	33.5	46	36.38	38.31	43
4 - 5	37.2	34.89	33.89	37	38.5	32	0	36.03	32	41.76
5 - 6	32.55	28.83	33.5	38.5	33.6	44.5	34.5	33.56	39.5	43.16
6 - 7	30.23	31.14	29.09	30.94	37.95	34.67	38.67	31.88	36	45.26
7 - 8	31.21	32.58	30.29	29.33	30.63	37.71	36.33	30.82	37.08	41.22
8 - 9	30.94	31.19	31.5	31.51	30.55	32.34	37	31.15	32.91	38.88
9 - 10	30.81	30.79	31.01	31.04	30.76	35.44	30.2	30.88	33.74	39.12
10 - 11	29.77	31.39	30.84	32.31	31.55	32.8	36.1	31.2	34.25	40.66
11 - 12	28.2	31.75	30.48	31.09	31.8	34.69	33.3	30.71	34.08	39.1
12 - 13	31.07	30.15	32.74	32.4	32.03	33.46	33.5	31.73	33.48	40.4
13 - 14	31.24	30.73	29.83	29.37	31.33	34.37	35.16	30.54	34.77	38.32
14 - 15	30.78	30.08	30.06	30.41	33.34	35	32.53	31.01	33.66	39.02
15 - 16	31.61	32.11	30.13	32.1	32.1	33.7	35.6	31.6	34.56	39.54
16 - 17	31.31	31.65	31.67	31.68	32.73	34.65	33.65	31.82	34.19	39.26
17 - 18	31.34	32.64	32.65	32.76	34.13	34.44	34.3	32.7	34.38	39.96
18 - 19	33.77	32.25	32.76	33.58	33.4	34.87	33.34	33.16	34.3	39.82
19 - 20	33.34	33.24	34.09	32.72	32.8	34.88	33.08	33.23	34.08	39.74
20 - 21	33.3	32.29	33.67	33.64	34.24	34.83	35.07	33.43	34.91	40.54
21 - 22	34.85	32.71	35.11	34.83	33.3	36.09	35.14	34.15	35.57	41.52
22 - 23	37.5	32.79	31.86	33.66	34.25	35.25	35.72	33.75	35.49	41.54
23 - 24	32.44	33.89	35.8	35.91	34.11	34.76	37.79	34.38	35.87	42.04
Totals	786.8	798.2	782.6	792.5	811.1	842.9	816.3			
% of Total	13.97%	14.18%	13.9%	14.08%	14.41%	14.97%	14.5%			

Incoming Weekly Speeds
2022 Jan W & W non flashing

from Tue-Sep-21-2021-03-00-PM to Sun-Nov-14-2021-05-59-AM

	18/10/2021	to	24/10/2021							
	Monday	Tuesday	Wednesday	Thursday	Friday	Saturday	Sunday	Week	Weekend	Week Day 85%
Hour	18/10/2021	19/10/2021	20/10/2021	21/10/2021	22/10/2021	23/10/2021	24/10/2021	Day Avg	Avg	Avg Speed
0 - 1	40.14	37.57	12.78	25.11	36.59	35	33.67	23.67	34.4	40.34
1 - 2	37	41.27	8.66	33.71	34.79	33.75	43.64	15.6	36.86	37.58
2 - 3	37	32	8.45	35	36.5	36	44.29	14.56	40.83	34.56
3 - 4	47	17	15.67	37	37	37.88	34.5	22	37.2	37
4 - 5	38	38.43	9.38	37.2	33.57	42	0	14.38	42	37.16
5 - 6	32.1	33.42	11.2	36.29	37.71	34.5	32	20.5	34	38
6 - 7	30.41	31.71	23.08	29.52	33.87	30.6	43.25	29.04	34.21	40.76
7 - 8	31.5	30.36	29.76	31.24	32.47	32	44.5	31	35.57	40.38
8 - 9	30.76	31.74	28.81	30.61	31.29	34.54	33.44	30.63	34.1	38.28
9 - 10	30.79	30.89	28.79	30.36	31.63	32.56	32.3	30.51	32.47	39.26
10 - 11	29.12	31.37	31.24	30.65	33.26	30.97	35.39	31.09	32.27	40.5
11 - 12	33.29	29.84	30.98	31.46	29.68	33.8	33.3	31.02	33.57	39
12 - 13	30.53	29.1	31.92	29.39	33.06	33.18	34.12	30.76	33.6	39.7
13 - 14	32.34	31.05	32.61	32.04	31.16	33.08	33.97	31.76	33.5	39.58
14 - 15	23.21	30.7	32.45	32.14	30.72	34.92	35.34	29.69	35.14	39.42
15 - 16	30.74	32.99	31.85	33.38	32.59	33.66	35.18	32.31	34.38	40.18
16 - 17	32.82	32.22	31.47	31.09	32.98	34.89	34.21	32.11	34.55	39.52
17 - 18	31.07	32.24	31.97	33.03	33.25	34.91	35.19	32.31	35.03	39.54
18 - 19	33.53	33.83	32.88	31.7	33.55	33.81	34.15	33.1	33.95	39.84
19 - 20	32.13	32.68	32.86	32.55	33.15	35.1	32.33	32.67	33.93	39.48
20 - 21	32.56	32.8	32.73	33.08	33.47	33.58	34.1	32.93	33.77	40.36
21 - 22	32.56	25.24	34.3	32.53	35.52	35.41	34.25	31.65	34.78	41.04
22 - 23	33.72	16.06	13.85	35.82	35.36	35.56	36.42	21.2	35.9	37.9
23 - 24	36.85	19.53	15.83	35.63	33.86	33.39	33.69	24.41	33.47	39.2
Totals	799.1	733.9	593.6	780.5	807.3	825.3	823			
% of Total	14.9%	13.69%	11.07%	14.55%	15.05%	15.39%	15.35%			

Incoming Weekly Speeds
2022 Jan W & W non flashing

from Tue-Sep-21-2021-03-00-PM to Sun-Nov-14-2021-05-59-AM

	25/10/2021	to	31/10/2021							
	Monday	Tuesday	Wednesday	Thursday	Friday	Saturday	Sunday	Week	Weekend	Week Day 85%
Hour	25/10/2021	26/10/2021	27/10/2021	28/10/2021	29/10/2021	30/10/2021	31/10/2021	Day Avg	Avg	Avg Speed
0 - 1	35.62	36.28	37.45	36.69	39.06	35.09	37.07	37.33	36.05	45.42
1 - 2	33.43	35.2	35.25	39	38.5	38	32.5	36.57	36.2	47.34
2 - 3	22	37	33	37.17	42.83	37.25	41.47	36.45	40	43.34
3 - 4	0	29.5	47	39.5	13.25	39.29	38.33	27	38.75	40.62
4 - 5	33.25	38	37.86	37.17	20.86	37	37.12	30.9	37.08	41.5
5 - 6	34.5	34.5	33.88	32.62	30	35.75	32	33.13	34.14	43.5
6 - 7	29.24	29.37	27.21	26.65	14.55	35.71	39.5	20.12	36.56	34.22
7 - 8	30.86	28.59	29.85	29.48	20.4	32.14	41	27.11	35.83	37.6
8 - 9	31.25	31.21	31.41	32.56	30.71	13.83	16.72	31.43	14.58	40.28
9 - 10	31.11	30.65	30.68	31.85	28.72	15.23	15.34	30.67	15.32	40.04
10 - 11	28.72	30.93	29.88	29.17	27.67	31.76	15.93	29.31	17.92	38.24
11 - 12	31.61	31.44	30.66	32.47	30.96	33.64	18.51	31.42	21.06	39.28
12 - 13	31.5	31.87	31.2	31.91	30.89	33.69	35.26	31.48	34.35	39.68
13 - 14	31.02	31.19	31.46	31.51	32.2	34.39	33.92	31.47	34.16	39.2
14 - 15	30.52	32.06	32.03	32.1	32.17	34.25	33.67	31.81	33.96	40.08
15 - 16	32.77	31.6	31.03	32.72	32.15	34.05	33.22	32.06	33.6	39.42
16 - 17	32.93	32.43	33.85	33.85	33.86	34.38	34.31	33.34	34.35	41.14
17 - 18	33.41	32.75	32.83	32.01	33.57	33.63	34.69	32.91	34.09	39.84
18 - 19	32.7	32.8	34.28	32.98	32.77	33.95	33.98	33.11	33.97	39.62
19 - 20	33.03	32.89	32.49	33.27	33	34.31	34.03	32.93	34.18	39.34
20 - 21	33.64	33.38	33.23	33.85	33.24	36.66	32.32	33.49	34.51	40.96
21 - 22	34.15	36.53	34.39	34.91	32.87	34.96	33.34	34.54	34.09	43.04
22 - 23	34.68	32.57	36.08	35.37	33.77	34.65	33.07	34.69	33.62	42.42
23 - 24	35.31	36.68	33.35	35.58	33.63	34.59	37.61	34.95	36.12	43.56
Totals	736.9	789.5	800.4	804.8	731.8	798.3	774.8			
% of Total	13.55%	14.52%	14.72%	14.8%	13.46%	14.68%	14.25%			

Incoming Weekly Speeds
2022 Jan W & W non flashing

from Tue-Sep-21-2021-03-00-PM to Sun-Nov-14-2021-05-59-AM

	01/11/2021	to	07/11/2021							
	Monday	Tuesday	Wednesday	Thursday	Friday	Saturday	Sunday	Week	Weekend	Week Day 85%
Hour	01/11/2021	02/11/2021	03/11/2021	04/11/2021	05/11/2021	06/11/2021	07/11/2021	Day Avg	Avg	Avg Speed
0 - 1	34.82	37.48	34.93	33.98	35.03	33.47	33.23	35.08	33.33	43.58
1 - 2	36.5	34.8	34.11	36.69	33.7	34.11	36.83	34.99	35.3	43.82
2 - 3	42	32.43	38	33.25	34.24	36.6	35.93	34.94	36.2	42.5
3 - 4	27	22	37	27	27	34	34.6	27.71	34.33	32
4 - 5	25.4	29.5	25.67	34	37	33.43	35.89	30.22	34.81	39.66
5 - 6	33.88	36	34.5	42.2	38.2	32	33.83	36.73	33.1	40.66
6 - 7	31	33.67	30.7	39.75	32.75	35.67	37	32.81	36	41.16
7 - 8	29.71	29.35	25.48	30.6	35.18	38.2	34.67	29.8	36.27	41
8 - 9	30.64	31.27	29.74	30.64	33.12	43.67	32	30.86	37.83	39.74
9 - 10	31.15	31.08	31.43	31.99	31.02	35.39	34.5	31.34	35.14	39.1
10 - 11	29.79	31.48	31.1	30.86	31.61	31.28	34.74	30.96	32.45	39.16
11 - 12	30.76	30.53	29.9	31.38	31.97	32.41	33.19	30.88	32.71	39.4
12 - 13	31.65	31.85	30.97	30.56	30.43	33.65	33.74	31.09	33.69	38.84
13 - 14	32.9	31.45	31.02	30.54	31.79	32.8	32.49	31.51	32.65	39.32
14 - 15	31.01	32.88	31.49	29.68	31.48	33.33	33.94	31.34	33.62	39
15 - 16	31.34	30.6	30.49	30.75	30.84	33.51	33.59	30.8	33.55	38.66
16 - 17	32.24	33.2	30.79	31.33	32.06	32.46	33.57	31.93	33.01	39.28
17 - 18	32.89	31.69	31.16	32.42	33.07	33.81	33.26	32.25	33.55	39.34
18 - 19	32.37	30.89	30.69	31.16	32.97	33.09	32.19	31.6	32.67	38.34
19 - 20	31.36	30.49	30.7	31.32	31.33	32.73	32.41	31.03	32.62	37.5
20 - 21	32.66	31.97	31.78	32.81	32.44	33.36	33.4	32.32	33.38	38.72
21 - 22	33.61	32.45	33.02	33.11	34.78	33.9	33.79	33.34	33.86	39.58
22 - 23	36.12	34.8	34.65	34.14	34.51	33.86	33	34.77	33.61	41.8
23 - 24	31.91	34.45	32.52	32.9	34.95	34.22	34.93	33.35	34.5	41.1
Totals	772.7	766.3	761.8	783.1	791.5	821.1	816.6			
% of Total	14.02%	13.9%	13.82%	14.2%	14.36%	14.89%	14.81%			

Incoming Weekly Speeds
2022 Jan W & W non flashing

from Tue-Sep-21-2021-03-00-PM to Sun-Nov-14-2021-05-59-AM

	08/11/2021	to	14/11/2021							
	Monday	Tuesday	Wednesday	Thursday	Friday	Saturday	Sunday	Week	Weekend	Week Day 85%
Hour	08/11/2021	09/11/2021	10/11/2021	11/11/2021	12/11/2021	13/11/2021	14/11/2021	Day Avg	Avg	Avg Speed
0 - 1	34.14	34.63	33.56	37.7	37.29	34.37	34.68	35.68	34.5	44.36
1 - 2	40.36	34.21	35.79	36.25	37.63	34.87	32.55	36.76	33.88	47.74
2 - 3	34	31.17	37.91	33.38	45.25	33.17	37.76	36.92	35.1	47
3 - 4	22	32.83	31	28.67	36.22	32.71	39.75	32.75	36.47	38.5
4 - 5	0	28.25	42	27	31.33	30.14	32	30.83	30.7	35
5 - 6	36.17	35.5	37.25	36.17	33.17	32	34.5	35.54	32.83	42.66
6 - 7	32.17	35.33	34.91	30.4	36.33	35.33	*	33.5	35.33	45
7 - 8	29.3	30.12	27.19	29.66	32.53	33.38	*	29.66	33.38	40.96
8 - 9	31.19	32.24	32.39	29.98	33.17	35.38	*	31.76	35.38	40.74
9 - 10	31.35	31.48	31.45	29.28	30.64	32	*	30.82	32	38.74
10 - 11	30.7	30.14	30.53	31.39	31.24	34.04	*	30.8	34.04	38.98
11 - 12	31.2	30.7	30.9	30.02	30.05	31.78	*	30.57	31.78	39.06
12 - 13	30.58	31.18	29.9	29.8	31.42	31.95	*	30.58	31.95	38.26
13 - 14	31.78	31.71	31.49	32.94	32.46	32.98	*	32.07	32.98	40
14 - 15	31.03	29.91	31.47	31.45	31.06	33.17	*	30.95	33.17	38.78
15 - 16	30.08	32.08	31.63	31.39	29.99	34.13	*	30.99	34.13	38.74
16 - 17	33.1	30.98	31.28	32.6	31.18	33.8	*	31.77	33.8	39.14
17 - 18	32.66	31.23	32.1	32.59	32.45	33.86	*	32.21	33.86	39.4
18 - 19	31.14	31.29	31.04	30.17	31.33	34.54	*	30.99	34.54	38.16
19 - 20	30.8	30.74	31	30.56	31.38	33.31	*	30.9	33.31	37.1
20 - 21	31.14	31.43	32.17	31.63	31.98	31.9	*	31.65	31.9	38.4
21 - 22	32.1	32.22	33.89	31.92	33.63	34.37	*	32.73	34.37	39.98
22 - 23	32.58	33.11	33.3	34.02	33.46	33.35	*	33.3	33.35	40.48
23 - 24	35.94	33.48	34.16	33.44	32.93	34.04	*	34	34.04	40.9
Totals	735.5	765.7	788.3	762.5	798.1	800.7	211.3			
% of Total	15.13%	15.75%	16.21%	15.68%	16.41%	16.47%	4.35%			

Incoming Monthly Speeds
2022 Jan W & W non flashing

from Tue-Sep-21-2021-03-00-PM to Sun-Nov-14-2021-05-59-AM

Hour	Sep 2021							Week Day Avg	Weekend Avg	Week Day 85% Avg Speed
	Monday	Tuesday	Wednesday	Thursday	Friday	Saturday	Sunday			
0 - 1	39.23	39.43	35.2	35.56	38.19	36.34	36.84	36.5	36.63	47.02
1 - 2	32	39.33	36.79	39.24	40.42	40.59	36.1	38.31	38.4	46.18
2 - 3	22.33	42	27	34.5	42.25	40.73	37.09	35	38.3	46.5
3 - 4	0	35.75	28.45	34	36.2	33.2	35.14	32.28	34.33	42.5
4 - 5	33.83	35.33	36	37.73	38.25	37	35	36.45	35.33	42
5 - 6	30.1	35.56	27.47	36.33	33.11	39.83	31	32.34	35.82	43.82
6 - 7	33.24	32.81	29.49	21.33	35.9	35.75	38	28.08	37.18	43.5
7 - 8	14.51	31.6	32	28.83	30.68	36.91	37.29	23.98	37.16	36.62
8 - 9	15.43	30.38	31.86	30.78	32.27	29.81	35.53	25.63	32.99	35.46
9 - 10	23.58	30.6	30.99	30.44	30.68	35.94	32.7	29.35	34.01	38.48
10 - 11	31.26	25.82	30.45	31.17	31.64	33.6	35.22	30.18	34.4	39.3
11 - 12	31.34	30.2	30.12	30.75	29.73	34.16	34.13	30.39	34.15	39.68
12 - 13	32.28	31.77	31.35	31.87	32.93	33.11	33.83	31.94	33.44	40.06
13 - 14	33.48	24.27	31.23	31.59	33.19	33.29	35.58	30.54	34.39	39.22
14 - 15	31.68	29.73	31.23	32.65	32.09	34.7	35.06	31.68	34.89	39.76
15 - 16	31.86	32.11	31.76	31.15	32.93	35.43	33.81	31.91	34.65	40.24
16 - 17	33.38	31.8	31.98	31.21	32.34	34.42	33.3	31.97	33.9	40.14
17 - 18	33.67	32.63	33.28	33.6	34.11	34.79	34.58	33.35	34.69	40.68
18 - 19	32.91	32.39	33.64	32.19	33.79	35.13	31.94	32.91	33.55	39.92
19 - 20	33.5	33.43	33.68	33.77	33.82	35.38	35.45	33.63	35.42	40.46
20 - 21	30.09	17.71	33.46	33.34	33.19	34.75	33.83	25.86	34.27	37.1
21 - 22	33.63	25.27	32.99	34.31	33.63	37.57	34.67	31.25	35.6	40.72
22 - 23	37.1	33.19	34.69	33.24	33.08	36.7	34.87	33.9	35.97	41.44
23 - 24	35.83	31.71	34.88	34.34	36.55	34.61	35.1	34.23	34.8	42.52

Hour	Oct 2021							Week Day Avg	Weekend Avg	Week Day 85% Avg Speed
	Monday	Tuesday	Wednesday	Thursday	Friday	Saturday	Sunday			
0 - 1	36.66	37.11	24.57	33.56	35.88	34.31	35.49	32.49	34.88	44.1
1 - 2	34.31	24.46	12.45	34.64	36.48	36.22	37.37	23.29	36.67	40.58
2 - 3	32	12.99	13.03	36.71	40.03	36.83	37.46	15.45	37.25	36.76
3 - 4	46	15.3	22.46	34	32.29	37.52	39.71	16.12	38.4	39.38
4 - 5	36.17	28.88	13.78	35.32	31.59	36.78	34.82	23.01	36.03	41.06
5 - 6	15.32	33.33	18.21	33.53	33.13	35.75	30.89	22.37	34	40.44
6 - 7	22.68	30.35	26.69	29.09	21.22	33.34	39.16	24.86	35.65	38.72
7 - 8	30.94	30.24	30.37	29.63	28.27	33.77	37.65	29.82	35.32	39.58
8 - 9	30.8	31.23	30.54	31.72	31.17	20.79	23.75	31.09	21.6	39.04
9 - 10	31.1	30.74	30.3	31.12	30.96	25.49	18.09	30.85	20.51	39.28
10 - 11	30.03	31.07	30.47	30.87	31.07	32.25	20.71	30.72	24.81	39.8
11 - 12	30.78	30.87	30.57	31.19	30.83	30.63	24.26	30.84	26.88	39.08
12 - 13	31.24	31.09	31.89	31.53	32.11	31.13	34.15	31.6	32.46	40.16
13 - 14	31.09	31.05	31.14	30.97	31.77	28.82	34.02	31.23	31.15	39.12
14 - 15	28.82	30.78	31.39	31.57	31.81	24.41	33.92	30.91	28.22	39.42
15 - 16	31.38	32.25	30.97	32.42	32.35	25.08	34.63	31.89	28.88	39.58
16 - 17	32.51	31.84	32.29	32.09	33.1	26.76	33.82	32.41	29.58	39.68
17 - 18	31.36	32.35	32.23	32.94	33.66	30.64	34.25	32.56	32.17	39.82
18 - 19	33.54	32.78	32.94	32.85	33.28	31.7	33.9	33.08	32.62	39.76
19 - 20	32.95	33.22	33.06	32.63	33.47	34.04	33.72	33.08	33.9	39.64
20 - 21	32.8	32.11	33.38	33.56	33.68	34.44	33.88	33.17	34.21	40.28
21 - 22	33.85	31.53	35.02	34.41	34.32	36.01	34.25	33.84	35.1	42.14
22 - 23	35.35	24.39	24.69	34.58	34.29	35.78	35.05	29.76	35.41	40.8
23 - 24	34.28	28.92	25.71	35.22	34.56	35.12	36.45	31.27	35.61	41.96

Incoming Monthly Speeds
2022 Jan W & W non flashing

from Tue-Sep-21-2021-03-00-PM to Sun-Nov-14-2021-05-59-AM

Hour	Nov 2021							Week Day Avg	Weekend Avg	Week Day 85% Avg Speed
	Monday	Tuesday	Wednesday	Thursday	Friday	Saturday	Sunday			
0 - 1	34.44	36.08	34.33	35.64	36.17	33.92	33.71	35.37	33.81	43.9
1 - 2	38.35	34.52	34.82	36.46	35.47	34.56	34.35	35.82	34.47	46.42
2 - 3	37	31.85	37.94	33.33	37.76	34.57	36.7	35.96	35.65	45.18
3 - 4	24.5	31.29	32	28.25	33.92	33.4	36.89	31.61	35.3	35.66
4 - 5	25.4	28.67	29.75	32.83	33.22	31.79	34.92	30.47	33.23	38.66
5 - 6	34.86	35.7	35.88	38.91	35.45	32	34	36.11	33	41.66
6 - 7	31.47	34.5	32.9	32.37	34.29	35.5	37	33.18	35.71	44.16
7 - 8	29.5	29.76	26.3	30.07	33.85	35.23	34.67	29.73	35.05	40.82
8 - 9	30.91	31.79	31.01	30.28	33.15	37.64	32	31.33	36.43	40.54
9 - 10	31.25	31.27	31.44	30.58	30.84	33.67	34.5	31.08	33.8	38.9
10 - 11	30.26	30.82	30.82	31.13	31.43	32.65	34.74	30.88	33.08	39.08
11 - 12	30.98	30.62	30.37	30.68	31.04	32.08	33.19	30.73	32.34	39.22
12 - 13	31.1	31.52	30.37	30.14	30.89	32.86	33.74	30.82	33.13	38.6
13 - 14	32.34	31.57	31.26	31.59	32.12	32.89	32.49	31.78	32.76	39.6
14 - 15	31.02	31.43	31.48	30.56	31.27	33.25	33.94	31.16	33.46	38.88
15 - 16	30.73	31.23	31.03	31.09	30.41	33.83	33.59	30.89	33.75	38.7
16 - 17	32.6	32.13	31.02	31.95	31.56	33.11	33.57	31.85	33.26	39.14
17 - 18	32.78	31.46	31.65	32.5	32.72	33.84	33.26	32.23	33.65	39.36
18 - 19	31.76	31.09	30.87	30.65	32.13	33.8	32.19	31.29	33.31	38.26
19 - 20	31.08	30.61	30.85	30.93	31.36	33	32.41	30.96	32.87	37.3
20 - 21	31.85	31.7	31.96	32.2	32.2	32.62	33.4	31.98	32.84	38.54
21 - 22	32.92	32.34	33.45	32.47	34.21	34.12	33.79	33.04	34.03	39.88
22 - 23	34.25	33.87	33.91	34.08	33.97	33.71	33	34.01	33.55	41.24
23 - 24	34.03	33.98	33.43	33.16	33.9	34.15	34.93	33.68	34.37	41.18

Incoming Weekly EightyFifthSpeeds
 2022 Jan W & W non flashing

from Tue-Sep-21-2021-03-00-PM to Sun-Nov-14-2021-05-59-AM

	20/09/2021	to	26/09/2021							
	Monday	Tuesday	Wednesday	Thursday	Friday	Saturday	Sunday	Week	Weekend	Week Day 85%
Hour	20/09/2021	21/09/2021	22/09/2021	23/09/2021	24/09/2021	25/09/2021	26/09/2021	Day Avg	Avg	Avg Speed
0 - 1	*	*	44.2	45	48.8	55	43.8	46	49.4	46
1 - 2	*	*	45	50	50	50	44	48.33	47	48.33
2 - 3	*	*	30	45	45	51.7	47.5	40	49.6	40
3 - 4	*	*	42.5	55	40	35	40	45.83	37.5	45.83
4 - 5	*	*	42.5	40	42.5	40	40	41.67	40	41.67
5 - 6	*	*	40	45	43.3	50	40	42.77	45	42.77
6 - 7	*	*	41.7	38.6	47.5	40	48.3	42.6	44.15	42.6
7 - 8	*	*	46	42.5	38.3	45	50	42.27	47.5	42.27
8 - 9	*	*	41.3	39.4	40.4	37.5	45	40.37	41.25	40.37
9 - 10	*	*	39.3	38.8	39	45	41.5	39.03	43.25	39.03
10 - 11	*	*	39.7	38.3	39.8	41.1	44.3	39.27	42.7	39.27
11 - 12	*	*	41.4	41.5	38.3	41.2	42.2	40.4	41.7	40.4
12 - 13	*	*	41.2	39.6	40.7	39.6	41.5	40.5	40.55	40.5
13 - 14	*	*	39.8	39.3	40	41.7	42.9	39.7	42.3	39.7
14 - 15	*	*	39.8	41.3	39.5	41.8	42.8	40.2	42.3	40.2
15 - 16	*	41.1	39.4	41	39.7	43.2	41.8	40.3	42.5	40.3
16 - 17	*	38.9	39.4	38.6	39.5	43	39.6	39.1	41.3	39.1
17 - 18	*	39.8	39.9	41.9	40.8	42.3	41.5	40.6	41.9	40.6
18 - 19	*	38.9	41.1	39.2	40.6	40.9	42.9	39.95	41.9	39.95
19 - 20	*	39.8	40.9	41.2	41	43.3	43.8	40.72	43.55	40.72
20 - 21	*	39.3	39.4	39.3	39.6	39.8	40.5	39.4	40.15	39.4
21 - 22	*	40	40.4	41.4	40	44.3	40	40.45	42.15	40.45
22 - 23	*	39.6	41.9	39.3	39.5	47.5	42	40.08	44.75	40.08
23 - 24	*	40	40	41.7	45	43	43.3	41.68	43.15	41.68
Totals	0	357.4	976.8	1002.9	998.8	1041.9	1029.2			
% of Total	0%	6.61%	18.07%	18.55%	18.47%	19.27%	19.03%			

Incoming Weekly EightyFifthSpeeds
 2022 Jan W & W non flashing

from Tue-Sep-21-2021-03-00-PM to Sun-Nov-14-2021-05-59-AM

	27/09/2021	to	03/10/2021							
	Monday	Tuesday	Wednesday	Thursday	Friday	Saturday	Sunday	Week	Weekend	Week Day 85%
Hour	27/09/2021	28/09/2021	29/09/2021	30/09/2021	01/10/2021	02/10/2021	03/10/2021	Day Avg	Avg	Avg Speed
0 - 1	50	45	41.7	47.5	44.2	41.2	42.5	45.68	41.85	45.68
1 - 2	37.5	45	47.5	52.5	47.5	46.2	41.7	46	43.95	46
2 - 3	25	65	0	70	48.3	48.3	48	52.08	48.15	52.08
3 - 4	0	40	30	50	35	65	50	38.75	57.5	38.75
4 - 5	40	40	37.5	50	45	40	40	42.5	40	42.5
5 - 6	38.3	50	35	50	40	45	0	42.66	45	42.66
6 - 7	46.2	45	40	34.2	42.5	45	55	41.58	50	41.58
7 - 8	19.2	40	45	39.4	40	46.7	37.5	36.72	42.1	36.72
8 - 9	19.5	39	38.2	38.7	39.5	50	46.7	34.98	48.35	34.98
9 - 10	36.2	39.1	39.4	38.8	39.1	44.4	41.2	38.52	42.8	38.52
10 - 11	39.5	37.9	39.3	42	38.8	42.1	43.8	39.5	42.95	39.5
11 - 12	39.7	41.7	37.6	38.3	38.3	36.7	41.1	39.12	38.9	39.12
12 - 13	40	39.5	38.3	41.5	41.2	36.8	39.7	40.1	38.25	40.1
13 - 14	40.5	36.7	39	39.4	40.8	33.2	39.8	39.28	36.5	39.28
14 - 15	40.3	39.5	39.4	38.8	40	17.8	40.6	39.6	29.2	39.6
15 - 16	40.6	40.3	39.5	40.6	40	18.4	42.1	40.2	30.25	40.2
16 - 17	42.6	40.5	39.6	40.3	39.3	18.6	40.7	40.46	29.65	40.46
17 - 18	41	40.4	41.1	40	42	38.2	40.9	40.9	39.55	40.9
18 - 19	39.9	39.9	39.8	39.1	40.4	40.3	42.7	39.82	41.5	39.82
19 - 20	40.9	39.6	39.9	39.8	40	39.6	42.3	40.04	40.95	40.04
20 - 21	36.2	18	39.3	39.8	42	38.6	41.7	35.06	40.15	35.06
21 - 22	42.2	36.3	43.6	41.9	42.2	42.5	46	41.24	44.25	41.24
22 - 23	46.2	38.6	43.3	41.2	40.8	43.6	47	42.02	45.3	42.02
23 - 24	42.9	41	44.2	40.8	40	44.3	37.5	41.78	40.9	41.78
Totals	884.4	978	918.2	1034.6	986.9	962.5	988.5			
% of Total	13.1%	14.48%	13.6%	15.32%	14.61%	14.25%	14.64%			

Incoming Weekly EightyFifthSpeeds
2022 Jan W & W non flashing

from Tue-Sep-21-2021-03-00-PM to Sun-Nov-14-2021-05-59-AM

	04/10/2021	to	10/10/2021							
	Monday	Tuesday	Wednesday	Thursday	Friday	Saturday	Sunday	Week	Weekend	Week Day 85%
Hour	04/10/2021	05/10/2021	06/10/2021	07/10/2021	08/10/2021	09/10/2021	10/10/2021	Day Avg	Avg	Avg Speed
0 - 1	45	45	41.7	42.5	42.5	42.5	43.3	43.34	42.9	43.34
1 - 2	45	20	40	37.5	40	43	52.5	36.5	47.75	36.5
2 - 3	65	16.1	40	60	50	47.5	40	46.22	43.75	46.22
3 - 4	65	19.4	35	0	60	38.8	60	44.85	49.4	44.85
4 - 5	45	37.5	40	45	45	35	0	42.5	35	42.5
5 - 6	13.7	43.8	43.8	40	41.7	45	55	36.6	50	36.6
6 - 7	30	40	34.4	40	45	35	47.5	37.88	41.25	37.88
7 - 8	39.4	39	41.7	39	40	35	45	39.82	40	39.82
8 - 9	38.7	36.8	39.4	39.1	39.5	44.4	43.3	38.7	43.85	38.7
9 - 10	39.2	38.8	38.9	39.9	39.3	43.8	43.1	39.22	43.45	39.22
10 - 11	41.4	39.1	38.2	39	42.5	40.5	41.7	40.04	41.1	40.04
11 - 12	39.3	38.6	39.3	38.7	38.9	40.4	40.5	38.96	40.45	38.96
12 - 13	39.8	41.7	39.8	40.8	41.3	39.3	41.9	40.68	40.6	40.68
13 - 14	38.4	39	39.1	39.6	39.6	39	40.9	39.14	39.95	39.14
14 - 15	40.2	38.6	38.2	40.7	39.2	42.9	41.5	39.38	42.2	39.38
15 - 16	38.2	39.4	39.7	39.5	39.7	40	42.9	39.3	41.45	39.3
16 - 17	40.3	38.3	40.3	39	39.9	43.2	41.8	39.56	42.5	39.56
17 - 18	39	39.9	39.4	40.9	40.2	40.6	39.6	39.88	40.1	39.88
18 - 19	41.3	39.4	39.6	39.8	40.2	40.3	41.2	40.06	40.75	40.06
19 - 20	39.5	40.5	40.4	38.7	40.5	41.9	41.1	39.92	41.5	39.92
20 - 21	39.1	37.4	39.9	39.4	40.9	39.4	41.2	39.34	40.3	39.34
21 - 22	40.8	41.1	43.6	44.5	44.1	46.7	40	42.82	43.35	42.82
22 - 23	43	40.8	44.2	40	39.4	47.5	45	41.48	46.25	41.48
23 - 24	40	45	44.2	41.7	43.6	44.3	47.5	42.9	45.9	42.9
Totals	986.3	895.2	960.8	945.3	1013	996	1016.5			
% of Total	14.48%	13.14%	14.1%	13.87%	14.87%	14.62%	14.92%			

Incoming Weekly EightyFifthSpeeds
2022 Jan W & W non flashing

from Tue-Sep-21-2021-03-00-PM to Sun-Nov-14-2021-05-59-AM

	11/10/2021	to	17/10/2021							
	Monday	Tuesday	Wednesday	Thursday	Friday	Saturday	Sunday	Week	Weekend	Week Day 85%
Hour	11/10/2021	12/10/2021	13/10/2021	14/10/2021	15/10/2021	16/10/2021	17/10/2021	Day Avg	Avg	Avg Speed
0 - 1	48.3	50	44	50	42.5	41.2	48	46.96	44.6	46.96
1 - 2	40	45	35	50	42.5	44.2	47.5	42.5	45.85	42.5
2 - 3	40	45	45	40	45	55	45	43	50	43
3 - 4	40	55	37.5	35	47.5	45	55	43	50	43
4 - 5	40	43.8	40	40	45	35	0	41.76	35	41.76
5 - 6	42.5	42.5	43.3	45	42.5	50	40	43.16	45	43.16
6 - 7	40	52.5	45	38.8	50	45	50	45.26	47.5	45.26
7 - 8	40	45	40	42.1	39	45	40	41.22	42.5	41.22
8 - 9	39.2	39	39.4	39.4	37.4	42.5	40	38.88	41.25	38.88
9 - 10	39.7	38.5	38.4	39.2	39.8	43.5	37.5	39.12	40.5	39.12
10 - 11	39.4	40	41.2	41.5	41.2	42.3	45	40.66	43.65	40.66
11 - 12	37.1	40	38.8	39.8	39.8	42.1	40.6	39.1	41.35	39.1
12 - 13	39.1	39	42.9	40.3	40.7	40	41.7	40.4	40.85	40.4
13 - 14	38.3	39.1	38.5	36.5	39.2	41.9	41.1	38.32	41.5	38.32
14 - 15	38.6	38.4	39	38.3	40.8	41.5	41.9	39.02	41.7	39.02
15 - 16	40.5	38.9	38.6	40.6	39.1	41.1	43.4	39.54	42.25	39.54
16 - 17	39	38.5	39.5	39.4	39.9	42.2	40.4	39.26	41.3	39.26
17 - 18	39.5	40.4	39.6	39.5	40.8	42.1	42.9	39.96	42.5	39.96
18 - 19	39.8	39	39.2	40.3	40.8	41.9	40.4	39.82	41.15	39.82
19 - 20	39.5	39.4	41.2	39.6	39	41.8	39.6	39.74	40.7	39.74
20 - 21	41.7	38.8	41.1	39.7	41.4	41.4	44.1	40.54	42.75	40.54
21 - 22	42.5	38.3	45	42	39.8	44.3	43.6	41.52	43.95	41.52
22 - 23	45	40	38.5	42.5	41.7	40	40	41.54	40	41.54
23 - 24	40	42.9	44	42.1	41.2	41.4	45	42.04	43.2	42.04
Totals	969.7	1009	974.7	981.6	996.6	1030.4	992.7			
% of Total	13.94%	14.51%	14.01%	14.11%	14.33%	14.82%	14.27%			

	18/10/2021	to	24/10/2021							
	Monday	Tuesday	Wednesday	Thursday	Friday	Saturday	Sunday	Week	Weekend	Week Day 85%
Hour	18/10/2021	19/10/2021	20/10/2021	21/10/2021	22/10/2021	23/10/2021	24/10/2021	Day Avg	Avg	Avg Speed
0 - 1	48.3	45	28	36.2	44.2	43.8	39.6	40.34	41.7	40.34
1 - 2	45	50	9.6	40	43.3	40	50	37.58	45	37.58
2 - 3	40	35	9.5	45	43.3	47.5	50	34.56	48.75	34.56
3 - 4	50	20	35	40	40	45	40	37	42.5	37
4 - 5	45	45	10.8	40	45	47.5	0	37.16	47.5	37.16
5 - 6	40	41.7	13.3	45	50	40	35	38	37.5	38
6 - 7	38.8	47.5	37.5	40	40	37.5	50	40.76	43.75	40.76
7 - 8	41	37.1	38.8	41.7	43.3	45	55	40.38	50	40.38
8 - 9	38.2	39	36.7	38.3	39.2	44.2	46.7	38.28	45.45	38.28
9 - 10	41	39	37.9	38.5	39.9	40.8	42.5	39.26	41.65	39.26
10 - 11	38.6	41.2	40.9	39.3	42.5	40	45	40.5	42.5	40.5
11 - 12	41.1	38.1	39.8	39.1	36.9	41.7	40.8	39	41.25	39
12 - 13	38.3	38.8	39.8	39	42.6	41.2	42.7	39.7	41.95	39.7
13 - 14	40.5	38.9	39.8	39.6	39.1	39.3	41.5	39.58	40.4	39.58
14 - 15	37.4	41.1	39.3	39.5	39.8	43.3	43.1	39.42	43.2	39.42
15 - 16	39.1	39.7	41.2	41.6	39.3	40.5	43.6	40.18	42.05	40.18
16 - 17	39.8	39.2	38.8	38.8	41	42	40.4	39.52	41.2	39.52
17 - 18	39.1	39.2	39.5	39.9	40	43.3	43.4	39.54	43.35	39.54
18 - 19	39.8	40.9	39.9	38.9	39.7	41.9	42.8	39.84	42.35	39.84
19 - 20	39.3	39.1	39.9	39.3	39.8	42.6	42.3	39.48	42.45	39.48
20 - 21	39.8	40	39.8	40.3	41.9	42.1	42.9	40.36	42.5	40.36
21 - 22	41.2	39.2	41.7	40	43.1	42.9	41.9	41.04	42.4	41.04
22 - 23	42.1	31.5	29.4	42.5	44	45	43	37.9	44	37.9
23 - 24	45	34.7	33	42.5	40.8	40.8	42.5	39.2	41.65	39.2
Totals	988.4	940.9	799.9	965	998.7	1017.9	1004.7			
% of Total	14.72%	14.01%	11.91%	14.37%	14.87%	15.16%	14.96%			

	25/10/2021	to	31/10/2021							
	Monday	Tuesday	Wednesday	Thursday	Friday	Saturday	Sunday	Week	Weekend	Week Day 85%
Hour	25/10/2021	26/10/2021	27/10/2021	28/10/2021	29/10/2021	30/10/2021	31/10/2021	Day Avg	Avg	Avg Speed
0 - 1	45	43.8	44.2	46.2	47.9	41.7	46	45.42	43.85	45.42
1 - 2	45	46.7	45	50	50	46.2	47.5	47.34	46.85	47.34
2 - 3	25	45	45	51.7	50	43.3	53.3	43.34	48.3	43.34
3 - 4	0	35	50	60	17.5	45	50	40.62	47.5	40.62
4 - 5	40	42.5	45	42.5	37.5	40	47.5	41.5	43.75	41.5
5 - 6	40	45	47.5	45	40	40	40	43.5	40	43.5
6 - 7	40	39.2	35	37.5	19.4	40	50	34.22	45	34.22
7 - 8	38.8	37.9	40	38	33.3	45	50	37.6	47.5	37.6
8 - 9	40.3	38.6	40.6	41.4	40.5	17.1	19.2	40.28	18.15	40.28
9 - 10	40.8	39.3	39.7	41.4	39	26.4	19.3	40.04	22.85	40.04
10 - 11	37.8	39.7	38.6	37.8	37.3	41.2	19.7	38.24	30.45	38.24
11 - 12	38.8	39.5	38.6	41.9	37.6	40.8	23.9	39.28	32.35	39.28
12 - 13	39.6	40.8	39.2	39.2	39.6	39.6	43.2	39.68	41.4	39.68
13 - 14	38.3	39.2	39.5	39.3	39.7	42.2	42.6	39.2	42.4	39.2
14 - 15	39.3	40.6	39.6	40.9	40	42	42.2	40.08	42.1	40.08
15 - 16	39.6	38.8	38.6	41	39.1	43.5	39.8	39.42	41.65	39.42
16 - 17	41.4	39.5	41.4	41.6	41.8	42.1	41.9	41.14	42	41.14
17 - 18	39.5	40.2	38.8	39.5	41.2	39.6	41	39.84	40.3	39.84
18 - 19	39.4	39.7	40.5	39.5	39	40.7	40.8	39.62	40.75	39.62
19 - 20	39.7	39.2	39.3	39.9	38.6	41.1	40.8	39.34	40.95	39.34
20 - 21	40.6	40	40.6	41.9	41.7	43.4	39.1	40.96	41.25	40.96
21 - 22	43.6	46.2	43.9	41.9	39.6	42.5	41.7	43.04	42.1	43.04
22 - 23	45	40	43.5	41.9	41.7	42.5	41.4	42.42	41.95	42.42
23 - 24	46.7	43.6	40.7	43	43.8	40	48	43.56	44	43.56
Totals	924.2	980	994.8	1023	935.8	965.9	968.9			
% of Total	13.61%	14.43%	14.65%	15.06%	13.78%	14.22%	14.26%			

Incoming Weekly EightyFifthSpeeds
2022 Jan W & W non flashing

from Tue-Sep-21-2021-03-00-PM to Sun-Nov-14-2021-05-59-AM

	01/11/2021	to	07/11/2021							
	Monday	Tuesday	Wednesday	Thursday	Friday	Saturday	Sunday	Week	Weekend	Week Day 85%
Hour	01/11/2021	02/11/2021	03/11/2021	04/11/2021	05/11/2021	06/11/2021	07/11/2021	Day Avg	Avg	Avg Speed
0 - 1	43.8	45	43.5	43.1	42.5	43.8	40.6	43.58	42.2	43.58
1 - 2	45	45	45	45	39.1	42.5	46.7	43.82	44.6	43.82
2 - 3	50	37.5	45	37.5	42.5	46.2	47.5	42.5	46.85	42.5
3 - 4	30	25	40	30	35	45	42.5	32	43.75	32
4 - 5	38.3	35	35	40	50	40	50	39.66	45	39.66
5 - 6	40	38.3	37.5	45	42.5	35	40	40.66	37.5	40.66
6 - 7	40	47.5	38.3	40	40	40	40	41.16	40	41.16
7 - 8	42.5	43.3	36.7	40	42.5	45	40	41	42.5	41
8 - 9	39.2	41	41	37.5	40	60	35	39.74	47.5	39.74
9 - 10	39.4	38.8	39.8	38.3	39.2	43.8	38.6	39.1	41.2	39.1
10 - 11	38.6	39.7	39.3	38.4	39.8	38.3	45	39.16	41.65	39.16
11 - 12	39	38.3	38.6	39.6	41.5	39.8	39.6	39.4	39.7	39.4
12 - 13	41.2	39.1	38.2	38.2	37.5	40.3	40	38.84	40.15	38.84
13 - 14	41.2	38.4	38.1	39.1	39.8	40.3	39.1	39.32	39.7	39.32
14 - 15	38.7	39.5	39.1	37.5	40.2	38.8	42.4	39	40.6	39
15 - 16	38.6	38.9	38.2	38.6	39	40.8	40.3	38.66	40.55	38.66
16 - 17	39.1	41.4	38.1	38.3	39.5	38.7	39.7	39.28	39.2	39.28
17 - 18	40.7	39.1	37.6	39.3	40	40.8	40.3	39.34	40.55	39.34
18 - 19	38.8	37.9	36.8	37.7	40.5	39.8	39.4	38.34	39.6	38.34
19 - 20	37.9	37.1	36.8	38.1	37.6	38.7	39.7	37.5	39.2	37.5
20 - 21	39.3	38.2	38.3	39	38.8	39.6	40.6	38.72	40.1	38.72
21 - 22	39.5	39	39.4	39.5	40.5	40.5	42.1	39.58	41.3	39.58
22 - 23	40	41.9	42.7	41.3	43.1	40	40	41.8	40	41.8
23 - 24	38.8	42.2	42.5	39	43	42.5	42	41.1	42.25	41.1
Totals	959.6	947.1	945.5	940	974.1	1000.2	991.1			
% of Total	14.2%	14.02%	13.99%	13.91%	14.41%	14.8%	14.67%			

Incoming Weekly EightyFifthSpeeds
2022 Jan W & W non flashing

from Tue-Sep-21-2021-03-00-PM to Sun-Nov-14-2021-05-59-AM

	08/11/2021	to	14/11/2021							
	Monday	Tuesday	Wednesday	Thursday	Friday	Saturday	Sunday	Week	Weekend	Week Day 85%
Hour	08/11/2021	09/11/2021	10/11/2021	11/11/2021	12/11/2021	13/11/2021	14/11/2021	Day Avg	Avg	Avg Speed
0 - 1	41.7	45	43.3	47.5	44.3	44	42.2	44.36	43.1	44.36
1 - 2	51.7	45	50	47	45	43	40	47.74	41.5	47.74
2 - 3	50	40	50	40	55	42.5	44	47	43.25	47
3 - 4	25	40	37.5	45	45	45	45	38.5	45	38.5
4 - 5	0	30	45	30	35	33.8	40	35	36.9	35
5 - 6	45	45	40	45	38.3	40	40	42.66	40	42.66
6 - 7	40	50	43.3	51.7	40	45	*	45	45	45
7 - 8	45	40	38.3	39	42.5	42.5	*	40.96	42.5	40.96
8 - 9	40	39.7	42.1	38.1	43.8	47.5	*	40.74	47.5	40.74
9 - 10	38.7	39	39.2	37.2	39.6	41	*	38.74	41	38.74
10 - 11	38.9	39.4	38.4	39.5	38.7	41.9	*	38.98	41.9	38.98
11 - 12	39.6	40	39.3	38	38.4	39.8	*	39.06	39.8	39.06
12 - 13	38.5	39.2	37.2	38.1	38.3	39	*	38.26	39	38.26
13 - 14	40	39.3	40.5	40.4	39.8	40.3	*	40	40.3	40
14 - 15	38.7	37.8	39.8	39.2	38.4	41.2	*	38.78	41.2	38.78
15 - 16	38.5	39.1	39.2	39.5	37.4	40.8	*	38.74	40.8	38.74
16 - 17	40.6	39	39.2	39.1	37.8	42.2	*	39.14	42.2	39.14
17 - 18	39.7	38.8	39.5	39.4	39.6	41.7	*	39.4	41.7	39.4
18 - 19	38.2	38.9	38.6	36.7	38.4	42	*	38.16	42	38.16
19 - 20	37.6	36.8	37.3	36.1	37.7	39.1	*	37.1	39.1	37.1
20 - 21	38.2	38.4	39.1	37.9	38.4	38.7	*	38.4	38.7	38.4
21 - 22	38.7	38.9	43.1	38.6	40.6	40.8	*	39.98	40.8	39.98
22 - 23	38.5	41.4	39.4	43.6	39.5	40.7	*	40.48	40.7	40.48
23 - 24	43.8	40.7	41.2	38.8	40	44	*	40.9	44	40.9
Totals	926.6	961.4	980.5	965.4	971.5	996.5	251.2			
% of Total	15.31%	15.88%	16.2%	15.95%	16.05%	16.46%	4.15%			

Hour	Sep 2021							Week Day Avg	Weekend Avg	Week Day 85% Avg Speed
	Monday	Tuesday	Wednesday	Thursday	Friday	Saturday	Sunday			
0 - 1	50	45	43.3	48	48.8	55	43.8	47.02	49.4	47.02
1 - 2	37.5	45	46.7	51.7	50	50	44	46.18	47	46.18
2 - 3	25	65	30	67.5	45	51.7	47.5	46.5	49.6	46.5
3 - 4	0	40	40	50	40	35	40	42.5	37.5	42.5
4 - 5	40	40	42.5	45	42.5	40	40	42	40	42
5 - 6	38.3	50	37.5	50	43.3	50	40	43.82	45	43.82
6 - 7	46.2	45	42	36.8	47.5	40	48.3	43.5	44.15	43.5
7 - 8	19.2	40	45.6	40	38.3	45	50	36.62	47.5	36.62
8 - 9	19.5	39	39.4	39	40.4	37.5	45	35.46	41.25	35.46
9 - 10	36.2	39.1	39.3	38.8	39	45	41.5	38.48	43.25	38.48
10 - 11	39.5	37.9	39.4	39.9	39.8	41.1	44.3	39.3	42.7	39.3
11 - 12	39.7	41.7	39.1	39.6	38.3	41.2	42.2	39.68	41.7	39.68
12 - 13	40	39.5	39.7	40.4	40.7	39.6	41.5	40.06	40.55	40.06
13 - 14	40.5	36.7	39.4	39.5	40	41.7	42.9	39.22	42.3	39.22
14 - 15	40.3	39.5	39.8	39.7	39.5	41.8	42.8	39.76	42.3	39.76
15 - 16	40.6	40.7	39.4	40.8	39.7	43.2	41.8	40.24	42.5	40.24
16 - 17	42.6	39.6	39.6	39.4	39.5	43	39.6	40.14	41.3	40.14
17 - 18	41	40	40.4	41.2	40.8	42.3	41.5	40.68	41.9	40.68
18 - 19	39.9	39.4	40.5	39.2	40.6	40.9	42.9	39.92	41.9	39.92
19 - 20	40.9	39.7	40.4	40.3	41	43.3	43.8	40.46	43.55	40.46
20 - 21	36.2	30.7	39.5	39.5	39.6	39.8	40.5	37.1	40.15	37.1
21 - 22	42.2	38	41.7	41.7	40	44.3	40	40.72	42.15	40.72
22 - 23	46.2	39.4	42.5	39.6	39.5	47.5	42	41.44	44.75	41.44
23 - 24	42.9	40.5	43.1	41.1	45	43	43.3	42.52	43.15	42.52

Hour	Oct 2021							Week Day Avg	Weekend Avg	Week Day 85% Avg Speed
	Monday	Tuesday	Wednesday	Thursday	Friday	Saturday	Sunday			
0 - 1	46.9	45	40	44.2	44.4	42.1	45	44.1	43.55	44.1
1 - 2	43.3	45	27.1	42.5	45	44.4	48.9	40.58	46.65	40.58
2 - 3	40	16.6	27	51.2	49	48.1	48.8	36.76	48.45	36.76
3 - 4	50	19.4	37.5	40	50	44.4	55	39.38	49.7	39.38
4 - 5	45	42.5	31.7	43	43.1	45	45	41.06	45	41.06
5 - 6	33	43	38.8	43.9	43.5	47.5	40	40.44	43.75	40.44
6 - 7	36.9	43.3	37.5	38.8	37.1	42.5	49	38.72	45.75	38.72
7 - 8	39.8	39	39.8	40	39.3	46.2	47.5	39.58	46.85	39.58
8 - 9	39.1	38.5	39	39.5	39.1	38.4	41	39.04	39.7	39.04
9 - 10	39.9	38.8	38.7	39.6	39.4	40.4	24.7	39.28	32.55	39.28
10 - 11	39.3	40	39.5	39.6	40.6	41.3	32.6	39.8	36.95	39.8
11 - 12	39.2	39	39.1	39.6	38.5	39.9	35.6	39.08	37.75	39.08
12 - 13	39.3	40.3	40.2	39.8	41.2	39.3	42	40.16	40.65	40.16
13 - 14	38.8	39.1	39.2	38.9	39.6	39.2	41.3	39.12	40.25	39.12
14 - 15	38.9	39.5	39	39.8	39.9	39	41.8	39.42	40.4	39.42
15 - 16	39.2	39.2	39.3	40.8	39.4	38.3	42.6	39.58	40.45	39.58
16 - 17	39.9	39	39.8	39.5	40.2	39.7	41.2	39.68	40.45	39.68
17 - 18	39.3	39.8	39.3	39.8	40.9	40.6	41.7	39.82	41.15	39.82
18 - 19	39.9	39.7	39.7	39.6	39.9	41	41.7	39.76	41.35	39.76
19 - 20	39.5	39.5	40.2	39.4	39.6	41.6	41.2	39.64	41.4	39.64
20 - 21	40.4	39	40.3	40.1	41.6	41.2	42.1	40.28	41.65	40.28
21 - 22	42.4	41.2	42.9	42.2	42	43.9	42.6	42.14	43.25	42.14
22 - 23	43.7	37.8	39.2	41.8	41.5	44.1	42.9	40.8	43.5	40.8
23 - 24	43.5	41.7	39.9	42.6	42.1	42.6	45.4	41.96	44	41.96

Hour	Nov 2021							Week Day Avg	Weekend Avg	Week Day 85% Avg Speed
	Monday	Tuesday	Wednesday	Thursday	Friday	Saturday	Sunday			
0 - 1	42	45	43.4	45	44.1	44.4	41.5	43.9	42.95	43.9
1 - 2	50	45	47.5	46.7	42.9	42.8	43.1	46.42	42.95	46.42
2 - 3	50	38.3	50	38.8	48.8	45	45.6	45.18	45.3	45.18
3 - 4	30	40	38.3	30	40	45	43.8	35.66	44.4	35.66
4 - 5	38.3	35	35	40	45	35	45	38.66	40	38.66
5 - 6	43.3	40	40	45	40	45	40	41.66	42.5	41.66
6 - 7	40	48.3	42.5	50	40	40	40	44.16	40	44.16
7 - 8	43	41.7	36.7	39.4	43.3	43.3	40	40.82	41.65	40.82
8 - 9	39.7	40	42.1	37.9	43	50	35	40.54	42.5	40.54
9 - 10	39	38.9	39.4	37.8	39.4	42.8	38.6	38.9	40.7	38.9
10 - 11	38.8	39.6	38.8	39	39.2	40	45	39.08	42.5	39.08
11 - 12	39.3	39.1	39.1	38.8	39.8	39.8	39.6	39.22	39.7	39.22
12 - 13	39.9	39.2	37.7	38.2	38	39.5	40	38.6	39.75	38.6
13 - 14	40.7	38.8	39.1	39.6	39.8	40.3	39.1	39.6	39.7	39.6
14 - 15	38.8	38.8	39.3	38.3	39.2	39.7	42.4	38.88	41.05	38.88
15 - 16	38.5	39.1	38.7	39	38.2	40.8	40.3	38.7	40.55	38.7
16 - 17	39.6	40.3	38.7	38.6	38.5	40	39.7	39.14	39.85	39.14
17 - 18	40	38.9	38.7	39.4	39.8	41.1	40.3	39.36	40.7	39.36
18 - 19	38.5	38.4	37.8	37.2	39.4	41	39.4	38.26	40.2	38.26
19 - 20	37.7	36.9	37.1	37.2	37.6	38.9	39.7	37.3	39.3	37.3
20 - 21	38.7	38.3	38.6	38.4	38.7	39.2	40.6	38.54	39.9	38.54
21 - 22	39.2	39.1	41.2	39.1	40.8	40.6	42.1	39.88	41.35	39.88
22 - 23	39.7	41.7	41.3	42.3	41.2	40.3	40	41.24	40.15	41.24
23 - 24	41.2	41.6	42.5	38.9	41.7	43.2	42	41.18	42.6	41.18

Starting Hour	Count	Average Speed of all Traffic	Violator Counts	Average Speed of Violators
00:00:00	0	N/A	N/A	N/A
01:00:00	0	N/A	N/A	N/A
02:00:00	0	N/A	N/A	N/A
03:00:00	0	N/A	N/A	N/A
04:00:00	0	N/A	N/A	N/A
05:00:00	0	N/A	N/A	N/A
06:00:00	0	N/A	N/A	N/A
07:00:00	0	N/A	N/A	N/A
08:00:00	0	N/A	N/A	N/A
09:00:00	0	N/A	N/A	N/A
10:00:00	0	N/A	N/A	N/A
11:00:00	0	N/A	N/A	N/A
12:00:00	0	N/A	N/A	N/A
13:00:00	0	N/A	N/A	N/A
14:00:00	0	N/A	N/A	N/A
15:00:00	89	7.2	26	41.0
16:00:00	188	4.9	61	40.0
17:00:00	199	4.6	66	40.2
18:00:00	242	3.4	79	39.3
19:00:00	229	3.8	81	40.1
20:00:00	132	7.1	37	40.3
21:00:00	86	9.9	33	41.7
22:00:00	64	8.0	24	38.3
23:00:00	67	11.6	25	41.7
00:00:00	28	19.6	14	42.1
01:00:00	12	29.0	8	44.4
02:00:00	3	35.8	2	40.0
03:00:00	7	30.4	3	40.8
04:00:00	2	37.5	1	42.5
05:00:00	7	33.2	3	40.8
06:00:00	21	20.5	6	42.5
07:00:00	32	22.3	11	46.1
08:00:00	108	8.8	44	41.6
09:00:00	186	5.1	56	40.4
10:00:00	153	6.0	47	40.8
11:00:00	99	9.8	28	41.4
12:00:00	120	7.9	39	41.6
13:00:00	112	6.3	36	39.3
14:00:00	166	5.5	51	40.4
15:00:00	158	5.3	62	39.6
16:00:00	170	5.5	49	40.5
17:00:00	177	5.0	65	40.0
18:00:00	247	4.0	114	40.6
19:00:00	204	4.3	85	39.6
20:00:00	150	6.2	59	40.2
21:00:00	96	7.6	34	39.6
22:00:00	61	13.2	27	41.0
23:00:00	37	15.6	13	40.6
00:00:00	21	22.0	8	42.5
01:00:00	8	39.4	5	44.5
02:00:00	7	31.8	2	55.0

Starting Hour	Count	Average Speed of all Traffic	Violator Counts	Average Speed of Violators
03:00:00	3	32.5	1	42.5
04:00:00	6	40.0	5	41.5
05:00:00	6	27.9	4	38.8
06:00:00	16	20.5	7	40.4
07:00:00	33	17.9	9	44.7
08:00:00	119	6.8	38	40.4
09:00:00	191	4.5	60	39.3
10:00:00	146	6.8	40	40.4
11:00:00	98	8.7	33	40.4
12:00:00	111	7.8	46	40.2
13:00:00	131	7.2	45	40.2
14:00:00	143	6.7	54	40.6
15:00:00	128	8.0	42	41.0
16:00:00	165	5.6	48	40.4
17:00:00	192	5.0	81	40.3
18:00:00	249	3.6	95	39.6
19:00:00	185	4.9	83	39.9
20:00:00	135	6.4	51	39.9
21:00:00	93	7.9	41	39.6
22:00:00	58	13.1	23	40.8
23:00:00	43	13.4	11	42.0
00:00:00	23	26.0	15	44.5
01:00:00	11	36.8	7	46.1
02:00:00	6	34.6	5	43.5
03:00:00	4	28.1	3	39.2
04:00:00	3	35.8	1	42.5
05:00:00	9	35.8	6	40.0
06:00:00	12	29.8	10	44.0
07:00:00	22	15.6	6	39.2
08:00:00	82	10.3	34	41.6
09:00:00	194	4.7	57	39.9
10:00:00	138	6.7	41	40.3
11:00:00	138	6.6	38	40.5
12:00:00	127	7.4	48	40.6
13:00:00	135	6.6	48	40.5
14:00:00	149	6.8	53	40.4
15:00:00	179	5.2	67	39.8
16:00:00	223	4.1	65	39.8
17:00:00	211	4.5	91	40.2
18:00:00	247	4.1	104	40.5
19:00:00	186	5.2	65	40.0
20:00:00	120	7.8	53	40.6
21:00:00	107	7.8	34	41.2
22:00:00	60	12.3	23	40.3
23:00:00	62	13.3	28	44.1
00:00:00	38	21.8	15	45.8
01:00:00	21	31.3	16	44.7
02:00:00	10	39.3	9	45.8
03:00:00	8	29.1	2	42.5
04:00:00	1	37.5	1	37.5
05:00:00	4	17.5	2	37.5

Starting Hour	Count	Average Speed of all Traffic	Violator Counts	Average Speed of Violators
06:00:00	4	43.8	3	49.2
07:00:00	8	26.9	6	39.2
08:00:00	27	18.2	7	43.2
09:00:00	47	15.0	25	42.1
10:00:00	87	10.1	37	41.4
11:00:00	113	7.5	43	40.6
12:00:00	137	5.6	42	39.6
13:00:00	138	6.2	56	41.1
14:00:00	134	5.8	68	39.9
15:00:00	116	8.7	62	41.1
16:00:00	132	7.8	54	41.9
17:00:00	126	7.3	59	41.3
18:00:00	133	5.5	65	39.7
19:00:00	132	6.9	63	40.8
20:00:00	76	11.7	39	40.8
21:00:00	45	14.9	26	40.6
22:00:00	39	19.3	22	43.9
23:00:00	44	17.5	22	43.9
00:00:00	33	18.0	19	42.5
01:00:00	27	22.6	15	43.2
02:00:00	23	22.7	10	45.0
03:00:00	5	29.0	2	40.0
04:00:00	7	28.6	2	37.5
05:00:00	6	34.2	3	42.5
06:00:00	4	28.1	2	42.5
07:00:00	21	23.5	11	45.2
08:00:00	33	18.3	18	41.7
09:00:00	73	11.6	31	43.0
10:00:00	88	10.1	36	41.7
11:00:00	103	9.7	48	41.7
12:00:00	109	7.9	43	40.6
13:00:00	142	6.0	69	40.6
14:00:00	132	6.3	75	40.4
15:00:00	110	8.0	54	40.8
16:00:00	114	7.7	46	40.3
17:00:00	116	7.9	45	40.6
18:00:00	129	6.7	55	40.5
19:00:00	102	9.3	58	41.7
20:00:00	88	8.6	38	39.7
21:00:00	63	12.0	20	41.5
22:00:00	46	13.3	25	40.3
23:00:00	19	21.2	9	40.8
00:00:00	13	29.2	9	42.5
01:00:00	9	28.1	5	40.5
02:00:00	3	15.0	0	0.0
03:00:00	0	N/A	N/A	N/A
04:00:00	2	35.0	1	42.5
05:00:00	9	30.0	5	38.5
06:00:00	20	27.6	8	43.8
07:00:00	42	13.6	10	41.5
08:00:00	521	1.5	14	40.7

Starting Hour	Count	Average Speed of all Traffic	Violator Counts	Average Speed of Violators
09:00:00	268	2.9	41	38.2
10:00:00	134	6.0	38	39.3
11:00:00	86	10.2	32	41.1
12:00:00	100	8.9	34	41.2
13:00:00	94	9.4	38	40.4
14:00:00	111	8.5	44	40.0
15:00:00	131	7.2	46	40.7
16:00:00	164	5.7	53	41.2
17:00:00	175	5.8	83	40.6
18:00:00	219	4.2	91	39.9
19:00:00	200	4.5	79	40.1
20:00:00	134	7.2	29	41.8
21:00:00	77	8.7	21	39.6
22:00:00	46	16.4	22	43.2
23:00:00	32	17.6	17	41.9
00:00:00	14	28.6	13	40.2
01:00:00	11	32.5	8	41.3
02:00:00	4	46.3	4	46.3
03:00:00	3	34.2	1	47.5
04:00:00	4	33.8	2	37.5
05:00:00	9	33.3	6	40.8
06:00:00	19	24.6	11	43.9
07:00:00	30	21.9	7	46.8
08:00:00	93	9.5	33	40.7
09:00:00	225	4.6	62	39.8
10:00:00	120	7.1	38	40.7
11:00:00	138	7.8	36	41.3
12:00:00	88	9.3	33	40.2
13:00:00	165	5.8	37	41.4
14:00:00	119	7.3	33	39.8
15:00:00	123	6.6	46	40.0
16:00:00	171	5.0	63	40.1
17:00:00	182	5.7	66	40.5
18:00:00	203	4.4	88	39.9
19:00:00	201	4.6	78	39.6
20:00:00	381	2.1	15	41.5
21:00:00	227	2.9	14	39.6
22:00:00	52	11.4	16	40.6
23:00:00	46	12.9	14	40.0
00:00:00	20	17.3	4	42.5
01:00:00	12	29.2	8	42.5
02:00:00	0	N/A	N/A	N/A
03:00:00	4	19.4	0	0.0
04:00:00	1	37.5	1	37.5
05:00:00	9	23.6	2	37.5
06:00:00	20	21.9	7	43.2
07:00:00	22	20.0	6	44.2
08:00:00	101	7.6	29	40.1
09:00:00	208	4.7	77	39.6
10:00:00	144	5.5	41	39.2
11:00:00	110	6.7	29	39.4

Starting Hour	Count	Average Speed of all Traffic	Violator Counts	Average Speed of Violators
12:00:00	113	7.5	28	40.2
13:00:00	107	7.5	29	40.3
14:00:00	119	7.8	36	41.1
15:00:00	132	6.7	47	39.7
16:00:00	167	5.8	59	39.9
17:00:00	189	5.9	73	40.7
18:00:00	213	5.0	88	40.2
19:00:00	193	5.1	77	40.4
20:00:00	123	7.0	40	40.3
21:00:00	75	11.2	28	42.0
22:00:00	48	13.7	19	42.2
23:00:00	54	14.0	22	42.3
00:00:00	26	23.7	12	45.0
01:00:00	14	32.5	8	45.6
02:00:00	4	41.3	3	45.8
03:00:00	4	38.8	2	57.5
04:00:00	4	42.5	3	45.8
05:00:00	8	38.1	5	42.5
06:00:00	29	13.9	5	45.5
07:00:00	46	10.6	8	39.4
08:00:00	92	9.6	29	40.6
09:00:00	190	4.6	57	39.2
10:00:00	141	7.8	53	41.6
11:00:00	100	8.3	30	39.3
12:00:00	87	9.6	30	40.3
13:00:00	125	7.0	39	40.2
14:00:00	122	7.4	48	39.7
15:00:00	133	6.4	39	40.4
16:00:00	151	5.8	60	40.3
17:00:00	190	5.1	64	40.5
18:00:00	209	4.4	77	39.8
19:00:00	201	4.6	80	39.6
20:00:00	123	5.3	37	39.1
21:00:00	71	11.2	35	41.4
22:00:00	70	9.8	28	40.2
23:00:00	50	14.2	21	41.8
00:00:00	26	23.0	15	43.8
01:00:00	29	22.5	15	42.8
02:00:00	9	36.4	4	43.8
03:00:00	3	42.5	2	50.0
04:00:00	6	36.7	3	42.5
05:00:00	8	32.8	6	40.0
06:00:00	13	29.8	5	44.5
07:00:00	29	16.0	13	39.0
08:00:00	89	9.5	29	40.6
09:00:00	182	4.9	51	40.0
10:00:00	150	6.0	45	39.9
11:00:00	107	7.3	32	39.5
12:00:00	115	6.7	42	39.8
13:00:00	126	7.8	37	41.0
14:00:00	153	6.0	57	41.0

Starting Hour	Count	Average Speed of all Traffic	Violator Counts	Average Speed of Violators
15:00:00	143	6.8	39	40.8
16:00:00	170	5.1	68	39.5
17:00:00	187	4.6	87	40.3
18:00:00	208	5.0	84	40.1
19:00:00	195	4.7	90	39.7
20:00:00	144	6.2	61	40.5
21:00:00	84	9.2	38	41.4
22:00:00	48	12.4	22	39.8
23:00:00	47	14.9	23	39.7
00:00:00	41	12.6	17	39.9
01:00:00	25	23.0	19	40.9
02:00:00	7	26.4	3	47.5
03:00:00	3	45.8	2	52.5
04:00:00	2	40.0	2	40.0
05:00:00	3	37.5	2	40.0
06:00:00	4	30.0	1	42.5
07:00:00	7	30.7	3	44.2
08:00:00	17	36.5	11	45.2
09:00:00	51	15.7	26	42.3
10:00:00	67	12.6	30	42.2
11:00:00	125	7.4	40	39.9
12:00:00	211	3.6	34	38.7
13:00:00	229	3.7	34	39.7
14:00:00	499	1.5	14	39.6
15:00:00	396	1.7	12	40.0
16:00:00	457	1.3	12	38.3
17:00:00	196	4.0	45	40.4
18:00:00	144	5.5	39	40.1
19:00:00	132	6.2	37	42.0
20:00:00	93	7.5	36	39.2
21:00:00	55	13.0	20	41.3
22:00:00	27	20.6	10	42.0
23:00:00	34	19.3	20	41.0
00:00:00	24	21.9	11	40.2
01:00:00	22	26.0	13	41.0
02:00:00	19	25.5	11	45.2
03:00:00	7	25.4	3	44.2
04:00:00	3	29.2	1	37.5
05:00:00	0	N/A	N/A	N/A
06:00:00	1	52.5	1	52.5
07:00:00	4	35.0	2	40.0
08:00:00	13	27.3	7	41.8
09:00:00	35	16.2	15	41.8
10:00:00	41	19.9	16	43.4
11:00:00	71	11.2	32	39.8
12:00:00	105	8.4	43	40.2
13:00:00	155	6.4	58	40.1
14:00:00	127	6.6	50	40.0
15:00:00	135	7.3	62	40.2
16:00:00	107	9.0	41	41.2
17:00:00	129	6.3	55	39.9

Starting Hour	Count	Average Speed of all Traffic	Violator Counts	Average Speed of Violators
18:00:00	98	8.4	37	41.3
19:00:00	86	10.1	47	40.8
20:00:00	83	9.6	38	40.7
21:00:00	44	18.1	22	43.0
22:00:00	33	19.3	18	41.4
23:00:00	28	19.3	11	43.0
00:00:00	11	29.1	3	42.5
01:00:00	7	34.3	4	43.8
02:00:00	2	37.5	1	62.5
03:00:00	1	62.5	1	62.5
04:00:00	4	37.5	2	45.0
05:00:00	26	11.8	4	40.0
06:00:00	114	1.5	2	37.5
07:00:00	28	22.6	10	41.5
08:00:00	87	9.3	27	40.3
09:00:00	228	3.5	69	39.2
10:00:00	137	7.7	59	40.3
11:00:00	115	8.5	38	41.1
12:00:00	132	7.0	40	40.3
13:00:00	145	6.4	46	40.0
14:00:00	174	5.0	63	40.0
15:00:00	153	5.5	42	39.9
16:00:00	189	5.6	71	40.5
17:00:00	199	4.4	60	39.8
18:00:00	213	4.7	98	40.1
19:00:00	187	4.7	75	39.8
20:00:00	106	7.0	27	39.5
21:00:00	60	12.3	22	41.8
22:00:00	55	16.2	22	43.4
23:00:00	45	14.3	15	41.8
00:00:00	23	20.3	13	44.0
01:00:00	7	38.9	4	47.5
02:00:00	369	0.5	0	0.0
03:00:00	706	0.4	0	0.0
04:00:00	197	1.2	3	37.5
05:00:00	8	32.8	6	41.7
06:00:00	12	24.2	4	38.8
07:00:00	27	22.1	9	42.5
08:00:00	93	8.3	22	40.2
09:00:00	199	4.4	58	39.1
10:00:00	132	6.3	33	40.5
11:00:00	113	6.8	34	39.3
12:00:00	102	8.1	46	40.4
13:00:00	129	6.6	40	39.5
14:00:00	142	6.7	41	39.8
15:00:00	104	8.4	32	40.8
16:00:00	159	4.9	42	39.4
17:00:00	198	4.7	74	40.3
18:00:00	251	3.8	77	39.9
19:00:00	186	4.7	77	40.0
20:00:00	125	5.6	32	38.9

Starting Hour	Count	Average Speed of all Traffic	Violator Counts	Average Speed of Violators
21:00:00	79	8.7	26	40.6
22:00:00	48	14.8	15	41.2
23:00:00	46	16.1	25	41.7
00:00:00	19	22.9	10	42.5
01:00:00	10	21.0	7	38.2
02:00:00	5	19.5	2	37.5
03:00:00	4	35.0	2	40.0
04:00:00	7	20.4	3	37.5
05:00:00	7	20.4	3	42.5
06:00:00	22	18.6	4	43.8
07:00:00	26	19.5	9	43.6
08:00:00	105	8.0	32	40.9
09:00:00	207	4.2	53	39.7
10:00:00	136	6.2	33	40.4
11:00:00	114	7.6	33	40.1
12:00:00	109	8.2	41	40.5
13:00:00	149	6.0	43	40.3
14:00:00	170	5.4	56	39.2
15:00:00	129	6.3	40	40.0
16:00:00	169	5.5	51	41.3
17:00:00	189	4.9	68	39.9
18:00:00	255	3.7	86	39.9
19:00:00	242	3.5	93	39.3
20:00:00	150	5.9	66	40.5
21:00:00	71	10.0	34	40.0
22:00:00	68	13.8	32	43.1
23:00:00	49	16.9	22	43.0
00:00:00	23	21.8	13	42.1
01:00:00	14	27.1	4	38.8
02:00:00	1	27.5	0	0.0
03:00:00	1	57.5	1	57.5
04:00:00	6	26.3	2	40.0
05:00:00	9	32.5	4	42.5
06:00:00	21	20.7	4	43.8
07:00:00	30	17.9	10	43.0
08:00:00	98	9.9	34	41.8
09:00:00	205	4.6	64	39.5
10:00:00	150	5.9	50	40.2
11:00:00	107	7.1	33	39.5
12:00:00	105	7.9	42	40.4
13:00:00	142	6.0	39	40.4
14:00:00	151	5.4	49	40.4
15:00:00	133	6.1	41	40.1
16:00:00	191	5.6	63	40.2
17:00:00	186	5.6	74	40.3
18:00:00	241	3.9	103	39.9
19:00:00	218	3.9	71	39.5
20:00:00	144	5.9	51	39.9
21:00:00	79	10.7	43	41.2
22:00:00	62	11.9	24	40.0
23:00:00	48	14.7	23	41.6

Starting Hour	Count	Average Speed of all Traffic	Violator Counts	Average Speed of Violators
00:00:00	30	19.0	16	40.3
01:00:00	16	28.4	6	42.5
02:00:00	6	34.6	4	47.5
03:00:00	1	57.5	1	57.5
04:00:00	5	36.5	3	42.5
05:00:00	10	29.3	6	40.8
06:00:00	10	31.3	4	42.5
07:00:00	27	20.9	11	42.0
08:00:00	86	9.0	30	40.7
09:00:00	192	5.2	69	39.4
10:00:00	148	7.3	51	42.4
11:00:00	122	6.6	34	39.7
12:00:00	130	7.0	48	40.6
13:00:00	117	7.5	46	40.3
14:00:00	171	5.6	54	39.9
15:00:00	157	5.8	55	39.8
16:00:00	173	5.2	71	40.3
17:00:00	199	4.5	73	40.3
18:00:00	232	3.9	86	40.0
19:00:00	207	4.6	90	40.4
20:00:00	146	5.6	58	40.2
21:00:00	71	12.0	35	41.5
22:00:00	49	15.1	21	39.9
23:00:00	42	16.6	20	41.5
00:00:00	46	15.7	22	42.0
01:00:00	29	19.1	13	40.2
02:00:00	10	27.8	8	43.1
03:00:00	4	26.9	3	37.5
04:00:00	5	27.0	2	37.5
05:00:00	2	35.0	1	37.5
06:00:00	2	37.5	1	42.5
07:00:00	9	19.7	2	42.5
08:00:00	22	27.0	13	43.3
09:00:00	48	14.3	23	40.5
10:00:00	71	10.7	33	40.8
11:00:00	114	7.2	47	39.3
12:00:00	154	6.0	52	40.6
13:00:00	171	5.0	53	39.9
14:00:00	151	6.2	72	41.2
15:00:00	115	6.8	43	39.8
16:00:00	143	6.2	58	42.1
17:00:00	159	5.9	75	40.6
18:00:00	147	5.5	59	40.0
19:00:00	148	6.2	71	40.7
20:00:00	106	7.7	38	39.6
21:00:00	55	16.4	40	41.6
22:00:00	54	16.5	34	42.4
23:00:00	44	14.7	27	42.3
00:00:00	45	17.6	21	41.3
01:00:00	23	23.2	12	47.1
02:00:00	15	21.2	4	46.3

Starting Hour	Count	Average Speed of all Traffic	Violator Counts	Average Speed of Violators
03:00:00	5	41.5	3	47.5
04:00:00	0	N/A	N/A	N/A
05:00:00	3	27.5	1	52.5
06:00:00	2	32.5	1	47.5
07:00:00	12	34.8	7	41.8
08:00:00	7	31.4	5	40.5
09:00:00	31	16.9	10	42.5
10:00:00	58	13.4	20	43.3
11:00:00	69	10.9	27	40.6
12:00:00	130	6.3	53	40.1
13:00:00	136	5.8	64	40.3
14:00:00	150	5.7	57	40.0
15:00:00	127	7.6	63	41.3
16:00:00	140	6.4	64	40.6
17:00:00	113	7.8	45	40.3
18:00:00	92	8.8	36	40.7
19:00:00	119	7.2	46	40.4
20:00:00	60	12.7	18	41.7
21:00:00	50	11.7	13	40.2
22:00:00	33	24.4	19	42.8
23:00:00	16	21.1	10	42.5
00:00:00	15	34.3	10	44.0
01:00:00	5	38.5	4	41.3
02:00:00	1	37.5	1	37.5
03:00:00	2	18.8	2	37.5
04:00:00	3	28.3	3	40.8
05:00:00	10	31.3	6	40.8
06:00:00	9	21.7	1	42.5
07:00:00	26	20.8	7	46.1
08:00:00	106	8.4	33	41.1
09:00:00	205	4.5	57	40.2
10:00:00	147	6.5	45	40.9
11:00:00	98	8.4	22	39.3
12:00:00	91	8.5	24	39.8
13:00:00	136	7.2	37	41.3
14:00:00	152	6.5	47	39.9
15:00:00	142	5.6	44	39.8
16:00:00	187	5.0	59	40.3
17:00:00	205	4.6	66	39.8
18:00:00	218	3.8	77	39.5
19:00:00	202	4.4	83	39.5
20:00:00	92	8.1	36	40.7
21:00:00	72	10.2	28	40.7
22:00:00	41	17.2	25	42.3
23:00:00	49	13.7	16	42.2
00:00:00	18	31.3	9	44.2
01:00:00	2	32.5	1	37.5
02:00:00	2	42.5	2	42.5
03:00:00	2	35.0	1	52.5
04:00:00	6	20.8	3	42.5
05:00:00	8	27.2	4	41.3

Starting Hour	Count	Average Speed of all Traffic	Violator Counts	Average Speed of Violators
06:00:00	12	25.0	3	45.8
07:00:00	36	19.9	12	46.3
08:00:00	105	8.8	36	40.8
09:00:00	244	3.6	72	39.2
10:00:00	141	5.9	47	40.1
11:00:00	110	7.9	36	40.3
12:00:00	85	10.2	30	40.5
13:00:00	139	6.1	28	40.4
14:00:00	133	6.2	40	39.4
15:00:00	125	6.8	42	39.6
16:00:00	174	5.4	53	40.0
17:00:00	187	5.1	60	40.5
18:00:00	228	3.4	76	39.3
19:00:00	188	4.8	70	39.9
20:00:00	142	5.2	41	39.0
21:00:00	75	8.8	20	40.8
22:00:00	53	14.8	18	41.7
23:00:00	43	16.9	16	42.8
00:00:00	25	21.9	12	41.7
01:00:00	10	28.8	4	38.8
02:00:00	2	35.0	1	42.5
03:00:00	3	23.3	2	37.5
04:00:00	6	30.4	3	40.8
05:00:00	7	23.9	3	39.2
06:00:00	17	19.3	7	41.1
07:00:00	28	22.7	8	43.1
08:00:00	99	9.4	34	40.9
09:00:00	232	4.1	67	39.5
10:00:00	147	6.4	48	40.3
11:00:00	112	7.5	35	40.4
12:00:00	118	8.4	40	42.0
13:00:00	129	6.8	43	39.8
14:00:00	158	5.5	41	40.1
15:00:00	147	5.7	39	40.1
16:00:00	170	5.0	50	39.9
17:00:00	195	5.4	71	40.2
18:00:00	236	3.7	87	39.3
19:00:00	221	4.6	90	40.3
20:00:00	123	6.9	35	40.5
21:00:00	82	12.5	36	43.3
22:00:00	62	11.8	18	40.6
23:00:00	46	13.9	17	41.3
00:00:00	22	25.2	14	45.4
01:00:00	10	29.5	6	43.3
02:00:00	5	38.5	3	42.5
03:00:00	3	30.8	1	37.5
04:00:00	2	35.0	1	37.5
05:00:00	6	32.1	5	39.5
06:00:00	16	26.6	5	42.5
07:00:00	31	19.4	12	42.9
08:00:00	104	8.4	30	42.2

Starting Hour	Count	Average Speed of all Traffic	Violator Counts	Average Speed of Violators
09:00:00	213	4.0	64	39.5
10:00:00	133	6.2	52	40.2
11:00:00	98	9.2	37	40.2
12:00:00	107	7.3	47	40.1
13:00:00	119	6.8	28	39.1
14:00:00	125	6.4	28	39.3
15:00:00	149	6.2	46	41.0
16:00:00	209	4.9	59	40.0
17:00:00	189	5.6	73	40.4
18:00:00	243	4.2	92	39.9
19:00:00	215	4.2	83	40.4
20:00:00	137	5.8	51	40.0
21:00:00	77	9.7	38	40.0
22:00:00	68	11.9	22	43.0
23:00:00	54	12.5	24	40.8
00:00:00	43	17.3	20	42.0
01:00:00	16	21.1	8	42.5
02:00:00	3	37.5	1	57.5
03:00:00	3	40.8	2	45.0
04:00:00	7	32.1	5	41.5
05:00:00	10	32.3	6	40.8
06:00:00	16	30.6	8	45.0
07:00:00	21	24.2	10	42.0
08:00:00	91	7.1	29	38.9
09:00:00	197	5.1	52	40.4
10:00:00	163	5.3	52	40.9
11:00:00	111	7.7	39	40.6
12:00:00	122	7.5	41	40.7
13:00:00	128	6.4	36	40.1
14:00:00	161	5.8	63	40.0
15:00:00	158	5.4	57	39.8
16:00:00	193	4.6	68	40.1
17:00:00	213	3.8	90	39.9
18:00:00	235	4.1	95	40.4
19:00:00	208	4.2	71	40.2
20:00:00	149	5.5	54	39.8
21:00:00	91	8.9	42	40.5
22:00:00	47	11.6	16	38.4
23:00:00	50	14.5	22	41.6
00:00:00	32	19.5	13	41.7
01:00:00	30	21.7	19	40.9
02:00:00	10	33.8	6	43.3
03:00:00	4	41.3	2	52.5
04:00:00	7	25.4	2	47.5
05:00:00	2	45.0	2	45.0
06:00:00	2	37.5	1	47.5
07:00:00	9	32.2	5	40.5
08:00:00	16	22.7	6	45.0
09:00:00	50	15.3	25	42.1
10:00:00	72	10.8	30	40.8
11:00:00	115	8.8	55	41.1

Starting Hour	Count	Average Speed of all Traffic	Violator Counts	Average Speed of Violators
12:00:00	140	6.1	57	39.5
13:00:00	154	5.6	71	39.8
14:00:00	131	6.8	69	40.7
15:00:00	130	5.9	58	39.5
16:00:00	155	6.2	63	40.8
17:00:00	152	5.8	61	41.0
18:00:00	158	6.1	71	40.7
19:00:00	133	6.4	64	40.9
20:00:00	122	7.3	51	40.0
21:00:00	56	13.3	27	42.7
22:00:00	43	17.6	23	41.2
23:00:00	42	17.4	22	42.0
00:00:00	49	18.4	22	44.1
01:00:00	25	23.7	14	44.3
02:00:00	11	37.0	6	43.3
03:00:00	5	31.0	2	45.0
04:00:00	2	55.0	2	55.0
05:00:00	1	37.5	1	37.5
06:00:00	1	32.5	0	0.0
07:00:00	7	30.7	3	42.5
08:00:00	5	40.5	3	49.2
09:00:00	17	21.8	4	40.0
10:00:00	54	13.8	23	42.7
11:00:00	83	9.5	34	41.0
12:00:00	116	8.1	47	40.6
13:00:00	143	6.5	68	40.5
14:00:00	160	6.2	59	40.6
15:00:00	124	7.4	59	40.7
16:00:00	123	7.5	49	41.5
17:00:00	119	8.1	55	41.2
18:00:00	106	7.1	35	41.1
19:00:00	95	8.5	37	40.3
20:00:00	64	11.8	32	40.9
21:00:00	66	11.6	28	41.8
22:00:00	36	17.8	19	40.7
23:00:00	36	18.3	24	41.0
00:00:00	16	27.3	12	42.1
01:00:00	3	37.5	2	40.0
02:00:00	1	37.5	1	37.5
03:00:00	1	47.5	1	47.5
04:00:00	2	45.0	2	45.0
05:00:00	10	28.8	5	39.5
06:00:00	11	28.2	3	44.2
07:00:00	28	18.4	9	41.9
08:00:00	103	8.9	31	40.1
09:00:00	220	4.5	63	41.1
10:00:00	142	6.3	43	40.4
11:00:00	108	8.1	42	40.6
12:00:00	115	6.7	34	39.3
13:00:00	107	7.3	40	40.0
14:00:00	158	5.5	33	39.8

Starting Hour	Count	Average Speed of all Traffic	Violator Counts	Average Speed of Violators
15:00:00	149	5.6	52	39.4
16:00:00	170	5.8	63	40.4
17:00:00	186	5.1	58	39.7
18:00:00	219	4.4	93	39.6
19:00:00	200	4.7	66	40.1
20:00:00	107	7.7	41	40.1
21:00:00	55	13.3	17	41.9
22:00:00	48	13.1	17	41.3
23:00:00	43	16.7	18	43.1
00:00:00	14	33.6	8	46.3
01:00:00	16	28.0	12	42.1
02:00:00	5	35.5	2	47.5
03:00:00	0	N/A	N/A	N/A
04:00:00	6	34.2	4	40.0
05:00:00	8	30.3	6	39.2
06:00:00	12	25.4	6	43.3
07:00:00	31	20.6	8	43.1
08:00:00	124	6.8	35	40.1
09:00:00	203	3.9	60	39.1
10:00:00	154	5.7	59	40.3
11:00:00	109	7.0	27	40.5
12:00:00	107	8.3	30	39.8
13:00:00	138	6.3	41	39.9
14:00:00	130	7.2	46	40.9
15:00:00	147	5.8	50	40.1
16:00:00	174	4.9	68	39.4
17:00:00	185	5.4	54	40.2
18:00:00	269	4.0	112	40.2
19:00:00	174	5.0	60	39.9
20:00:00	135	5.9	41	40.3
21:00:00	94	8.8	25	40.5
22:00:00	133	5.4	16	40.3
23:00:00	91	5.9	8	40.6
00:00:00	52	9.1	12	41.7
01:00:00	132	1.2	1	42.5
02:00:00	85	2.1	1	47.5
03:00:00	10	20.5	2	40.0
04:00:00	106	1.2	2	37.5
05:00:00	49	6.1	4	37.5
06:00:00	32	11.3	5	43.5
07:00:00	28	19.9	9	40.3
08:00:00	109	6.4	27	39.2
09:00:00	198	4.4	42	39.3
10:00:00	149	6.5	45	40.3
11:00:00	141	6.3	48	40.7
12:00:00	96	8.9	34	40.1
13:00:00	113	7.8	37	40.3
14:00:00	129	7.7	46	40.8
15:00:00	136	7.0	48	40.7
16:00:00	192	4.9	61	40.2
17:00:00	197	4.6	65	39.7

Starting Hour	Count	Average Speed of all Traffic	Violator Counts	Average Speed of Violators
18:00:00	231	4.1	80	39.8
19:00:00	208	4.5	77	40.2
20:00:00	126	6.2	44	40.3
21:00:00	73	10.0	27	40.6
22:00:00	157	4.6	18	41.4
23:00:00	109	5.9	14	41.1
00:00:00	53	8.0	7	39.6
01:00:00	13	20.4	4	38.8
02:00:00	9	31.7	6	41.7
03:00:00	1	37.5	1	37.5
04:00:00	3	26.7	3	39.2
05:00:00	7	37.5	5	39.5
06:00:00	14	26.6	5	44.5
07:00:00	32	19.1	10	45.5
08:00:00	103	8.4	22	40.2
09:00:00	200	4.5	57	39.7
10:00:00	141	6.1	38	40.1
11:00:00	108	7.5	34	40.1
12:00:00	107	8.4	33	40.5
13:00:00	117	7.5	41	40.3
14:00:00	154	6.4	55	40.4
15:00:00	149	6.2	66	39.7
16:00:00	172	5.0	57	40.2
17:00:00	179	5.1	63	39.7
18:00:00	227	3.6	81	39.4
19:00:00	212	4.4	61	39.9
20:00:00	165	5.2	58	40.3
21:00:00	81	10.6	27	41.0
22:00:00	54	13.8	24	42.3
23:00:00	57	13.6	23	42.5
00:00:00	31	17.1	16	41.3
01:00:00	17	19.3	11	42.0
02:00:00	7	25.4	4	41.3
03:00:00	3	30.8	1	37.5
04:00:00	6	29.6	2	47.5
05:00:00	7	34.6	4	41.3
06:00:00	12	27.3	6	45.0
07:00:00	24	23.5	12	42.9
08:00:00	96	7.9	34	39.7
09:00:00	200	5.3	59	41.0
10:00:00	128	7.1	52	41.3
11:00:00	108	6.9	27	39.4
12:00:00	106	8.1	37	41.6
13:00:00	128	6.0	46	39.6
14:00:00	168	5.5	46	41.0
15:00:00	148	6.6	49	40.1
16:00:00	171	5.5	66	40.6
17:00:00	211	4.5	68	40.3
18:00:00	195	5.2	76	40.9
19:00:00	191	5.0	86	39.7
20:00:00	112	9.2	38	42.4

Starting Hour	Count	Average Speed of all Traffic	Violator Counts	Average Speed of Violators
21:00:00	70	11.2	33	41.4
22:00:00	39	17.5	16	43.1
23:00:00	50	11.8	16	40.3
00:00:00	43	17.1	18	43.3
01:00:00	23	22.4	13	40.6
02:00:00	12	28.3	4	45.0
03:00:00	7	26.8	5	41.5
04:00:00	4	41.3	4	41.3
05:00:00	5	35.5	3	40.8
06:00:00	9	30.0	4	42.5
07:00:00	5	29.5	1	42.5
08:00:00	18	28.5	9	42.5
09:00:00	48	14.7	22	41.8
10:00:00	117	7.5	38	40.4
11:00:00	92	10.4	35	41.6
12:00:00	127	6.2	50	40.1
13:00:00	164	5.1	58	39.6
14:00:00	120	8.3	59	40.5
15:00:00	140	6.7	54	41.0
16:00:00	129	6.6	63	40.7
17:00:00	135	6.6	65	41.1
18:00:00	160	6.0	54	41.7
19:00:00	108	9.0	47	42.3
20:00:00	96	9.3	34	41.6
21:00:00	60	14.0	29	42.5
22:00:00	42	16.7	19	43.0
23:00:00	35	14.4	12	40.0
00:00:00	35	17.0	16	39.7
01:00:00	17	26.6	14	43.2
02:00:00	6	37.1	6	45.0
03:00:00	3	37.5	2	40.0
04:00:00	0	N/A	N/A	N/A
05:00:00	1	32.5	0	0.0
06:00:00	2	50.0	2	50.0
07:00:00	3	37.5	2	40.0
08:00:00	13	27.7	6	45.8
09:00:00	24	24.3	10	41.5
10:00:00	49	15.7	23	41.6
11:00:00	79	10.8	34	41.2
12:00:00	117	7.4	49	40.8
13:00:00	121	6.8	54	40.3
14:00:00	136	6.1	63	40.9
15:00:00	117	8.6	59	41.4
16:00:00	128	6.7	62	40.4
17:00:00	123	7.6	56	41.1
18:00:00	101	8.9	51	41.8
19:00:00	82	9.7	27	40.6
20:00:00	63	13.9	26	42.3
21:00:00	55	13.6	23	41.0
22:00:00	29	19.4	17	41.3
23:00:00	22	22.3	12	40.4

Starting Hour	Count	Average Speed of all Traffic	Violator Counts	Average Speed of Violators
00:00:00	15	27.2	7	43.2
01:00:00	7	33.9	3	49.2
02:00:00	4	26.3	0	0.0
03:00:00	0	N/A	N/A	N/A
04:00:00	5	35.5	3	39.2
05:00:00	6	35.0	4	38.8
06:00:00	16	21.4	3	49.2
07:00:00	29	19.5	11	41.6
08:00:00	103	7.8	37	40.9
09:00:00	166	5.3	50	40.4
10:00:00	121	6.8	35	39.5
11:00:00	99	8.5	27	39.9
12:00:00	134	6.9	43	40.3
13:00:00	137	5.7	48	39.5
14:00:00	128	6.5	33	40.2
15:00:00	139	6.0	50	39.7
16:00:00	148	6.7	64	40.2
17:00:00	162	5.5	65	39.4
18:00:00	223	3.6	83	39.6
19:00:00	163	5.3	59	39.6
20:00:00	107	7.5	42	39.6
21:00:00	72	13.7	38	42.4
22:00:00	32	17.0	13	42.1
23:00:00	28	23.2	12	42.1
00:00:00	16	32.0	10	42.5
01:00:00	14	28.2	8	42.5
02:00:00	2	35.0	1	42.5
03:00:00	7	33.9	3	44.2
04:00:00	3	37.5	2	40.0
05:00:00	6	36.7	5	39.5
06:00:00	16	24.1	5	44.5
07:00:00	37	16.8	13	41.3
08:00:00	100	7.5	31	39.1
09:00:00	145	6.6	45	40.3
10:00:00	135	5.8	39	39.9
11:00:00	102	8.3	39	39.6
12:00:00	131	6.9	47	40.3
13:00:00	149	5.8	47	39.6
14:00:00	147	7.1	56	40.6
15:00:00	140	6.6	51	39.7
16:00:00	187	5.4	60	39.9
17:00:00	179	5.7	66	40.1
18:00:00	215	4.4	82	39.6
19:00:00	172	4.3	62	39.4
20:00:00	98	9.1	39	40.2
21:00:00	64	15.3	30	42.8
22:00:00	49	13.8	19	41.7
23:00:00	45	16.0	22	41.4
00:00:00	32	21.5	20	43.5
01:00:00	11	31.6	6	42.5
02:00:00	8	22.8	2	50.0

Starting Hour	Count	Average Speed of all Traffic	Violator Counts	Average Speed of Violators
03:00:00	1	47.5	1	47.5
04:00:00	3	45.8	3	45.8
05:00:00	8	29.7	3	40.8
06:00:00	15	24.2	3	42.5
07:00:00	29	17.3	7	41.1
08:00:00	106	8.4	39	40.2
09:00:00	172	6.0	57	40.5
10:00:00	128	7.6	35	40.6
11:00:00	143	6.0	46	39.6
12:00:00	131	7.2	45	40.4
13:00:00	120	7.0	32	39.5
14:00:00	132	6.8	54	40.2
15:00:00	152	6.1	51	39.2
16:00:00	139	5.3	64	39.5
17:00:00	181	5.5	67	39.6
18:00:00	216	4.8	94	39.9
19:00:00	202	4.9	67	40.1
20:00:00	106	9.0	41	41.3
21:00:00	66	11.9	25	41.7
22:00:00	58	11.8	33	40.5
23:00:00	51	13.1	23	41.0
00:00:00	26	25.2	13	42.5
01:00:00	14	32.1	9	42.5
02:00:00	10	27.5	4	47.5
03:00:00	4	42.5	3	49.2
04:00:00	3	40.8	3	40.8
05:00:00	8	31.6	5	41.5
06:00:00	17	22.9	4	41.3
07:00:00	29	14.6	5	39.5
08:00:00	95	9.3	35	40.1
09:00:00	158	6.5	55	41.8
10:00:00	119	7.1	37	40.1
11:00:00	123	8.3	45	41.1
12:00:00	118	7.0	38	40.3
13:00:00	140	6.1	46	39.8
14:00:00	140	6.8	46	40.9
15:00:00	165	5.5	61	40.3
16:00:00	144	6.7	61	41.0
17:00:00	179	4.8	65	39.7
18:00:00	221	4.1	85	39.9
19:00:00	188	4.8	69	39.6
20:00:00	131	7.8	53	40.8
21:00:00	84	10.0	39	40.7
22:00:00	63	11.3	28	40.7
23:00:00	50	16.8	27	41.9
00:00:00	33	18.9	17	42.2
01:00:00	17	39.3	14	47.1
02:00:00	10	38.0	8	42.5
03:00:00	1	17.5	0	0.0
04:00:00	14	13.0	2	37.5
05:00:00	7	27.9	3	40.8

Starting Hour	Count	Average Speed of all Traffic	Violator Counts	Average Speed of Violators
06:00:00	99	4.0	2	45.0
07:00:00	93	6.3	7	44.6
08:00:00	70	10.6	19	41.4
09:00:00	140	6.6	47	40.8
10:00:00	102	8.1	24	40.0
11:00:00	96	7.8	24	39.0
12:00:00	123	7.5	40	40.1
13:00:00	136	5.6	43	40.3
14:00:00	126	8.2	41	41.3
15:00:00	162	5.1	60	39.8
16:00:00	119	6.7	51	40.0
17:00:00	197	5.0	84	40.5
18:00:00	203	4.2	63	39.8
19:00:00	173	4.7	69	39.4
20:00:00	116	6.6	32	41.1
21:00:00	74	11.4	28	41.6
22:00:00	45	12.3	13	38.7
23:00:00	34	21.3	15	45.2
00:00:00	44	16.8	21	41.1
01:00:00	35	20.3	19	42.5
02:00:00	11	33.4	8	43.1
03:00:00	8	34.7	6	44.2
04:00:00	2	45.0	2	45.0
05:00:00	5	35.5	2	45.0
06:00:00	6	20.8	3	37.5
07:00:00	6	28.8	2	45.0
08:00:00	80	6.9	7	42.5
09:00:00	311	2.0	8	40.6
10:00:00	97	8.8	39	40.7
11:00:00	107	7.9	36	40.6
12:00:00	118	6.7	52	39.9
13:00:00	121	7.5	51	40.5
14:00:00	144	5.6	74	40.3
15:00:00	104	8.7	47	42.4
16:00:00	143	7.0	62	40.8
17:00:00	153	5.5	58	40.2
18:00:00	147	5.9	57	40.6
19:00:00	130	6.5	60	40.4
20:00:00	96	8.8	51	41.2
21:00:00	61	12.9	30	41.7
22:00:00	35	15.4	14	40.4
23:00:00	36	17.8	14	41.4
00:00:00	42	20.9	20	43.5
01:00:00	20	20.8	8	46.3
02:00:00	12	36.3	7	45.4
03:00:00	15	25.3	9	45.8
04:00:00	8	37.2	5	47.5
05:00:00	3	32.5	2	37.5
06:00:00	3	39.2	2	42.5
07:00:00	3	40.8	2	45.0
08:00:00	10	33.3	5	48.5

Starting Hour	Count	Average Speed of all Traffic	Violator Counts	Average Speed of Violators
09:00:00	536	0.7	2	40.0
10:00:00	802	0.7	5	40.5
11:00:00	560	1.2	6	41.7
12:00:00	125	6.9	39	40.7
13:00:00	106	8.5	56	41.0
14:00:00	147	6.1	45	41.8
15:00:00	122	7.2	45	40.9
16:00:00	145	6.7	56	41.2
17:00:00	130	6.4	60	39.9
18:00:00	133	6.5	58	40.3
19:00:00	113	7.7	42	41.3
20:00:00	100	8.2	28	41.3
21:00:00	62	12.5	22	41.4
22:00:00	76	9.6	23	40.8
23:00:00	44	17.3	21	42.7
00:00:00	27	20.0	14	43.6
01:00:00	10	24.8	7	42.5
02:00:00	6	33.8	5	42.5
03:00:00	1	27.5	0	0.0
04:00:00	5	16.5	3	37.5
05:00:00	5	35.5	3	39.2
06:00:00	10	27.8	5	37.5
07:00:00	14	22.9	5	43.5
08:00:00	34	18.2	9	41.4
09:00:00	118	7.3	43	40.6
10:00:00	212	3.8	50	39.4
11:00:00	140	6.5	41	40.3
12:00:00	108	9.1	36	41.7
13:00:00	111	7.8	44	40.8
14:00:00	148	5.9	37	40.3
15:00:00	166	5.2	48	39.3
16:00:00	178	5.7	66	40.1
17:00:00	214	4.6	70	40.1
18:00:00	207	5.0	73	40.2
19:00:00	232	4.0	48	39.7
20:00:00	200	4.5	57	40.2
21:00:00	120	6.9	43	40.1
22:00:00	67	9.7	36	39.6
23:00:00	45	13.1	13	42.5
00:00:00	35	18.3	20	42.5
01:00:00	18	26.3	10	42.5
02:00:00	5	24.0	3	39.2
03:00:00	5	16.5	0	0.0
04:00:00	1	27.5	0	0.0
05:00:00	4	26.9	3	37.5
06:00:00	7	36.1	3	45.8
07:00:00	18	31.9	7	44.6
08:00:00	29	22.4	11	43.9
09:00:00	125	5.9	39	39.4
10:00:00	214	3.7	62	39.4
11:00:00	147	5.7	43	39.7

Starting Hour	Count	Average Speed of all Traffic	Violator Counts	Average Speed of Violators
12:00:00	123	7.6	31	40.9
13:00:00	139	6.9	47	39.9
14:00:00	150	5.9	51	39.7
15:00:00	178	5.1	61	39.7
16:00:00	162	5.1	62	40.2
17:00:00	187	4.8	70	39.7
18:00:00	215	4.1	58	39.3
19:00:00	252	3.1	45	39.2
20:00:00	218	4.2	63	39.3
21:00:00	151	5.4	44	40.1
22:00:00	69	11.1	31	40.9
23:00:00	54	12.3	21	40.6
00:00:00	52	16.7	28	42.5
01:00:00	28	20.1	13	42.1
02:00:00	7	34.6	5	42.5
03:00:00	1	37.5	1	37.5
04:00:00	2	11.3	0	0.0
05:00:00	5	34.5	2	37.5
06:00:00	8	21.9	3	37.5
07:00:00	16	23.8	4	40.0
08:00:00	38	18.8	13	42.5
09:00:00	119	7.4	40	41.4
10:00:00	235	3.8	66	40.0
11:00:00	169	5.3	41	40.2
12:00:00	108	7.7	27	39.9
13:00:00	116	6.5	31	39.1
14:00:00	139	6.9	44	40.1
15:00:00	151	6.1	42	40.0
16:00:00	162	5.0	47	39.3
17:00:00	207	3.8	54	39.2
18:00:00	188	4.1	41	38.6
19:00:00	236	3.2	40	39.0
20:00:00	228	3.5	64	39.1
21:00:00	117	6.3	36	39.9
22:00:00	62	11.0	27	40.8
23:00:00	45	18.7	15	44.5
00:00:00	53	14.7	20	41.0
01:00:00	31	20.2	17	43.4
02:00:00	9	23.3	2	45.0
03:00:00	2	32.5	1	37.5
04:00:00	4	35.0	2	40.0
05:00:00	5	31.0	4	40.0
06:00:00	4	31.9	4	41.3
07:00:00	17	24.0	6	42.5
08:00:00	35	20.5	9	43.1
09:00:00	104	8.7	32	41.3
10:00:00	215	3.8	56	39.0
11:00:00	133	6.2	44	39.1
12:00:00	107	9.1	37	40.9
13:00:00	134	5.8	33	40.1
14:00:00	137	6.5	39	39.8

Starting Hour	Count	Average Speed of all Traffic	Violator Counts	Average Speed of Violators
15:00:00	145	5.6	30	40.0
16:00:00	154	5.8	48	39.4
17:00:00	197	4.2	54	39.4
18:00:00	219	3.7	56	39.6
19:00:00	209	4.6	63	40.0
20:00:00	215	3.5	65	39.2
21:00:00	118	7.1	35	40.5
22:00:00	81	7.5	31	40.1
23:00:00	67	10.6	20	41.0
00:00:00	41	15.2	17	40.7
01:00:00	35	17.5	15	41.2
02:00:00	23	23.8	11	40.7
03:00:00	3	30.8	0	0.0
04:00:00	5	32.5	2	42.5
05:00:00	2	37.5	2	37.5
06:00:00	8	30.3	4	41.3
07:00:00	14	27.0	7	41.1
08:00:00	18	26.5	7	46.8
09:00:00	99	8.3	35	40.4
10:00:00	206	4.1	72	39.4
11:00:00	152	6.6	52	41.3
12:00:00	132	6.9	28	41.1
13:00:00	143	7.4	45	41.1
14:00:00	166	5.2	48	40.5
15:00:00	152	5.3	43	39.7
16:00:00	155	6.0	47	40.6
17:00:00	186	5.4	66	40.6
18:00:00	196	4.1	73	39.9
19:00:00	224	3.5	61	39.4
20:00:00	181	4.6	45	40.3
21:00:00	110	6.5	47	39.3
22:00:00	73	12.7	29	42.3
23:00:00	48	14.3	21	41.1
00:00:00	54	15.7	17	43.4
01:00:00	40	15.0	14	44.3
02:00:00	18	25.1	10	41.0
03:00:00	9	24.4	5	42.5
04:00:00	7	33.2	2	42.5
05:00:00	6	33.3	2	45.0
06:00:00	4	25.6	2	37.5
07:00:00	2	40.0	2	40.0
08:00:00	5	32.0	2	52.5
09:00:00	20	22.3	11	41.6
10:00:00	41	15.8	17	41.0
11:00:00	86	8.2	27	38.8
12:00:00	115	8.1	50	40.3
13:00:00	145	6.6	50	40.8
14:00:00	172	4.4	66	38.9
15:00:00	134	7.3	50	40.7
16:00:00	134	6.3	47	39.5
17:00:00	133	6.1	46	40.2

Starting Hour	Count	Average Speed of all Traffic	Violator Counts	Average Speed of Violators
18:00:00	172	5.1	58	40.1
19:00:00	154	4.8	53	39.3
20:00:00	112	7.1	43	39.6
21:00:00	86	9.0	38	40.4
22:00:00	153	5.5	60	40.1
23:00:00	72	12.3	23	42.7
00:00:00	70	9.5	21	41.3
01:00:00	37	16.1	14	41.8
02:00:00	30	23.3	17	44.3
03:00:00	14	26.4	7	44.6
04:00:00	8	34.4	4	43.8
05:00:00	3	34.2	2	40.0
06:00:00	6	30.4	4	40.0
07:00:00	2	42.5	2	42.5
08:00:00	6	20.8	0	0.0
09:00:00	10	20.5	5	37.5
10:00:00	25	28.1	15	43.2
11:00:00	49	14.3	16	41.3
12:00:00	82	8.9	37	39.8
13:00:00	141	4.9	46	39.1
14:00:00	137	7.0	47	40.9
15:00:00	156	5.1	63	40.3
16:00:00	119	8.6	50	40.8
17:00:00	147	6.1	53	40.0
18:00:00	138	5.6	56	39.4
19:00:00	92	7.7	27	39.9
20:00:00	81	9.8	28	40.9
21:00:00	73	12.7	29	42.0
22:00:00	53	13.4	17	42.5
23:00:00	42	15.9	18	40.6
00:00:00	37	17.2	18	40.3
01:00:00	10	35.3	6	44.2
02:00:00	8	32.2	4	47.5
03:00:00	0	N/A	N/A	N/A
04:00:00	1	22.5	0	0.0
05:00:00	6	36.7	4	42.5
06:00:00	2	37.5	1	42.5
07:00:00	19	25.1	8	44.4
08:00:00	32	17.5	11	39.8
09:00:00	118	7.5	39	39.7
10:00:00	230	4.5	74	40.2
11:00:00	162	5.6	47	39.9
12:00:00	105	8.4	27	41.4
13:00:00	120	7.1	36	40.1
14:00:00	117	6.6	36	40.0
15:00:00	145	5.2	35	39.2
16:00:00	136	6.4	47	39.7
17:00:00	190	4.9	75	40.3
18:00:00	199	4.1	60	39.3
19:00:00	230	3.6	52	39.0
20:00:00	225	3.8	65	39.1

Starting Hour	Count	Average Speed of all Traffic	Violator Counts	Average Speed of Violators
21:00:00	113	7.5	35	40.1
22:00:00	53	13.4	17	40.7
23:00:00	66	10.5	24	41.7
00:00:00	30	22.4	13	41.0
01:00:00	16	31.9	10	43.0
02:00:00	7	32.5	3	40.8
03:00:00	6	30.8	2	40.0
04:00:00	3	29.2	1	37.5
05:00:00	5	38.5	4	41.3
06:00:00	9	25.6	2	37.5
07:00:00	23	26.5	8	45.0
08:00:00	31	20.6	17	41.6
09:00:00	113	8.7	40	39.9
10:00:00	203	5.0	58	40.6
11:00:00	166	5.5	49	40.6
12:00:00	116	7.3	34	40.4
13:00:00	109	7.2	36	40.4
14:00:00	149	5.7	38	39.5
15:00:00	134	6.9	42	39.6
16:00:00	146	5.4	51	40.1
17:00:00	189	5.1	49	40.4
18:00:00	206	4.8	69	40.0
19:00:00	236	3.2	48	39.0
20:00:00	214	3.9	51	39.4
21:00:00	130	6.7	38	40.0
22:00:00	78	12.6	32	42.3
23:00:00	64	10.9	15	41.5
00:00:00	43	14.2	17	40.7
01:00:00	16	28.9	7	47.5
02:00:00	8	34.4	3	45.8
03:00:00	7	38.9	5	43.5
04:00:00	3	34.2	1	42.5
05:00:00	3	26.7	3	39.2
06:00:00	5	32.5	1	37.5
07:00:00	22	20.6	8	42.5
08:00:00	35	15.5	15	41.2
09:00:00	97	8.7	29	40.9
10:00:00	229	3.9	60	39.5
11:00:00	151	6.4	56	39.9
12:00:00	135	6.2	29	40.3
13:00:00	134	7.0	44	40.5
14:00:00	111	8.1	34	40.7
15:00:00	131	6.5	40	40.0
16:00:00	156	4.8	54	39.2
17:00:00	195	4.6	70	40.0
18:00:00	229	4.0	65	39.3
19:00:00	239	3.8	65	39.5
20:00:00	187	4.0	49	39.2
21:00:00	121	6.1	42	40.7
22:00:00	66	11.9	27	41.6
23:00:00	58	11.7	23	41.4

Starting Hour	Count	Average Speed of all Traffic	Violator Counts	Average Speed of Violators
00:00:00	49	14.4	24	42.7
01:00:00	30	23.0	16	43.4
02:00:00	11	21.1	3	44.2
03:00:00	5	34.5	3	42.5
04:00:00	0	N/A	N/A	N/A
05:00:00	6	36.7	3	42.5
06:00:00	9	30.3	3	47.5
07:00:00	29	20.7	9	44.2
08:00:00	36	14.7	9	40.3
09:00:00	107	7.3	25	39.5
10:00:00	238	3.5	70	39.4
11:00:00	154	5.5	47	39.4
12:00:00	120	6.4	26	40.2
13:00:00	109	8.1	36	39.9
14:00:00	134	6.2	44	40.2
15:00:00	158	6.0	38	40.7
16:00:00	146	6.3	62	40.0
17:00:00	184	4.6	52	39.9
18:00:00	209	4.2	44	39.7
19:00:00	243	3.3	48	38.6
20:00:00	233	3.5	51	38.7
21:00:00	129	5.9	42	40.0
22:00:00	70	10.0	26	40.4
23:00:00	65	11.0	25	41.5
00:00:00	39	14.2	23	40.3
01:00:00	34	21.3	20	42.0
02:00:00	9	38.3	7	47.5
03:00:00	10	24.0	5	42.5
04:00:00	6	26.3	1	42.5
05:00:00	4	26.9	3	37.5
06:00:00	4	21.9	1	37.5
07:00:00	12	30.4	5	43.5
08:00:00	33	21.7	16	42.2
09:00:00	98	8.5	29	40.6
10:00:00	190	5.2	67	40.0
11:00:00	152	5.7	42	40.0
12:00:00	118	7.7	28	40.7
13:00:00	128	7.2	44	40.3
14:00:00	168	5.0	43	39.8
15:00:00	153	6.3	40	39.8
16:00:00	197	4.3	42	39.4
17:00:00	248	3.5	87	39.9
18:00:00	207	4.0	64	39.4
19:00:00	246	3.5	61	39.3
20:00:00	205	4.1	47	40.1
21:00:00	113	7.5	37	40.3
22:00:00	69	10.9	29	40.3
23:00:00	52	12.6	19	40.4
00:00:00	48	14.6	25	42.1
01:00:00	63	12.1	30	40.3
02:00:00	30	16.3	11	40.7

Starting Hour	Count	Average Speed of all Traffic	Violator Counts	Average Speed of Violators
03:00:00	10	31.3	6	44.2
04:00:00	8	26.3	1	52.5
05:00:00	4	32.5	2	42.5
06:00:00	2	30.0	0	0.0
07:00:00	7	34.6	4	41.3
08:00:00	7	25.4	4	40.0
09:00:00	27	17.3	9	40.8
10:00:00	45	15.6	23	40.8
11:00:00	90	9.5	28	40.7
12:00:00	103	8.5	44	39.7
13:00:00	144	6.3	50	40.7
14:00:00	172	4.9	64	39.5
15:00:00	133	6.5	67	40.3
16:00:00	147	5.9	60	40.3
17:00:00	134	7.3	60	40.8
18:00:00	154	5.7	52	41.0
19:00:00	140	6.9	54	40.9
20:00:00	115	6.1	31	40.2
21:00:00	98	8.9	39	40.4
22:00:00	61	14.0	24	41.9
23:00:00	41	16.4	18	42.5

Incoming Histogram

2022 Jan W & W non flashing

from Tue-Sep-21-2021-03-00-PM to Sun-Nov-14-2021-05-59-AM

Date	Starting Hr:min	<15	15 to <20	20 to <25	25 to <30	30 to <35	35 to <40	40 to <45	45 to <50	50 to <55	55 to <60	60 to <65	65 to <70	70 to <75	75 to <80	80 to <85	85 to <90	90 to <95	95 to <100	100 to >105	Total Counts	85pct Speed	10MPH Pace	% in pace	# of Speeders	% Speeders
21/09/2021	00:00	*	*	*	*	*	*	*	*	*	*	*	*	*	*	*	*	*	*	*	*	*	*	*	*	*
21/09/2021	01:00	*	*	*	*	*	*	*	*	*	*	*	*	*	*	*	*	*	*	*	*	*	*	*	*	*
21/09/2021	02:00	*	*	*	*	*	*	*	*	*	*	*	*	*	*	*	*	*	*	*	*	*	*	*	*	*
21/09/2021	03:00	*	*	*	*	*	*	*	*	*	*	*	*	*	*	*	*	*	*	*	*	*	*	*	*	*
21/09/2021	04:00	*	*	*	*	*	*	*	*	*	*	*	*	*	*	*	*	*	*	*	*	*	*	*	*	*
21/09/2021	05:00	*	*	*	*	*	*	*	*	*	*	*	*	*	*	*	*	*	*	*	*	*	*	*	*	*
21/09/2021	06:00	*	*	*	*	*	*	*	*	*	*	*	*	*	*	*	*	*	*	*	*	*	*	*	*	*
21/09/2021	07:00	*	*	*	*	*	*	*	*	*	*	*	*	*	*	*	*	*	*	*	*	*	*	*	*	*
21/09/2021	08:00	*	*	*	*	*	*	*	*	*	*	*	*	*	*	*	*	*	*	*	*	*	*	*	*	*
21/09/2021	09:00	*	*	*	*	*	*	*	*	*	*	*	*	*	*	*	*	*	*	*	*	*	*	*	*	*
21/09/2021	10:00	*	*	*	*	*	*	*	*	*	*	*	*	*	*	*	*	*	*	*	*	*	*	*	*	*
21/09/2021	11:00	*	*	*	*	*	*	*	*	*	*	*	*	*	*	*	*	*	*	*	*	*	*	*	*	*
21/09/2021	12:00	*	*	*	*	*	*	*	*	*	*	*	*	*	*	*	*	*	*	*	*	*	*	*	*	*
21/09/2021	13:00	*	*	*	*	*	*	*	*	*	*	*	*	*	*	*	*	*	*	*	*	*	*	*	*	*
21/09/2021	14:00	*	*	*	*	*	*	*	*	*	*	*	*	*	*	*	*	*	*	*	*	*	*	*	*	*
21/09/2021	15:00	3	9	14	30	32	17	18	3	1	1	0	0	0	0	0	0	0	0	0	128	41.1	30 to 40	61.7	40	31.3
21/09/2021	16:00	4	1	14	61	53	37	17	4	0	0	0	0	0	0	0	0	0	0	0	191	38.9	30 to 40	79.1	58	30.4
21/09/2021	17:00	6	3	15	39	81	42	26	5	0	0	0	0	0	0	0	0	0	0	0	217	39.8	30 to 40	74.7	73	33.6
21/09/2021	18:00	0	13	19	68	67	54	21	3	1	0	0	0	0	0	0	0	0	0	0	246	38.9	30 to 40	76.8	79	32.1
21/09/2021	19:00	1	2	8	44	70	44	21	6	1	0	0	0	0	0	0	0	0	0	0	197	39.8	30 to 40	80.2	72	36.5
21/09/2021	20:00	0	3	15	36	39	22	9	5	1	2	0	0	0	0	0	0	0	0	0	132	39.3	30 to 40	73.5	39	29.5
21/09/2021	21:00	2	1	1	18	17	15	4	2	3	0	0	0	0	0	0	0	0	0	0	63	40	30 to 40	79.4	24	38.1
21/09/2021	22:00	0	0	1	21	16	24	6	1	1	0	0	0	0	0	0	0	0	0	0	70	39.6	30 to 40	87.1	32	45.7
21/09/2021	23:00	0	0	4	19	16	7	6	1	0	0	0	1	0	0	0	0	0	0	0	54	40	30 to 40	77.8	15	27.8
24 Hr Summary		16	32	91	336	391	262	128	30	8	3	0	1	0	0	0	0	0	0	0	1298	39.5	30 to 40	76.2	432	33.3

Incoming Histogram

2022 Jan W & W non flashing

from Tue-Sep-21-2021-03-00-PM to Sun-Nov-14-2021-05-59-AM

Date	Starting Hr:min	<15	15 to <20	20 to <25	25 to <30	30 to <35	35 to <40	40 to <45	45 to <50	50 to <55	55 to <60	60 to <65	65 to <70	70 to <75	75 to <80	80 to <85	85 to <90	90 to <95	95 to <100	100 to >105	Total Counts	85pct Speed	10MPH Pace	% in pace	# of Speeders	% Speeders
22/09/2021	00:00	0	0	2	7	3	8	6	1	1	0	1	0	0	0	0	0	0	0	0	29	44.2	30 to 40	62.1	17	58.6
22/09/2021	01:00	0	0	0	2	2	1	4	1	1	0	0	0	0	0	0	0	0	0	0	11	45	35 to 45	63.6	7	63.6
22/09/2021	02:00	0	0	0	1	0	0	0	0	0	0	0	0	0	0	0	0	0	0	0	1	30	20 to 30	100.0	*	*
22/09/2021	03:00	1	0	1	2	0	1	2	0	0	0	0	0	0	0	0	0	0	0	0	7	42.5	20 to 30	42.9	3	42.9
22/09/2021	04:00	0	0	0	0	2	1	2	0	0	0	0	0	0	0	0	0	0	0	0	5	42.5	35 to 45	100.0	3	60.0
22/09/2021	05:00	0	2	1	1	1	1	1	0	0	0	0	0	0	0	0	0	0	0	0	7	40	20 to 30	57.1	2	28.6
22/09/2021	06:00	0	5	5	4	4	2	3	0	2	0	0	0	0	0	0	0	0	0	0	25	41.7	20 to 30	56.0	7	28.0
22/09/2021	07:00	2	4	6	2	7	2	6	5	0	0	1	0	0	0	0	0	0	0	0	35	46	25 to 35	42.9	14	40.0
22/09/2021	08:00	2	13	14	25	47	31	15	12	1	0	0	0	0	0	0	0	0	0	0	160	41.3	30 to 40	64.4	59	36.9
22/09/2021	09:00	6	15	27	23	45	28	15	3	2	1	0	0	0	0	0	0	0	0	0	165	39.3	30 to 40	58.2	49	29.7
22/09/2021	10:00	5	4	22	30	43	19	15	5	0	0	0	0	0	0	0	0	0	0	0	143	39.7	25 to 35	66.4	39	27.3
22/09/2021	11:00	4	10	11	16	21	13	11	3	3	0	0	0	0	0	0	0	0	0	0	92	41.4	30 to 40	54.3	30	32.6
22/09/2021	12:00	5	8	16	17	32	18	16	6	0	0	0	0	0	0	0	0	0	0	0	118	41.2	30 to 40	56.8	40	33.9
22/09/2021	13:00	2	7	14	24	39	24	17	1	0	0	0	0	0	0	0	0	0	0	0	128	39.8	30 to 40	68.0	42	32.8
22/09/2021	14:00	7	9	15	33	48	33	19	5	0	1	0	0	0	0	0	0	0	0	0	170	39.8	30 to 40	67.1	58	34.1
22/09/2021	15:00	2	6	15	43	37	33	16	2	1	0	0	0	0	0	0	0	0	0	0	155	39.4	30 to 40	72.9	52	33.5
22/09/2021	16:00	8	5	13	54	39	25	15	6	0	1	0	0	0	0	0	0	0	0	0	166	39.4	30 to 40	71.1	47	28.3
22/09/2021	17:00	5	7	12	25	67	55	24	4	0	1	0	0	0	0	0	0	0	0	0	200	39.9	30 to 40	73.5	84	42.0
22/09/2021	18:00	2	4	15	48	74	62	31	9	4	1	0	0	0	0	0	0	0	0	0	250	41.1	30 to 40	73.6	107	42.8
22/09/2021	19:00	2	2	7	30	61	49	27	5	0	0	0	0	0	0	0	0	0	0	0	183	40.9	30 to 40	76.5	81	44.3
22/09/2021	20:00	0	3	6	39	37	35	11	4	2	0	0	0	0	0	0	0	0	0	0	137	39.4	30 to 40	81.0	52	38.0
22/09/2021	21:00	3	2	4	24	30	14	14	1	0	0	0	0	0	0	0	0	0	0	0	92	40.4	30 to 40	73.9	29	31.5
22/09/2021	22:00	0	0	3	7	16	13	8	1	0	1	0	0	0	0	0	0	0	0	0	49	41.9	35 to 45	75.5	23	46.9
22/09/2021	23:00	1	0	0	5	12	10	2	3	0	0	0	0	0	0	0	0	0	0	0	33	40	30 to 40	81.8	15	45.5
24 Hr Summary		57	106	209	462	667	478	280	77	17	6	2	0	0	0	0	0	0	0	0	2361	40.5	30 to 40	68.1	860	36.4

Incoming Histogram

2022 Jan W & W non flashing

from Tue-Sep-21-2021-03-00-PM to Sun-Nov-14-2021-05-59-AM

Date	Starting Hr:min	<15	15 to <20	20 to <25	25 to <30	30 to <35	35 to <40	40 to <45	45 to <50	50 to <55	55 to <60	60 to <65	65 to <70	70 to <75	75 to <80	80 to <85	85 to <90	90 to <95	95 to <100	100 to >105	Total Counts	85pct Speed	10MPH Pace	% in pace	# of Speeders	% Speeders
23/09/2021	00:00	0	0	1	8	1	2	2	1	2	0	0	0	0	0	0	0	0	0	0	17	45	30 to 40	64.7	7	41.2
23/09/2021	01:00	0	0	0	0	3	1	1	1	1	0	0	0	0	0	0	0	0	0	0	7	50	35 to 45	71.4	4	57.1
23/09/2021	02:00	2	0	2	0	1	0	1	0	0	0	0	1	0	0	0	0	0	0	0	7	45	15 to 25	57.1	2	28.6
23/09/2021	03:00	0	0	0	0	1	0	0	0	1	0	0	0	0	0	0	0	0	0	0	2	55	25 to 35	50.0	1	50.0
23/09/2021	04:00	0	0	0	0	1	5	1	0	0	0	0	0	0	0	0	0	0	0	0	7	40	35 to 45	100.0	6	85.7
23/09/2021	05:00	0	0	2	2	0	1	2	0	1	0	0	0	0	0	0	0	0	0	0	8	45	20 to 30	50.0	4	50.0
23/09/2021	06:00	1	4	5	5	1	7	2	0	0	0	0	0	0	0	0	0	0	0	0	25	38.6	20 to 30	56.0	9	36.0
23/09/2021	07:00	3	1	7	10	5	6	2	4	0	0	0	1	0	0	0	0	0	0	0	39	42.5	25 to 35	56.4	13	33.3
23/09/2021	08:00	2	10	21	29	41	26	14	5	0	0	0	0	0	0	0	0	0	0	0	148	39.4	30 to 40	64.9	45	30.4
23/09/2021	09:00	0	13	18	24	69	42	12	4	1	0	0	0	0	0	0	0	0	0	0	183	38.8	30 to 40	73.8	59	32.2
23/09/2021	10:00	6	8	23	28	36	21	8	3	2	0	0	0	0	0	0	0	0	0	0	135	38.3	25 to 35	64.4	34	25.2
23/09/2021	11:00	4	7	12	12	22	20	13	5	0	0	0	0	0	0	0	0	0	0	0	95	41.5	35 to 45	57.9	38	40.0
23/09/2021	12:00	4	6	10	22	27	27	11	3	1	0	0	0	0	0	0	0	0	0	0	111	39.6	30 to 40	68.5	42	37.8
23/09/2021	13:00	3	7	15	28	40	28	12	4	1	0	0	0	0	0	0	0	0	0	0	138	39.3	30 to 40	69.6	45	32.6
23/09/2021	14:00	4	1	14	23	46	33	15	8	3	0	0	0	0	0	0	0	0	0	0	147	41.3	30 to 40	69.4	59	40.1
23/09/2021	15:00	5	6	14	24	31	18	15	4	2	0	0	0	0	0	0	0	0	0	0	119	41	30 to 40	61.3	39	32.8
23/09/2021	16:00	4	6	13	58	47	35	11	6	0	0	0	0	0	0	0	0	0	0	0	180	38.6	30 to 40	77.8	52	28.9
23/09/2021	17:00	6	4	4	35	62	53	37	7	1	1	0	0	0	0	0	0	0	0	0	210	41.9	35 to 45	72.4	99	47.1
23/09/2021	18:00	3	5	15	61	76	55	23	3	1	0	0	0	0	0	0	0	0	0	0	242	39.2	30 to 40	79.3	82	33.9
23/09/2021	19:00	3	3	6	31	50	51	26	4	2	0	0	0	0	0	0	0	0	0	0	176	41.2	30 to 40	75.0	83	47.2
23/09/2021	20:00	2	2	5	24	40	34	9	4	0	0	0	0	0	0	0	0	0	0	0	120	39.3	30 to 40	81.7	47	39.2
23/09/2021	21:00	0	2	1	14	27	17	11	1	1	1	0	0	0	0	0	0	0	0	0	75	41.4	30 to 40	77.3	31	41.3
23/09/2021	22:00	0	0	6	19	11	14	4	1	1	0	0	0	0	0	0	0	0	0	0	56	39.3	30 to 40	78.6	20	35.7
23/09/2021	23:00	0	0	1	10	17	6	3	1	2	0	0	1	0	0	0	0	0	0	0	41	41.7	30 to 40	80.5	13	31.7
24 Hr Summary		52	85	195	467	655	502	235	69	23	2	0	3	0	0	0	0	0	0	0	2288	39.9	30 to 40	71.0	834	36.5

Incoming Histogram

2022 Jan W & W non flashing

from Tue-Sep-21-2021-03-00-PM to Sun-Nov-14-2021-05-59-AM

Date	Starting Hr:min	<15	15 to <20	20 to <25	25 to <30	30 to <35	35 to <40	40 to <45	45 to <50	50 to <55	55 to <60	60 to <65	65 to <70	70 to <75	75 to <80	80 to <85	85 to <90	90 to <95	95 to <100	100 to >105	Total Counts	85pct Speed	10MPH Pace	% in pace	# of Speeders	% Speeders	
24/09/2021	00:00	1	0	0	1	4	2	3	4	1	0	0	0	0	0	0	0	0	0	0	0	16	48.8	35 to 45	56.3	10	62.5
24/09/2021	01:00	0	0	0	2	2	1	3	2	1	1	0	0	0	0	0	0	0	0	0	0	12	50	35 to 45	50.0	8	66.7
24/09/2021	02:00	0	0	0	0	0	2	1	0	1	0	0	0	0	0	0	0	0	0	0	0	4	45	35 to 45	75.0	4	100.0
24/09/2021	03:00	0	0	0	0	2	2	1	0	0	0	0	0	0	0	0	0	0	0	0	0	5	40	35 to 45	100.0	3	60.0
24/09/2021	04:00	0	0	0	0	1	1	2	0	0	0	0	0	0	0	0	0	0	0	0	0	4	42.5	35 to 45	100.0	3	75.0
24/09/2021	05:00	0	1	1	1	1	2	3	0	0	0	0	0	0	0	0	0	0	0	0	0	9	43.3	35 to 45	66.7	5	55.6
24/09/2021	06:00	0	1	0	6	4	3	3	2	1	1	0	0	0	0	0	0	0	0	0	0	21	47.5	30 to 40	61.9	10	47.6
24/09/2021	07:00	1	1	0	6	4	6	1	0	0	0	0	0	0	0	0	0	0	0	0	0	19	38.3	30 to 40	84.2	7	36.8
24/09/2021	08:00	0	4	19	31	32	23	12	7	2	0	0	0	0	0	0	0	0	0	0	0	130	40.4	30 to 40	66.2	44	33.8
24/09/2021	09:00	5	9	30	44	51	31	19	3	1	0	0	0	0	0	0	0	0	0	0	0	193	39	30 to 40	65.3	54	28.0
24/09/2021	10:00	4	4	16	25	35	24	13	3	2	0	0	0	0	0	0	0	0	0	0	0	126	39.8	30 to 40	66.7	42	33.3
24/09/2021	11:00	5	10	23	24	33	21	7	3	2	0	0	0	0	0	0	0	0	0	0	0	128	38.3	25 to 35	62.5	33	25.8
24/09/2021	12:00	1	5	9	27	34	27	14	6	1	0	0	0	0	0	0	0	0	0	0	0	124	40.7	30 to 40	71.0	48	38.7
24/09/2021	13:00	2	6	4	28	39	35	14	5	0	1	0	0	0	0	0	0	0	0	0	0	134	40	30 to 40	76.1	55	41.0
24/09/2021	14:00	7	8	10	26	55	37	12	5	2	1	0	0	0	0	0	0	0	0	0	0	163	39.5	30 to 40	72.4	57	35.0
24/09/2021	15:00	3	1	10	43	60	36	17	6	2	0	0	0	0	0	0	0	0	0	0	0	178	39.7	30 to 40	78.1	61	34.3
24/09/2021	16:00	4	5	16	64	79	48	25	5	1	1	0	0	0	0	0	0	0	0	0	0	248	39.5	30 to 40	77.0	80	32.3
24/09/2021	17:00	1	3	8	33	67	53	30	4	1	0	0	0	0	0	0	0	0	0	0	0	200	40.8	30 to 40	76.5	88	44.0
24/09/2021	18:00	3	4	12	44	80	60	27	8	1	2	1	0	0	0	0	0	0	0	0	0	242	40.6	30 to 40	76.0	99	40.9
24/09/2021	19:00	0	3	6	38	53	35	20	7	2	0	0	0	0	0	0	0	0	0	0	0	164	41	30 to 40	76.8	64	39.0
24/09/2021	20:00	1	1	5	32	37	27	11	2	3	0	0	0	0	0	0	0	0	0	0	0	119	39.6	30 to 40	80.7	43	36.1
24/09/2021	21:00	1	2	6	17	33	21	4	8	1	1	0	0	0	0	0	0	0	0	0	0	94	40	30 to 40	75.5	35	37.2
24/09/2021	22:00	0	0	4	15	21	11	6	1	0	1	0	0	0	0	0	0	0	0	0	0	59	39.5	30 to 40	79.7	19	32.2
24/09/2021	23:00	0	0	1	12	17	11	8	5	1	2	1	0	0	0	0	0	0	0	0	0	58	45	30 to 40	69.0	28	48.3
24 Hr Summary		39	68	180	519	744	519	256	86	26	11	2	0	0	0	0	0	0	0	0	0	2450	40.3	30 to 40	72.7	900	36.7

Incoming Histogram

2022 Jan W & W non flashing

from Tue-Sep-21-2021-03-00-PM to Sun-Nov-14-2021-05-59-AM

Date	Starting Hr:min	<15	15 to <20	20 to <25	25 to <30	30 to <35	35 to <40	40 to <45	45 to <50	50 to <55	55 to <60	60 to <65	65 to <70	70 to <75	75 to <80	80 to <85	85 to <90	90 to <95	95 to <100	100 to >105	Total Counts	85pct Speed	10MPH Pace	% in pace	# of Speeders	% Speeders
25/09/2021	00:00	2	1	0	5	8	4	3	1	1	1	3	0	0	0	0	0	0	0	0	29	55	30 to 40	58.6	13	44.8
25/09/2021	01:00	0	0	0	1	4	7	3	4	2	1	0	0	0	0	0	0	0	0	0	22	50	35 to 45	63.6	17	77.3
25/09/2021	02:00	0	0	0	1	2	3	1	1	3	0	0	0	0	0	0	0	0	0	0	11	51.7	30 to 40	54.5	8	72.7
25/09/2021	03:00	0	0	1	0	3	0	0	1	0	0	0	0	0	0	0	0	0	0	0	5	35	25 to 35	80.0	1	20.0
25/09/2021	04:00	0	0	0	0	0	1	0	0	0	0	0	0	0	0	0	0	0	0	0	1	40	30 to 40	100.0	1	100.0
25/09/2021	05:00	0	0	0	0	2	2	0	1	1	0	0	0	0	0	0	0	0	0	0	6	50	30 to 40	66.7	4	66.7
25/09/2021	06:00	0	0	0	1	1	1	0	1	0	0	0	0	0	0	0	0	0	0	0	4	40	30 to 40	75.0	2	50.0
25/09/2021	07:00	0	0	1	2	0	4	2	2	0	0	0	0	0	0	0	0	0	0	0	11	45	40 to 50	72.7	8	72.7
25/09/2021	08:00	2	1	4	8	10	4	2	1	0	0	0	0	0	0	0	0	0	0	0	32	37.5	25 to 35	68.8	7	21.9
25/09/2021	09:00	0	0	7	6	17	14	9	7	0	1	1	0	0	0	0	0	0	0	0	62	45	35 to 45	64.5	32	51.6
25/09/2021	10:00	0	1	5	19	32	16	14	0	1	1	0	0	0	0	0	0	0	0	0	89	41.1	30 to 40	75.3	32	36.0
25/09/2021	11:00	0	2	7	19	45	28	21	1	1	1	0	0	0	0	0	0	0	0	0	125	41.2	35 to 45	75.2	52	41.6
25/09/2021	12:00	0	3	5	33	46	26	12	5	1	0	0	0	0	0	0	0	0	0	0	131	39.6	30 to 40	80.2	44	33.6
25/09/2021	13:00	4	2	11	29	42	30	24	4	2	0	0	0	0	0	0	0	0	0	0	148	41.7	30 to 40	68.2	60	40.5
25/09/2021	14:00	1	1	6	22	30	37	22	4	1	0	0	0	0	0	0	0	0	0	0	124	41.8	30 to 40	71.8	64	51.6
25/09/2021	15:00	1	2	2	23	32	33	17	6	5	1	0	0	0	0	0	0	0	0	0	122	43.2	30 to 40	72.1	62	50.8
25/09/2021	16:00	1	5	5	22	40	21	27	6	1	1	0	0	0	0	0	0	0	0	0	129	43	35 to 45	68.2	56	43.4
25/09/2021	17:00	0	2	3	24	39	31	15	10	1	0	0	0	0	0	0	0	0	0	0	125	42.3	30 to 40	75.2	57	45.6
25/09/2021	18:00	0	0	2	19	46	41	17	6	0	0	0	0	0	0	0	0	0	0	0	131	40.9	30 to 40	80.9	64	48.9
25/09/2021	19:00	1	1	5	19	33	29	21	9	1	1	0	0	0	0	0	0	0	0	0	120	43.3	35 to 45	69.2	61	50.8
25/09/2021	20:00	0	0	3	19	18	26	3	4	3	1	0	0	0	0	0	0	0	0	0	77	39.8	30 to 40	81.8	37	48.1
25/09/2021	21:00	0	0	0	3	6	11	7	3	0	0	0	0	0	0	0	0	0	0	0	30	44.3	35 to 45	80.0	21	70.0
25/09/2021	22:00	1	1	2	9	6	9	8	6	2	2	0	0	0	0	0	0	0	0	0	46	47.5	30 to 40	52.2	27	58.7
25/09/2021	23:00	0	0	2	11	7	5	5	0	1	1	1	0	0	0	0	0	0	0	0	33	43	30 to 40	69.7	13	39.4
24 Hr Summary		13	22	71	295	469	383	233	83	27	12	5	0	0	0	0	0	0	0	0	1613	42.5	30 to 40	71.1	743	46.1

Incoming Histogram

2022 Jan W & W non flashing

from Tue-Sep-21-2021-03-00-PM to Sun-Nov-14-2021-05-59-AM

Date	Starting Hr:min	<15	15 to <20	20 to <25	25 to <30	30 to <35	35 to <40	40 to <45	45 to <50	50 to <55	55 to <60	60 to <65	65 to <70	70 to <75	75 to <80	80 to <85	85 to <90	90 to <95	95 to <100	100 to >105	Total Counts	85pct Speed	10MPH Pace	% in pace	# of Speeders	% Speeders
26/09/2021	00:00	0	0	1	6	10	9	8	3	0	0	0	0	1	0	0	0	0	0	0	38	43.8	35 to 45	71.1	21	55.3
26/09/2021	01:00	1	0	0	5	4	4	5	1	0	0	0	0	1	0	0	0	0	0	0	21	44	30 to 40	61.9	11	52.4
26/09/2021	02:00	0	0	0	4	8	2	4	2	1	1	0	0	0	0	0	0	0	0	0	22	47.5	30 to 40	63.6	10	45.5
26/09/2021	03:00	0	0	0	0	4	2	1	0	0	0	0	0	0	0	0	0	0	0	0	7	40	35 to 45	100.0	3	42.9
26/09/2021	04:00	0	0	0	1	2	1	0	1	0	0	0	0	0	0	0	0	0	0	0	5	40	30 to 40	80.0	2	40.0
26/09/2021	05:00	0	1	0	1	1	1	1	0	0	0	0	0	0	0	0	0	0	0	0	5	40	30 to 40	60.0	2	40.0
26/09/2021	06:00	0	0	0	2	1	1	0	3	0	0	0	0	0	0	0	0	0	0	0	7	48.3	30 to 40	57.1	4	57.1
26/09/2021	07:00	0	0	1	3	6	4	2	2	3	0	0	0	0	0	0	0	0	0	0	21	50	30 to 40	61.9	11	52.4
26/09/2021	08:00	0	2	3	6	7	8	8	5	1	0	0	0	0	0	0	0	0	0	0	40	45	35 to 45	57.5	22	55.0
26/09/2021	09:00	0	4	11	21	22	16	10	4	3	0	0	0	0	0	0	0	0	0	0	91	41.5	30 to 40	64.8	33	36.3
26/09/2021	10:00	2	0	4	15	28	13	15	7	3	1	0	0	0	0	0	0	0	0	0	88	44.3	30 to 40	63.6	39	44.3
26/09/2021	11:00	0	5	7	15	29	25	16	6	0	1	0	0	0	0	0	0	0	0	0	104	42.2	35 to 45	67.3	48	46.2
26/09/2021	12:00	0	2	8	22	35	23	13	6	2	0	0	0	0	0	0	0	0	0	0	111	41.5	30 to 40	72.1	44	39.6
26/09/2021	13:00	0	1	6	18	40	36	26	10	0	0	0	0	0	0	0	0	0	0	0	137	42.9	35 to 45	74.5	72	52.6
26/09/2021	14:00	0	4	9	20	29	43	25	10	0	0	0	0	0	0	0	0	0	0	0	140	42.8	35 to 45	69.3	78	55.7
26/09/2021	15:00	3	1	5	24	30	26	19	3	2	0	0	0	0	0	0	0	0	0	0	113	41.8	30 to 40	70.8	50	44.2
26/09/2021	16:00	0	1	4	33	31	27	10	4	1	0	0	0	0	0	0	0	0	0	0	111	39.6	30 to 40	82.0	42	37.8
26/09/2021	17:00	0	1	5	18	37	28	13	5	1	1	0	0	0	0	0	0	0	0	0	109	41.5	30 to 40	76.1	48	44.0
26/09/2021	18:00	15	3	6	18	27	32	14	12	1	0	0	0	0	0	0	0	0	0	0	128	42.9	30 to 40	60.2	59	46.1
26/09/2021	19:00	2	2	5	8	31	23	17	9	2	0	0	0	0	0	0	0	0	0	0	99	43.8	35 to 45	71.7	51	51.5
26/09/2021	20:00	0	1	3	18	28	20	11	1	0	1	0	0	0	0	0	0	0	0	0	83	40.5	30 to 40	79.5	33	39.8
26/09/2021	21:00	0	0	1	12	24	17	6	2	2	0	0	0	0	0	0	0	0	0	0	64	40	30 to 40	82.8	27	42.2
26/09/2021	22:00	0	0	3	3	8	10	5	0	1	0	0	0	0	0	0	0	0	0	0	30	42	35 to 45	76.7	16	53.3
26/09/2021	23:00	0	0	0	5	7	2	6	1	0	0	0	0	0	0	0	0	0	0	0	21	43.3	35 to 45	71.4	9	42.9
24 Hr Summary		23	28	82	278	449	373	235	97	23	5	0	0	2	0	0	0	0	0	0	1595	42.6	30 to 40	69.0	735	46.1

Incoming Histogram

2022 Jan W & W non flashing

from Tue-Sep-21-2021-03-00-PM to Sun-Nov-14-2021-05-59-AM

Date	Starting Hr:min	<15	15 to <20	20 to <25	25 to <30	30 to <35	35 to <40	40 to <45	45 to <50	50 to <55	55 to <60	60 to <65	65 to <70	70 to <75	75 to <80	80 to <85	85 to <90	90 to <95	95 to <100	100 to >105	Total Counts	85pct Speed	10MPH Pace	% in pace	# of Speeders	% Speeders	
27/09/2021	00:00	0	0	0	1	3	4	2	1	2	0	0	0	0	0	0	0	0	0	0	0	13	50	35 to 45	69.2	9	69.2
27/09/2021	01:00	0	0	0	2	0	2	0	0	0	0	0	0	0	0	0	0	0	0	0	0	4	37.5	30 to 40	100.0	2	50.0
27/09/2021	02:00	0	0	3	0	0	0	0	0	0	0	0	0	0	0	0	0	0	0	0	0	3	25	15 to 25	100.0	*	*
27/09/2021	03:00	0	0	0	0	0	0	0	0	0	0	0	0	0	0	0	0	0	0	0	0	0	0	*	*	*	*
27/09/2021	04:00	0	0	0	2	1	2	1	0	0	0	0	0	0	0	0	0	0	0	0	0	6	40	30 to 40	83.3	3	50.0
27/09/2021	05:00	1	1	1	0	3	3	1	0	0	0	0	0	0	0	0	0	0	0	0	0	10	38.3	35 to 45	70.0	4	40.0
27/09/2021	06:00	1	5	1	1	5	4	3	4	0	1	0	0	0	0	0	0	0	0	0	0	25	46.2	35 to 45	48.0	12	48.0
27/09/2021	07:00	101	24	2	3	5	4	2	1	0	0	0	0	0	0	0	0	0	0	0	0	142	19.2	10 to 20	88.0	7	4.9
27/09/2021	08:00	312	103	9	22	12	13	4	1	1	0	0	0	0	0	0	0	0	0	0	0	477	19.5	10 to 20	87.0	19	4.0
27/09/2021	09:00	88	15	13	47	45	41	7	0	0	0	0	0	0	0	0	0	0	0	0	0	256	36.2	30 to 40	52.0	48	18.8
27/09/2021	10:00	5	4	13	17	29	21	7	6	0	0	0	0	0	0	0	0	0	0	0	0	102	39.5	30 to 40	65.7	34	33.3
27/09/2021	11:00	2	7	10	19	20	18	5	5	2	0	0	0	0	0	0	0	0	0	0	0	88	39.7	30 to 40	64.8	30	34.1
27/09/2021	12:00	2	0	15	17	32	16	11	3	0	0	1	0	0	0	0	0	0	0	0	0	97	40	30 to 40	67.0	31	32.0
27/09/2021	13:00	0	3	7	19	25	26	10	4	1	0	0	0	0	0	0	0	0	0	0	0	95	40.5	30 to 40	73.7	41	43.2
27/09/2021	14:00	5	8	11	18	35	25	15	3	1	0	0	0	0	0	0	0	0	0	0	0	121	40.3	30 to 40	64.5	44	36.4
27/09/2021	15:00	5	6	8	31	38	23	16	5	1	0	0	0	0	0	0	0	0	0	0	0	133	40.6	30 to 40	69.2	45	33.8
27/09/2021	16:00	3	6	11	40	45	33	17	13	5	0	0	0	0	0	0	0	0	0	0	0	173	42.6	30 to 40	68.2	68	39.3
27/09/2021	17:00	1	10	12	29	46	55	21	9	2	0	0	0	0	0	0	0	0	0	0	0	185	41	30 to 40	70.3	87	47.0
27/09/2021	18:00	3	7	11	42	67	49	27	3	1	0	0	0	0	0	0	0	0	0	0	0	210	39.9	30 to 40	75.2	80	38.1
27/09/2021	19:00	0	5	6	50	59	42	29	6	0	0	0	0	0	0	0	0	0	0	0	0	197	40.9	30 to 40	76.6	77	39.1
27/09/2021	20:00	2	5	8	55	32	12	4	3	2	0	0	0	0	0	0	0	0	0	0	0	123	36.2	30 to 40	80.5	21	17.1
27/09/2021	21:00	1	0	4	15	16	11	9	3	1	0	0	0	0	0	0	0	0	0	0	0	60	42.2	30 to 40	70.0	24	40.0
27/09/2021	22:00	0	0	2	1	17	6	6	4	3	0	0	0	0	0	0	0	0	0	0	0	39	46.2	35 to 45	74.4	19	48.7
27/09/2021	23:00	0	0	0	3	12	7	7	1	0	0	0	0	0	0	0	0	0	0	0	0	30	42.9	35 to 45	86.7	15	50.0
24 Hr Summary		532	209	147	434	547	417	204	75	22	1	1	0	0	0	0	0	0	0	0	0	2589	39	30 to 40	54.0	720	27.8

Incoming Histogram

2022 Jan W & W non flashing

from Tue-Sep-21-2021-03-00-PM to Sun-Nov-14-2021-05-59-AM

Date	Starting Hr:min	<15	15 to <20	20 to <25	25 to <30	30 to <35	35 to <40	40 to <45	45 to <50	50 to <55	55 to <60	60 to <65	65 to <70	70 to <75	75 to <80	80 to <85	85 to <90	90 to <95	95 to <100	100 to >105	Total Counts	85pct Speed	10MPH Pace	% in pace	# of Speeders	% Speeders	
28/09/2021	00:00	0	0	0	0	2	6	4	2	0	0	0	0	0	0	0	0	0	0	0	0	14	45	35 to 45	85.7	12	85.7
28/09/2021	01:00	0	0	0	0	1	4	3	1	0	0	0	0	0	0	0	0	0	0	0	0	9	45	35 to 45	88.9	8	88.9
28/09/2021	02:00	0	0	1	0	0	0	1	0	0	0	1	0	0	0	0	0	0	0	0	0	3	65	15 to 25	33.3	2	66.7
28/09/2021	03:00	0	0	0	1	1	1	0	1	0	0	0	0	0	0	0	0	0	0	0	0	4	40	30 to 40	75.0	2	50.0
28/09/2021	04:00	0	0	0	1	2	2	0	1	0	0	0	0	0	0	0	0	0	0	0	0	6	40	30 to 40	83.3	3	50.0
28/09/2021	05:00	0	0	2	0	2	3	0	1	1	0	0	0	0	0	0	0	0	0	0	0	9	50	30 to 40	55.6	5	55.6
28/09/2021	06:00	1	4	3	2	3	4	5	3	1	0	0	0	0	0	0	0	0	0	0	0	26	45	35 to 45	46.2	13	50.0
28/09/2021	07:00	1	4	2	7	12	4	2	1	0	0	2	0	0	0	0	0	0	0	0	0	35	40	30 to 40	65.7	9	25.7
28/09/2021	08:00	3	16	15	37	35	26	11	4	2	0	0	0	0	0	0	0	0	0	0	0	149	39	30 to 40	65.8	43	28.9
28/09/2021	09:00	4	20	21	40	42	38	14	5	2	0	0	0	0	0	0	0	0	0	0	0	186	39.1	30 to 40	64.5	59	31.7
28/09/2021	10:00	32	8	21	25	23	21	7	3	2	0	0	0	0	0	0	0	0	0	0	0	142	37.9	25 to 35	48.6	33	23.2
28/09/2021	11:00	11	7	12	21	15	19	12	3	4	1	0	0	0	0	0	0	0	0	0	0	105	41.7	30 to 40	52.4	39	37.1
28/09/2021	12:00	3	6	10	15	30	21	7	4	2	0	0	0	0	0	0	0	0	0	0	0	98	39.5	30 to 40	67.3	34	34.7
28/09/2021	13:00	55	7	11	27	42	21	6	6	0	0	0	0	0	0	0	0	0	0	0	0	175	36.7	30 to 40	51.4	33	18.9
28/09/2021	14:00	7	9	11	22	21	20	10	2	1	0	0	0	0	0	0	0	0	0	0	0	103	39.5	30 to 40	61.2	33	32.0
28/09/2021	15:00	5	1	9	23	44	29	16	5	0	0	0	0	0	0	0	0	0	0	0	0	132	40.3	30 to 40	72.7	50	37.9
28/09/2021	16:00	13	4	6	38	52	35	21	4	3	0	0	0	0	0	0	0	0	0	0	0	176	40.5	30 to 40	71.0	63	35.8
28/09/2021	17:00	8	7	9	29	63	44	25	3	1	1	0	0	0	0	0	0	0	0	0	0	190	40.4	30 to 40	71.6	74	38.9
28/09/2021	18:00	6	4	4	45	66	54	26	4	1	0	0	0	0	0	0	0	0	0	0	0	210	39.9	30 to 40	78.6	85	40.5
28/09/2021	19:00	1	3	10	38	56	47	13	7	3	0	0	0	0	0	0	0	0	0	0	0	178	39.6	30 to 40	79.2	70	39.3
28/09/2021	20:00	363	74	6	16	14	4	2	1	0	0	0	0	0	0	0	0	0	0	0	0	480	18	10 to 20	91.0	7	1.5
28/09/2021	21:00	57	0	1	19	18	15	4	2	0	0	0	0	0	0	0	0	0	0	0	0	116	36.3	5 to 15	49.1	21	18.1
28/09/2021	22:00	1	0	2	14	12	7	1	2	1	0	0	0	0	0	0	0	0	0	0	0	40	38.6	30 to 40	82.5	11	27.5
28/09/2021	23:00	5	0	2	11	11	6	5	2	0	0	0	0	0	0	0	0	0	0	0	0	42	41	30 to 40	66.7	13	31.0
24 Hr Summary		576	174	158	431	567	431	195	67	24	2	3	0	0	0	0	0	0	0	0	0	2628	38.8	30 to 40	54.4	722	27.5

Incoming Histogram

2022 Jan W & W non flashing

from Tue-Sep-21-2021-03-00-PM to Sun-Nov-14-2021-05-59-AM

Date	Starting Hr:min	<15	15 to <20	20 to <25	25 to <30	30 to <35	35 to <40	40 to <45	45 to <50	50 to <55	55 to <60	60 to <65	65 to <70	70 to <75	75 to <80	80 to <85	85 to <90	90 to <95	95 to <100	100 to >105	Total Counts	85pct Speed	10MPH Pace	% in pace	# of Speeders	% Speeders	
29/09/2021	00:00	0	0	0	5	9	2	3	1	0	0	0	0	0	0	0	0	0	0	0	0	20	41.7	30 to 40	80.0	6	30.0
29/09/2021	01:00	1	0	0	2	0	2	1	2	0	0	0	0	0	0	0	0	0	0	0	0	8	47.5	40 to 50	62.5	5	62.5
29/09/2021	02:00	0	0	0	0	0	0	0	0	0	0	0	0	0	0	0	0	0	0	0	0	0	0	*	*	*	*
29/09/2021	03:00	0	1	0	2	1	0	0	0	0	0	0	0	0	0	0	0	0	0	0	0	4	30	20 to 30	75.0	*	*
29/09/2021	04:00	0	0	0	0	2	2	0	0	0	0	0	0	0	0	0	0	0	0	0	0	4	37.5	30 to 40	100.0	2	50.0
29/09/2021	05:00	0	1	3	0	3	1	0	0	0	0	0	0	0	0	0	0	0	0	0	0	8	35	25 to 35	75.0	1	12.5
29/09/2021	06:00	3	3	3	2	5	4	2	0	2	0	0	0	0	0	0	0	0	0	0	0	24	40	30 to 40	45.8	8	33.3
29/09/2021	07:00	0	6	3	6	7	4	3	4	1	0	0	0	0	0	0	0	0	0	0	0	34	45	30 to 40	50.0	12	35.3
29/09/2021	08:00	1	6	17	35	41	31	8	0	2	0	0	0	0	0	0	0	0	0	0	0	141	38.2	30 to 40	75.9	41	29.1
29/09/2021	09:00	3	20	16	37	52	48	20	3	1	0	0	0	0	0	0	0	0	0	0	0	200	39.4	30 to 40	68.5	72	36.0
29/09/2021	10:00	6	6	25	25	24	22	14	0	1	0	0	0	0	0	0	0	0	0	0	0	123	39.3	25 to 35	60.2	37	30.1
29/09/2021	11:00	3	9	18	28	29	19	7	1	0	0	0	0	0	0	0	0	0	0	0	0	114	37.6	30 to 40	66.7	27	23.7
29/09/2021	12:00	2	4	12	17	37	18	6	2	0	1	0	0	0	0	0	0	0	0	0	0	99	38.3	30 to 40	72.7	27	27.3
29/09/2021	13:00	4	10	15	22	42	21	13	1	2	0	0	0	0	0	0	0	0	0	0	0	130	39	30 to 40	65.4	37	28.5
29/09/2021	14:00	6	4	12	27	30	17	8	6	1	0	0	0	0	0	0	0	0	0	0	0	111	39.4	30 to 40	66.7	32	28.8
29/09/2021	15:00	6	4	10	28	39	31	14	1	1	1	0	0	0	0	0	0	0	0	0	0	135	39.5	30 to 40	72.6	48	35.6
29/09/2021	16:00	1	7	7	36	57	42	18	2	2	1	0	0	0	0	0	0	0	0	0	0	173	39.6	30 to 40	78.0	65	37.6
29/09/2021	17:00	4	5	12	27	70	40	23	7	3	1	0	0	0	0	0	0	0	0	0	0	192	41.1	30 to 40	71.4	74	38.5
29/09/2021	18:00	5	6	10	36	77	60	24	6	0	2	0	0	0	0	0	0	0	0	0	0	226	39.8	30 to 40	76.5	92	40.7
29/09/2021	19:00	1	3	10	41	55	40	15	7	3	0	0	0	0	0	0	0	0	0	0	0	175	39.9	30 to 40	77.7	65	37.1
29/09/2021	20:00	0	0	1	24	44	23	7	3	3	0	0	0	0	0	0	0	0	0	0	0	105	39.3	30 to 40	86.7	36	34.3
29/09/2021	21:00	2	0	3	12	22	10	7	6	2	0	0	0	0	0	0	0	0	0	0	0	64	43.6	30 to 40	68.8	25	39.1
29/09/2021	22:00	1	0	2	9	19	9	6	5	1	0	0	0	0	0	0	0	0	0	0	0	52	43.3	30 to 40	71.2	21	40.4
29/09/2021	23:00	0	1	3	6	13	8	6	2	2	1	0	0	0	0	0	0	0	0	0	0	42	44.2	30 to 40	64.3	19	45.2
24 Hr Summary		49	96	182	427	678	454	205	59	27	7	0	0	0	0	0	0	0	0	0	0	2184	39.7	30 to 40	71.4	752	34.4

Incoming Histogram

2022 Jan W & W non flashing

from Tue-Sep-21-2021-03-00-PM to Sun-Nov-14-2021-05-59-AM

Date	Starting Hr:min	<15	15 to <20	20 to <25	25 to <30	30 to <35	35 to <40	40 to <45	45 to <50	50 to <55	55 to <60	60 to <65	65 to <70	70 to <75	75 to <80	80 to <85	85 to <90	90 to <95	95 to <100	100 to >105	Total Counts	85pct Speed	10MPH Pace	% in pace	# of Speeders	% Speeders	
30/09/2021	00:00	0	0	1	4	10	2	3	4	2	0	0	0	0	0	0	0	0	0	0	0	26	47.5	30 to 40	61.5	11	42.3
30/09/2021	01:00	0	0	1	2	2	2	3	1	2	1	0	0	0	0	0	0	0	0	0	0	14	52.5	35 to 45	50.0	9	64.3
30/09/2021	02:00	0	0	0	0	0	0	0	0	0	0	0	1	0	0	0	0	0	0	0	0	1	70	60 to 70	100.0	1	100.0
30/09/2021	03:00	0	1	1	0	0	0	0	1	0	0	0	0	0	0	0	0	0	0	0	0	3	50	15 to 25	66.7	1	33.3
30/09/2021	04:00	0	0	0	1	2	2	1	1	1	0	0	0	0	0	0	0	0	0	0	0	8	50	30 to 40	62.5	5	62.5
30/09/2021	05:00	0	1	0	0	1	1	2	1	0	1	0	0	0	0	0	0	0	0	0	0	7	50	35 to 45	57.1	5	71.4
30/09/2021	06:00	27	3	1	4	6	4	0	2	0	0	0	0	0	0	0	0	0	0	0	0	47	34.2	10 to 20	63.8	6	12.8
30/09/2021	07:00	9	4	3	7	7	8	2	2	0	1	0	0	0	0	0	0	0	0	0	0	43	39.4	30 to 40	51.2	13	30.2
30/09/2021	08:00	8	7	14	19	42	26	10	2	0	0	0	0	0	0	0	0	0	0	0	0	128	38.7	30 to 40	68.0	38	29.7
30/09/2021	09:00	23	14	6	43	42	34	14	4	1	0	0	0	0	0	0	0	0	0	0	0	181	38.8	30 to 40	65.7	53	29.3
30/09/2021	10:00	2	10	14	16	27	27	15	7	1	0	0	1	0	0	0	0	0	0	0	0	120	42	30 to 40	58.3	51	42.5
30/09/2021	11:00	4	9	15	19	28	21	7	2	0	0	0	0	0	0	0	0	0	0	0	0	105	38.3	30 to 40	64.8	30	28.6
30/09/2021	12:00	0	5	10	23	19	13	13	2	2	0	0	0	0	0	0	0	0	0	0	0	87	41.5	30 to 40	63.2	30	34.5
30/09/2021	13:00	5	3	11	32	37	27	13	2	2	0	0	0	0	0	0	0	0	0	0	0	132	39.4	30 to 40	72.7	44	33.3
30/09/2021	14:00	4	2	14	23	36	33	5	4	1	0	0	0	0	0	0	0	0	0	0	0	122	38.8	30 to 40	75.4	43	35.2
30/09/2021	15:00	5	6	16	31	25	19	16	3	0	1	0	0	0	0	0	0	0	0	0	0	122	40.6	30 to 40	61.5	39	32.0
30/09/2021	16:00	14	5	12	38	41	36	19	7	1	0	0	0	0	0	0	0	0	0	0	0	173	40.3	30 to 40	66.5	63	36.4
30/09/2021	17:00	6	6	10	30	69	46	20	8	1	0	0	0	0	0	0	0	0	0	0	0	196	40	30 to 40	74.0	75	38.3
30/09/2021	18:00	3	4	19	53	68	41	22	2	1	0	0	0	0	0	0	0	0	0	0	0	213	39.1	30 to 40	76.1	66	31.0
30/09/2021	19:00	1	5	8	38	46	53	18	6	0	0	0	0	0	0	0	0	0	0	0	0	175	39.8	30 to 40	78.3	77	44.0
30/09/2021	20:00	0	3	1	25	45	25	12	3	0	1	0	0	0	0	0	0	0	0	0	0	115	39.8	30 to 40	82.6	41	35.7
30/09/2021	21:00	2	0	2	10	21	16	13	1	1	0	0	0	0	0	0	0	0	0	0	0	66	41.9	35 to 45	75.8	31	47.0
30/09/2021	22:00	2	0	1	12	26	12	4	3	1	1	1	0	0	0	0	0	0	0	0	0	63	41.2	30 to 40	79.4	22	34.9
30/09/2021	23:00	0	0	2	9	14	11	6	2	0	0	0	0	0	0	0	0	0	0	0	0	44	40.8	30 to 40	77.3	19	43.2
24 Hr Summary		115	88	162	439	614	459	218	70	17	6	1	2	0	0	0	0	0	0	0	0	2191	39.8	30 to 40	69.0	773	35.3

Incoming Histogram

2022 Jan W & W non flashing

from Tue-Sep-21-2021-03-00-PM to Sun-Nov-14-2021-05-59-AM

Date	Starting Hr:min	<15	15 to <20	20 to <25	25 to <30	30 to <35	35 to <40	40 to <45	45 to <50	50 to <55	55 to <60	60 to <65	65 to <70	70 to <75	75 to <80	80 to <85	85 to <90	90 to <95	95 to <100	100 to >105	Total Counts	85pct Speed	10MPH Pace	% in pace	# of Speeders	% Speeders
01/10/2021	00:00	0	1	1	3	12	5	6	2	1	1	0	0	0	0	0	0	0	0	0	32	44.2	35 to 45	71.9	15	46.9
01/10/2021	01:00	0	0	0	2	6	7	2	2	0	1	1	0	0	0	0	0	0	0	0	21	47.5	30 to 40	71.4	13	61.9
01/10/2021	02:00	0	0	0	1	2	0	1	3	0	0	0	0	0	0	0	0	0	0	0	7	48.3	40 to 50	57.1	4	57.1
01/10/2021	03:00	0	0	0	2	1	0	0	0	1	0	0	0	0	0	0	0	0	0	0	4	35	25 to 35	75.0	1	25.0
01/10/2021	04:00	0	0	0	1	1	2	2	1	0	0	0	0	0	0	0	0	0	0	0	7	45	35 to 45	71.4	5	71.4
01/10/2021	05:00	0	1	0	0	1	3	0	1	0	0	0	0	0	0	0	0	0	0	0	6	40	30 to 40	66.7	4	66.7
01/10/2021	06:00	1	1	1	4	6	4	2	1	1	0	0	0	0	0	0	0	0	0	0	21	42.5	30 to 40	66.7	8	38.1
01/10/2021	07:00	0	2	3	6	8	8	5	0	0	0	0	0	0	0	0	0	0	0	0	32	40	30 to 40	68.8	13	40.6
01/10/2021	08:00	2	7	10	31	35	22	10	5	1	0	0	0	0	0	0	0	0	0	0	123	39.5	30 to 40	71.5	38	30.9
01/10/2021	09:00	5	13	24	30	54	34	17	4	0	0	0	0	0	0	0	0	0	0	0	181	39.1	30 to 40	65.2	55	30.4
01/10/2021	10:00	5	14	15	23	38	24	7	6	1	0	0	0	0	0	0	0	0	0	0	133	38.8	30 to 40	63.9	38	28.6
01/10/2021	11:00	4	5	12	22	40	27	8	1	0	0	0	0	0	0	0	0	0	0	0	119	38.3	30 to 40	74.8	36	30.3
01/10/2021	12:00	1	5	13	23	24	18	17	3	0	0	0	0	0	0	0	0	0	0	0	104	41.2	30 to 40	62.5	38	36.5
01/10/2021	13:00	6	2	16	22	40	25	13	6	2	1	0	0	0	0	0	0	0	0	0	133	40.8	30 to 40	65.4	47	35.3
01/10/2021	14:00	6	4	18	34	51	22	19	5	0	0	0	0	0	0	0	0	0	0	0	159	40	30 to 40	67.3	46	28.9
01/10/2021	15:00	4	3	9	29	37	22	10	5	2	1	0	0	0	0	0	0	0	0	0	122	40	30 to 40	72.1	40	32.8
01/10/2021	16:00	2	6	13	33	58	59	19	1	1	0	0	0	0	0	0	0	0	0	0	192	39.3	30 to 40	78.1	80	41.7
01/10/2021	17:00	2	5	9	37	63	43	27	12	2	0	0	0	0	0	0	0	0	0	0	200	42	30 to 40	71.5	84	42.0
01/10/2021	18:00	4	4	12	30	67	56	24	7	2	0	0	0	0	0	0	0	0	0	0	206	40.4	30 to 40	74.3	89	43.2
01/10/2021	19:00	0	4	7	30	51	61	23	3	1	0	0	0	0	0	0	0	0	0	0	180	40	30 to 40	78.9	88	48.9
01/10/2021	20:00	4	0	5	37	35	26	15	10	1	0	0	0	0	0	0	0	0	0	0	133	42	30 to 40	73.7	52	39.1
01/10/2021	21:00	0	0	1	20	16	16	9	3	0	2	0	0	0	0	0	0	0	0	0	67	42.2	30 to 40	77.6	30	44.8
01/10/2021	22:00	0	0	1	9	14	14	6	2	0	0	0	0	0	0	0	0	0	0	0	46	40.8	30 to 40	80.4	22	47.8
01/10/2021	23:00	1	1	2	9	9	17	5	2	0	0	0	0	0	0	0	0	0	0	0	46	40	30 to 40	76.1	24	52.2
24 Hr Summary		47	78	172	438	669	515	247	85	16	6	1	0	0	0	0	0	0	0	0	2274	40.3	30 to 40	71.3	870	38.3

Incoming Histogram

2022 Jan W & W non flashing

from Tue-Sep-21-2021-03-00-PM to Sun-Nov-14-2021-05-59-AM

Date	Starting Hr:min	<15	15 to <20	20 to <25	25 to <30	30 to <35	35 to <40	40 to <45	45 to <50	50 to <55	55 to <60	60 to <65	65 to <70	70 to <75	75 to <80	80 to <85	85 to <90	90 to <95	95 to <100	100 to >105	Total Counts	85pct Speed	10MPH Pace	% in pace	# of Speeders	% Speeders
02/10/2021	00:00	0	1	4	10	8	11	4	3	0	0	0	0	0	0	0	0	0	0	0	41	41.2	30 to 40	70.7	18	43.9
02/10/2021	01:00	1	0	1	1	1	6	3	4	0	0	0	0	0	0	0	0	0	0	0	17	46.2	40 to 50	76.5	13	76.5
02/10/2021	02:00	1	1	0	0	2	0	0	3	0	0	0	0	0	0	0	0	0	0	0	7	48.3	40 to 50	42.9	3	42.9
02/10/2021	03:00	0	0	0	0	1	0	1	0	0	0	1	0	0	0	0	0	0	0	0	3	65	35 to 45	66.7	2	66.7
02/10/2021	04:00	0	0	0	0	1	2	1	0	0	0	0	0	0	0	0	0	0	0	0	4	40	35 to 45	100.0	3	75.0
02/10/2021	05:00	0	0	1	1	0	0	1	0	0	0	0	0	0	0	0	0	0	0	0	3	45	20 to 30	66.7	1	33.3
02/10/2021	06:00	0	0	0	1	0	1	1	0	0	0	0	0	0	0	0	0	0	0	0	3	45	30 to 40	66.7	2	66.7
02/10/2021	07:00	0	0	1	2	2	1	1	3	0	0	0	0	0	0	0	0	0	0	0	10	46.7	25 to 35	50.0	5	50.0
02/10/2021	08:00	0	0	1	3	4	3	5	3	0	3	0	0	0	0	0	0	0	0	0	22	50	35 to 45	54.5	14	63.6
02/10/2021	09:00	0	0	3	10	16	11	9	7	0	0	0	0	0	0	0	0	0	0	0	56	44.4	30 to 40	66.1	27	48.2
02/10/2021	10:00	1	2	6	24	18	17	14	4	1	0	0	0	0	0	0	0	0	0	0	87	42.1	30 to 40	67.8	36	41.4
02/10/2021	11:00	85	0	4	11	28	23	5	2	1	1	0	0	0	0	0	0	0	0	0	160	36.7	5 to 15	53.1	32	20.0
02/10/2021	12:00	66	6	2	21	45	28	6	2	0	0	0	0	0	0	0	0	0	0	0	176	36.8	30 to 40	53.4	36	20.5
02/10/2021	13:00	169	21	4	23	37	20	6	4	0	0	0	0	0	0	0	0	0	0	0	284	33.2	10 to 20	66.9	30	10.6
02/10/2021	14:00	395	78	3	18	8	9	6	0	0	0	0	0	0	0	0	0	0	0	0	517	17.8	10 to 20	91.5	15	2.9
02/10/2021	15:00	310	72	4	12	13	8	2	1	0	0	0	0	0	0	0	0	0	0	0	422	18.4	10 to 20	90.5	11	2.6
02/10/2021	16:00	284	38	3	11	13	14	2	1	0	0	0	0	0	0	0	0	0	0	0	366	18.6	10 to 20	88.0	17	4.6
02/10/2021	17:00	118	3	0	11	17	28	13	5	1	0	0	0	0	0	0	0	0	0	0	196	38.2	10 to 20	61.7	47	24.0
02/10/2021	18:00	71	2	2	14	19	14	16	5	2	0	0	0	0	0	0	0	0	0	0	145	40.3	10 to 20	50.3	37	25.5
02/10/2021	19:00	11	0	4	24	33	25	9	5	1	0	0	0	0	0	0	0	0	0	0	112	39.6	30 to 40	73.2	40	35.7
02/10/2021	20:00	0	1	1	24	34	18	7	1	0	0	0	0	0	0	0	0	0	0	0	86	38.6	30 to 40	88.4	26	30.2
02/10/2021	21:00	0	0	2	6	18	10	6	3	0	1	0	0	0	0	0	0	0	0	0	46	42.5	30 to 40	73.9	20	43.5
02/10/2021	22:00	0	0	1	7	9	4	7	2	0	0	0	0	0	0	0	0	0	0	0	30	43.6	30 to 40	66.7	13	43.3
02/10/2021	23:00	0	0	2	2	6	9	7	3	0	0	0	0	0	0	0	0	0	0	0	29	44.3	35 to 45	75.9	19	65.5
24 Hr Summary		1512	225	49	236	333	262	132	61	6	5	1	0	0	0	0	0	0	0	0	2822	35.8	10 to 20	61.6	467	16.5

Incoming Histogram

2022 Jan W & W non flashing

from Tue-Sep-21-2021-03-00-PM to Sun-Nov-14-2021-05-59-AM

Date	Starting Hr:min	<15	15 to <20	20 to <25	25 to <30	30 to <35	35 to <40	40 to <45	45 to <50	50 to <55	55 to <60	60 to <65	65 to <70	70 to <75	75 to <80	80 to <85	85 to <90	90 to <95	95 to <100	100 to >105	Total Counts	85pct Speed	10MPH Pace	% in pace	# of Speeders	% Speeders
03/10/2021	00:00	0	1	2	6	4	9	2	1	2	0	0	0	0	0	0	0	0	0	0	27	42.5	30 to 40	70.4	14	51.9
03/10/2021	01:00	0	0	0	1	6	4	3	0	0	0	0	0	0	0	0	0	0	0	0	14	41.7	35 to 45	92.9	7	50.0
03/10/2021	02:00	1	1	1	4	3	2	5	5	0	1	0	0	0	0	0	0	0	0	0	23	48	40 to 50	52.2	13	56.5
03/10/2021	03:00	0	0	1	0	1	0	0	1	0	0	0	0	0	0	0	0	0	0	0	3	50	25 to 35	66.7	1	33.3
03/10/2021	04:00	0	1	0	0	1	1	0	0	0	0	0	0	0	0	0	0	0	0	0	3	40	30 to 40	66.7	1	33.3
03/10/2021	05:00	0	0	0	0	0	0	0	0	0	0	0	0	0	0	0	0	0	0	0	0	0	*	*	*	*
03/10/2021	06:00	0	0	0	0	0	1	1	0	1	0	0	0	0	0	0	0	0	0	0	3	55	35 to 45	66.7	3	100.0
03/10/2021	07:00	0	0	0	1	2	2	0	0	0	0	0	0	0	0	0	0	0	0	0	5	37.5	30 to 40	100.0	2	40.0
03/10/2021	08:00	0	1	1	3	2	5	3	3	0	1	0	0	0	0	0	0	0	0	0	19	46.7	40 to 50	57.9	12	63.2
03/10/2021	09:00	0	2	3	8	12	4	8	0	0	0	0	0	0	0	0	0	0	0	0	37	41.2	30 to 40	64.9	12	32.4
03/10/2021	10:00	0	0	4	11	9	9	4	3	1	0	1	0	0	0	0	0	0	0	0	42	43.8	30 to 40	69.0	18	42.9
03/10/2021	11:00	0	2	8	15	17	19	9	2	2	0	0	0	0	0	0	0	0	0	0	74	41.1	30 to 40	68.9	32	43.2
03/10/2021	12:00	0	4	9	26	36	34	12	4	1	0	0	0	0	0	0	0	0	0	0	126	39.7	30 to 40	76.2	51	40.5
03/10/2021	13:00	0	6	10	32	53	29	16	4	2	0	0	0	0	0	0	0	0	0	0	152	39.8	30 to 40	75.0	51	33.6
03/10/2021	14:00	1	2	6	29	40	40	18	2	2	0	1	0	0	0	0	0	0	0	0	141	40.6	30 to 40	77.3	63	44.7
03/10/2021	15:00	1	1	5	19	31	31	14	6	2	0	0	0	0	0	0	0	0	0	0	110	42.1	30 to 40	73.6	53	48.2
03/10/2021	16:00	8	3	5	24	33	28	15	4	1	0	0	0	0	0	0	0	0	0	0	121	40.7	30 to 40	70.2	48	39.7
03/10/2021	17:00	2	2	2	22	49	24	17	2	2	0	0	0	0	0	0	0	0	0	0	122	40.9	30 to 40	77.9	45	36.9
03/10/2021	18:00	1	1	3	16	35	18	15	7	1	0	0	0	0	0	0	0	0	0	0	97	42.7	30 to 40	71.1	41	42.3
03/10/2021	19:00	1	1	2	8	20	28	13	4	1	0	0	0	0	0	0	0	0	0	0	78	42.3	35 to 45	78.2	46	59.0
03/10/2021	20:00	0	1	0	16	23	19	9	3	1	0	1	0	0	0	0	0	0	0	0	73	41.7	30 to 40	79.5	33	45.2
03/10/2021	21:00	1	0	4	6	14	7	5	5	3	0	0	0	0	0	0	0	0	0	0	45	46	30 to 40	60.0	20	44.4
03/10/2021	22:00	1	0	1	1	10	10	4	5	1	1	0	0	0	0	0	0	0	0	0	34	47	35 to 45	70.6	21	61.8
03/10/2021	23:00	0	0	1	4	9	4	1	0	0	0	0	0	0	0	0	0	0	0	0	19	37.5	30 to 40	89.5	5	26.3
24 Hr Summary		17	29	68	252	410	328	174	61	23	3	3	0	0	0	0	0	0	0	0	1368	41.7	30 to 40	72.4	592	43.3

Incoming Histogram

2022 Jan W & W non flashing

from Tue-Sep-21-2021-03-00-PM to Sun-Nov-14-2021-05-59-AM

Date	Starting Hr:min	<15	15 to <20	20 to <25	25 to <30	30 to <35	35 to <40	40 to <45	45 to <50	50 to <55	55 to <60	60 to <65	65 to <70	70 to <75	75 to <80	80 to <85	85 to <90	90 to <95	95 to <100	100 to >105	Total Counts	85pct Speed	10MPH Pace	% in pace	# of Speeders	% Speeders
04/10/2021	00:00	0	0	4	0	4	1	2	1	1	0	0	0	0	0	0	0	0	0	0	13	45	25 to 35	61.5	5	38.5
04/10/2021	01:00	0	0	0	0	1	0	1	0	0	0	0	0	0	0	0	0	0	0	0	2	45	35 to 45	100.0	1	50.0
04/10/2021	02:00	1	0	0	0	0	0	0	0	0	0	1	0	0	0	0	0	0	0	0	2	65	5 to 15	50.0	1	50.0
04/10/2021	03:00	0	0	0	0	0	0	0	0	0	0	1	0	0	0	0	0	0	0	0	1	65	55 to 65	100.0	1	100.0
04/10/2021	04:00	0	0	0	1	1	0	2	1	0	0	0	0	0	0	0	0	0	0	0	5	45	35 to 45	60.0	3	60.0
04/10/2021	05:00	83	3	0	1	2	2	1	0	0	0	0	0	0	0	0	0	0	0	0	92	13.7	10 to 20	93.5	3	3.3
04/10/2021	06:00	41	3	0	4	3	4	0	0	1	0	0	0	0	0	0	0	0	0	0	56	30	10 to 20	78.6	5	8.9
04/10/2021	07:00	2	5	5	5	7	9	3	1	1	0	0	0	0	0	0	0	0	0	0	38	39.4	30 to 40	55.3	14	36.8
04/10/2021	08:00	7	6	20	26	41	23	13	2	0	0	0	0	0	0	0	0	0	0	0	138	38.7	30 to 40	65.2	38	27.5
04/10/2021	09:00	2	14	20	44	60	46	21	3	1	0	0	0	0	0	0	0	0	0	0	211	39.2	30 to 40	71.1	71	33.6
04/10/2021	10:00	6	6	8	22	26	29	18	3	2	0	0	0	0	0	0	0	0	0	0	120	41.4	30 to 40	64.2	52	43.3
04/10/2021	11:00	7	7	13	27	22	15	10	3	1	0	0	0	0	0	0	0	0	0	0	105	39.3	30 to 40	61.0	29	27.6
04/10/2021	12:00	7	8	10	28	30	33	9	9	0	1	0	0	0	0	0	0	0	0	0	135	39.8	30 to 40	67.4	52	38.5
04/10/2021	13:00	11	7	13	38	44	29	10	4	1	0	0	0	0	0	0	0	0	0	0	157	38.4	30 to 40	70.7	44	28.0
04/10/2021	14:00	4	8	22	35	41	33	21	3	1	1	0	0	0	0	0	0	0	0	0	169	40.2	30 to 40	64.5	59	34.9
04/10/2021	15:00	10	6	13	34	52	33	8	3	1	0	0	0	0	0	0	0	0	0	0	160	38.2	30 to 40	74.4	45	28.1
04/10/2021	16:00	5	6	8	31	61	44	19	8	2	0	0	0	0	0	0	0	0	0	0	184	40.3	30 to 40	73.9	73	39.7
04/10/2021	17:00	22	11	12	43	61	43	17	6	0	0	0	0	0	0	0	0	0	0	0	215	39	30 to 40	68.4	66	30.7
04/10/2021	18:00	8	1	7	29	70	61	31	7	3	0	0	0	0	0	0	0	0	0	0	217	41.3	35 to 45	74.7	102	47.0
04/10/2021	19:00	2	1	6	30	60	41	15	5	0	0	0	0	0	0	0	0	0	0	0	160	39.5	30 to 40	81.9	61	38.1
04/10/2021	20:00	1	4	4	27	35	11	9	2	1	0	0	0	0	0	0	0	0	0	0	94	39.1	30 to 40	77.7	23	24.5
04/10/2021	21:00	1	0	3	9	19	9	6	2	1	0	0	0	0	0	0	0	0	0	0	50	40.8	30 to 40	74.0	18	36.0
04/10/2021	22:00	0	0	2	15	23	13	5	2	2	2	2	0	0	0	0	0	0	0	0	66	43	30 to 40	77.3	26	39.4
04/10/2021	23:00	0	0	4	6	9	7	4	0	0	1	0	0	0	0	0	0	0	0	0	31	40	30 to 40	71.0	12	38.7
24 Hr Summary		220	96	174	455	672	486	225	65	19	5	4	0	0	0	0	0	0	0	0	2421	39.5	30 to 40	66.6	804	33.2

Incoming Histogram

2022 Jan W & W non flashing

from Tue-Sep-21-2021-03-00-PM to Sun-Nov-14-2021-05-59-AM

Date	Starting Hr:min	<15	15 to <20	20 to <25	25 to <30	30 to <35	35 to <40	40 to <45	45 to <50	50 to <55	55 to <60	60 to <65	65 to <70	70 to <75	75 to <80	80 to <85	85 to <90	90 to <95	95 to <100	100 to >105	Total Counts	85pct Speed	10MPH Pace	% in pace	# of Speeders	% Speeders	
05/10/2021	00:00	0	1	0	3	5	2	5	1	0	2	0	0	0	0	0	0	0	0	0	0	19	45	35 to 45	63.2	10	52.6
05/10/2021	01:00	27	2	1	1	0	0	1	1	0	1	0	0	0	0	0	0	0	0	0	0	34	20	10 to 20	85.3	3	8.8
05/10/2021	02:00	368	85	2	0	0	0	0	0	0	0	0	0	0	0	0	0	0	0	0	0	455	16.1	10 to 20	99.6	*	*
05/10/2021	03:00	399	292	66	14	0	0	0	0	0	0	0	0	0	0	0	0	0	0	0	0	771	19.4	15 to 25	91.4	*	*
05/10/2021	04:00	11	0	0	2	2	4	0	1	0	0	0	0	0	0	0	0	0	0	0	0	20	37.5	5 to 15	55.0	5	25.0
05/10/2021	05:00	0	1	0	1	1	2	4	0	0	0	0	0	0	0	0	0	0	0	0	0	9	43.8	35 to 45	77.8	6	66.7
05/10/2021	06:00	3	1	0	2	5	3	1	0	1	0	0	0	0	0	0	0	0	0	0	0	16	40	30 to 40	62.5	5	31.3
05/10/2021	07:00	2	5	6	10	8	5	2	2	0	1	0	0	0	0	0	0	0	0	0	0	41	39	25 to 35	58.5	10	24.4
05/10/2021	08:00	1	7	11	36	52	19	7	1	0	0	0	0	0	0	0	0	0	0	0	0	134	36.8	30 to 40	79.9	27	20.1
05/10/2021	09:00	8	15	16	40	47	45	14	3	0	0	0	0	0	0	0	0	0	0	0	0	188	38.8	30 to 40	70.2	62	33.0
05/10/2021	10:00	5	5	13	25	27	16	9	3	1	0	0	0	0	0	0	0	0	0	0	0	104	39.1	30 to 40	65.4	29	27.9
05/10/2021	11:00	4	7	14	23	34	21	8	3	0	0	0	0	0	0	0	0	0	0	0	0	114	38.6	30 to 40	68.4	32	28.1
05/10/2021	12:00	3	4	5	21	21	24	15	5	0	0	0	0	0	0	0	0	0	0	0	0	98	41.7	30 to 40	67.3	44	44.9
05/10/2021	13:00	6	7	9	32	40	30	12	3	0	0	0	0	0	0	0	0	0	0	0	0	139	39	30 to 40	73.4	45	32.4
05/10/2021	14:00	7	9	15	31	40	25	9	5	0	0	0	0	0	0	0	0	0	0	0	0	141	38.6	30 to 40	68.1	39	27.7
05/10/2021	15:00	2	7	3	24	31	24	5	7	1	0	0	0	0	0	0	0	0	0	0	0	104	39.4	30 to 40	76.0	37	35.6
05/10/2021	16:00	4	8	8	49	52	21	14	2	1	0	0	0	0	0	0	0	0	0	0	0	159	38.3	30 to 40	76.7	38	23.9
05/10/2021	17:00	7	4	19	60	58	43	25	7	0	0	0	0	0	0	0	0	0	0	0	0	223	39.9	30 to 40	72.2	75	33.6
05/10/2021	18:00	3	13	17	53	80	54	25	5	1	0	0	0	0	0	0	0	0	0	0	0	251	39.4	30 to 40	74.5	85	33.9
05/10/2021	19:00	0	3	7	26	57	41	19	6	1	0	0	0	0	0	0	0	0	0	0	0	160	40.5	30 to 40	77.5	67	41.9
05/10/2021	20:00	2	5	11	38	32	23	6	0	0	0	0	0	0	0	0	0	0	0	0	0	117	37.4	30 to 40	79.5	29	24.8
05/10/2021	21:00	1	0	1	20	24	12	9	3	0	1	0	0	0	0	0	0	0	0	0	0	71	41.1	30 to 40	78.9	25	35.2
05/10/2021	22:00	0	1	2	10	15	8	6	1	1	0	0	0	0	0	0	0	0	0	0	0	44	40.8	30 to 40	75.0	16	36.4
05/10/2021	23:00	1	0	0	5	14	9	8	4	2	0	0	0	0	0	0	0	0	0	0	0	43	45	35 to 45	72.1	23	53.5
24 Hr Summary		864	482	226	526	645	431	204	63	9	5	0	0	0	0	0	0	0	0	0	0	3455	37.3	30 to 40	46.4	712	20.6

Incoming Histogram

2022 Jan W & W non flashing

from Tue-Sep-21-2021-03-00-PM to Sun-Nov-14-2021-05-59-AM

Date	Starting Hr:min	<15	15 to <20	20 to <25	25 to <30	30 to <35	35 to <40	40 to <45	45 to <50	50 to <55	55 to <60	60 to <65	65 to <70	70 to <75	75 to <80	80 to <85	85 to <90	90 to <95	95 to <100	100 to >105	Total Counts	85pct Speed	10MPH Pace	% in pace	# of Speeders	% Speeders	
06/10/2021	00:00	0	0	0	5	3	5	3	1	0	0	0	0	0	0	0	0	0	0	0	0	17	41.7	30 to 40	76.5	9	52.9
06/10/2021	01:00	0	0	0	0	2	4	1	0	0	0	0	0	0	0	0	0	0	0	0	0	7	40	35 to 45	100.0	5	71.4
06/10/2021	02:00	0	0	0	2	1	2	1	0	0	0	0	0	0	0	0	0	0	0	0	0	6	40	30 to 40	83.3	3	50.0
06/10/2021	03:00	0	0	1	1	1	1	0	0	0	0	0	0	0	0	0	0	0	0	0	0	4	35	25 to 35	75.0	1	25.0
06/10/2021	04:00	0	0	1	1	0	3	1	0	0	0	0	0	0	0	0	0	0	0	0	0	6	40	30 to 40	66.7	4	66.7
06/10/2021	05:00	1	4	0	0	1	0	4	0	1	0	0	0	0	0	0	0	0	0	0	0	11	43.8	10 to 20	45.5	5	45.5
06/10/2021	06:00	1	5	2	5	9	2	0	1	0	0	0	0	0	0	0	0	0	0	0	0	25	34.4	25 to 35	64.0	3	12.0
06/10/2021	07:00	1	4	6	4	11	5	3	1	2	1	0	0	0	0	0	0	0	0	0	0	38	41.7	25 to 35	55.3	12	31.6
06/10/2021	08:00	7	4	22	34	45	18	18	2	0	0	0	0	0	0	0	0	0	0	0	0	150	39.4	25 to 35	67.3	38	25.3
06/10/2021	09:00	6	14	19	38	56	32	15	6	0	0	0	0	0	0	0	0	0	0	0	0	186	38.9	30 to 40	67.7	53	28.5
06/10/2021	10:00	2	12	21	17	30	22	5	4	0	0	0	0	0	0	0	0	0	0	0	0	113	38.2	30 to 40	61.1	31	27.4
06/10/2021	11:00	6	6	17	36	22	21	10	5	0	0	0	0	0	0	0	0	0	0	0	0	123	39.3	30 to 40	64.2	36	29.3
06/10/2021	12:00	2	6	14	23	33	22	8	8	1	0	0	0	0	0	0	0	0	0	0	0	117	39.8	30 to 40	66.7	39	33.3
06/10/2021	13:00	8	6	14	26	48	32	12	3	0	1	0	0	0	0	0	0	0	0	0	0	150	39.1	30 to 40	70.7	48	32.0
06/10/2021	14:00	5	10	8	40	52	38	6	4	1	0	0	0	0	0	0	0	0	0	0	0	164	38.2	30 to 40	79.3	49	29.9
06/10/2021	15:00	2	9	12	38	33	19	17	2	0	0	0	0	0	0	0	0	0	0	0	0	132	39.7	30 to 40	68.2	38	28.8
06/10/2021	16:00	9	4	14	28	54	39	16	8	3	0	0	0	0	0	0	0	0	0	0	0	175	40.3	30 to 40	69.1	66	37.7
06/10/2021	17:00	11	4	15	52	62	41	21	5	1	0	0	0	0	0	0	0	0	0	0	0	212	39.4	30 to 40	73.1	68	32.1
06/10/2021	18:00	4	8	27	56	66	56	26	5	1	0	0	0	0	0	0	0	0	0	0	0	249	39.6	30 to 40	71.5	88	35.3
06/10/2021	19:00	8	3	16	40	67	53	26	9	0	0	0	0	0	0	0	0	0	0	0	0	222	40.4	30 to 40	72.1	88	39.6
06/10/2021	20:00	0	3	5	25	44	34	15	2	2	0	0	0	0	0	0	0	0	0	0	0	130	39.9	30 to 40	79.2	53	40.8
06/10/2021	21:00	1	0	1	10	20	22	14	5	1	1	0	0	0	0	0	0	0	0	0	0	75	43.6	35 to 45	74.7	43	57.3
06/10/2021	22:00	0	0	2	14	18	9	6	7	0	1	0	0	0	0	0	0	0	0	0	0	57	44.2	30 to 40	71.9	23	40.4
06/10/2021	23:00	0	0	0	8	13	11	6	2	3	0	0	1	0	0	0	0	0	0	0	0	44	44.2	30 to 40	72.7	23	52.3
24 Hr Summary		74	102	217	503	691	491	234	80	16	4	0	1	0	0	0	0	0	0	0	0	2413	39.7	30 to 40	69.8	826	34.2

Incoming Histogram

2022 Jan W & W non flashing

from Tue-Sep-21-2021-03-00-PM to Sun-Nov-14-2021-05-59-AM

Date	Starting Hr:min	<15	15 to <20	20 to <25	25 to <30	30 to <35	35 to <40	40 to <45	45 to <50	50 to <55	55 to <60	60 to <65	65 to <70	70 to <75	75 to <80	80 to <85	85 to <90	90 to <95	95 to <100	100 to >105	Total Counts	85pct Speed	10MPH Pace	% in pace	# of Speeders	% Speeders
07/10/2021	00:00	0	0	2	2	9	5	2	1	0	1	0	0	0	0	0	0	0	0	0	22	42.5	30 to 40	72.7	9	40.9
07/10/2021	01:00	0	0	1	2	3	2	0	0	0	0	0	0	0	0	0	0	0	0	0	8	37.5	30 to 40	87.5	2	25.0
07/10/2021	02:00	0	0	0	1	0	0	0	0	0	1	0	0	0	0	0	0	0	0	0	2	60	20 to 30	50.0	1	50.0
07/10/2021	03:00	0	0	0	0	0	0	0	0	0	0	0	0	0	0	0	0	0	0	0	0	0	*	*	*	*
07/10/2021	04:00	0	2	0	1	1	1	1	1	0	0	0	0	0	0	0	0	0	0	0	7	45	20 to 30	42.9	3	42.9
07/10/2021	05:00	1	2	1	0	3	2	2	0	0	0	0	0	0	0	0	0	0	0	0	11	40	35 to 45	63.6	4	36.4
07/10/2021	06:00	3	3	4	6	6	4	0	1	2	1	0	0	0	0	0	0	0	0	0	30	40	25 to 35	53.3	8	26.7
07/10/2021	07:00	2	6	6	9	6	5	3	2	0	0	0	0	0	0	0	0	0	0	0	39	39	20 to 30	53.8	10	25.6
07/10/2021	08:00	2	6	9	32	52	28	11	2	2	2	0	0	0	0	0	0	0	0	0	146	39.1	30 to 40	76.7	45	30.8
07/10/2021	09:00	4	16	17	47	41	40	21	6	1	0	0	0	0	0	0	0	0	0	0	193	39.9	30 to 40	66.3	68	35.2
07/10/2021	10:00	1	7	13	25	36	21	11	3	0	0	0	0	0	0	0	0	0	0	0	117	39	30 to 40	70.1	35	29.9
07/10/2021	11:00	6	10	15	23	26	26	8	2	0	0	0	0	0	0	0	0	0	0	0	116	38.7	30 to 40	64.7	36	31.0
07/10/2021	12:00	5	3	9	20	26	25	13	3	1	1	0	0	0	0	0	0	0	0	0	106	40.8	30 to 40	67.0	43	40.6
07/10/2021	13:00	10	4	14	38	41	23	15	6	0	0	0	0	0	0	0	0	0	0	0	151	39.6	30 to 40	67.5	44	29.1
07/10/2021	14:00	4	5	17	33	32	25	21	3	0	0	0	0	0	0	0	0	0	0	0	140	40.7	30 to 40	64.3	49	35.0
07/10/2021	15:00	4	5	15	36	39	20	13	2	3	1	0	0	0	0	0	0	0	0	0	138	39.5	30 to 40	68.8	39	28.3
07/10/2021	16:00	8	7	8	37	65	47	16	3	1	0	0	0	0	0	0	0	0	0	0	192	39	30 to 40	77.6	67	34.9
07/10/2021	17:00	1	5	16	32	63	56	23	8	3	1	0	0	0	0	0	0	0	0	0	208	40.9	30 to 40	72.6	91	43.8
07/10/2021	18:00	5	9	4	49	79	58	28	4	2	0	0	0	0	0	0	0	0	0	0	238	39.8	30 to 40	78.2	92	38.7
07/10/2021	19:00	1	1	17	59	61	42	16	2	0	1	0	0	0	0	0	0	0	0	0	200	38.7	30 to 40	81.0	61	30.5
07/10/2021	20:00	1	2	6	18	50	35	11	2	2	0	0	0	0	0	0	0	0	0	0	127	39.4	30 to 40	81.1	50	39.4
07/10/2021	21:00	1	2	0	15	16	20	11	8	2	0	0	0	0	0	0	0	0	0	0	75	44.5	30 to 40	68.0	41	54.7
07/10/2021	22:00	1	0	2	12	19	13	2	5	1	0	0	0	0	0	0	0	0	0	0	55	40	30 to 40	80.0	21	38.2
07/10/2021	23:00	0	2	3	9	10	12	6	3	0	0	0	0	0	0	0	0	0	0	0	45	41.7	30 to 40	68.9	21	46.7
24 Hr Summary		60	97	179	506	684	510	234	67	20	9	0	0	0	0	0	0	0	0	0	2366	39.8	30 to 40	71.9	840	35.5

Incoming Histogram

2022 Jan W & W non flashing

from Tue-Sep-21-2021-03-00-PM to Sun-Nov-14-2021-05-59-AM

Date	Starting Hr:min	<15	15 to <20	20 to <25	25 to <30	30 to <35	35 to <40	40 to <45	45 to <50	50 to <55	55 to <60	60 to <65	65 to <70	70 to <75	75 to <80	80 to <85	85 to <90	90 to <95	95 to <100	100 to >105	Total Counts	85pct Speed	10MPH Pace	% in pace	# of Speeders	% Speeders
08/10/2021	00:00	0	1	2	3	7	9	4	1	0	1	0	0	0	0	0	0	0	0	0	28	42.5	35 to 45	71.4	15	53.6
08/10/2021	01:00	0	0	2	3	2	1	1	0	0	1	0	0	0	0	0	0	0	0	0	10	40	25 to 35	70.0	3	30.0
08/10/2021	02:00	0	0	0	1	1	0	2	1	0	1	0	0	0	0	0	0	0	0	0	6	50	35 to 45	50.0	4	66.7
08/10/2021	03:00	0	0	0	0	0	0	0	0	0	1	0	0	0	0	0	0	0	0	0	1	60	50 to 60	100.0	1	100.0
08/10/2021	04:00	0	0	1	0	2	2	2	1	0	0	0	0	0	0	0	0	0	0	0	8	45	35 to 45	75.0	5	62.5
08/10/2021	05:00	1	1	1	2	1	2	3	0	0	0	0	0	0	0	0	0	0	0	0	11	41.7	35 to 45	54.5	5	45.5
08/10/2021	06:00	0	0	1	3	2	3	1	0	2	0	0	0	0	0	0	0	0	0	0	12	45	30 to 40	66.7	6	50.0
08/10/2021	07:00	0	2	5	7	9	8	2	3	1	0	0	0	0	0	0	0	0	0	0	37	40	30 to 40	64.9	14	37.8
08/10/2021	08:00	1	4	13	36	32	22	14	3	0	0	0	0	0	0	0	0	0	0	0	125	39.5	30 to 40	72.0	39	31.2
08/10/2021	09:00	6	9	20	26	53	49	13	5	3	0	0	0	0	0	0	0	0	0	0	184	39.3	30 to 40	69.6	70	38.0
08/10/2021	10:00	4	10	8	27	39	15	14	9	2	1	0	0	0	0	0	0	0	0	0	129	42.5	30 to 40	62.8	41	31.8
08/10/2021	11:00	3	12	12	24	34	22	8	5	0	0	0	0	0	0	0	0	0	0	0	120	38.9	30 to 40	66.7	35	29.2
08/10/2021	12:00	1	7	15	22	32	28	15	7	1	0	0	0	0	0	0	0	0	0	0	128	41.3	30 to 40	64.1	51	39.8
08/10/2021	13:00	6	7	7	24	30	36	10	5	1	0	0	0	0	0	0	0	0	0	0	126	39.6	30 to 40	71.4	52	41.3
08/10/2021	14:00	2	12	18	32	61	30	16	3	2	0	0	0	0	0	0	0	0	0	0	176	39.2	30 to 40	69.9	51	29.0
08/10/2021	15:00	2	4	13	31	49	35	15	5	1	0	0	0	0	0	0	0	0	0	0	155	39.7	30 to 40	74.2	56	36.1
08/10/2021	16:00	2	5	6	43	56	45	20	5	2	0	0	0	0	0	0	0	0	0	0	184	39.9	30 to 40	78.3	72	39.1
08/10/2021	17:00	1	6	7	44	67	42	21	10	0	0	0	0	0	0	0	0	0	0	0	198	40.2	30 to 40	77.3	73	36.9
08/10/2021	18:00	4	5	11	61	62	55	26	7	3	0	0	0	0	0	0	0	0	0	0	234	40.2	30 to 40	76.1	91	38.9
08/10/2021	19:00	1	2	7	43	59	55	21	8	3	0	0	0	0	0	0	0	0	0	0	199	40.5	30 to 40	78.9	87	43.7
08/10/2021	20:00	0	0	4	33	41	29	16	4	2	0	0	0	0	0	0	0	0	0	0	129	40.9	30 to 40	79.8	51	39.5
08/10/2021	21:00	0	0	4	11	14	15	11	6	1	0	0	0	0	0	0	0	0	0	0	62	44.1	30 to 40	64.5	33	53.2
08/10/2021	22:00	0	0	3	6	16	9	3	2	0	0	0	0	0	0	0	0	0	0	0	39	39.4	30 to 40	79.5	14	35.9
08/10/2021	23:00	0	0	1	5	17	14	7	3	0	1	2	0	0	0	0	0	0	0	0	50	43.6	35 to 45	76.0	27	54.0
24 Hr Summary		34	87	161	487	686	526	245	93	24	6	2	0	0	0	0	0	0	0	0	2351	40.3	30 to 40	72.3	896	38.1

Incoming Histogram

2022 Jan W & W non flashing

from Tue-Sep-21-2021-03-00-PM to Sun-Nov-14-2021-05-59-AM

Date	Starting Hr:min	<15	15 to <20	20 to <25	25 to <30	30 to <35	35 to <40	40 to <45	45 to <50	50 to <55	55 to <60	60 to <65	65 to <70	70 to <75	75 to <80	80 to <85	85 to <90	90 to <95	95 to <100	100 to >105	Total Counts	85pct Speed	10MPH Pace	% in pace	# of Speeders	% Speeders
09/10/2021	00:00	0	0	2	10	12	10	6	3	0	0	0	0	0	0	0	0	0	0	0	43	42.5	30 to 40	74.4	19	44.2
09/10/2021	01:00	0	0	0	8	4	5	5	2	0	0	0	0	0	0	0	0	0	0	0	24	43	30 to 40	70.8	12	50.0
09/10/2021	02:00	0	0	0	0	2	2	0	2	0	0	0	0	0	0	0	0	0	0	0	6	47.5	30 to 40	66.7	4	66.7
09/10/2021	03:00	0	0	0	0	1	4	0	0	0	0	0	0	0	0	0	0	0	0	0	5	38.8	30 to 40	100.0	4	80.0
09/10/2021	04:00	0	0	0	2	1	1	0	0	0	0	0	0	0	0	0	0	0	0	0	4	35	30 to 40	100.0	1	25.0
09/10/2021	05:00	0	0	0	0	1	1	1	0	0	0	0	0	0	0	0	0	0	0	0	3	45	35 to 45	100.0	2	66.7
09/10/2021	06:00	0	0	0	0	3	0	0	0	0	0	0	0	0	0	0	0	0	0	0	3	35	25 to 35	100.0	*	*
09/10/2021	07:00	0	0	1	5	2	1	0	1	0	0	0	0	0	0	0	0	0	0	0	10	35	25 to 35	80.0	2	20.0
09/10/2021	08:00	0	1	1	3	6	5	8	2	0	0	1	0	0	0	0	0	0	0	0	27	44.4	35 to 45	70.4	16	59.3
09/10/2021	09:00	0	2	2	12	11	15	8	5	1	0	0	0	0	0	0	0	0	0	0	56	43.8	30 to 40	67.9	29	51.8
09/10/2021	10:00	1	5	2	18	22	22	11	2	0	0	0	0	0	0	0	0	0	0	0	83	40.5	30 to 40	74.7	35	42.2
09/10/2021	11:00	1	3	7	22	36	35	13	5	1	0	0	0	0	0	0	0	0	0	0	123	40.4	30 to 40	75.6	54	43.9
09/10/2021	12:00	0	8	8	33	58	30	14	4	2	0	0	0	0	0	0	0	0	0	0	157	39.3	30 to 40	77.1	50	31.8
09/10/2021	13:00	0	3	8	47	57	30	10	6	2	0	0	0	0	0	0	0	0	0	0	163	39	30 to 40	82.2	48	29.4
09/10/2021	14:00	3	2	5	28	39	33	21	12	0	0	0	0	0	0	0	0	0	0	0	143	42.9	30 to 40	69.9	66	46.2
09/10/2021	15:00	0	1	6	23	40	30	12	5	0	1	0	0	0	0	0	0	0	0	0	118	40	30 to 40	78.8	48	40.7
09/10/2021	16:00	1	0	6	33	46	30	28	8	4	2	0	0	0	0	0	0	0	0	0	158	43.2	30 to 40	69.0	72	45.6
09/10/2021	17:00	1	0	2	40	44	39	18	7	0	0	0	0	0	0	0	0	0	0	0	151	40.6	30 to 40	81.5	64	42.4
09/10/2021	18:00	6	2	4	31	48	38	19	3	2	0	0	0	0	0	0	0	0	0	0	153	40.3	30 to 40	76.5	62	40.5
09/10/2021	19:00	1	3	10	23	39	38	21	6	2	0	1	0	0	0	0	0	0	0	0	144	41.9	30 to 40	69.4	68	47.2
09/10/2021	20:00	0	1	5	10	31	26	4	3	2	0	0	0	0	0	0	0	0	0	0	82	39.4	30 to 40	81.7	35	42.7
09/10/2021	21:00	0	0	0	9	11	20	9	6	4	1	0	0	0	0	0	0	0	0	0	60	46.7	30 to 40	66.7	40	66.7
09/10/2021	22:00	0	1	1	4	12	11	8	2	3	3	0	0	0	0	0	0	0	0	0	45	47.5	35 to 45	68.9	27	60.0
09/10/2021	23:00	0	1	0	9	8	14	7	5	1	0	0	0	0	0	0	0	0	0	0	45	44.3	30 to 40	68.9	27	60.0
24 Hr Summary		14	33	70	370	534	440	223	89	24	7	2	0	0	0	0	0	0	0	0	1806	41.7	30 to 40	74.4	785	43.5

Incoming Histogram

2022 Jan W & W non flashing

from Tue-Sep-21-2021-03-00-PM to Sun-Nov-14-2021-05-59-AM

Date	Starting Hr:min	<15	15 to <20	20 to <25	25 to <30	30 to <35	35 to <40	40 to <45	45 to <50	50 to <55	55 to <60	60 to <65	65 to <70	70 to <75	75 to <80	80 to <85	85 to <90	90 to <95	95 to <100	100 to >105	Total Counts	85pct Speed	10MPH Pace	% in pace	# of Speeders	% Speeders
10/10/2021	00:00	0	0	3	7	11	14	3	1	4	1	0	0	0	0	0	0	0	0	0	44	43.3	30 to 40	72.7	23	52.3
10/10/2021	01:00	0	0	0	4	4	3	0	1	4	0	0	1	0	0	0	0	0	0	0	17	52.5	30 to 40	64.7	9	52.9
10/10/2021	02:00	0	1	1	2	8	2	0	1	0	1	0	0	0	0	0	0	0	0	0	16	40	30 to 40	75.0	4	25.0
10/10/2021	03:00	0	0	0	0	1	0	0	0	0	1	0	0	0	0	0	0	0	0	0	2	60	25 to 35	50.0	1	50.0
10/10/2021	04:00	0	0	0	0	0	0	0	0	0	0	0	0	0	0	0	0	0	0	0	0	0	*	*	*	*
10/10/2021	05:00	1	0	1	0	0	0	0	0	1	0	0	0	0	0	0	0	0	0	0	3	55	5 to 15	33.3	1	33.3
10/10/2021	06:00	0	1	0	1	2	0	1	2	0	0	0	0	0	0	0	0	0	0	0	7	47.5	25 to 35	42.9	3	42.9
10/10/2021	07:00	0	0	0	0	2	4	1	1	0	0	0	0	0	0	0	0	0	0	0	8	45	35 to 45	87.5	6	75.0
10/10/2021	08:00	0	0	0	1	1	1	3	0	0	0	0	0	0	0	0	0	0	0	0	6	43.3	35 to 45	83.3	4	66.7
10/10/2021	09:00	0	1	4	13	11	5	8	3	1	0	0	0	0	0	0	0	0	0	0	46	43.1	30 to 40	63.0	17	37.0
10/10/2021	10:00	0	1	2	15	19	7	6	1	2	1	0	0	0	0	0	0	0	0	0	54	41.7	30 to 40	75.9	17	31.5
10/10/2021	11:00	0	2	9	23	24	15	11	2	0	1	0	0	0	0	0	0	0	0	0	87	40.5	30 to 40	71.3	29	33.3
10/10/2021	12:00	0	0	8	16	45	35	21	6	1	0	0	0	0	0	0	0	0	0	0	132	41.9	35 to 45	76.5	63	47.7
10/10/2021	13:00	0	2	3	29	53	38	23	4	0	0	0	0	0	0	0	0	0	0	0	152	40.9	30 to 40	78.9	65	42.8
10/10/2021	14:00	0	1	8	29	42	35	17	8	1	0	0	0	0	0	0	0	0	0	0	141	41.5	30 to 40	75.2	61	43.3
10/10/2021	15:00	0	5	6	21	37	27	24	6	3	0	0	0	0	0	0	0	0	0	0	129	42.9	35 to 45	68.2	60	46.5
10/10/2021	16:00	0	3	3	17	41	29	19	4	2	0	0	0	0	0	0	0	0	0	0	118	41.8	35 to 45	75.4	54	45.8
10/10/2021	17:00	0	2	4	30	40	27	9	6	1	0	0	0	0	0	0	0	0	0	0	119	39.6	30 to 40	81.5	43	36.1
10/10/2021	18:00	4	2	2	17	28	25	13	3	1	0	0	0	0	0	0	0	0	0	0	95	41.2	30 to 40	73.7	42	44.2
10/10/2021	19:00	0	3	3	23	42	20	14	3	2	0	0	0	0	0	0	0	0	0	0	110	41.1	30 to 40	77.3	39	35.5
10/10/2021	20:00	0	1	3	11	19	7	4	4	1	0	0	0	0	0	0	0	0	0	0	50	41.2	30 to 40	74.0	16	32.0
10/10/2021	21:00	0	1	1	10	23	8	6	1	1	0	0	0	0	0	0	0	0	0	0	51	40	30 to 40	80.4	16	31.4
10/10/2021	22:00	0	0	5	5	2	6	4	2	1	1	0	0	0	0	0	0	0	0	0	26	45	30 to 40	50.0	14	53.8
10/10/2021	23:00	0	0	0	1	4	4	3	4	0	0	0	0	0	0	0	0	0	0	0	16	47.5	35 to 45	68.8	11	68.8
24 Hr Summary		5	26	66	275	459	312	190	63	26	6	0	1	0	0	0	0	0	0	0	1429	41.9	30 to 40	73.2	598	41.8

Incoming Histogram

2022 Jan W & W non flashing

from Tue-Sep-21-2021-03-00-PM to Sun-Nov-14-2021-05-59-AM

Date	Starting Hr:min	<15	15 to <20	20 to <25	25 to <30	30 to <35	35 to <40	40 to <45	45 to <50	50 to <55	55 to <60	60 to <65	65 to <70	70 to <75	75 to <80	80 to <85	85 to <90	90 to <95	95 to <100	100 to >105	Total Counts	85pct Speed	10MPH Pace	% in pace	# of Speeders	% Speeders	
11/10/2021	00:00	1	0	2	0	2	3	4	3	0	1	0	0	0	0	0	0	0	0	0	0	16	48.3	40 to 50	62.5	11	68.8
11/10/2021	01:00	0	0	0	1	0	1	0	0	0	0	0	0	0	0	0	0	0	0	0	0	2	40	30 to 40	100.0	1	50.0
11/10/2021	02:00	0	0	0	0	0	1	0	0	0	0	0	0	0	0	0	0	0	0	0	0	1	40	30 to 40	100.0	1	100.0
11/10/2021	03:00	0	0	0	0	0	2	0	0	0	0	0	0	0	0	0	0	0	0	0	0	2	40	30 to 40	100.0	2	100.0
11/10/2021	04:00	0	0	0	1	0	3	0	1	0	0	0	0	0	0	0	0	0	0	0	0	5	40	30 to 40	80.0	4	80.0
11/10/2021	05:00	1	0	3	0	1	3	2	0	1	0	0	0	0	0	0	0	0	0	0	0	11	42.5	35 to 45	54.5	6	54.5
11/10/2021	06:00	0	3	2	2	2	2	1	0	0	0	1	0	0	0	0	0	0	0	0	0	13	40	20 to 30	53.8	4	30.8
11/10/2021	07:00	0	5	4	6	10	4	2	2	0	0	0	1	0	0	0	0	0	0	0	0	34	40	25 to 35	58.8	9	26.5
11/10/2021	08:00	4	10	14	33	42	25	14	3	0	1	0	0	0	0	0	0	0	0	0	0	146	39.2	30 to 40	68.5	43	29.5
11/10/2021	09:00	4	20	18	51	56	30	21	7	1	0	0	0	0	0	0	0	0	0	0	0	208	39.7	30 to 40	65.9	59	28.4
11/10/2021	10:00	4	15	10	24	26	16	10	3	1	0	0	0	0	0	0	0	0	0	0	0	109	39.4	30 to 40	60.6	30	27.5
11/10/2021	11:00	7	12	12	19	26	14	6	1	0	0	0	0	0	0	0	0	0	0	0	0	97	37.1	30 to 40	60.8	21	21.6
11/10/2021	12:00	3	4	12	26	31	17	9	4	0	0	0	0	0	0	0	0	0	0	0	0	106	39.1	30 to 40	69.8	30	28.3
11/10/2021	13:00	6	5	9	37	48	26	6	5	1	0	0	1	0	0	0	0	0	0	0	0	144	38.3	30 to 40	77.1	39	27.1
11/10/2021	14:00	3	5	25	39	32	33	10	2	2	0	0	0	0	0	0	0	0	0	0	0	151	38.6	30 to 40	68.9	47	31.1
11/10/2021	15:00	4	5	14	35	40	21	19	3	1	0	0	0	0	0	0	0	0	0	0	0	142	40.5	30 to 40	67.6	44	31.0
11/10/2021	16:00	9	4	21	39	55	42	14	6	0	0	0	0	0	0	0	0	0	0	0	0	190	39	30 to 40	71.6	62	32.6
11/10/2021	17:00	7	10	20	47	61	41	25	2	1	0	0	0	0	0	0	0	0	0	0	0	214	39.5	30 to 40	69.6	69	32.2
11/10/2021	18:00	2	5	7	36	88	61	24	4	3	0	0	0	0	0	0	0	0	0	0	0	230	39.8	30 to 40	80.4	92	40.0
11/10/2021	19:00	2	2	4	35	53	42	17	3	0	0	0	0	0	0	0	0	0	0	0	0	158	39.5	30 to 40	82.3	62	39.2
11/10/2021	20:00	0	0	7	24	25	14	12	5	0	0	0	0	0	0	0	0	0	0	0	0	87	41.7	30 to 40	72.4	31	35.6
11/10/2021	21:00	0	0	2	15	20	13	12	2	2	0	0	0	0	0	0	0	0	0	0	0	66	42.5	30 to 40	72.7	29	43.9
11/10/2021	22:00	0	0	1	3	14	9	9	4	1	1	0	0	0	0	0	0	0	0	0	0	42	45	35 to 45	76.2	24	57.1
11/10/2021	23:00	1	0	3	14	13	7	3	4	0	0	0	0	0	0	0	0	0	0	0	0	45	40	30 to 40	75.6	14	31.1
24 Hr Summary		58	105	190	487	645	430	220	64	14	3	1	2	0	0	0	0	0	0	0	0	2219	39.7	30 to 40	70.4	734	33.1

Incoming Histogram

2022 Jan W & W non flashing

from Tue-Sep-21-2021-03-00-PM to Sun-Nov-14-2021-05-59-AM

Date	Starting Hr:min	<15	15 to <20	20 to <25	25 to <30	30 to <35	35 to <40	40 to <45	45 to <50	50 to <55	55 to <60	60 to <65	65 to <70	70 to <75	75 to <80	80 to <85	85 to <90	90 to <95	95 to <100	100 to >105	Total Counts	85pct Speed	10MPH Pace	% in pace	# of Speeders	% Speeders	
12/10/2021	00:00	0	0	0	3	3	2	2	1	2	0	0	0	0	0	0	0	0	0	0	0	13	50	30 to 40	61.5	7	53.8
12/10/2021	01:00	0	0	0	0	0	0	1	0	0	0	0	0	0	0	0	0	0	0	0	0	1	45	35 to 45	100.0	1	100.0
12/10/2021	02:00	0	1	0	0	0	0	1	0	0	0	0	0	0	0	0	0	0	0	0	0	2	45	10 to 20	50.0	1	50.0
12/10/2021	03:00	0	0	0	0	0	0	0	0	1	0	0	0	0	0	0	0	0	0	0	0	1	55	45 to 55	100.0	1	100.0
12/10/2021	04:00	0	0	1	2	1	1	4	0	0	0	0	0	0	0	0	0	0	0	0	0	9	43.8	35 to 45	66.7	5	55.6
12/10/2021	05:00	0	2	1	0	1	0	2	0	0	0	0	0	0	0	0	0	0	0	0	0	6	42.5	15 to 25	50.0	2	33.3
12/10/2021	06:00	1	4	4	4	1	3	1	0	2	2	0	0	0	0	0	0	0	0	0	0	22	52.5	20 to 30	54.5	8	36.4
12/10/2021	07:00	2	2	5	7	12	5	4	5	0	1	0	0	0	0	0	0	0	0	0	0	43	45	25 to 35	55.8	15	34.9
12/10/2021	08:00	1	12	18	34	49	29	14	4	0	0	0	0	0	0	0	0	0	0	0	0	161	39	30 to 40	69.6	47	29.2
12/10/2021	09:00	3	23	22	44	61	53	13	5	0	0	0	0	0	0	0	0	0	0	0	0	224	38.5	30 to 40	70.5	71	31.7
12/10/2021	10:00	2	7	20	19	27	23	10	6	1	0	0	0	0	0	0	0	0	0	0	0	115	40	30 to 40	60.0	40	34.8
12/10/2021	11:00	1	6	13	18	30	19	12	3	0	0	0	0	0	0	0	0	0	0	0	0	102	40	30 to 40	65.7	34	33.3
12/10/2021	12:00	1	7	12	34	22	10	10	3	0	0	0	0	0	0	0	0	0	0	0	0	99	39	25 to 35	68.7	23	23.2
12/10/2021	13:00	4	4	20	37	39	17	14	4	0	0	0	0	0	0	0	0	0	0	0	0	139	39.1	25 to 35	69.1	35	25.2
12/10/2021	14:00	8	5	16	27	36	28	9	2	0	0	0	0	0	0	0	0	0	0	0	0	131	38.4	30 to 40	69.5	39	29.8
12/10/2021	15:00	3	4	9	28	40	35	7	5	0	0	0	0	0	0	0	0	0	0	0	0	131	38.9	30 to 40	78.6	47	35.9
12/10/2021	16:00	0	6	12	56	56	27	12	5	1	0	0	0	0	0	0	0	0	0	0	0	175	38.5	30 to 40	79.4	45	25.7
12/10/2021	17:00	3	10	17	29	65	42	26	5	1	0	0	0	0	0	0	0	0	0	0	0	198	40.4	30 to 40	68.7	74	37.4
12/10/2021	18:00	6	3	8	64	78	49	19	5	1	0	0	0	0	0	0	0	0	0	0	0	233	39	30 to 40	82.0	74	31.8
12/10/2021	19:00	1	3	7	37	63	42	14	7	0	0	0	0	0	0	0	0	0	0	0	0	174	39.4	30 to 40	81.6	63	36.2
12/10/2021	20:00	0	4	6	38	36	30	10	1	0	1	0	0	0	0	0	0	0	0	0	0	126	38.8	30 to 40	82.5	42	33.3
12/10/2021	21:00	0	0	3	16	30	9	5	1	1	0	0	0	0	0	0	0	0	0	0	0	65	38.3	30 to 40	84.6	16	24.6
12/10/2021	22:00	0	1	6	10	16	8	3	2	1	1	0	0	0	0	0	0	0	0	0	0	48	40	30 to 40	70.8	15	31.3
12/10/2021	23:00	0	0	1	11	12	3	7	1	1	0	0	0	0	0	0	0	0	0	0	0	36	42.9	30 to 40	72.2	12	33.3
24 Hr Summary		36	104	201	518	678	435	200	65	12	5	0	0	0	0	0	0	0	0	0	0	2254	39.4	30 to 40	72.4	717	31.8

Incoming Histogram

2022 Jan W & W non flashing

from Tue-Sep-21-2021-03-00-PM to Sun-Nov-14-2021-05-59-AM

Date	Starting Hr:min	<15	15 to <20	20 to <25	25 to <30	30 to <35	35 to <40	40 to <45	45 to <50	50 to <55	55 to <60	60 to <65	65 to <70	70 to <75	75 to <80	80 to <85	85 to <90	90 to <95	95 to <100	100 to >105	Total Counts	85pct Speed	10MPH Pace	% in pace	# of Speeders	% Speeders
13/10/2021	00:00	0	0	0	5	6	7	5	3	0	0	0	0	0	0	0	0	0	0	0	26	44	30 to 40	69.2	15	57.7
13/10/2021	01:00	0	0	1	4	1	1	0	0	0	0	0	0	0	0	0	0	0	0	0	7	35	25 to 35	85.7	1	14.3
13/10/2021	02:00	0	0	0	0	0	0	1	0	0	0	0	0	0	0	0	0	0	0	0	1	45	35 to 45	100.0	1	100.0
13/10/2021	03:00	0	0	0	0	2	2	0	0	0	0	0	0	0	0	0	0	0	0	0	4	37.5	30 to 40	100.0	2	50.0
13/10/2021	04:00	0	0	0	3	2	3	0	1	0	0	0	0	0	0	0	0	0	0	0	9	40	30 to 40	88.9	4	44.4
13/10/2021	05:00	0	0	3	0	0	2	3	0	0	0	0	0	0	0	0	0	0	0	0	8	43.3	35 to 45	62.5	5	62.5
13/10/2021	06:00	1	5	5	2	2	3	1	0	2	1	0	0	0	0	0	0	0	0	0	22	45	20 to 30	54.5	7	31.8
13/10/2021	07:00	0	4	6	8	7	5	3	1	1	0	0	0	0	0	0	0	0	0	0	35	40	25 to 35	60.0	10	28.6
13/10/2021	08:00	3	8	12	40	46	26	16	4	0	0	0	0	0	0	0	0	0	0	0	155	39.4	30 to 40	72.3	46	29.7
13/10/2021	09:00	5	10	24	46	54	50	8	7	0	0	0	0	0	0	0	0	0	0	0	204	38.4	30 to 40	73.5	65	31.9
13/10/2021	10:00	3	10	25	29	22	21	17	4	3	0	0	0	0	0	0	0	0	0	0	134	41.2	25 to 35	56.7	45	33.6
13/10/2021	11:00	3	6	16	24	30	20	9	2	0	0	0	0	0	0	0	0	0	0	0	110	38.8	30 to 40	67.3	31	28.2
13/10/2021	12:00	6	4	8	25	24	20	14	8	3	0	0	0	0	0	0	0	0	0	0	112	42.9	30 to 40	61.6	45	40.2
13/10/2021	13:00	11	9	19	24	48	24	13	1	2	0	0	0	0	0	0	0	0	0	0	151	38.5	30 to 40	63.6	40	26.5
13/10/2021	14:00	8	13	11	31	41	24	15	2	0	0	0	0	0	0	0	0	0	0	0	145	39	30 to 40	66.2	41	28.3
13/10/2021	15:00	9	10	11	36	46	21	14	1	1	0	0	0	0	0	0	0	0	0	0	149	38.6	30 to 40	69.1	37	24.8
13/10/2021	16:00	5	4	15	41	52	29	19	2	0	1	0	0	0	0	0	0	0	0	0	168	39.5	30 to 40	72.6	51	30.4
13/10/2021	17:00	3	10	14	37	74	50	21	6	2	0	0	0	0	0	0	0	0	0	0	217	39.6	30 to 40	74.2	79	36.4
13/10/2021	18:00	3	5	15	44	88	60	23	3	0	0	0	0	0	0	0	0	0	0	0	241	39.2	30 to 40	79.7	86	35.7
13/10/2021	19:00	1	4	8	35	63	48	25	7	3	0	0	0	0	0	0	0	0	0	0	194	41.2	30 to 40	75.3	83	42.8
13/10/2021	20:00	1	1	2	25	50	17	14	4	2	0	0	0	0	0	0	0	0	0	0	116	41.1	30 to 40	79.3	37	31.9
13/10/2021	21:00	1	0	2	17	20	16	4	4	4	1	1	0	0	0	0	0	0	0	0	70	45	30 to 40	75.7	30	42.9
13/10/2021	22:00	1	2	1	22	23	10	4	3	0	0	0	0	0	0	0	0	0	0	0	66	38.5	30 to 40	83.3	17	25.8
13/10/2021	23:00	0	0	0	13	5	8	5	0	2	1	1	0	0	0	0	0	0	0	0	35	44	30 to 40	74.3	17	48.6
24 Hr Summary		64	105	198	511	706	467	234	63	25	4	2	0	0	0	0	0	0	0	0	2379	39.7	30 to 40	70.8	795	33.4

Incoming Histogram

2022 Jan W & W non flashing

from Tue-Sep-21-2021-03-00-PM to Sun-Nov-14-2021-05-59-AM

Date	Starting Hr:min	<15	15 to <20	20 to <25	25 to <30	30 to <35	35 to <40	40 to <45	45 to <50	50 to <55	55 to <60	60 to <65	65 to <70	70 to <75	75 to <80	80 to <85	85 to <90	90 to <95	95 to <100	100 to >105	Total Counts	85pct Speed	10MPH Pace	% in pace	# of Speeders	% Speeders	
14/10/2021	00:00	0	0	0	3	3	4	4	2	1	2	0	0	0	0	0	0	0	0	0	0	19	50	35 to 45	57.9	13	68.4
14/10/2021	01:00	1	0	0	0	3	2	1	1	1	0	0	0	0	0	0	0	0	0	0	0	9	50	35 to 45	66.7	5	55.6
14/10/2021	02:00	0	0	0	0	1	2	0	0	0	0	0	0	0	0	0	0	0	0	0	0	3	40	30 to 40	100.0	2	66.7
14/10/2021	03:00	0	0	1	0	1	0	0	0	0	0	0	0	0	0	0	0	0	0	0	0	2	35	25 to 35	100.0	*	*
14/10/2021	04:00	0	0	0	0	1	2	1	0	0	0	0	0	0	0	0	0	0	0	0	0	4	40	35 to 45	100.0	3	75.0
14/10/2021	05:00	0	0	1	0	1	2	3	0	1	0	0	0	0	0	0	0	0	0	0	0	8	45	35 to 45	75.0	6	75.0
14/10/2021	06:00	0	3	2	2	4	4	1	0	0	1	0	0	0	0	0	0	0	0	0	0	17	38.8	30 to 40	58.8	6	35.3
14/10/2021	07:00	2	6	7	8	9	2	7	2	0	0	0	0	0	0	0	0	0	0	0	0	43	42.1	25 to 35	55.8	11	25.6
14/10/2021	08:00	1	11	10	40	51	18	15	4	1	1	0	0	0	0	0	0	0	0	0	0	152	39.4	30 to 40	71.7	39	25.7
14/10/2021	09:00	2	14	26	37	42	42	19	1	1	0	0	0	0	0	0	0	0	0	0	0	184	39.2	30 to 40	65.8	63	34.2
14/10/2021	10:00	5	3	13	22	29	25	20	4	0	0	0	0	0	0	0	0	0	0	0	0	121	41.5	30 to 40	62.8	49	40.5
14/10/2021	11:00	4	7	13	18	21	22	10	2	2	0	0	0	0	0	0	0	0	0	0	0	99	39.8	30 to 40	61.6	36	36.4
14/10/2021	12:00	1	1	22	22	21	31	15	4	0	0	0	0	0	0	0	0	0	0	0	0	117	40.3	30 to 40	63.2	50	42.7
14/10/2021	13:00	6	6	14	34	36	17	4	2	0	0	0	0	0	0	0	0	0	0	0	0	119	36.5	30 to 40	73.1	23	19.3
14/10/2021	14:00	5	6	13	36	39	21	11	2	0	0	0	0	0	0	0	0	0	0	0	0	133	38.3	30 to 40	72.2	34	25.6
14/10/2021	15:00	0	8	16	33	45	20	17	4	2	1	0	0	0	0	0	0	0	0	0	0	146	40.6	30 to 40	67.1	44	30.1
14/10/2021	16:00	9	8	14	51	60	45	19	6	2	0	0	0	0	0	0	0	0	0	0	0	214	39.4	30 to 40	72.9	72	33.6
14/10/2021	17:00	2	7	12	38	65	46	18	4	1	1	0	0	0	0	0	0	0	0	0	0	194	39.5	30 to 40	76.8	70	36.1
14/10/2021	18:00	2	5	11	54	82	61	29	8	2	1	0	0	0	0	0	0	0	0	0	0	255	40.3	30 to 40	77.3	101	39.6
14/10/2021	19:00	2	3	9	57	56	41	21	3	0	2	0	0	0	0	0	0	0	0	0	0	194	39.6	30 to 40	79.4	67	34.5
14/10/2021	20:00	0	2	6	24	35	32	10	3	2	0	0	0	0	0	0	0	0	0	0	0	114	39.7	30 to 40	79.8	47	41.2
14/10/2021	21:00	0	1	0	17	21	18	10	3	2	0	0	0	0	0	0	0	0	0	0	0	72	42	30 to 40	77.8	33	45.8
14/10/2021	22:00	0	0	3	21	22	12	4	8	0	0	0	0	0	0	0	0	0	0	0	0	70	42.5	30 to 40	78.6	24	34.3
14/10/2021	23:00	0	0	1	7	13	13	7	1	1	0	1	0	0	0	0	0	0	0	0	0	44	42.1	30 to 40	75.0	23	52.3
24 Hr Summary		42	91	194	524	661	482	246	64	19	9	1	0	0	0	0	0	0	0	0	0	2333	39.9	30 to 40	71.5	821	35.2

Incoming Histogram

2022 Jan W & W non flashing

from Tue-Sep-21-2021-03-00-PM to Sun-Nov-14-2021-05-59-AM

Date	Starting Hr:min	<15	15 to <20	20 to <25	25 to <30	30 to <35	35 to <40	40 to <45	45 to <50	50 to <55	55 to <60	60 to <65	65 to <70	70 to <75	75 to <80	80 to <85	85 to <90	90 to <95	95 to <100	100 to >105	Total Counts	85pct Speed	10MPH Pace	% in pace	# of Speeders	% Speeders
15/10/2021	00:00	3	0	2	9	13	8	6	1	2	1	0	0	0	0	0	0	0	0	0	45	42.5	30 to 40	66.7	18	40.0
15/10/2021	01:00	0	0	2	0	2	3	2	0	1	0	0	0	0	0	0	0	0	0	0	10	42.5	35 to 45	70.0	6	60.0
15/10/2021	02:00	0	0	0	0	2	0	1	0	0	1	0	0	0	0	0	0	0	0	0	4	45	35 to 45	75.0	2	50.0
15/10/2021	03:00	0	0	0	1	1	0	0	2	0	0	0	0	0	0	0	0	0	0	0	4	47.5	25 to 35	50.0	2	50.0
15/10/2021	04:00	0	0	0	1	0	4	2	1	0	0	0	0	0	0	0	0	0	0	0	8	45	40 to 50	87.5	7	87.5
15/10/2021	05:00	1	0	0	2	1	2	4	0	0	0	0	0	0	0	0	0	0	0	0	10	42.5	35 to 45	70.0	6	60.0
15/10/2021	06:00	0	0	2	2	3	7	0	2	1	1	1	0	0	0	0	0	0	0	0	19	50	30 to 40	63.2	12	63.2
15/10/2021	07:00	0	3	4	4	8	5	2	1	0	0	0	0	0	0	0	0	0	0	0	27	39	30 to 40	63.0	8	29.6
15/10/2021	08:00	1	7	13	44	42	23	8	1	0	0	0	0	0	0	0	0	0	0	0	139	37.4	30 to 40	78.4	32	23.0
15/10/2021	09:00	9	14	21	37	48	33	17	9	1	0	0	0	0	0	0	0	0	0	0	189	39.8	30 to 40	62.4	60	31.7
15/10/2021	10:00	2	7	19	37	26	21	20	6	0	0	0	0	0	0	0	0	0	0	0	138	41.2	30 to 40	60.9	47	34.1
15/10/2021	11:00	4	5	6	25	37	20	13	2	0	1	0	0	0	0	0	0	0	0	0	113	39.8	30 to 40	72.6	36	31.9
15/10/2021	12:00	3	8	5	24	34	20	15	4	0	0	0	0	0	0	0	0	0	0	0	113	40.7	30 to 40	69.0	39	34.5
15/10/2021	13:00	3	6	16	36	43	25	12	6	0	0	0	0	0	0	0	0	0	0	0	147	39.2	30 to 40	70.7	43	29.3
15/10/2021	14:00	2	7	10	24	50	41	20	5	2	0	0	0	0	0	0	0	0	0	0	161	40.8	30 to 40	71.4	68	42.2
15/10/2021	15:00	6	4	11	28	50	41	15	2	0	0	0	0	0	0	0	0	0	0	0	157	39.1	30 to 40	75.8	58	36.9
15/10/2021	16:00	4	5	13	36	79	37	22	7	1	0	0	0	0	0	0	0	0	0	0	204	39.9	30 to 40	74.5	67	32.8
15/10/2021	17:00	4	4	7	34	67	63	24	12	0	0	0	0	0	0	0	0	0	0	0	215	40.8	30 to 40	76.3	99	46.0
15/10/2021	18:00	5	2	14	47	80	49	25	14	1	0	0	0	0	0	0	0	0	0	0	237	40.8	30 to 40	74.3	89	37.6
15/10/2021	19:00	1	1	6	58	75	43	19	2	1	0	0	0	0	0	0	0	0	0	0	206	39	30 to 40	85.4	65	31.6
15/10/2021	20:00	0	0	4	33	34	31	18	5	1	0	0	0	0	0	0	0	0	0	0	126	41.4	30 to 40	77.8	55	43.7
15/10/2021	21:00	0	2	5	19	21	22	7	3	1	0	0	0	0	0	0	0	0	0	0	80	39.8	30 to 40	77.5	33	41.3
15/10/2021	22:00	0	0	2	9	11	10	6	2	0	0	0	0	0	0	0	0	0	0	0	40	41.7	30 to 40	75.0	18	45.0
15/10/2021	23:00	1	0	1	12	13	10	4	1	2	0	1	0	0	0	0	0	0	0	0	45	41.2	30 to 40	77.8	18	40.0
24 Hr Summary		49	75	163	522	740	518	262	88	14	4	2	0	0	0	0	0	0	0	0	2437	40.1	30 to 40	73.0	888	36.4

Incoming Histogram

2022 Jan W & W non flashing

from Tue-Sep-21-2021-03-00-PM to Sun-Nov-14-2021-05-59-AM

Date	Starting Hr:min	<15	15 to <20	20 to <25	25 to <30	30 to <35	35 to <40	40 to <45	45 to <50	50 to <55	55 to <60	60 to <65	65 to <70	70 to <75	75 to <80	80 to <85	85 to <90	90 to <95	95 to <100	100 to >105	Total Counts	85pct Speed	10MPH Pace	% in pace	# of Speeders	% Speeders
16/10/2021	00:00	0	0	1	9	10	6	4	2	0	0	0	0	0	0	0	0	0	0	0	32	41.2	30 to 40	78.1	12	37.5
16/10/2021	01:00	0	0	1	4	5	8	6	3	0	0	0	0	0	0	0	0	0	0	0	27	44.2	35 to 45	70.4	17	63.0
16/10/2021	02:00	0	0	0	3	1	2	0	1	1	0	1	0	0	0	0	0	0	0	0	9	55	30 to 40	66.7	5	55.6
16/10/2021	03:00	0	0	2	2	1	1	1	0	0	1	0	0	0	0	0	0	0	0	0	8	45	25 to 35	62.5	3	37.5
16/10/2021	04:00	0	0	0	0	1	0	0	0	0	0	0	0	0	0	0	0	0	0	0	1	35	25 to 35	100.0	*	*
16/10/2021	05:00	0	0	0	0	0	0	1	1	0	0	0	0	0	0	0	0	0	0	0	2	50	40 to 50	100.0	2	100.0
16/10/2021	06:00	0	0	0	3	0	1	1	1	0	0	0	0	0	0	0	0	0	0	0	6	45	30 to 40	66.7	3	50.0
16/10/2021	07:00	0	0	1	1	1	1	2	0	0	0	1	0	0	0	0	0	0	0	0	7	45	35 to 45	57.1	4	57.1
16/10/2021	08:00	0	1	5	8	3	5	6	0	1	0	0	0	0	0	0	0	0	0	0	29	42.5	25 to 35	55.2	12	41.4
16/10/2021	09:00	0	2	1	7	17	8	13	3	1	0	0	0	0	0	0	0	0	0	0	52	43.5	35 to 45	73.1	25	48.1
16/10/2021	10:00	1	3	8	24	15	15	15	5	0	0	0	0	0	0	0	0	0	0	0	86	42.3	30 to 40	62.8	35	40.7
16/10/2021	11:00	0	4	4	19	30	33	14	7	2	0	0	0	0	0	0	0	0	0	0	113	42.1	30 to 40	72.6	56	49.6
16/10/2021	12:00	2	3	6	28	51	38	18	5	0	0	0	0	0	0	0	0	0	0	0	151	40	30 to 40	77.5	61	40.4
16/10/2021	13:00	2	1	5	28	43	37	26	5	1	0	0	0	0	0	0	0	0	0	0	148	41.9	30 to 40	73.0	69	46.6
16/10/2021	14:00	1	1	3	14	45	37	17	7	0	0	0	0	0	0	0	0	0	0	0	125	41.5	35 to 45	79.2	61	48.8
16/10/2021	15:00	1	0	12	31	38	37	23	3	1	0	0	0	0	0	0	0	0	0	0	146	41.1	30 to 40	72.6	64	43.8
16/10/2021	16:00	1	0	5	28	51	33	23	7	2	0	0	0	0	0	0	0	0	0	0	150	42.2	30 to 40	74.7	65	43.3
16/10/2021	17:00	0	1	8	26	47	32	19	8	2	0	0	0	0	0	0	0	0	0	0	143	42.1	30 to 40	73.4	61	42.7
16/10/2021	18:00	1	1	5	27	56	46	16	13	1	1	0	0	0	0	0	0	0	0	0	167	41.9	30 to 40	77.2	77	46.1
16/10/2021	19:00	2	0	0	20	47	30	17	8	0	0	0	0	0	0	0	0	0	0	0	124	41.8	30 to 40	78.2	55	44.4
16/10/2021	20:00	1	0	1	27	34	32	11	5	2	0	2	0	0	0	0	0	0	0	0	115	41.4	30 to 40	80.9	52	45.2
16/10/2021	21:00	0	0	1	6	17	9	7	5	1	0	0	0	0	0	0	0	0	0	0	46	44.3	35 to 45	71.7	22	47.8
16/10/2021	22:00	0	0	2	8	8	13	2	0	1	0	2	0	0	0	0	0	0	0	0	36	40	30 to 40	80.6	18	50.0
16/10/2021	23:00	1	0	2	9	14	14	7	0	2	1	0	0	0	0	0	0	0	0	0	50	41.4	30 to 40	74.0	24	48.0
24 Hr Summary		13	17	73	332	535	438	249	89	18	3	6	0	0	0	0	0	0	0	0	1773	42	30 to 40	73.6	803	45.3

Incoming Histogram

2022 Jan W & W non flashing

from Tue-Sep-21-2021-03-00-PM to Sun-Nov-14-2021-05-59-AM

Date	Starting Hr:min	<15	15 to <20	20 to <25	25 to <30	30 to <35	35 to <40	40 to <45	45 to <50	50 to <55	55 to <60	60 to <65	65 to <70	70 to <75	75 to <80	80 to <85	85 to <90	90 to <95	95 to <100	100 to >105	Total Counts	85pct Speed	10MPH Pace	% in pace	# of Speeders	% Speeders
17/10/2021	00:00	3	0	1	8	8	6	4	5	1	2	0	1	0	0	0	0	0	0	0	39	48	30 to 40	56.4	19	48.7
17/10/2021	01:00	0	0	0	6	4	5	4	2	1	0	1	0	0	0	0	0	0	0	0	23	47.5	30 to 40	65.2	13	56.5
17/10/2021	02:00	0	0	0	2	4	2	1	1	1	0	0	0	0	0	0	0	0	0	0	11	45	30 to 40	72.7	5	45.5
17/10/2021	03:00	0	0	0	0	1	1	0	1	1	0	1	0	0	0	0	0	0	0	0	5	55	30 to 40	40.0	4	80.0
17/10/2021	04:00	0	0	0	0	0	0	0	0	0	0	0	0	0	0	0	0	0	0	0	0	0	*	*	*	*
17/10/2021	05:00	0	0	0	0	1	1	0	0	0	0	0	0	0	0	0	0	0	0	0	2	40	30 to 40	100.0	1	50.0
17/10/2021	06:00	0	0	0	1	0	0	1	1	0	0	0	0	0	0	0	0	0	0	0	3	50	40 to 50	66.7	2	66.7
17/10/2021	07:00	0	0	0	2	2	1	0	0	0	0	1	0	0	0	0	0	0	0	0	6	40	30 to 40	83.3	2	33.3
17/10/2021	08:00	0	0	0	1	0	2	0	1	0	0	0	0	0	0	0	0	0	0	0	4	40	30 to 40	75.0	3	75.0
17/10/2021	09:00	0	2	3	6	9	2	3	0	0	0	0	0	0	0	0	0	0	0	0	25	37.5	25 to 35	72.0	5	20.0
17/10/2021	10:00	0	0	1	16	16	15	9	5	5	0	0	0	0	0	0	0	0	0	0	67	45	30 to 40	70.1	34	50.7
17/10/2021	11:00	0	1	4	25	27	18	9	4	1	0	0	0	0	0	0	0	0	0	0	89	40.6	30 to 40	78.7	32	36.0
17/10/2021	12:00	2	7	7	21	34	30	18	5	1	0	1	0	0	0	0	0	0	0	0	126	41.7	30 to 40	67.5	55	43.7
17/10/2021	13:00	0	0	5	17	55	45	18	6	2	0	0	0	0	0	0	0	0	0	0	148	41.1	35 to 45	79.7	71	48.0
17/10/2021	14:00	5	2	14	29	49	19	21	7	2	0	0	0	0	0	0	0	0	0	0	148	41.9	30 to 40	65.5	49	33.1
17/10/2021	15:00	0	2	2	24	29	36	16	10	2	1	0	0	0	0	0	0	0	0	0	122	43.4	30 to 40	73.0	65	53.3
17/10/2021	16:00	0	1	3	33	45	25	14	4	2	0	0	0	0	0	0	0	0	0	0	127	40.4	30 to 40	81.1	45	35.4
17/10/2021	17:00	0	1	10	26	23	23	21	6	2	0	0	0	0	0	0	0	0	0	0	112	42.9	30 to 40	64.3	52	46.4
17/10/2021	18:00	0	1	1	25	44	13	14	1	1	0	0	0	0	0	0	0	0	0	0	100	40.4	30 to 40	82.0	29	29.0
17/10/2021	19:00	0	4	6	22	28	26	7	5	1	0	0	0	0	0	0	0	0	0	0	99	39.6	30 to 40	76.8	39	39.4
17/10/2021	20:00	1	1	4	8	14	11	11	7	0	0	0	0	0	0	0	0	0	0	0	57	44.1	35 to 45	63.2	29	50.9
17/10/2021	21:00	0	1	1	12	14	15	7	5	1	0	0	0	0	0	0	0	0	0	0	56	43.6	30 to 40	73.2	28	50.0
17/10/2021	22:00	0	0	0	6	12	15	4	1	0	0	1	0	0	0	0	0	0	0	0	39	40	30 to 40	84.6	21	53.8
17/10/2021	23:00	0	0	0	5	5	7	8	2	2	0	0	0	0	0	0	0	0	0	0	29	45	35 to 45	69.0	19	65.5
24 Hr Summary		11	23	62	295	424	318	190	79	26	3	5	1	0	0	0	0	0	0	0	1437	42.3	30 to 40	72.2	622	43.3

Incoming Histogram

2022 Jan W & W non flashing

from Tue-Sep-21-2021-03-00-PM to Sun-Nov-14-2021-05-59-AM

Date	Starting Hr:min	<15	15 to <20	20 to <25	25 to <30	30 to <35	35 to <40	40 to <45	45 to <50	50 to <55	55 to <60	60 to <65	65 to <70	70 to <75	75 to <80	80 to <85	85 to <90	90 to <95	95 to <100	100 to >105	Total Counts	85pct Speed	10MPH Pace	% in pace	# of Speeders	% Speeders	
18/10/2021	00:00	0	0	0	0	2	7	1	3	1	0	0	0	0	0	0	0	0	0	0	0	14	48.3	40 to 50	78.6	12	85.7
18/10/2021	01:00	0	0	0	0	1	0	1	0	0	0	0	0	0	0	0	0	0	0	0	0	2	45	35 to 45	100.0	1	50.0
18/10/2021	02:00	0	0	0	0	0	1	0	0	0	0	0	0	0	0	0	0	0	0	0	0	1	40	30 to 40	100.0	1	100.0
18/10/2021	03:00	0	0	0	0	0	0	0	1	0	0	0	0	0	0	0	0	0	0	0	0	1	50	40 to 50	100.0	1	100.0
18/10/2021	04:00	0	0	1	0	0	1	2	1	0	0	0	0	0	0	0	0	0	0	0	0	5	45	40 to 50	80.0	4	80.0
18/10/2021	05:00	0	1	2	1	2	2	1	0	1	0	0	0	0	0	0	0	0	0	0	0	10	40	25 to 35	50.0	4	40.0
18/10/2021	06:00	0	3	3	0	5	4	1	1	0	0	0	0	0	0	0	0	0	0	0	0	17	38.8	35 to 45	58.8	6	35.3
18/10/2021	07:00	0	6	1	11	9	6	5	1	0	1	0	0	0	0	0	0	0	0	0	0	40	41	30 to 40	65.0	13	32.5
18/10/2021	08:00	5	8	15	40	49	25	9	4	2	0	0	0	0	0	0	0	0	0	0	0	157	38.2	30 to 40	72.6	40	25.5
18/10/2021	09:00	6	18	29	43	48	29	26	10	0	0	0	0	0	0	0	0	0	0	0	0	209	41	25 to 35	57.4	65	31.1
18/10/2021	10:00	3	16	21	23	18	22	6	4	0	1	0	0	0	0	0	0	0	0	0	0	114	38.6	30 to 40	55.3	33	28.9
18/10/2021	11:00	0	3	10	19	28	25	14	3	1	0	0	0	0	0	0	0	0	0	0	0	103	41.1	30 to 40	69.9	43	41.7
18/10/2021	12:00	2	2	17	37	26	21	8	2	0	0	0	0	0	0	0	0	0	0	0	0	115	38.3	30 to 40	73.0	31	27.0
18/10/2021	13:00	4	5	10	17	27	26	10	5	1	1	0	0	0	0	0	0	0	0	0	0	106	40.5	30 to 40	66.0	43	40.6
18/10/2021	14:00	67	5	5	23	30	29	10	1	0	0	0	0	0	0	0	0	0	0	0	0	170	37.4	30 to 40	48.2	40	23.5
18/10/2021	15:00	8	8	11	31	39	32	13	2	1	0	0	0	0	0	0	0	0	0	0	0	145	39.1	30 to 40	70.3	48	33.1
18/10/2021	16:00	3	4	10	40	54	40	15	8	1	0	0	0	0	0	0	0	0	0	0	0	175	39.8	30 to 40	76.6	64	36.6
18/10/2021	17:00	14	3	12	49	57	40	16	6	1	0	0	0	0	0	0	0	0	0	0	0	198	39.1	30 to 40	73.7	63	31.8
18/10/2021	18:00	5	4	5	44	62	65	23	5	1	1	0	0	0	0	0	0	0	0	0	0	215	39.8	30 to 40	79.5	95	44.2
18/10/2021	19:00	4	4	10	46	62	35	19	4	0	0	0	0	0	0	0	0	0	0	0	0	184	39.3	30 to 40	77.7	58	31.5
18/10/2021	20:00	1	4	5	22	26	20	9	3	0	1	0	0	0	0	0	0	0	0	0	0	91	39.8	30 to 40	74.7	33	36.3
18/10/2021	21:00	1	1	3	14	19	5	4	3	2	0	0	0	0	0	0	0	0	0	0	0	52	41.2	30 to 40	73.1	14	26.9
18/10/2021	22:00	1	1	1	10	16	8	7	2	1	0	0	0	0	0	0	0	0	0	0	0	47	42.1	30 to 40	72.3	18	38.3
18/10/2021	23:00	0	1	0	8	6	5	9	3	1	0	1	0	0	0	0	0	0	0	0	0	34	45	35 to 45	58.8	19	55.9
24 Hr Summary		124	97	171	478	586	448	209	72	14	5	1	0	0	0	0	0	0	0	0	0	2205	39.7	30 to 40	68.6	749	34.0

Incoming Histogram

2022 Jan W & W non flashing

from Tue-Sep-21-2021-03-00-PM to Sun-Nov-14-2021-05-59-AM

Date	Starting Hr:min	<15	15 to <20	20 to <25	25 to <30	30 to <35	35 to <40	40 to <45	45 to <50	50 to <55	55 to <60	60 to <65	65 to <70	70 to <75	75 to <80	80 to <85	85 to <90	90 to <95	95 to <100	100 to >105	Total Counts	85pct Speed	10MPH Pace	% in pace	# of Speeders	% Speeders
19/10/2021	00:00	0	0	0	1	6	2	3	1	0	1	0	0	0	0	0	0	0	0	0	14	45	35 to 45	78.6	7	50.0
19/10/2021	01:00	0	0	0	1	0	4	3	1	2	0	0	0	0	0	0	0	0	0	0	11	50	40 to 50	72.7	10	90.9
19/10/2021	02:00	0	0	1	1	1	0	0	1	0	0	0	0	0	0	0	0	0	0	0	4	35	25 to 35	75.0	1	25.0
19/10/2021	03:00	0	1	0	0	0	0	0	0	0	0	0	0	0	0	0	0	0	0	0	1	20	10 to 20	100.0	*	*
19/10/2021	04:00	0	0	0	1	0	3	2	1	0	0	0	0	0	0	0	0	0	0	0	7	45	40 to 50	85.7	6	85.7
19/10/2021	05:00	1	1	0	1	1	5	3	0	0	0	0	0	0	0	0	0	0	0	0	12	41.7	35 to 45	75.0	8	66.7
19/10/2021	06:00	0	3	2	2	2	1	1	2	0	1	0	0	0	0	0	0	0	0	0	14	47.5	20 to 30	50.0	5	35.7
19/10/2021	07:00	1	6	3	6	19	7	2	0	0	1	0	0	0	0	0	0	0	0	0	45	37.1	30 to 40	71.1	10	22.2
19/10/2021	08:00	3	5	8	50	48	31	15	3	0	0	0	0	0	0	0	0	0	0	0	163	39	30 to 40	79.1	49	30.1
19/10/2021	09:00	3	17	16	45	49	39	18	1	1	0	0	0	0	0	0	0	0	0	0	189	39	30 to 40	70.4	59	31.2
19/10/2021	10:00	4	14	11	26	25	25	16	7	0	0	0	0	0	0	0	0	0	0	0	128	41.2	30 to 40	59.4	48	37.5
19/10/2021	11:00	6	5	15	28	34	18	7	3	0	0	0	0	0	0	0	0	0	0	0	116	38.1	30 to 40	69.0	28	24.1
19/10/2021	12:00	5	8	19	25	20	16	10	2	0	0	0	0	0	0	0	0	0	0	0	105	38.8	25 to 35	61.0	28	26.7
19/10/2021	13:00	2	10	17	29	40	27	10	4	1	0	0	0	0	0	0	0	0	0	0	140	38.9	30 to 40	68.6	42	30.0
19/10/2021	14:00	10	5	17	35	28	23	14	9	1	0	0	0	0	0	0	0	0	0	0	142	41.1	30 to 40	60.6	47	33.1
19/10/2021	15:00	3	3	7	26	43	37	17	2	0	0	0	0	0	0	0	0	0	0	0	138	39.7	30 to 40	76.8	56	40.6
19/10/2021	16:00	1	6	11	48	48	37	15	3	2	0	0	0	0	0	0	0	0	0	0	171	39.2	30 to 40	77.8	57	33.3
19/10/2021	17:00	5	7	16	51	66	53	16	7	2	0	0	0	0	0	0	0	0	0	0	223	39.2	30 to 40	76.2	78	35.0
19/10/2021	18:00	4	4	6	52	87	60	35	8	1	0	1	0	0	0	0	0	0	0	0	258	40.9	30 to 40	77.1	105	40.7
19/10/2021	19:00	4	2	5	35	62	33	11	7	0	0	0	0	0	0	0	0	0	0	0	159	39.1	30 to 40	81.8	51	32.1
19/10/2021	20:00	0	2	7	29	38	19	14	2	1	0	0	0	0	0	0	0	0	0	0	112	40	30 to 40	76.8	36	32.1
19/10/2021	21:00	28	1	3	17	17	12	9	2	0	0	0	0	0	0	0	0	0	0	0	89	39.2	30 to 40	51.7	23	25.8
19/10/2021	22:00	89	0	6	15	10	7	3	3	0	0	0	0	0	0	0	0	0	0	0	133	31.5	5 to 15	66.9	13	9.8
19/10/2021	23:00	49	1	0	8	19	7	5	1	0	0	0	0	0	0	0	0	0	0	0	90	34.7	10 to 20	55.6	13	14.4
24 Hr Summary		218	101	170	532	663	466	229	70	11	3	1	0	0	0	0	0	0	0	0	2464	39.4	30 to 40	67.4	780	31.7

Incoming Histogram

2022 Jan W & W non flashing

from Tue-Sep-21-2021-03-00-PM to Sun-Nov-14-2021-05-59-AM

Date	Starting Hr:min	<15	15 to <20	20 to <25	25 to <30	30 to <35	35 to <40	40 to <45	45 to <50	50 to <55	55 to <60	60 to <65	65 to <70	70 to <75	75 to <80	80 to <85	85 to <90	90 to <95	95 to <100	100 to >105	Total Counts	85pct Speed	10MPH Pace	% in pace	# of Speeders	% Speeders
20/10/2021	00:00	62	0	0	5	4	5	0	0	0	0	0	1	0	0	0	0	0	0	0	77	28	5 to 15	80.5	6	7.8
20/10/2021	01:00	118	0	0	0	2	0	1	1	0	0	0	0	0	0	0	0	0	0	0	122	9.6	5 to 15	96.7	2	1.6
20/10/2021	02:00	57	0	0	3	0	0	0	0	0	0	0	0	0	0	0	0	0	0	0	60	9.5	5 to 15	95.0	*	*
20/10/2021	03:00	10	0	1	1	1	1	1	0	0	0	0	0	0	0	0	0	0	0	0	15	35	5 to 15	66.7	2	13.3
20/10/2021	04:00	102	0	0	0	2	3	0	0	0	0	0	0	0	0	0	0	0	0	0	107	10.8	5 to 15	95.3	3	2.8
20/10/2021	05:00	47	0	0	1	2	4	0	0	0	0	0	0	0	0	0	0	0	0	0	54	13.3	5 to 15	87.0	4	7.4
20/10/2021	06:00	9	2	1	2	5	2	0	3	0	0	0	0	0	0	0	0	0	0	0	24	37.5	10 to 20	45.8	5	20.8
20/10/2021	07:00	2	4	4	10	9	8	2	1	1	0	0	0	0	0	0	0	0	0	0	41	38.8	30 to 40	65.9	12	29.3
20/10/2021	08:00	10	9	17	45	43	23	8	0	0	0	0	0	0	0	0	0	0	0	0	155	36.7	30 to 40	71.6	31	20.0
20/10/2021	09:00	16	19	17	37	55	31	11	4	0	0	0	0	0	0	0	0	0	0	0	190	37.9	30 to 40	64.7	46	24.2
20/10/2021	10:00	5	7	23	20	28	25	17	5	1	0	0	0	0	0	0	0	0	0	0	131	40.9	30 to 40	55.7	48	36.6
20/10/2021	11:00	3	9	17	33	30	24	12	7	0	0	0	0	0	0	0	0	0	0	0	135	39.8	30 to 40	64.4	43	31.9
20/10/2021	12:00	3	3	9	23	20	22	9	2	2	0	0	0	0	0	0	0	0	0	0	93	39.8	30 to 40	69.9	35	37.6
20/10/2021	13:00	1	4	11	21	33	23	6	8	1	0	0	0	0	0	0	0	0	0	0	108	39.8	30 to 40	71.3	38	35.2
20/10/2021	14:00	5	2	10	30	53	34	13	3	1	1	0	0	0	0	0	0	0	0	0	152	39.3	30 to 40	77.0	52	34.2
20/10/2021	15:00	7	6	7	29	37	20	17	6	1	0	0	0	0	0	0	0	0	0	0	130	41.2	30 to 40	66.2	44	33.8
20/10/2021	16:00	3	8	15	54	56	38	14	6	0	0	0	0	0	0	0	0	0	0	0	194	38.8	30 to 40	76.3	58	29.9
20/10/2021	17:00	7	7	16	49	57	47	18	4	3	1	0	0	0	0	0	0	0	0	0	209	39.5	30 to 40	73.2	73	34.9
20/10/2021	18:00	3	5	13	51	81	51	31	3	1	0	0	0	0	0	0	0	0	0	0	239	39.9	30 to 40	76.6	86	36.0
20/10/2021	19:00	1	2	8	58	53	36	20	5	2	0	0	0	0	0	0	0	0	0	0	185	39.9	30 to 40	79.5	63	34.1
20/10/2021	20:00	3	1	3	28	33	23	12	3	0	0	0	0	0	0	0	0	0	0	0	106	39.8	30 to 40	79.2	38	35.8
20/10/2021	21:00	0	0	1	21	22	17	12	2	0	1	0	0	0	0	0	0	0	0	0	76	41.7	30 to 40	78.9	32	42.1
20/10/2021	22:00	118	0	2	9	11	3	2	4	1	0	0	0	0	0	0	0	0	0	0	150	29.4	5 to 15	78.7	10	6.7
20/10/2021	23:00	86	0	1	10	10	7	6	0	0	1	0	0	0	0	0	0	0	0	0	121	33	5 to 15	71.1	14	11.6
24 Hr Summary		678	88	176	540	647	447	212	67	14	4	0	1	0	0	0	0	0	0	0	2874	38.5	30 to 40	56.9	745	25.9

Incoming Histogram

2022 Jan W & W non flashing

from Tue-Sep-21-2021-03-00-PM to Sun-Nov-14-2021-05-59-AM

Date	Starting Hr:min	<15	15 to <20	20 to <25	25 to <30	30 to <35	35 to <40	40 to <45	45 to <50	50 to <55	55 to <60	60 to <65	65 to <70	70 to <75	75 to <80	80 to <85	85 to <90	90 to <95	95 to <100	100 to >105	Total Counts	85pct Speed	10MPH Pace	% in pace	# of Speeders	% Speeders
21/10/2021	00:00	7	0	2	8	5	4	1	0	0	0	0	0	0	0	0	0	0	0	0	27	36.2	30 to 40	63.0	5	18.5
21/10/2021	01:00	0	0	0	3	6	3	2	0	0	0	0	0	0	0	0	0	0	0	0	14	40	30 to 40	85.7	5	35.7
21/10/2021	02:00	0	1	1	0	0	3	1	0	1	0	0	0	0	0	0	0	0	0	0	7	45	35 to 45	57.1	5	71.4
21/10/2021	03:00	0	0	0	0	0	1	0	0	0	0	0	0	0	0	0	0	0	0	0	1	40	30 to 40	100.0	1	100.0
21/10/2021	04:00	0	0	0	0	1	3	1	0	0	0	0	0	0	0	0	0	0	0	0	5	40	35 to 45	100.0	4	80.0
21/10/2021	05:00	0	0	1	0	1	3	1	1	0	0	0	0	0	0	0	0	0	0	0	7	45	35 to 45	71.4	5	71.4
21/10/2021	06:00	2	3	2	3	4	4	2	0	0	1	0	0	0	0	0	0	0	0	0	21	40	30 to 40	52.4	7	33.3
21/10/2021	07:00	2	3	6	10	10	4	3	2	0	0	1	0	1	0	0	0	0	0	0	42	41.7	25 to 35	61.9	11	26.2
21/10/2021	08:00	2	8	16	41	38	21	10	3	1	0	0	0	0	0	0	0	0	0	0	140	38.3	30 to 40	71.4	35	25.0
21/10/2021	09:00	7	14	23	33	61	33	17	0	1	0	0	0	0	0	0	0	0	0	0	189	38.5	30 to 40	67.2	51	27.0
21/10/2021	10:00	3	12	13	29	29	22	10	6	0	0	0	0	0	0	0	0	0	0	0	124	39.3	30 to 40	64.5	38	30.6
21/10/2021	11:00	2	5	11	23	32	22	9	3	0	0	0	0	0	0	0	0	0	0	0	107	39.1	30 to 40	72.0	34	31.8
21/10/2021	12:00	5	13	13	27	22	15	7	5	1	0	0	0	0	0	0	0	0	0	0	108	39	30 to 40	59.3	28	25.9
21/10/2021	13:00	1	5	11	34	29	26	11	3	2	0	0	0	0	0	0	0	0	0	0	122	39.6	30 to 40	73.0	42	34.4
21/10/2021	14:00	4	7	13	30	44	37	10	7	1	1	0	0	0	0	0	0	0	0	0	154	39.5	30 to 40	72.1	56	36.4
21/10/2021	15:00	5	4	10	25	29	43	19	9	0	0	0	0	0	0	0	0	0	0	0	144	41.6	30 to 40	67.4	71	49.3
21/10/2021	16:00	4	12	18	38	57	36	16	2	1	0	0	0	0	0	0	0	0	0	0	184	38.8	30 to 40	71.2	55	29.9
21/10/2021	17:00	1	3	10	50	55	45	25	2	1	0	0	0	0	0	0	0	0	0	0	192	39.9	30 to 40	78.1	73	38.0
21/10/2021	18:00	8	3	21	51	69	50	18	4	0	1	0	0	0	0	0	0	0	0	0	225	38.9	30 to 40	75.6	73	32.4
21/10/2021	19:00	2	5	9	57	70	41	18	6	2	0	0	0	0	0	0	0	0	0	0	210	39.3	30 to 40	80.0	67	31.9
21/10/2021	20:00	1	0	4	45	36	24	16	4	0	1	0	0	0	0	0	0	0	0	0	131	40.3	30 to 40	80.2	45	34.4
21/10/2021	21:00	1	1	8	19	26	16	9	2	1	0	0	0	0	0	0	0	0	0	0	83	40	30 to 40	73.5	28	33.7
21/10/2021	22:00	0	0	1	4	23	10	8	3	0	1	0	0	0	0	0	0	0	0	0	50	42.5	35 to 45	82.0	22	44.0
21/10/2021	23:00	0	0	2	9	16	13	6	2	1	1	1	0	0	0	0	0	0	0	0	51	42.5	30 to 40	74.5	24	47.1
24 Hr Summary		57	99	195	539	663	479	220	64	13	6	2	0	1	0	0	0	0	0	0	2338	39.5	30 to 40	71.9	785	33.6

Incoming Histogram

2022 Jan W & W non flashing

from Tue-Sep-21-2021-03-00-PM to Sun-Nov-14-2021-05-59-AM

Date	Starting Hr:min	<15	15 to <20	20 to <25	25 to <30	30 to <35	35 to <40	40 to <45	45 to <50	50 to <55	55 to <60	60 to <65	65 to <70	70 to <75	75 to <80	80 to <85	85 to <90	90 to <95	95 to <100	100 to >105	Total Counts	85pct Speed	10MPH Pace	% in pace	# of Speeders	% Speeders
22/10/2021	00:00	0	0	1	4	10	5	6	2	0	0	0	0	1	0	0	0	0	0	0	29	44.2	35 to 45	72.4	14	48.3
22/10/2021	01:00	0	0	2	2	2	4	3	1	0	0	0	0	0	0	0	0	0	0	0	14	43.3	35 to 45	64.3	8	57.1
22/10/2021	02:00	0	0	0	1	2	0	3	0	0	0	0	0	0	0	0	0	0	0	0	6	43.3	35 to 45	83.3	3	50.0
22/10/2021	03:00	0	0	0	1	1	1	0	0	1	0	0	0	0	0	0	0	0	0	0	4	40	30 to 40	75.0	2	50.0
22/10/2021	04:00	0	0	1	2	1	1	1	1	0	0	0	0	0	0	0	0	0	0	0	7	45	25 to 35	57.1	3	42.9
22/10/2021	05:00	1	0	0	0	1	1	2	1	1	0	0	0	0	0	0	0	0	0	0	7	50	35 to 45	57.1	5	71.4
22/10/2021	06:00	1	0	2	0	5	5	0	0	1	1	0	0	0	0	0	0	0	0	0	15	40	30 to 40	66.7	7	46.7
22/10/2021	07:00	0	1	7	7	7	5	3	3	0	1	0	0	0	0	0	0	0	0	0	34	43.3	25 to 35	61.8	12	35.3
22/10/2021	08:00	1	10	12	33	28	31	11	3	0	0	0	0	0	0	0	0	0	0	0	129	39.2	30 to 40	71.3	45	34.9
22/10/2021	09:00	6	13	18	41	57	35	17	8	4	0	0	0	0	0	0	0	0	0	0	199	39.9	30 to 40	66.8	64	32.2
22/10/2021	10:00	1	2	14	16	30	17	16	6	1	0	0	0	0	0	0	0	0	0	0	103	42.5	30 to 40	61.2	40	38.8
22/10/2021	11:00	5	7	9	27	35	13	7	1	0	0	0	0	0	0	0	0	0	0	0	104	36.9	30 to 40	72.1	21	20.2
22/10/2021	12:00	3	4	11	20	22	20	19	5	2	0	0	0	0	0	0	0	0	0	0	106	42.6	30 to 40	58.5	46	43.4
22/10/2021	13:00	8	4	15	29	50	28	15	3	0	0	0	0	0	0	0	0	0	0	0	152	39.1	30 to 40	70.4	46	30.3
22/10/2021	14:00	10	9	13	30	49	22	15	6	1	0	0	0	0	0	0	0	0	0	0	155	39.8	30 to 40	65.2	44	28.4
22/10/2021	15:00	4	4	7	24	59	28	10	7	1	0	0	0	0	0	0	0	0	0	0	144	39.3	30 to 40	77.1	46	31.9
22/10/2021	16:00	3	2	15	52	47	44	31	3	2	0	0	0	0	0	0	0	0	0	0	199	41	30 to 40	71.9	80	40.2
22/10/2021	17:00	4	3	15	36	79	42	22	5	3	0	2	0	0	0	0	0	0	0	0	211	40	30 to 40	74.4	74	35.1
22/10/2021	18:00	0	3	10	41	58	49	16	7	2	0	0	0	0	0	0	0	0	0	0	186	39.7	30 to 40	79.6	74	39.8
22/10/2021	19:00	1	2	13	47	46	46	16	6	3	0	0	0	0	0	0	0	0	0	0	180	39.8	30 to 40	77.2	71	39.4
22/10/2021	20:00	1	4	3	25	28	17	13	4	2	0	1	0	0	0	0	0	0	0	0	98	41.9	30 to 40	71.4	37	37.8
22/10/2021	21:00	0	0	2	12	20	12	13	3	1	1	0	0	0	0	0	0	0	0	0	64	43.1	35 to 45	70.3	30	46.9
22/10/2021	22:00	0	1	1	6	11	5	5	2	1	0	1	0	0	0	0	0	0	0	0	33	44	30 to 40	66.7	14	42.4
22/10/2021	23:00	0	0	2	14	19	7	6	2	0	0	0	0	1	0	0	0	0	0	0	51	40.8	30 to 40	78.4	16	31.4
24 Hr Summary		49	69	173	470	667	438	250	79	26	3	4	0	2	0	0	0	0	0	0	2230	40.6	30 to 40	70.6	802	36.0

Incoming Histogram

2022 Jan W & W non flashing

from Tue-Sep-21-2021-03-00-PM to Sun-Nov-14-2021-05-59-AM

Date	Starting Hr:min	<15	15 to <20	20 to <25	25 to <30	30 to <35	35 to <40	40 to <45	45 to <50	50 to <55	55 to <60	60 to <65	65 to <70	70 to <75	75 to <80	80 to <85	85 to <90	90 to <95	95 to <100	100 to >105	Total Counts	85pct Speed	10MPH Pace	% in pace	# of Speeders	% Speeders
23/10/2021	00:00	0	1	1	8	12	9	4	4	0	1	0	0	0	0	0	0	0	0	0	40	43.8	30 to 40	72.5	18	45.0
23/10/2021	01:00	1	0	1	4	6	8	3	1	0	0	0	0	0	0	0	0	0	0	0	24	40	30 to 40	75.0	12	50.0
23/10/2021	02:00	0	0	1	0	2	0	0	2	0	0	0	0	0	0	0	0	0	0	0	5	47.5	25 to 35	60.0	2	40.0
23/10/2021	03:00	0	0	0	1	1	3	2	1	0	0	0	0	0	0	0	0	0	0	0	8	45	35 to 45	75.0	6	75.0
23/10/2021	04:00	0	0	0	0	0	2	1	2	0	0	0	0	0	0	0	0	0	0	0	5	47.5	40 to 50	100.0	5	100.0
23/10/2021	05:00	0	0	0	2	0	1	0	1	0	0	0	0	0	0	0	0	0	0	0	4	40	30 to 40	75.0	2	50.0
23/10/2021	06:00	1	0	0	3	3	2	0	1	0	0	0	0	0	0	0	0	0	0	0	10	37.5	30 to 40	80.0	3	30.0
23/10/2021	07:00	0	1	1	1	0	0	1	0	1	0	0	0	0	0	0	0	0	0	0	5	45	20 to 30	60.0	2	40.0
23/10/2021	08:00	1	0	3	4	3	4	6	3	0	0	0	0	0	0	0	0	0	0	0	24	44.2	35 to 45	54.2	13	54.2
23/10/2021	09:00	1	3	6	11	17	13	6	3	0	1	0	0	0	0	0	0	0	0	0	61	40.8	30 to 40	67.2	23	37.7
23/10/2021	10:00	1	9	17	29	23	21	15	2	1	0	0	0	0	0	0	0	0	0	0	118	40	30 to 40	61.9	39	33.1
23/10/2021	11:00	1	3	6	20	32	24	15	4	1	1	0	0	0	0	0	0	0	0	0	107	41.7	30 to 40	71.0	45	42.1
23/10/2021	12:00	0	3	5	39	42	23	17	7	0	0	0	0	0	0	0	0	0	0	0	136	41.2	30 to 40	76.5	47	34.6
23/10/2021	13:00	3	3	8	26	54	44	13	3	0	1	0	0	0	0	0	0	0	0	0	155	39.3	30 to 40	80.0	61	39.4
23/10/2021	14:00	1	3	5	22	29	27	21	8	3	0	0	0	0	0	0	0	0	0	0	119	43.3	30 to 40	65.5	59	49.6
23/10/2021	15:00	0	2	3	41	35	32	11	8	2	0	0	0	0	0	0	0	0	0	0	134	40.5	30 to 40	80.6	53	39.6
23/10/2021	16:00	1	0	3	21	42	31	20	7	0	0	0	0	0	0	0	0	0	0	0	125	42	30 to 40	75.2	58	46.4
23/10/2021	17:00	1	3	3	27	43	31	21	12	2	0	0	0	0	0	0	0	0	0	0	143	43.3	30 to 40	70.6	66	46.2
23/10/2021	18:00	3	0	3	36	55	24	16	7	4	1	0	0	0	0	0	0	0	0	0	149	41.9	30 to 40	77.2	52	34.9
23/10/2021	19:00	0	0	3	19	41	22	17	6	1	0	1	0	0	0	0	0	0	0	0	110	42.6	30 to 40	74.5	47	42.7
23/10/2021	20:00	1	2	5	25	24	16	7	5	3	2	0	0	0	0	0	0	0	0	0	90	42.1	30 to 40	72.2	33	36.7
23/10/2021	21:00	0	0	2	5	21	10	7	2	1	1	0	0	0	0	0	0	0	0	0	49	42.9	35 to 45	77.6	21	42.9
23/10/2021	22:00	0	0	1	14	6	6	8	5	0	1	0	0	0	0	0	0	0	0	0	41	45	30 to 40	63.4	20	48.8
23/10/2021	23:00	0	0	2	8	13	7	6	0	0	0	0	0	0	0	0	0	0	0	0	36	40.8	30 to 40	77.8	13	36.1
24 Hr Summary		16	33	79	366	504	360	217	94	19	9	1	0	0	0	0	0	0	0	0	1698	42	30 to 40	72.4	700	41.2

Incoming Histogram

2022 Jan W & W non flashing

from Tue-Sep-21-2021-03-00-PM to Sun-Nov-14-2021-05-59-AM

Date	Starting Hr:min	<15	15 to <20	20 to <25	25 to <30	30 to <35	35 to <40	40 to <45	45 to <50	50 to <55	55 to <60	60 to <65	65 to <70	70 to <75	75 to <80	80 to <85	85 to <90	90 to <95	95 to <100	100 to >105	Total Counts	85pct Speed	10MPH Pace	% in pace	# of Speeders	% Speeders	
24/10/2021	00:00	2	0	0	6	8	13	1	3	0	0	0	0	0	0	0	0	0	0	0	0	33	39.6	30 to 40	81.8	17	51.5
24/10/2021	01:00	0	0	0	0	1	3	1	4	2	0	0	0	0	0	0	0	0	0	0	0	11	50	40 to 50	72.7	10	90.9
24/10/2021	02:00	0	0	0	0	0	2	2	2	0	1	0	0	0	0	0	0	0	0	0	0	7	50	40 to 50	85.7	7	100.0
24/10/2021	03:00	0	0	0	0	1	1	0	0	0	0	0	0	0	0	0	0	0	0	0	0	2	40	30 to 40	100.0	1	50.0
24/10/2021	04:00	0	0	0	0	0	0	0	0	0	0	0	0	0	0	0	0	0	0	0	0	0	0	*	*	*	*
24/10/2021	05:00	0	0	0	0	1	0	0	0	0	0	0	0	0	0	0	0	0	0	0	0	1	35	25 to 35	100.0	*	*
24/10/2021	06:00	0	0	0	0	1	0	1	1	1	0	0	0	0	0	0	0	0	0	0	0	4	50	45 to 55	75.0	3	75.0
24/10/2021	07:00	0	0	0	0	0	1	0	0	1	0	0	0	0	0	0	0	0	0	0	0	2	55	30 to 40	50.0	2	100.0
24/10/2021	08:00	0	1	1	4	4	2	1	3	0	0	0	0	0	0	0	0	0	0	0	0	16	46.7	30 to 40	62.5	6	37.5
24/10/2021	09:00	0	2	5	8	4	6	6	2	0	0	0	0	0	0	0	0	0	0	0	0	33	42.5	30 to 40	54.5	14	42.4
24/10/2021	10:00	0	0	3	11	11	11	6	4	3	0	0	0	0	0	0	0	0	0	0	0	49	45	30 to 40	67.3	24	49.0
24/10/2021	11:00	2	5	3	15	30	23	13	1	2	0	0	0	0	0	0	0	0	0	0	0	94	40.8	30 to 40	72.3	39	41.5
24/10/2021	12:00	3	2	4	22	33	19	22	6	0	0	1	0	0	0	0	0	0	0	0	0	112	42.7	30 to 40	66.1	48	42.9
24/10/2021	13:00	0	1	9	32	36	34	17	9	0	0	0	0	0	0	0	0	0	0	0	0	138	41.5	30 to 40	73.9	60	43.5
24/10/2021	14:00	0	1	6	17	41	34	16	12	1	0	0	0	0	0	0	0	0	0	0	0	128	43.1	30 to 40	71.9	63	49.2
24/10/2021	15:00	1	2	6	23	25	28	22	10	2	0	0	0	0	0	0	0	0	0	0	0	119	43.6	30 to 40	63.9	62	52.1
24/10/2021	16:00	1	1	4	26	37	35	12	6	2	0	0	0	0	0	0	0	0	0	0	0	124	40.4	30 to 40	79.0	55	44.4
24/10/2021	17:00	0	0	4	24	29	26	16	9	2	0	0	0	0	0	0	0	0	0	0	0	110	43.4	30 to 40	71.8	53	48.2
24/10/2021	18:00	2	2	4	26	23	24	18	6	2	0	0	0	0	0	0	0	0	0	0	0	107	42.8	30 to 40	68.2	50	46.7
24/10/2021	19:00	4	2	4	22	19	13	11	5	1	0	0	0	0	0	0	0	0	0	0	0	81	42.3	30 to 40	66.7	30	37.0
24/10/2021	20:00	0	1	5	12	12	10	7	2	2	1	0	0	0	0	0	0	0	0	0	0	52	42.9	30 to 40	65.4	22	42.3
24/10/2021	21:00	0	1	2	13	17	12	8	3	1	0	0	0	0	0	0	0	0	0	0	0	57	41.9	30 to 40	73.7	24	42.1
24/10/2021	22:00	0	0	0	5	5	9	5	1	1	0	0	0	0	0	0	0	0	0	0	0	26	43	30 to 40	73.1	16	61.5
24/10/2021	23:00	0	1	0	2	5	2	2	1	0	0	0	0	0	0	0	0	0	0	0	0	13	42.5	30 to 40	69.2	5	38.5
24 Hr Summary		15	22	60	268	343	308	187	90	23	2	1	0	0	0	0	0	0	0	0	0	1319	42.8	30 to 40	69.7	611	46.3

Incoming Histogram

2022 Jan W & W non flashing

from Tue-Sep-21-2021-03-00-PM to Sun-Nov-14-2021-05-59-AM

Date	Starting Hr:min	<15	15 to <20	20 to <25	25 to <30	30 to <35	35 to <40	40 to <45	45 to <50	50 to <55	55 to <60	60 to <65	65 to <70	70 to <75	75 to <80	80 to <85	85 to <90	90 to <95	95 to <100	100 to >105	Total Counts	85pct Speed	10MPH Pace	% in pace	# of Speeders	% Speeders	
25/10/2021	00:00	0	0	0	4	5	4	1	1	0	0	1	0	0	0	0	0	0	0	0	0	16	45	30 to 40	81.3	7	43.8
25/10/2021	01:00	1	1	0	1	1	1	1	0	0	0	0	1	0	0	0	0	0	0	0	0	7	45	30 to 40	42.9	3	42.9
25/10/2021	02:00	0	0	2	0	0	0	0	0	0	0	0	0	0	0	0	0	0	0	0	0	2	25	15 to 25	100.0	*	*
25/10/2021	03:00	0	0	0	0	0	0	0	0	0	0	0	0	0	0	0	0	0	0	0	0	0	0	*	*	*	*
25/10/2021	04:00	0	0	1	1	2	3	1	0	0	0	0	0	0	0	0	0	0	0	0	0	8	40	30 to 40	75.0	4	50.0
25/10/2021	05:00	0	0	1	0	0	2	1	0	0	0	0	0	0	0	0	0	0	0	0	0	4	40	35 to 45	75.0	3	75.0
25/10/2021	06:00	1	5	4	3	5	3	1	1	2	0	0	0	0	0	0	0	0	0	0	0	25	40	20 to 30	48.0	7	28.0
25/10/2021	07:00	1	4	5	7	8	8	1	0	3	0	0	0	0	0	0	0	0	0	0	0	37	38.8	30 to 40	62.2	12	32.4
25/10/2021	08:00	2	11	21	24	36	25	18	2	2	0	0	0	0	0	0	0	0	0	0	0	141	40.3	30 to 40	60.3	47	33.3
25/10/2021	09:00	1	15	22	21	35	24	20	4	0	0	0	0	0	0	0	0	0	0	0	0	142	40.8	30 to 40	56.3	48	33.8
25/10/2021	10:00	5	8	27	26	21	20	5	3	0	0	0	0	0	0	0	0	0	0	0	0	115	37.8	25 to 35	64.3	28	24.3
25/10/2021	11:00	1	7	8	23	36	21	6	5	0	0	0	0	0	0	0	0	0	0	0	0	107	38.8	30 to 40	74.8	32	29.9
25/10/2021	12:00	3	8	11	32	31	27	11	6	0	0	0	0	0	0	0	0	0	0	0	0	129	39.6	30 to 40	69.8	44	34.1
25/10/2021	13:00	2	9	18	29	52	27	12	1	1	0	0	0	0	0	0	0	0	0	0	0	151	38.3	30 to 40	71.5	41	27.2
25/10/2021	14:00	6	9	10	22	31	21	10	4	0	0	0	0	0	0	0	0	0	0	0	0	113	39.3	30 to 40	65.5	35	31.0
25/10/2021	15:00	2	4	13	30	43	39	13	4	1	1	0	0	0	0	0	0	0	0	0	0	150	39.6	30 to 40	74.7	58	38.7
25/10/2021	16:00	3	8	7	31	39	32	18	8	1	0	0	0	0	0	0	0	0	0	0	0	147	41.4	30 to 40	69.4	59	40.1
25/10/2021	17:00	1	5	8	32	51	58	17	3	0	0	0	0	0	0	0	0	0	0	0	0	175	39.5	30 to 40	80.6	78	44.6
25/10/2021	18:00	7	2	10	39	86	48	23	4	0	0	0	0	0	0	0	0	0	0	0	0	219	39.4	30 to 40	79.0	75	34.2
25/10/2021	19:00	2	2	7	37	41	36	14	5	1	0	0	0	0	0	0	0	0	0	0	0	145	39.7	30 to 40	78.6	56	38.6
25/10/2021	20:00	3	0	3	21	26	22	9	4	1	0	1	0	0	0	0	0	0	0	0	0	90	40.6	30 to 40	76.7	37	41.1
25/10/2021	21:00	1	1	4	19	10	18	7	7	0	1	0	0	0	0	0	0	0	0	0	0	68	43.6	30 to 40	69.1	33	48.5
25/10/2021	22:00	0	1	0	7	8	6	2	3	1	0	0	0	0	0	0	0	0	0	0	0	28	45	30 to 40	75.0	12	42.9
25/10/2021	23:00	0	0	2	5	7	6	1	3	2	0	0	0	0	0	0	0	0	0	0	0	26	46.7	30 to 40	69.2	12	46.2
24 Hr Summary		42	100	184	414	574	451	192	68	15	2	2	1	0	0	0	0	0	0	0	0	2045	39.7	30 to 40	70.4	731	35.7

Incoming Histogram

2022 Jan W & W non flashing

from Tue-Sep-21-2021-03-00-PM to Sun-Nov-14-2021-05-59-AM

Date	Starting Hr:min	<15	15 to <20	20 to <25	25 to <30	30 to <35	35 to <40	40 to <45	45 to <50	50 to <55	55 to <60	60 to <65	65 to <70	70 to <75	75 to <80	80 to <85	85 to <90	90 to <95	95 to <100	100 to >105	Total Counts	85pct Speed	10MPH Pace	% in pace	# of Speeders	% Speeders
26/10/2021	00:00	0	1	0	2	4	5	4	1	1	0	0	0	0	0	0	0	0	0	0	18	43.8	35 to 45	72.2	11	61.1
26/10/2021	01:00	1	0	0	2	1	2	1	3	0	0	0	0	0	0	0	0	0	0	0	10	46.7	40 to 50	60.0	6	60.0
26/10/2021	02:00	0	0	0	1	1	1	1	1	0	0	0	0	0	0	0	0	0	0	0	5	45	30 to 40	60.0	3	60.0
26/10/2021	03:00	0	1	1	0	1	0	0	1	0	0	0	0	0	0	0	0	0	0	0	4	35	15 to 25	50.0	1	25.0
26/10/2021	04:00	0	0	0	0	1	2	2	0	0	0	0	0	0	0	0	0	0	0	0	5	42.5	35 to 45	100.0	4	80.0
26/10/2021	05:00	0	0	2	0	0	2	1	1	0	0	0	0	0	0	0	0	0	0	0	6	45	40 to 50	66.7	4	66.7
26/10/2021	06:00	1	6	4	3	4	6	0	1	1	1	0	0	0	0	0	0	0	0	0	27	39.2	20 to 30	48.1	9	33.3
26/10/2021	07:00	1	9	5	6	10	7	1	1	1	0	0	0	0	0	0	0	0	0	0	41	37.9	30 to 40	56.1	10	24.4
26/10/2021	08:00	1	13	11	24	41	28	8	3	1	0	0	0	0	0	0	0	0	0	0	130	38.6	30 to 40	71.5	40	30.8
26/10/2021	09:00	3	16	16	29	34	28	12	6	0	0	0	0	0	0	0	0	0	0	0	144	39.3	30 to 40	63.2	46	31.9
26/10/2021	10:00	1	9	16	20	27	19	12	3	0	0	0	0	0	0	0	0	0	0	0	107	39.7	30 to 40	61.7	34	31.8
26/10/2021	11:00	4	6	13	21	25	30	11	3	0	0	0	0	0	0	0	0	0	0	0	113	39.5	30 to 40	67.3	44	38.9
26/10/2021	12:00	4	6	11	31	35	24	19	4	0	0	0	0	0	0	0	0	0	0	0	134	40.8	30 to 40	67.2	47	35.1
26/10/2021	13:00	7	9	12	34	41	38	15	3	0	0	0	0	0	0	0	0	0	0	0	159	39.2	30 to 40	71.1	56	35.2
26/10/2021	14:00	5	8	11	23	43	26	16	3	4	0	0	0	0	0	0	0	0	0	0	139	40.6	30 to 40	66.2	49	35.3
26/10/2021	15:00	6	3	18	25	49	36	11	2	0	1	0	0	0	0	0	0	0	0	0	151	38.8	30 to 40	72.8	50	33.1
26/10/2021	16:00	5	7	9	43	58	42	16	5	2	1	0	0	0	0	0	0	0	0	0	188	39.5	30 to 40	76.1	66	35.1
26/10/2021	17:00	6	4	11	34	56	43	23	5	0	0	0	0	0	0	0	0	0	0	0	182	40.2	30 to 40	73.1	71	39.0
26/10/2021	18:00	3	5	11	49	75	49	27	2	1	0	0	0	0	0	0	0	0	0	0	222	39.7	30 to 40	77.9	79	35.6
26/10/2021	19:00	3	1	4	38	52	36	13	3	1	0	0	0	0	0	0	0	0	0	0	151	39.2	30 to 40	83.4	53	35.1
26/10/2021	20:00	0	3	3	18	22	20	9	2	1	0	0	0	0	0	0	0	0	0	0	78	40	30 to 40	76.9	32	41.0
26/10/2021	21:00	1	1	3	6	20	14	9	8	2	2	0	0	0	0	0	0	0	0	0	66	46.2	35 to 45	65.2	35	53.0
26/10/2021	22:00	1	0	1	9	16	4	4	2	0	0	0	0	0	0	0	0	0	0	0	37	40	30 to 40	78.4	10	27.0
26/10/2021	23:00	0	1	0	8	12	11	7	1	2	1	0	0	1	0	0	0	0	0	0	44	43.6	30 to 40	70.5	23	52.3
24 Hr Summary		53	109	162	426	628	473	222	64	17	6	0	0	1	0	0	0	0	0	0	2161	39.9	30 to 40	70.7	783	36.2

Incoming Histogram

2022 Jan W & W non flashing

from Tue-Sep-21-2021-03-00-PM to Sun-Nov-14-2021-05-59-AM

Date	Starting Hr:min	<15	15 to <20	20 to <25	25 to <30	30 to <35	35 to <40	40 to <45	45 to <50	50 to <55	55 to <60	60 to <65	65 to <70	70 to <75	75 to <80	80 to <85	85 to <90	90 to <95	95 to <100	100 to >105	Total Counts	85pct Speed	10MPH Pace	% in pace	# of Speeders	% Speeders
27/10/2021	00:00	0	0	0	2	11	10	6	3	0	1	0	0	0	0	0	0	0	0	0	33	44.2	35 to 45	81.8	20	60.6
27/10/2021	01:00	0	0	0	3	1	1	2	1	0	0	0	0	0	0	0	0	0	0	0	8	45	30 to 40	62.5	4	50.0
27/10/2021	02:00	0	0	3	0	1	0	1	0	0	1	0	0	0	0	0	0	0	0	0	6	45	25 to 35	66.7	2	33.3
27/10/2021	03:00	0	0	0	0	0	0	0	1	0	0	0	0	0	0	0	0	0	0	0	1	50	40 to 50	100.0	1	100.0
27/10/2021	04:00	0	0	0	1	2	2	1	0	0	1	0	0	0	0	0	0	0	0	0	7	45	30 to 40	71.4	4	57.1
27/10/2021	05:00	0	1	1	0	2	2	0	2	0	0	0	0	0	0	0	0	0	0	0	8	47.5	30 to 40	50.0	4	50.0
27/10/2021	06:00	1	4	4	2	5	1	1	0	1	0	0	0	0	0	0	0	0	0	0	19	35	25 to 35	57.9	3	15.8
27/10/2021	07:00	0	7	9	8	8	8	6	1	0	0	0	0	0	0	0	0	0	0	0	47	40	25 to 35	53.2	15	31.9
27/10/2021	08:00	6	5	18	28	32	25	17	4	0	1	0	0	0	0	0	0	0	0	0	136	40.6	30 to 40	62.5	47	34.6
27/10/2021	09:00	7	15	13	28	35	30	13	5	2	0	0	0	0	0	0	0	0	0	0	148	39.7	30 to 40	62.8	50	33.8
27/10/2021	10:00	6	12	18	28	28	29	9	2	0	1	0	0	0	0	0	0	0	0	0	133	38.6	30 to 40	63.9	41	30.8
27/10/2021	11:00	6	8	9	26	43	22	10	3	0	0	0	0	0	0	0	0	0	0	0	127	38.6	30 to 40	71.7	35	27.6
27/10/2021	12:00	4	12	16	25	40	30	9	6	2	0	0	0	0	0	0	0	0	0	0	144	39.2	30 to 40	66.0	47	32.6
27/10/2021	13:00	5	4	11	28	38	21	11	4	1	0	0	0	0	0	0	0	0	0	0	123	39.5	30 to 40	70.7	37	30.1
27/10/2021	14:00	4	8	10	24	30	38	14	2	1	0	0	0	0	0	0	0	0	0	0	131	39.6	30 to 40	70.2	55	42.0
27/10/2021	15:00	7	9	8	33	42	40	9	1	0	1	0	0	0	0	0	0	0	0	0	150	38.6	30 to 40	76.7	51	34.0
27/10/2021	16:00	1	2	7	34	43	36	25	4	1	0	0	0	0	0	0	0	0	0	0	153	41.4	30 to 40	73.9	66	43.1
27/10/2021	17:00	1	4	15	30	69	52	12	3	0	1	0	0	0	0	0	0	0	0	0	187	38.8	30 to 40	80.7	68	36.4
27/10/2021	18:00	3	5	8	32	64	70	22	8	2	2	0	0	0	0	0	0	0	0	0	216	40.5	30 to 40	76.9	104	48.1
27/10/2021	19:00	0	4	11	49	62	30	16	6	1	0	0	0	0	0	0	0	0	0	0	179	39.3	30 to 40	78.8	53	29.6
27/10/2021	20:00	1	2	9	13	33	17	8	5	2	0	0	0	0	0	0	0	0	0	0	90	40.6	30 to 40	70.0	32	35.6
27/10/2021	21:00	1	2	4	13	17	16	9	7	1	0	0	0	0	0	0	0	0	0	0	70	43.9	30 to 40	65.7	33	47.1
27/10/2021	22:00	0	0	1	8	15	11	10	4	1	0	0	0	0	0	0	0	0	0	0	50	43.5	35 to 45	72.0	26	52.0
27/10/2021	23:00	1	1	1	10	14	11	7	1	0	0	0	0	0	0	0	0	0	0	0	46	40.7	30 to 40	76.1	19	41.3
24 Hr Summary		54	105	176	425	635	502	218	73	15	9	0	0	0	0	0	0	0	0	0	2212	39.8	30 to 40	70.6	817	36.9

Incoming Histogram

2022 Jan W & W non flashing

from Tue-Sep-21-2021-03-00-PM to Sun-Nov-14-2021-05-59-AM

Date	Starting Hr:min	<15	15 to <20	20 to <25	25 to <30	30 to <35	35 to <40	40 to <45	45 to <50	50 to <55	55 to <60	60 to <65	65 to <70	70 to <75	75 to <80	80 to <85	85 to <90	90 to <95	95 to <100	100 to >105	Total Counts	85pct Speed	10MPH Pace	% in pace	# of Speeders	% Speeders
28/10/2021	00:00	1	0	0	4	6	5	5	4	1	0	0	0	0	0	0	0	0	0	0	26	46.2	35 to 45	61.5	15	57.7
28/10/2021	01:00	0	0	0	1	1	3	1	1	1	0	0	0	0	0	0	0	0	0	0	8	50	30 to 40	62.5	6	75.0
28/10/2021	02:00	0	1	0	2	3	2	0	1	3	0	0	0	0	0	0	0	0	0	0	12	51.7	30 to 40	58.3	6	50.0
28/10/2021	03:00	0	0	1	0	0	0	0	0	0	1	0	0	0	0	0	0	0	0	0	2	60	15 to 25	50.0	1	50.0
28/10/2021	04:00	0	0	0	0	2	2	2	0	0	0	0	0	0	0	0	0	0	0	0	6	42.5	35 to 45	100.0	4	66.7
28/10/2021	05:00	1	1	1	0	0	1	3	1	0	0	0	0	0	0	0	0	0	0	0	8	45	40 to 50	62.5	5	62.5
28/10/2021	06:00	2	5	4	2	5	4	0	1	0	0	0	0	0	0	0	0	0	0	0	23	37.5	15 to 25	47.8	5	21.7
28/10/2021	07:00	1	5	8	2	15	5	3	1	0	0	0	0	0	0	0	0	0	0	0	40	38	25 to 35	62.5	9	22.5
28/10/2021	08:00	2	6	16	18	33	25	14	5	3	0	0	0	0	0	0	0	0	0	0	122	41.4	30 to 40	62.3	47	38.5
28/10/2021	09:00	1	16	15	26	33	26	18	7	2	0	0	0	0	0	0	0	0	0	0	144	41.4	30 to 40	59.0	53	36.8
28/10/2021	10:00	6	10	15	31	31	16	9	2	0	0	0	0	0	0	0	0	0	0	0	120	37.8	30 to 40	65.0	27	22.5
28/10/2021	11:00	1	8	15	23	18	26	13	7	1	1	0	0	0	0	0	0	0	0	0	113	41.9	30 to 40	59.3	48	42.5
28/10/2021	12:00	1	3	14	31	39	25	11	4	0	0	0	0	0	0	0	0	0	0	0	128	39.2	30 to 40	74.2	40	31.3
28/10/2021	13:00	3	4	20	30	44	27	14	4	0	0	0	0	0	0	0	0	0	0	0	146	39.3	30 to 40	69.2	45	30.8
28/10/2021	14:00	4	11	9	26	35	28	16	6	1	0	1	0	0	0	0	0	0	0	0	137	40.9	30 to 40	65.0	52	38.0
28/10/2021	15:00	1	6	10	47	32	32	20	4	2	1	0	0	0	0	0	0	0	0	0	155	41	30 to 40	71.6	59	38.1
28/10/2021	16:00	1	2	10	35	50	35	22	9	0	1	0	0	0	0	0	0	0	0	0	165	41.6	30 to 40	72.7	67	40.6
28/10/2021	17:00	4	6	19	43	50	48	21	3	0	0	0	0	0	0	0	0	0	0	0	194	39.5	30 to 40	72.7	72	37.1
28/10/2021	18:00	7	0	6	47	79	49	22	2	3	0	0	0	0	0	0	0	0	0	0	215	39.5	30 to 40	81.4	76	35.3
28/10/2021	19:00	1	4	9	36	49	42	19	3	2	0	0	0	0	0	0	0	0	0	0	165	39.9	30 to 40	77.0	66	40.0
28/10/2021	20:00	2	2	4	30	38	28	16	7	1	1	0	0	0	0	0	0	0	0	0	129	41.9	30 to 40	74.4	53	41.1
28/10/2021	21:00	0	0	0	17	17	17	8	4	1	0	0	0	0	0	0	0	0	0	0	64	41.9	30 to 40	79.7	30	46.9
28/10/2021	22:00	0	0	0	12	21	17	8	1	2	1	0	0	0	0	0	0	0	0	0	62	41.9	30 to 40	80.6	29	46.8
28/10/2021	23:00	0	0	1	8	15	8	10	2	0	1	0	0	0	0	0	0	0	0	0	45	43	35 to 45	73.3	21	46.7
24 Hr Summary		39	90	177	471	616	471	255	79	23	7	1	0	0	0	0	0	0	0	0	2229	40.6	30 to 40	69.9	836	37.5

Incoming Histogram

2022 Jan W & W non flashing

from Tue-Sep-21-2021-03-00-PM to Sun-Nov-14-2021-05-59-AM

Date	Starting Hr:min	<15	15 to <20	20 to <25	25 to <30	30 to <35	35 to <40	40 to <45	45 to <50	50 to <55	55 to <60	60 to <65	65 to <70	70 to <75	75 to <80	80 to <85	85 to <90	90 to <95	95 to <100	100 to >105	Total Counts	85pct Speed	10MPH Pace	% in pace	# of Speeders	% Speeders
29/10/2021	00:00	0	0	2	1	9	8	5	7	1	0	0	0	1	0	0	0	0	0	0	34	47.9	35 to 45	64.7	22	64.7
29/10/2021	01:00	1	0	0	2	1	2	5	1	1	1	0	0	0	0	0	0	0	0	0	14	50	35 to 45	57.1	10	71.4
29/10/2021	02:00	0	0	0	0	0	2	2	1	1	0	0	0	0	0	0	0	0	0	0	6	50	40 to 50	83.3	6	100.0
29/10/2021	03:00	2	2	0	0	0	0	0	0	0	0	0	0	0	0	0	0	0	0	0	4	17.5	10 to 20	100.0	*	*
29/10/2021	04:00	7	1	0	0	3	2	1	0	0	0	0	0	0	0	0	0	0	0	0	14	37.5	10 to 20	57.1	3	21.4
29/10/2021	05:00	1	0	0	1	1	1	1	0	0	0	0	0	0	0	0	0	0	0	0	5	40	30 to 40	60.0	2	40.0
29/10/2021	06:00	102	16	4	4	4	2	2	3	0	0	0	0	0	0	0	0	0	0	0	137	19.4	10 to 20	86.1	7	5.1
29/10/2021	07:00	32	6	1	9	9	2	2	1	0	0	1	0	0	0	0	0	0	0	0	63	33.3	10 to 20	60.3	6	9.5
29/10/2021	08:00	6	12	8	21	26	18	11	4	2	0	0	0	0	0	0	0	0	0	0	108	40.5	30 to 40	60.2	35	32.4
29/10/2021	09:00	11	15	16	19	25	20	11	1	2	0	0	0	0	0	0	0	0	0	0	120	39	30 to 40	53.3	34	28.3
29/10/2021	10:00	16	5	10	24	24	13	5	2	1	0	0	0	0	0	0	0	0	0	0	100	37.3	30 to 40	61.0	21	21.0
29/10/2021	11:00	3	4	10	17	39	19	5	1	0	0	0	0	0	0	0	0	0	0	0	98	37.6	30 to 40	76.5	25	25.5
29/10/2021	12:00	9	1	16	24	33	23	10	5	1	0	0	0	0	0	0	0	0	0	0	122	39.6	30 to 40	65.6	39	32.0
29/10/2021	13:00	4	6	11	35	38	34	10	8	1	1	0	0	0	0	0	0	0	0	0	148	39.7	30 to 40	72.3	54	36.5
29/10/2021	14:00	2	6	9	27	33	24	14	2	2	0	0	0	0	0	0	0	0	0	0	119	40	30 to 40	70.6	42	35.3
29/10/2021	15:00	3	4	14	34	51	38	13	2	2	0	0	0	0	0	0	0	0	0	0	161	39.1	30 to 40	76.4	55	34.2
29/10/2021	16:00	3	3	7	22	39	32	19	7	1	0	0	0	0	0	0	0	0	0	0	133	41.8	30 to 40	69.9	59	44.4
29/10/2021	17:00	3	7	13	28	66	48	26	9	0	0	0	1	0	0	0	0	0	0	0	201	41.2	30 to 40	70.6	84	41.8
29/10/2021	18:00	3	2	11	41	74	47	17	3	1	0	0	0	0	0	0	0	0	0	0	199	39	30 to 40	81.4	68	34.2
29/10/2021	19:00	0	1	7	38	60	39	8	3	2	0	0	0	0	0	0	0	0	0	0	158	38.6	30 to 40	86.7	52	32.9
29/10/2021	20:00	0	1	3	36	37	13	12	7	1	0	0	0	0	0	0	0	0	0	0	110	41.7	30 to 40	78.2	33	30.0
29/10/2021	21:00	1	0	3	21	22	14	7	2	0	1	0	0	0	0	0	0	0	0	0	71	39.6	30 to 40	80.3	24	33.8
29/10/2021	22:00	1	1	3	4	10	10	3	1	2	0	0	0	0	0	0	0	0	0	0	35	41.7	30 to 40	68.6	16	45.7
29/10/2021	23:00	0	1	1	10	9	2	4	0	2	1	0	0	0	0	0	0	0	0	0	30	43.8	30 to 40	70.0	9	30.0
24 Hr Summary		210	94	149	418	613	413	193	70	23	4	1	1	1	0	0	0	0	0	0	2190	39.6	30 to 40	65.9	706	32.2

Incoming Histogram

2022 Jan W & W non flashing

from Tue-Sep-21-2021-03-00-PM to Sun-Nov-14-2021-05-59-AM

Date	Starting Hr:min	<15	15 to <20	20 to <25	25 to <30	30 to <35	35 to <40	40 to <45	45 to <50	50 to <55	55 to <60	60 to <65	65 to <70	70 to <75	75 to <80	80 to <85	85 to <90	90 to <95	95 to <100	100 to >105	Total Counts	85pct Speed	10MPH Pace	% in pace	# of Speeders	% Speeders
30/10/2021	00:00	1	0	1	6	15	13	3	3	2	0	0	0	0	0	0	0	0	0	0	44	41.7	30 to 40	77.3	21	47.7
30/10/2021	01:00	1	0	0	5	5	7	9	4	0	1	1	0	0	0	0	0	0	0	0	33	46.2	35 to 45	63.6	22	66.7
30/10/2021	02:00	0	0	0	0	3	2	3	0	0	0	0	0	0	0	0	0	0	0	0	8	43.3	35 to 45	100.0	5	62.5
30/10/2021	03:00	0	0	1	0	1	0	4	0	1	0	0	0	0	0	0	0	0	0	0	7	45	35 to 45	71.4	5	71.4
30/10/2021	04:00	0	0	0	1	1	1	0	0	1	0	0	0	0	0	0	0	0	0	0	4	40	30 to 40	75.0	2	50.0
30/10/2021	05:00	0	0	0	2	0	1	0	0	1	0	0	0	0	0	0	0	0	0	0	4	40	30 to 40	75.0	2	50.0
30/10/2021	06:00	0	0	0	1	2	3	0	1	0	0	0	0	0	0	0	0	0	0	0	7	40	30 to 40	85.7	4	57.1
30/10/2021	07:00	0	0	2	2	1	0	1	0	1	0	0	0	0	0	0	0	0	0	0	7	45	25 to 35	71.4	2	28.6
30/10/2021	08:00	177	17	3	5	7	5	2	1	0	0	0	0	0	0	0	0	0	0	0	217	17.1	10 to 20	89.4	8	3.7
30/10/2021	09:00	151	12	1	14	6	5	6	3	0	0	0	0	0	0	0	0	0	0	0	198	26.4	10 to 20	82.3	14	7.1
30/10/2021	10:00	8	3	4	17	22	20	12	5	0	0	0	0	0	0	0	0	0	0	0	91	41.2	30 to 40	64.8	37	40.7
30/10/2021	11:00	0	1	4	29	33	22	12	4	2	0	0	0	0	0	0	0	0	0	0	107	40.8	30 to 40	78.5	40	37.4
30/10/2021	12:00	0	2	2	31	35	37	12	2	1	0	0	0	0	0	0	0	0	0	0	122	39.6	30 to 40	84.4	52	42.6
30/10/2021	13:00	2	3	4	26	36	34	16	9	1	1	0	0	0	0	0	0	0	0	0	132	42.2	30 to 40	72.7	61	46.2
30/10/2021	14:00	3	3	7	18	35	33	27	3	0	0	1	0	0	0	0	0	0	0	0	130	42	35 to 45	73.1	64	49.2
30/10/2021	15:00	0	3	10	25	25	23	13	12	0	1	0	0	0	0	0	0	0	0	0	112	43.5	30 to 40	65.2	49	43.8
30/10/2021	16:00	3	2	6	26	47	37	17	9	2	2	0	0	0	0	0	0	0	0	0	151	42.1	30 to 40	72.8	67	44.4
30/10/2021	17:00	1	1	4	33	54	36	11	7	1	0	0	0	0	0	0	0	0	0	0	148	39.6	30 to 40	83.1	55	37.2
30/10/2021	18:00	0	1	6	34	45	36	15	9	0	0	0	0	0	0	0	0	0	0	0	146	40.7	30 to 40	78.8	60	41.1
30/10/2021	19:00	0	0	4	29	38	30	9	10	1	0	0	0	0	0	0	0	0	0	0	121	41.1	30 to 40	80.2	50	41.3
30/10/2021	20:00	0	0	0	16	22	25	19	5	2	0	1	0	0	0	0	0	0	0	0	90	43.4	35 to 45	73.3	52	57.8
30/10/2021	21:00	0	0	1	14	15	15	4	3	3	0	0	0	0	0	0	0	0	0	0	55	42.5	30 to 40	80.0	25	45.5
30/10/2021	22:00	0	0	1	10	10	8	4	3	1	0	0	0	0	0	0	0	0	0	0	37	42.5	30 to 40	75.7	16	43.2
30/10/2021	23:00	0	0	2	3	16	6	2	2	0	0	1	0	0	0	0	0	0	0	0	32	40	30 to 40	78.1	11	34.4
24 Hr Summary		347	48	63	347	474	399	201	95	20	5	4	0	0	0	0	0	0	0	0	2003	40.6	30 to 40	60.9	724	36.1

Incoming Histogram

2022 Jan W & W non flashing

from Tue-Sep-21-2021-03-00-PM to Sun-Nov-14-2021-05-59-AM

Date	Starting Hr:min	<15	15 to <20	20 to <25	25 to <30	30 to <35	35 to <40	40 to <45	45 to <50	50 to <55	55 to <60	60 to <65	65 to <70	70 to <75	75 to <80	80 to <85	85 to <90	90 to <95	95 to <100	100 to >105	Total Counts	85pct Speed	10MPH Pace	% in pace	# of Speeders	% Speeders
31/10/2021	00:00	0	1	1	5	11	9	7	5	0	1	1	0	0	0	0	0	0	0	0	41	46	35 to 45	65.9	23	56.1
31/10/2021	01:00	0	0	3	4	5	1	0	2	1	0	0	0	0	0	0	0	0	0	0	16	47.5	25 to 35	75.0	4	25.0
31/10/2021	02:00	1	0	0	1	1	2	3	3	3	1	0	0	0	0	0	0	0	0	0	15	53.3	45 to 55	60.0	12	80.0
31/10/2021	03:00	0	0	1	0	4	1	0	2	0	0	1	0	0	0	0	0	0	0	0	9	50	25 to 35	55.6	4	44.4
31/10/2021	04:00	0	0	0	2	1	2	1	2	0	0	0	0	0	0	0	0	0	0	0	8	47.5	30 to 40	62.5	5	62.5
31/10/2021	05:00	0	0	1	0	0	2	0	0	0	0	0	0	0	0	0	0	0	0	0	3	40	30 to 40	66.7	2	66.7
31/10/2021	06:00	0	0	0	0	1	0	0	1	0	0	0	0	0	0	0	0	0	0	0	2	50	25 to 35	50.0	1	50.0
31/10/2021	07:00	0	0	0	0	2	0	1	1	1	0	0	0	0	0	0	0	0	0	0	5	50	35 to 45	60.0	3	60.0
31/10/2021	08:00	40	30	0	1	0	0	3	1	0	1	0	0	0	0	0	0	0	0	0	76	19.2	10 to 20	92.1	5	6.6
31/10/2021	09:00	370	288	64	4	2	1	0	0	0	0	0	0	0	0	0	0	0	0	0	729	19.3	15 to 25	95.5	1	0.1
31/10/2021	10:00	293	261	59	9	4	4	0	1	1	0	0	0	0	0	0	0	0	0	0	632	19.7	15 to 25	93.5	6	0.9
31/10/2021	11:00	129	228	119	35	9	3	5	0	0	0	0	0	0	0	0	0	0	0	0	528	23.9	15 to 25	87.1	8	1.5
31/10/2021	12:00	1	2	4	16	16	25	19	6	1	0	0	0	0	0	0	0	0	0	0	90	43.2	35 to 45	66.7	51	56.7
31/10/2021	13:00	2	3	9	22	32	25	23	8	0	0	0	0	0	0	0	0	0	0	0	124	42.6	35 to 45	64.5	56	45.2
31/10/2021	14:00	1	0	9	29	49	15	20	8	1	0	0	0	0	0	0	0	0	0	0	132	42.2	30 to 40	70.5	44	33.3
31/10/2021	15:00	0	4	3	32	52	25	12	6	1	0	0	0	0	0	0	0	0	0	0	135	39.8	30 to 40	80.7	44	32.6
31/10/2021	16:00	2	1	2	33	45	30	16	7	3	1	0	0	0	0	0	0	0	0	0	140	41.9	30 to 40	77.1	57	40.7
31/10/2021	17:00	0	0	3	22	37	34	15	4	1	0	0	0	0	0	0	0	0	0	0	116	41	30 to 40	80.2	54	46.6
31/10/2021	18:00	0	2	3	40	45	34	12	9	3	0	0	0	0	0	0	0	0	0	0	148	40.8	30 to 40	80.4	58	39.2
31/10/2021	19:00	2	0	5	22	36	27	12	5	1	1	0	0	0	0	0	0	0	0	0	111	40.8	30 to 40	76.6	46	41.4
31/10/2021	20:00	0	0	5	29	32	11	8	2	1	0	0	0	0	0	0	0	0	0	0	88	39.1	30 to 40	81.8	22	25.0
31/10/2021	21:00	0	0	6	18	15	12	9	4	0	0	0	0	0	0	0	0	0	0	0	64	41.7	30 to 40	70.3	25	39.1
31/10/2021	22:00	0	0	3	21	25	7	11	1	1	0	0	0	0	0	0	0	0	0	0	69	41.4	30 to 40	76.8	20	29.0
31/10/2021	23:00	0	0	1	6	8	7	3	5	1	1	1	0	0	0	0	0	0	0	0	33	48	30 to 40	63.6	18	54.5
24 Hr Summary		841	820	301	351	432	277	180	83	20	6	3	0	0	0	0	0	0	0	0	3314	36.3	15 to 25	57.2	569	17.2

Incoming Histogram

2022 Jan W & W non flashing

from Tue-Sep-21-2021-03-00-PM to Sun-Nov-14-2021-05-59-AM

Date	Starting Hr:min	<15	15 to <20	20 to <25	25 to <30	30 to <35	35 to <40	40 to <45	45 to <50	50 to <55	55 to <60	60 to <65	65 to <70	70 to <75	75 to <80	80 to <85	85 to <90	90 to <95	95 to <100	100 to >105	Total Counts	85pct Speed	10MPH Pace	% in pace	# of Speeders	% Speeders
01/11/2021	00:00	0	0	0	9	2	5	4	1	1	0	0	0	0	0	0	0	0	0	0	22	43.8	30 to 40	72.7	11	50.0
01/11/2021	01:00	2	0	0	0	1	2	5	2	0	0	0	0	0	0	0	0	0	0	0	12	45	40 to 50	75.0	9	75.0
01/11/2021	02:00	0	0	0	0	0	1	1	1	0	0	0	0	0	0	0	0	0	0	0	3	50	40 to 50	100.0	3	100.0
01/11/2021	03:00	0	0	0	1	0	0	0	0	0	0	0	0	0	0	0	0	0	0	0	1	30	20 to 30	100.0	*	*
01/11/2021	04:00	2	0	0	0	0	3	0	0	0	0	0	0	0	0	0	0	0	0	0	5	38.3	30 to 40	60.0	3	60.0
01/11/2021	05:00	0	0	0	2	2	3	1	0	0	0	0	0	0	0	0	0	0	0	0	8	40	30 to 40	87.5	4	50.0
01/11/2021	06:00	0	1	2	1	0	4	1	0	0	0	0	0	0	0	0	0	0	0	0	9	40	30 to 40	55.6	5	55.6
01/11/2021	07:00	0	6	3	2	3	3	2	0	2	0	0	0	0	0	0	0	0	0	0	21	42.5	20 to 30	52.4	7	33.3
01/11/2021	08:00	1	3	8	6	15	6	4	2	0	0	0	0	0	0	0	0	0	0	0	45	39.2	25 to 35	64.4	12	26.7
01/11/2021	09:00	3	9	14	41	42	25	15	5	0	0	0	0	0	0	0	0	0	0	0	154	39.4	30 to 40	70.1	45	29.2
01/11/2021	10:00	9	18	26	43	56	32	19	3	0	0	0	0	0	0	0	0	0	0	0	206	38.6	30 to 40	63.6	54	26.2
01/11/2021	11:00	2	11	15	22	35	21	10	3	1	0	0	0	0	0	0	0	0	0	0	120	39	30 to 40	65.0	35	29.2
01/11/2021	12:00	8	3	11	16	28	19	13	4	2	0	0	0	0	0	0	0	0	0	0	104	41.2	30 to 40	60.6	38	36.5
01/11/2021	13:00	0	7	11	18	41	21	17	4	0	1	0	0	0	0	0	0	0	0	0	120	41.2	30 to 40	66.7	43	35.8
01/11/2021	14:00	6	5	19	36	54	26	14	3	0	0	1	0	0	0	0	0	0	0	0	164	38.7	30 to 40	70.7	44	26.8
01/11/2021	15:00	7	6	5	40	50	33	12	0	1	0	1	0	0	0	0	0	0	0	0	155	38.6	30 to 40	79.4	47	30.3
01/11/2021	16:00	3	6	10	52	60	44	16	5	1	0	0	0	0	0	0	0	0	0	0	197	39.1	30 to 40	79.2	66	33.5
01/11/2021	17:00	2	10	8	46	60	38	23	7	3	0	0	0	0	0	0	0	0	0	0	197	40.7	30 to 40	73.1	71	36.0
01/11/2021	18:00	5	4	9	49	79	47	15	4	1	1	0	0	0	0	0	0	0	0	0	214	38.8	30 to 40	81.8	68	31.8
01/11/2021	19:00	5	2	15	77	86	36	17	4	0	0	0	0	0	0	0	0	0	0	0	242	37.9	30 to 40	82.2	57	23.6
01/11/2021	20:00	0	1	8	53	63	27	18	2	1	0	1	0	0	0	0	0	0	0	0	174	39.3	30 to 40	82.2	49	28.2
01/11/2021	21:00	0	3	5	21	39	29	7	5	2	0	0	0	0	0	0	0	0	0	0	111	39.5	30 to 40	80.2	43	38.7
01/11/2021	22:00	0	0	2	2	17	22	3	4	1	0	0	0	0	0	0	0	0	0	0	51	40	35 to 45	82.4	30	58.8
01/11/2021	23:00	1	0	4	12	19	4	4	0	2	0	0	0	0	0	0	0	0	0	0	46	38.8	25 to 35	76.1	10	21.7
24 Hr Summary		56	95	175	549	752	451	221	59	18	2	3	0	0	0	0	0	0	0	0	2381	39.4	30 to 40	73.6	754	31.7

Incoming Histogram

2022 Jan W & W non flashing

from Tue-Sep-21-2021-03-00-PM to Sun-Nov-14-2021-05-59-AM

Date	Starting Hr:min	<15	15 to <20	20 to <25	25 to <30	30 to <35	35 to <40	40 to <45	45 to <50	50 to <55	55 to <60	60 to <65	65 to <70	70 to <75	75 to <80	80 to <85	85 to <90	90 to <95	95 to <100	100 to >105	Total Counts	85pct Speed	10MPH Pace	% in pace	# of Speeders	% Speeders
02/11/2021	00:00	0	0	1	4	6	7	8	5	0	0	0	0	0	0	0	0	0	0	0	31	45	35 to 45	67.7	20	64.5
02/11/2021	01:00	2	0	1	1	1	3	5	1	1	0	0	0	0	0	0	0	0	0	0	15	45	35 to 45	60.0	10	66.7
02/11/2021	02:00	0	0	0	2	3	2	0	0	0	0	0	0	0	0	0	0	0	0	0	7	37.5	30 to 40	100.0	2	28.6
02/11/2021	03:00	0	0	1	0	0	0	0	0	0	0	0	0	0	0	0	0	0	0	0	1	25	15 to 25	100.0	*	*
02/11/2021	04:00	0	0	0	1	1	0	0	0	0	0	0	0	0	0	0	0	0	0	0	2	35	25 to 35	100.0	*	*
02/11/2021	05:00	0	0	0	0	1	3	0	0	0	0	0	0	0	0	0	0	0	0	0	4	38.3	30 to 40	100.0	3	75.0
02/11/2021	06:00	0	1	2	2	2	1	1	2	1	0	0	0	0	0	0	0	0	0	0	12	47.5	25 to 35	50.0	5	41.7
02/11/2021	07:00	1	5	3	4	4	1	3	0	1	1	0	0	0	0	0	0	0	0	0	23	43.3	20 to 30	52.2	6	26.1
02/11/2021	08:00	1	4	6	6	8	8	5	1	0	1	0	0	0	0	0	0	0	0	0	40	41	30 to 40	55.0	15	37.5
02/11/2021	09:00	3	6	18	47	38	36	13	2	0	0	0	0	0	0	0	0	0	0	0	163	38.8	30 to 40	74.2	51	31.3
02/11/2021	10:00	5	10	21	35	66	32	23	4	0	0	0	0	0	0	0	0	0	0	0	196	39.7	30 to 40	67.9	59	30.1
02/11/2021	11:00	2	7	22	29	37	24	9	3	0	0	0	0	0	0	0	0	0	0	0	133	38.3	30 to 40	67.7	36	27.1
02/11/2021	12:00	1	7	11	29	43	23	9	5	0	1	0	0	0	0	0	0	0	0	0	129	39.1	30 to 40	73.6	38	29.5
02/11/2021	13:00	3	7	6	35	42	28	6	4	1	0	0	0	0	0	0	0	0	0	0	132	38.4	30 to 40	79.5	39	29.5
02/11/2021	14:00	1	3	11	40	43	43	14	6	0	0	0	0	0	0	0	0	0	0	0	161	39.5	30 to 40	78.3	63	39.1
02/11/2021	15:00	7	10	22	38	49	32	16	3	0	1	0	0	0	0	0	0	0	0	0	178	38.9	30 to 40	66.9	52	29.2
02/11/2021	16:00	3	4	13	32	44	38	25	7	0	0	0	0	0	0	0	0	0	0	0	166	41.4	30 to 40	68.7	70	42.2
02/11/2021	17:00	3	9	19	41	58	43	17	3	1	0	0	0	0	0	0	0	0	0	0	194	39.1	30 to 40	73.2	64	33.0
02/11/2021	18:00	7	8	17	63	72	46	13	1	1	0	0	0	0	0	0	0	0	0	0	228	37.9	30 to 40	79.4	61	26.8
02/11/2021	19:00	4	4	21	97	68	28	18	1	1	0	0	0	0	0	0	0	0	0	0	242	37.1	30 to 40	79.8	48	19.8
02/11/2021	20:00	1	5	13	55	74	41	11	3	2	0	0	0	0	0	0	0	0	0	0	205	38.2	30 to 40	82.9	57	27.8
02/11/2021	21:00	0	1	6	40	38	26	13	1	0	0	0	0	0	0	0	0	0	0	0	125	39	30 to 40	83.2	40	32.0
02/11/2021	22:00	0	1	0	15	24	16	8	3	0	2	0	0	0	0	0	0	0	0	0	69	41.9	30 to 40	79.7	29	42.0
02/11/2021	23:00	0	1	3	13	17	11	9	2	1	0	0	1	0	0	0	0	0	0	0	58	42.2	30 to 40	70.7	24	41.4
24 Hr Summary		44	93	217	629	739	492	226	57	10	6	0	1	0	0	0	0	0	0	0	2514	39.2	30 to 40	74.0	792	31.5

Incoming Histogram

2022 Jan W & W non flashing

from Tue-Sep-21-2021-03-00-PM to Sun-Nov-14-2021-05-59-AM

Date	Starting Hr:min	<15	15 to <20	20 to <25	25 to <30	30 to <35	35 to <40	40 to <45	45 to <50	50 to <55	55 to <60	60 to <65	65 to <70	70 to <75	75 to <80	80 to <85	85 to <90	90 to <95	95 to <100	100 to >105	Total Counts	85pct Speed	10MPH Pace	% in pace	# of Speeders	% Speeders
03/11/2021	00:00	1	0	3	9	9	8	13	2	1	0	0	0	0	0	0	0	0	0	0	46	43.5	35 to 45	65.2	24	52.2
03/11/2021	01:00	2	0	1	2	4	4	3	2	1	0	0	0	0	0	0	0	0	0	0	19	45	35 to 45	57.9	10	52.6
03/11/2021	02:00	0	0	1	0	0	1	2	1	0	0	0	0	0	0	0	0	0	0	0	5	45	40 to 50	80.0	4	80.0
03/11/2021	03:00	0	0	0	0	0	1	0	0	0	0	0	0	0	0	0	0	0	0	0	1	40	30 to 40	100.0	1	100.0
03/11/2021	04:00	0	0	2	0	1	0	0	0	0	0	0	0	0	0	0	0	0	0	0	3	35	25 to 35	100.0	*	*
03/11/2021	05:00	0	0	0	0	2	2	0	0	0	0	0	0	0	0	0	0	0	0	0	4	37.5	30 to 40	100.0	2	50.0
03/11/2021	06:00	0	1	2	1	2	3	1	0	0	0	0	0	0	0	0	0	0	0	0	10	38.3	30 to 40	60.0	4	40.0
03/11/2021	07:00	2	5	3	6	3	3	1	0	0	0	0	0	0	0	0	0	0	0	0	23	36.7	20 to 30	60.9	4	17.4
03/11/2021	08:00	3	9	4	7	12	6	5	3	0	1	0	0	0	0	0	0	0	0	0	50	41	30 to 40	50.0	15	30.0
03/11/2021	09:00	3	9	23	31	52	26	15	8	1	0	0	0	0	0	0	0	0	0	0	168	39.8	30 to 40	64.9	50	29.8
03/11/2021	10:00	5	14	26	35	64	37	22	2	2	0	0	0	0	0	0	0	0	0	0	207	39.3	30 to 40	65.7	63	30.4
03/11/2021	11:00	4	8	26	48	32	22	15	3	0	0	0	0	0	0	0	0	0	0	0	158	38.6	25 to 35	67.1	40	25.3
03/11/2021	12:00	0	5	14	24	33	17	7	2	0	0	0	0	0	0	0	0	0	0	0	102	38.2	30 to 40	72.5	26	25.5
03/11/2021	13:00	3	3	12	35	37	24	8	2	0	0	0	0	0	0	0	0	0	0	0	124	38.1	30 to 40	77.4	34	27.4
03/11/2021	14:00	3	10	14	32	40	32	8	5	3	0	0	0	0	0	0	0	0	0	0	147	39.1	30 to 40	70.7	48	32.7
03/11/2021	15:00	3	9	14	43	41	25	9	4	0	0	0	0	0	0	0	0	0	0	0	148	38.2	30 to 40	73.6	38	25.7
03/11/2021	16:00	5	8	13	51	49	35	9	4	0	0	0	0	0	0	0	0	0	0	0	174	38.1	30 to 40	77.6	48	27.6
03/11/2021	17:00	2	8	15	50	71	34	10	3	0	0	0	0	0	0	0	0	0	0	0	193	37.6	30 to 40	80.3	47	24.4
03/11/2021	18:00	3	9	15	62	77	37	6	1	0	1	0	0	0	0	0	0	0	0	0	211	36.8	30 to 40	83.4	45	21.3
03/11/2021	19:00	4	4	18	84	78	36	12	0	0	1	0	0	0	0	0	0	0	0	0	237	36.8	30 to 40	83.5	49	20.7
03/11/2021	20:00	3	3	12	57	65	43	13	2	0	0	0	0	0	0	0	0	0	0	0	198	38.3	30 to 40	83.3	58	29.3
03/11/2021	21:00	1	0	1	30	43	17	11	3	0	0	0	0	0	0	0	0	0	0	0	106	39.4	30 to 40	84.9	31	29.2
03/11/2021	22:00	0	0	1	16	11	9	11	2	1	0	0	0	0	0	0	0	0	0	0	51	42.7	30 to 40	70.6	23	45.1
03/11/2021	23:00	1	2	4	12	12	6	4	3	1	1	0	0	0	0	0	0	0	0	0	46	42.5	30 to 40	65.2	15	32.6
24 Hr Summary		48	107	224	635	738	428	185	52	10	4	0	0	0	0	0	0	0	0	0	2431	38.7	30 to 40	74.1	679	27.9

Incoming Histogram

2022 Jan W & W non flashing

from Tue-Sep-21-2021-03-00-PM to Sun-Nov-14-2021-05-59-AM

Date	Starting Hr:min	<15	15 to <20	20 to <25	25 to <30	30 to <35	35 to <40	40 to <45	45 to <50	50 to <55	55 to <60	60 to <65	65 to <70	70 to <75	75 to <80	80 to <85	85 to <90	90 to <95	95 to <100	100 to >105	Total Counts	85pct Speed	10MPH Pace	% in pace	# of Speeders	% Speeders
04/11/2021	00:00	1	0	5	12	12	12	8	4	1	0	0	0	0	0	0	0	0	0	0	55	43.1	30 to 40	65.5	25	45.5
04/11/2021	01:00	0	0	0	4	12	2	4	1	1	2	0	0	0	0	0	0	0	0	0	26	45	30 to 40	69.2	10	38.5
04/11/2021	02:00	0	0	0	1	1	2	0	0	0	0	0	0	0	0	0	0	0	0	0	4	37.5	30 to 40	100.0	2	50.0
04/11/2021	03:00	0	0	0	1	0	0	0	0	0	0	0	0	0	0	0	0	0	0	0	1	30	20 to 30	100.0	*	*
04/11/2021	04:00	0	0	0	1	2	1	1	0	0	0	0	0	0	0	0	0	0	0	0	5	40	30 to 40	80.0	2	40.0
04/11/2021	05:00	0	0	0	0	0	2	2	0	1	0	0	0	0	0	0	0	0	0	0	5	45	35 to 45	80.0	5	100.0
04/11/2021	06:00	0	0	0	0	0	3	0	1	0	0	0	0	0	0	0	0	0	0	0	4	40	40 to 50	100.0	4	100.0
04/11/2021	07:00	1	4	2	3	7	4	2	1	1	0	0	0	0	0	0	0	0	0	0	25	40	30 to 40	56.0	8	32.0
04/11/2021	08:00	0	1	7	11	12	4	2	1	1	0	0	0	0	0	0	0	0	0	0	39	37.5	25 to 35	76.9	8	20.5
04/11/2021	09:00	0	7	11	38	56	29	7	3	0	3	0	0	0	0	0	0	0	0	0	154	38.3	30 to 40	79.9	42	27.3
04/11/2021	10:00	3	11	25	38	58	40	14	2	0	0	0	0	0	0	0	0	0	0	0	191	38.4	30 to 40	71.2	56	29.3
04/11/2021	11:00	4	8	16	22	36	26	11	4	2	0	0	0	0	0	0	0	0	0	0	129	39.6	30 to 40	65.1	43	33.3
04/11/2021	12:00	3	5	11	28	21	22	3	3	1	0	0	0	0	0	0	0	0	0	0	97	38.2	30 to 40	73.2	29	29.9
04/11/2021	13:00	4	10	15	37	35	22	12	4	1	0	0	0	0	0	0	0	0	0	0	140	39.1	30 to 40	67.1	39	27.9
04/11/2021	14:00	7	10	13	35	45	22	8	2	0	0	0	0	0	0	0	0	0	0	0	142	37.5	30 to 40	71.8	32	22.5
04/11/2021	15:00	6	4	17	32	47	21	12	3	0	0	0	0	0	0	0	0	0	0	0	142	38.6	30 to 40	70.4	36	25.4
04/11/2021	16:00	5	7	15	29	56	39	7	3	1	0	0	0	0	0	0	0	0	0	0	162	38.3	30 to 40	76.5	50	30.9
04/11/2021	17:00	2	6	13	49	66	43	19	6	0	0	0	0	0	0	0	0	0	0	0	204	39.3	30 to 40	77.5	68	33.3
04/11/2021	18:00	4	6	21	54	84	35	13	3	1	0	0	0	0	0	0	0	0	0	0	221	37.7	30 to 40	78.3	52	23.5
04/11/2021	19:00	3	7	10	76	65	39	14	4	0	0	0	0	0	0	0	0	0	0	0	218	38.1	30 to 40	82.6	57	26.1
04/11/2021	20:00	1	2	6	53	70	41	16	4	1	0	0	0	0	0	0	0	0	0	0	194	39	30 to 40	84.5	62	32.0
04/11/2021	21:00	1	0	5	23	42	19	11	2	1	0	0	0	0	0	0	0	0	0	0	104	39.5	30 to 40	80.8	33	31.7
04/11/2021	22:00	0	0	3	15	29	14	15	1	0	0	0	0	0	0	0	0	0	0	0	77	41.3	30 to 40	75.3	30	39.0
04/11/2021	23:00	0	0	1	19	24	10	6	0	0	1	0	0	0	0	0	0	0	0	0	61	39	30 to 40	86.9	17	27.9
24 Hr Summary		45	88	196	581	780	452	187	52	13	6	0	0	0	0	0	0	0	0	0	2400	38.9	30 to 40	75.5	710	29.6

Incoming Histogram

2022 Jan W & W non flashing

from Tue-Sep-21-2021-03-00-PM to Sun-Nov-14-2021-05-59-AM

Date	Starting Hr:min	<15	15 to <20	20 to <25	25 to <30	30 to <35	35 to <40	40 to <45	45 to <50	50 to <55	55 to <60	60 to <65	65 to <70	70 to <75	75 to <80	80 to <85	85 to <90	90 to <95	95 to <100	100 to >105	Total Counts	85pct Speed	10MPH Pace	% in pace	# of Speeders	% Speeders
05/11/2021	00:00	0	0	0	14	5	10	4	2	0	2	0	0	0	0	0	0	0	0	0	37	42.5	30 to 40	78.4	18	48.6
05/11/2021	01:00	0	1	0	8	10	11	1	1	1	0	0	0	0	0	0	0	0	0	0	33	39.1	30 to 40	87.9	14	42.4
05/11/2021	02:00	0	0	0	5	6	2	2	2	0	0	0	0	0	0	0	0	0	0	0	17	42.5	30 to 40	76.5	6	35.3
05/11/2021	03:00	0	0	1	1	1	0	0	0	0	0	0	0	0	0	0	0	0	0	0	3	35	25 to 35	100.0	*	*
05/11/2021	04:00	0	0	0	1	0	1	0	1	0	0	0	0	0	0	0	0	0	0	0	3	50	30 to 40	66.7	2	66.7
05/11/2021	05:00	0	0	0	0	1	2	2	0	0	0	0	0	0	0	0	0	0	0	0	5	42.5	35 to 45	100.0	4	80.0
05/11/2021	06:00	0	0	2	0	2	3	1	0	0	0	0	0	0	0	0	0	0	0	0	8	40	35 to 45	75.0	4	50.0
05/11/2021	07:00	0	0	1	4	4	4	2	0	2	0	0	0	0	0	0	0	0	0	0	17	42.5	30 to 40	70.6	8	47.1
05/11/2021	08:00	0	2	4	0	13	3	1	1	0	2	0	0	0	0	0	0	0	0	0	26	40	25 to 35	65.4	7	26.9
05/11/2021	09:00	3	13	14	30	33	32	10	4	2	0	0	0	0	0	0	0	0	0	0	141	39.2	30 to 40	67.4	48	34.0
05/11/2021	10:00	3	15	21	36	47	46	25	1	1	0	0	0	0	0	0	0	0	0	0	195	39.8	30 to 40	66.2	73	37.4
05/11/2021	11:00	2	8	17	33	31	20	17	4	4	1	0	0	0	0	0	0	0	0	0	137	41.5	30 to 40	61.3	46	33.6
05/11/2021	12:00	5	7	13	40	48	18	7	3	1	1	0	0	0	0	0	0	0	0	0	143	37.5	30 to 40	74.1	30	21.0
05/11/2021	13:00	3	8	11	28	50	22	15	3	1	1	0	0	0	0	0	0	0	0	0	142	39.8	30 to 40	70.4	42	29.6
05/11/2021	14:00	6	7	12	35	49	25	23	2	0	0	0	0	0	0	0	0	0	0	0	159	40.2	30 to 40	68.6	50	31.4
05/11/2021	15:00	4	7	15	45	43	24	18	1	0	0	0	0	0	0	0	0	0	0	0	157	39	30 to 40	71.3	43	27.4
05/11/2021	16:00	0	6	18	35	52	22	12	6	2	1	0	0	0	0	0	0	0	0	0	154	39.5	30 to 40	70.8	43	27.9
05/11/2021	17:00	2	7	12	32	62	45	21	6	1	0	0	0	0	0	0	0	0	0	0	188	40	30 to 40	73.9	73	38.8
05/11/2021	18:00	2	4	13	52	63	42	28	7	0	0	0	0	0	0	0	0	0	0	0	211	40.5	30 to 40	74.4	77	36.5
05/11/2021	19:00	0	3	16	73	67	37	13	1	0	0	0	0	0	0	0	0	0	0	0	210	37.6	30 to 40	84.3	51	24.3
05/11/2021	20:00	0	2	6	57	66	28	16	2	2	0	0	0	0	0	0	0	0	0	0	179	38.8	30 to 40	84.4	48	26.8
05/11/2021	21:00	0	1	2	14	35	30	11	5	0	0	0	0	0	0	0	0	0	0	0	98	40.5	30 to 40	80.6	46	46.9
05/11/2021	22:00	1	1	3	10	22	10	8	4	0	1	1	0	0	0	0	0	0	0	0	61	43.1	30 to 40	68.9	24	39.3
05/11/2021	23:00	0	0	2	8	14	9	5	1	3	0	0	0	0	0	0	0	0	0	0	42	43	30 to 40	73.8	18	42.9
24 Hr Summary		31	92	183	561	724	446	242	57	20	9	1	0	0	0	0	0	0	0	0	2366	39.7	30 to 40	73.2	775	32.8

Incoming Histogram

2022 Jan W & W non flashing

from Tue-Sep-21-2021-03-00-PM to Sun-Nov-14-2021-05-59-AM

Date	Starting Hr:min	<15	15 to <20	20 to <25	25 to <30	30 to <35	35 to <40	40 to <45	45 to <50	50 to <55	55 to <60	60 to <65	65 to <70	70 to <75	75 to <80	80 to <85	85 to <90	90 to <95	95 to <100	100 to >105	Total Counts	85pct Speed	10MPH Pace	% in pace	# of Speeders	% Speeders
06/11/2021	00:00	0	1	3	15	16	5	4	6	1	0	0	0	0	0	0	0	0	0	0	51	43.8	30 to 40	70.6	16	31.4
06/11/2021	01:00	0	0	1	12	11	4	6	2	0	1	0	0	0	0	0	0	0	0	0	37	42.5	30 to 40	73.0	13	35.1
06/11/2021	02:00	0	0	1	3	5	4	3	4	0	0	0	0	0	0	0	0	0	0	0	20	46.2	30 to 40	60.0	11	55.0
06/11/2021	03:00	0	0	1	2	1	2	1	1	0	0	0	0	0	0	0	0	0	0	0	8	45	30 to 40	62.5	4	50.0
06/11/2021	04:00	0	0	1	0	4	1	0	1	0	0	0	0	0	0	0	0	0	0	0	7	40	25 to 35	71.4	2	28.6
06/11/2021	05:00	0	0	1	0	2	0	1	0	0	0	0	0	0	0	0	0	0	0	0	4	35	25 to 35	75.0	1	25.0
06/11/2021	06:00	0	0	0	0	1	2	0	0	0	0	0	0	0	0	0	0	0	0	0	3	40	30 to 40	100.0	2	66.7
06/11/2021	07:00	0	0	0	0	2	1	1	1	0	0	0	0	0	0	0	0	0	0	0	5	45	35 to 45	80.0	3	60.0
06/11/2021	08:00	0	0	1	0	0	0	0	0	1	1	0	0	0	0	0	0	0	0	0	3	60	50 to 60	66.7	2	66.7
06/11/2021	09:00	0	0	2	7	5	9	4	3	1	0	0	0	0	0	0	0	0	0	0	31	43.8	30 to 40	67.7	17	54.8
06/11/2021	10:00	0	2	4	18	15	9	4	1	0	0	0	0	0	0	0	0	0	0	0	53	38.3	30 to 40	79.2	14	26.4
06/11/2021	11:00	0	6	6	20	27	20	10	2	1	0	0	0	0	0	0	0	0	0	0	92	39.8	30 to 40	72.8	33	35.9
06/11/2021	12:00	0	4	4	25	39	32	15	3	1	0	0	0	0	0	0	0	0	0	0	123	40.3	30 to 40	78.0	51	41.5
06/11/2021	13:00	3	2	10	41	40	35	18	5	1	0	0	0	0	0	0	0	0	0	0	155	40.3	30 to 40	74.8	59	38.1
06/11/2021	14:00	0	2	4	32	65	42	10	4	0	0	0	0	0	0	0	0	0	0	0	159	38.8	30 to 40	87.4	56	35.2
06/11/2021	15:00	1	2	9	28	40	28	13	6	3	0	0	0	0	0	0	0	0	0	0	130	40.8	30 to 40	73.8	50	38.5
06/11/2021	16:00	0	3	6	40	46	35	10	2	0	0	0	0	0	0	0	0	0	0	0	142	38.7	30 to 40	85.2	47	33.1
06/11/2021	17:00	0	1	5	35	49	30	13	9	1	0	0	0	0	0	0	0	0	0	0	143	40.8	30 to 40	79.7	53	37.1
06/11/2021	18:00	1	2	9	36	54	33	19	3	1	0	0	0	0	0	0	0	0	0	0	158	39.8	30 to 40	77.8	56	35.4
06/11/2021	19:00	0	1	5	45	50	39	12	1	0	0	0	0	0	0	0	0	0	0	0	153	38.7	30 to 40	87.6	52	34.0
06/11/2021	20:00	0	0	8	24	34	27	10	3	1	0	0	0	0	0	0	0	0	0	0	107	39.6	30 to 40	79.4	41	38.3
06/11/2021	21:00	1	0	2	25	37	23	11	4	2	0	0	0	0	0	0	0	0	0	0	105	40.5	30 to 40	81.0	40	38.1
06/11/2021	22:00	1	1	3	27	39	31	12	5	1	0	0	0	0	0	0	0	0	0	0	120	40	30 to 40	80.8	49	40.8
06/11/2021	23:00	0	0	2	16	27	9	6	5	2	0	0	0	0	0	0	0	0	0	0	67	42.5	30 to 40	77.6	22	32.8
24 Hr Summary		7	27	88	451	609	421	183	71	17	2	0	0	0	0	0	0	0	0	0	1876	39.9	30 to 40	78.9	694	37.0

Incoming Histogram

2022 Jan W & W non flashing

from Tue-Sep-21-2021-03-00-PM to Sun-Nov-14-2021-05-59-AM

Date	Starting Hr:min	<15	15 to <20	20 to <25	25 to <30	30 to <35	35 to <40	40 to <45	45 to <50	50 to <55	55 to <60	60 to <65	65 to <70	70 to <75	75 to <80	80 to <85	85 to <90	90 to <95	95 to <100	100 to >105	Total Counts	85pct Speed	10MPH Pace	% in pace	# of Speeders	% Speeders
07/11/2021	00:00	0	0	2	24	25	11	8	3	1	0	0	0	0	0	0	0	0	0	0	74	40.6	30 to 40	81.1	23	31.1
07/11/2021	01:00	0	0	0	6	9	5	4	3	1	0	1	0	0	0	0	0	0	0	0	29	46.7	30 to 40	69.0	14	48.3
07/11/2021	02:00	1	1	0	6	6	3	5	6	1	0	0	0	0	0	0	0	0	0	0	29	47.5	30 to 40	51.7	15	51.7
07/11/2021	03:00	0	0	1	4	0	2	2	0	0	1	0	0	0	0	0	0	0	0	0	10	42.5	30 to 40	60.0	5	50.0
07/11/2021	04:00	0	1	1	0	1	3	1	1	1	0	0	0	0	0	0	0	0	0	0	9	50	35 to 45	55.6	6	66.7
07/11/2021	05:00	0	0	1	1	1	2	0	1	0	0	0	0	0	0	0	0	0	0	0	6	40	30 to 40	66.7	3	50.0
07/11/2021	06:00	0	0	0	0	0	1	0	0	0	0	0	0	0	0	0	0	0	0	0	1	40	30 to 40	100.0	1	100.0
07/11/2021	07:00	0	0	0	1	3	1	0	1	0	0	0	0	0	0	0	0	0	0	0	6	40	30 to 40	83.3	2	33.3
07/11/2021	08:00	0	0	0	0	3	0	0	0	0	0	0	0	0	0	0	0	0	0	0	3	35	25 to 35	100.0	*	*
07/11/2021	09:00	0	0	0	2	3	7	0	0	0	0	0	0	0	0	0	0	0	0	0	12	38.6	30 to 40	100.0	7	58.3
07/11/2021	10:00	2	2	0	4	5	4	6	2	1	0	1	0	0	0	0	0	0	0	0	27	45	35 to 45	55.6	14	51.9
07/11/2021	11:00	1	0	4	10	21	13	5	3	0	0	0	0	0	0	0	0	0	0	0	57	39.6	30 to 40	77.2	21	36.8
07/11/2021	12:00	0	2	5	18	34	26	12	2	1	0	0	0	0	0	0	0	0	0	0	100	40	30 to 40	78.0	41	41.0
07/11/2021	13:00	3	2	6	33	54	29	16	1	0	0	0	0	0	0	0	0	0	0	0	144	39.1	30 to 40	80.6	46	31.9
07/11/2021	14:00	1	4	4	28	53	22	21	9	1	0	0	0	0	0	0	0	0	0	0	143	42.4	30 to 40	72.0	53	37.1
07/11/2021	15:00	0	3	4	36	40	36	18	3	1	0	0	0	0	0	0	0	0	0	0	141	40.3	30 to 40	79.4	58	41.1
07/11/2021	16:00	1	1	4	39	40	33	11	5	2	0	0	1	0	0	0	0	0	0	0	137	39.7	30 to 40	81.8	52	38.0
07/11/2021	17:00	2	1	5	38	33	33	17	2	2	0	0	0	0	0	0	0	0	0	0	133	40.3	30 to 40	78.2	54	40.6
07/11/2021	18:00	3	4	7	32	42	32	15	1	0	0	0	0	0	0	0	0	0	0	0	136	39.4	30 to 40	77.9	48	35.3
07/11/2021	19:00	2	3	1	23	22	16	6	5	0	0	0	0	0	0	0	0	0	0	0	78	39.7	30 to 40	78.2	27	34.6
07/11/2021	20:00	0	0	5	26	24	18	8	5	1	0	0	0	0	0	0	0	0	0	0	87	40.6	30 to 40	78.2	32	36.8
07/11/2021	21:00	0	1	4	19	20	10	7	3	1	1	0	1	0	0	0	0	0	0	0	67	42.1	30 to 40	73.1	23	34.3
07/11/2021	22:00	1	0	0	13	20	8	5	2	0	0	0	0	0	0	0	0	0	0	0	49	40	30 to 40	83.7	15	30.6
07/11/2021	23:00	0	0	2	11	8	14	5	2	2	0	0	0	0	0	0	0	0	0	0	44	42	30 to 40	75.0	23	52.3
24 Hr Summary		17	25	56	374	467	329	172	60	16	2	2	2	0	0	0	0	0	0	0	1522	40.8	30 to 40	76.9	583	38.3

Incoming Histogram

2022 Jan W & W non flashing

from Tue-Sep-21-2021-03-00-PM to Sun-Nov-14-2021-05-59-AM

Date	Starting Hr:min	<15	15 to <20	20 to <25	25 to <30	30 to <35	35 to <40	40 to <45	45 to <50	50 to <55	55 to <60	60 to <65	65 to <70	70 to <75	75 to <80	80 to <85	85 to <90	90 to <95	95 to <100	100 to >105	Total Counts	85pct Speed	10MPH Pace	% in pace	# of Speeders	% Speeders	
08/11/2021	00:00	0	0	1	5	11	5	6	0	0	0	0	0	0	0	0	0	0	0	0	0	28	41.7	35 to 45	78.6	11	39.3
08/11/2021	01:00	0	0	0	0	4	2	2	0	3	0	0	0	0	0	0	0	0	0	0	0	11	51.7	35 to 45	72.7	7	63.6
08/11/2021	02:00	1	0	0	1	0	1	0	1	1	0	0	0	0	0	0	0	0	0	0	0	5	50	30 to 40	40.0	3	60.0
08/11/2021	03:00	0	0	1	0	0	0	0	0	0	0	0	0	0	0	0	0	0	0	0	0	1	25	15 to 25	100.0	*	*
08/11/2021	04:00	0	0	0	0	0	0	0	0	0	0	0	0	0	0	0	0	0	0	0	0	0	0	*	*	*	*
08/11/2021	05:00	0	1	0	0	1	1	2	1	0	0	0	0	0	0	0	0	0	0	0	0	6	45	35 to 45	66.7	4	66.7
08/11/2021	06:00	1	0	0	0	2	2	1	0	0	0	0	0	0	0	0	0	0	0	0	0	6	40	35 to 45	83.3	3	50.0
08/11/2021	07:00	1	5	6	2	1	2	3	1	1	1	0	0	0	0	0	0	0	0	0	0	23	45	20 to 30	56.5	8	34.8
08/11/2021	08:00	0	5	6	6	11	9	4	2	0	0	0	0	0	0	0	0	0	0	0	0	43	40	30 to 40	60.5	15	34.9
08/11/2021	09:00	2	16	14	31	55	35	10	6	1	0	0	0	0	0	0	0	0	0	0	0	170	38.7	30 to 40	71.2	52	30.6
08/11/2021	10:00	6	17	22	54	59	41	18	5	1	0	0	0	0	0	0	0	0	0	0	0	223	38.9	30 to 40	69.1	65	29.1
08/11/2021	11:00	3	8	15	27	28	25	13	1	1	0	1	0	0	0	0	0	0	0	0	0	122	39.6	30 to 40	65.6	41	33.6
08/11/2021	12:00	2	7	12	35	27	17	8	2	1	1	0	0	0	0	0	0	0	0	0	0	112	38.5	30 to 40	70.5	29	25.9
08/11/2021	13:00	2	12	5	27	33	23	12	5	1	0	0	0	0	0	0	0	0	0	0	0	120	40	30 to 40	69.2	41	34.2
08/11/2021	14:00	3	7	8	29	39	19	12	1	0	0	0	0	0	0	0	0	0	0	0	0	118	38.7	30 to 40	73.7	32	27.1
08/11/2021	15:00	4	12	13	40	37	23	12	2	0	0	0	0	0	0	0	0	0	0	0	0	143	38.5	30 to 40	69.9	37	25.9
08/11/2021	16:00	4	3	10	22	47	34	17	5	1	0	0	0	0	0	0	0	0	0	0	0	143	40.6	30 to 40	72.0	57	39.9
08/11/2021	17:00	3	6	15	36	60	45	20	3	1	0	0	1	0	0	0	0	0	0	0	0	190	39.7	30 to 40	74.2	70	36.8
08/11/2021	18:00	5	7	19	53	68	44	16	0	0	0	0	0	0	0	0	0	0	0	0	0	212	38.2	30 to 40	77.8	60	28.3
08/11/2021	19:00	4	3	14	103	59	46	12	2	0	0	0	0	0	0	0	0	0	0	0	0	243	37.6	30 to 40	85.6	60	24.7
08/11/2021	20:00	3	6	16	65	54	36	13	3	1	0	0	0	0	0	0	0	0	0	0	0	197	38.2	30 to 40	78.7	53	26.9
08/11/2021	21:00	0	3	7	28	27	19	4	3	1	1	0	0	0	0	0	0	0	0	0	0	93	38.7	30 to 40	79.6	28	30.1
08/11/2021	22:00	0	2	1	16	22	10	2	4	0	0	0	0	0	0	0	0	0	0	0	0	57	38.5	30 to 40	84.2	16	28.1
08/11/2021	23:00	0	0	0	8	18	14	4	6	1	0	0	0	0	0	0	0	0	0	0	0	51	43.8	30 to 40	78.4	25	49.0
24 Hr Summary		44	120	185	588	663	453	191	53	15	3	1	1	0	0	0	0	0	0	0	0	2317	39.1	30 to 40	73.5	717	30.9

Incoming Histogram

2022 Jan W & W non flashing

from Tue-Sep-21-2021-03-00-PM to Sun-Nov-14-2021-05-59-AM

Date	Starting Hr:min	<15	15 to <20	20 to <25	25 to <30	30 to <35	35 to <40	40 to <45	45 to <50	50 to <55	55 to <60	60 to <65	65 to <70	70 to <75	75 to <80	80 to <85	85 to <90	90 to <95	95 to <100	100 to >105	Total Counts	85pct Speed	10MPH Pace	% in pace	# of Speeders	% Speeders
09/11/2021	00:00	0	0	2	7	8	5	4	4	0	0	0	0	0	0	0	0	0	0	0	30	45	30 to 40	66.7	13	43.3
09/11/2021	01:00	1	0	1	2	2	3	3	2	0	0	0	0	0	0	0	0	0	0	0	14	45	35 to 45	57.1	8	57.1
09/11/2021	02:00	0	0	2	1	1	1	0	1	0	0	0	0	0	0	0	0	0	0	0	6	40	25 to 35	66.7	2	33.3
09/11/2021	03:00	0	0	1	1	1	2	1	0	0	0	0	0	0	0	0	0	0	0	0	6	40	30 to 40	66.7	3	50.0
09/11/2021	04:00	0	0	1	2	0	1	0	0	0	0	0	0	0	0	0	0	0	0	0	4	30	20 to 30	75.0	1	25.0
09/11/2021	05:00	0	0	0	2	1	1	1	1	0	0	0	0	0	0	0	0	0	0	0	6	45	30 to 40	66.7	3	50.0
09/11/2021	06:00	1	0	2	0	2	3	1	1	1	1	0	0	0	0	0	0	0	0	0	12	50	35 to 45	50.0	7	58.3
09/11/2021	07:00	0	5	4	3	7	3	3	0	0	0	1	0	0	0	0	0	0	0	0	26	40	25 to 35	53.8	7	26.9
09/11/2021	08:00	1	6	3	5	9	15	3	2	0	1	0	0	0	0	0	0	0	0	0	45	39.7	30 to 40	64.4	21	46.7
09/11/2021	09:00	2	7	15	43	33	36	10	5	1	0	0	0	0	0	0	0	0	0	0	152	39	30 to 40	73.7	52	34.2
09/11/2021	10:00	10	14	27	40	50	27	19	5	1	1	0	0	0	0	0	0	0	0	0	194	39.4	25 to 35	60.3	53	27.3
09/11/2021	11:00	4	14	16	27	34	22	16	4	1	0	0	0	0	0	0	0	0	0	0	138	40	30 to 40	60.1	43	31.2
09/11/2021	12:00	2	6	17	29	35	19	10	5	0	0	1	0	0	0	0	0	0	0	0	124	39.2	30 to 40	66.9	35	28.2
09/11/2021	13:00	5	2	9	22	34	23	9	4	0	0	0	0	0	0	0	0	0	0	0	108	39.3	30 to 40	73.1	36	33.3
09/11/2021	14:00	7	11	20	27	49	30	7	3	0	0	0	0	0	0	0	0	0	0	0	154	37.8	30 to 40	68.8	40	26.0
09/11/2021	15:00	3	9	5	25	45	29	8	6	1	0	0	0	0	0	0	0	0	0	0	131	39.1	30 to 40	75.6	44	33.6
09/11/2021	16:00	6	7	15	35	46	26	14	4	0	0	0	0	0	0	0	0	0	0	0	153	39	30 to 40	69.9	44	28.8
09/11/2021	17:00	6	7	20	43	62	32	13	6	2	0	0	0	0	0	0	0	0	0	0	191	38.8	30 to 40	71.7	53	27.7
09/11/2021	18:00	8	8	16	69	59	47	17	6	2	0	0	0	0	0	0	0	0	0	0	232	38.9	30 to 40	75.4	72	31.0
09/11/2021	19:00	3	6	14	76	79	37	10	0	0	0	0	0	0	0	0	0	0	0	0	225	36.8	30 to 40	85.3	47	20.9
09/11/2021	20:00	1	4	15	69	53	35	14	3	1	0	0	0	0	0	0	0	0	0	0	195	38.4	30 to 40	80.5	53	27.2
09/11/2021	21:00	0	1	8	32	34	18	9	2	1	0	0	0	0	0	0	0	0	0	0	105	38.9	30 to 40	80.0	30	28.6
09/11/2021	22:00	1	2	7	22	23	14	7	4	2	2	0	0	0	0	0	0	0	0	0	84	41.4	30 to 40	70.2	29	34.5
09/11/2021	23:00	0	0	1	14	22	8	7	2	0	0	0	0	0	0	0	0	0	0	0	54	40.7	30 to 40	81.5	17	31.5
24 Hr Summary		61	109	221	596	689	437	186	70	13	5	2	0	0	0	0	0	0	0	0	2389	39.1	30 to 40	72.1	713	29.8

Incoming Histogram

2022 Jan W & W non flashing

from Tue-Sep-21-2021-03-00-PM to Sun-Nov-14-2021-05-59-AM

Date	Starting Hr:min	<15	15 to <20	20 to <25	25 to <30	30 to <35	35 to <40	40 to <45	45 to <50	50 to <55	55 to <60	60 to <65	65 to <70	70 to <75	75 to <80	80 to <85	85 to <90	90 to <95	95 to <100	100 to >105	Total Counts	85pct Speed	10MPH Pace	% in pace	# of Speeders	% Speeders
10/11/2021	00:00	0	0	1	14	9	5	3	2	2	0	0	0	0	0	0	0	0	0	0	36	43.3	30 to 40	77.8	12	33.3
10/11/2021	01:00	0	0	1	5	2	1	1	2	2	0	0	0	0	0	0	0	0	0	0	14	50	25 to 35	57.1	6	42.9
10/11/2021	02:00	0	0	1	2	2	0	3	1	2	0	0	0	0	0	0	0	0	0	0	11	50	45 to 55	54.5	6	54.5
10/11/2021	03:00	0	0	1	1	1	2	0	0	0	0	0	0	0	0	0	0	0	0	0	5	37.5	30 to 40	80.0	2	40.0
10/11/2021	04:00	0	0	0	0	0	0	1	0	0	0	0	0	0	0	0	0	0	0	0	1	45	35 to 45	100.0	1	100.0
10/11/2021	05:00	0	0	0	0	1	2	1	0	0	0	0	0	0	0	0	0	0	0	0	4	40	35 to 45	100.0	3	75.0
10/11/2021	06:00	0	2	0	1	2	2	3	0	0	1	0	0	0	0	0	0	0	0	0	11	43.3	35 to 45	63.6	6	54.5
10/11/2021	07:00	1	6	3	1	5	3	1	1	0	0	0	0	0	0	0	0	0	0	0	21	38.3	15 to 25	47.6	5	23.8
10/11/2021	08:00	0	3	5	11	10	7	7	3	0	0	0	0	0	0	0	0	0	0	0	46	42.1	30 to 40	60.9	17	37.0
10/11/2021	09:00	1	14	6	37	49	24	15	1	2	0	0	0	0	0	0	0	0	0	0	149	39.2	30 to 40	73.8	42	28.2
10/11/2021	10:00	4	16	31	40	53	47	9	5	2	0	0	0	0	0	0	0	0	0	0	207	38.4	30 to 40	67.6	63	30.4
10/11/2021	11:00	7	8	18	29	34	30	10	8	0	0	0	0	0	0	0	0	0	0	0	144	39.3	30 to 40	64.6	48	33.3
10/11/2021	12:00	7	5	11	41	40	18	7	3	0	0	0	0	0	0	0	0	0	0	0	132	37.2	30 to 40	75.0	28	21.2
10/11/2021	13:00	5	10	10	24	35	22	11	8	1	0	0	0	0	0	0	0	0	0	0	126	40.5	30 to 40	64.3	42	33.3
10/11/2021	14:00	2	7	10	28	31	20	13	2	1	0	0	0	0	0	0	0	0	0	0	114	39.8	30 to 40	69.3	36	31.6
10/11/2021	15:00	3	7	11	25	42	30	13	2	0	0	0	0	0	0	0	0	0	0	0	133	39.2	30 to 40	72.9	45	33.8
10/11/2021	16:00	8	6	14	26	53	33	18	1	0	0	0	0	0	0	0	0	0	0	0	159	39.2	30 to 40	70.4	52	32.7
10/11/2021	17:00	5	5	16	52	63	41	19	9	0	0	0	0	0	0	0	0	0	0	0	210	39.5	30 to 40	74.3	69	32.9
10/11/2021	18:00	6	10	23	56	64	50	15	5	0	0	0	0	0	0	0	0	0	0	0	229	38.6	30 to 40	74.2	70	30.6
10/11/2021	19:00	3	2	21	84	77	39	11	4	0	0	0	0	0	0	0	0	0	0	0	241	37.3	30 to 40	83.0	54	22.4
10/11/2021	20:00	1	1	13	50	51	34	18	1	0	0	0	0	0	0	0	0	0	0	0	169	39.1	30 to 40	79.9	53	31.4
10/11/2021	21:00	1	1	5	25	32	16	13	10	0	0	0	0	0	0	0	0	0	0	0	103	43.1	30 to 40	70.9	39	37.9
10/11/2021	22:00	0	3	2	11	21	17	4	2	1	0	0	0	0	0	0	0	0	0	0	61	39.4	30 to 40	80.3	24	39.3
10/11/2021	23:00	0	1	0	16	20	10	4	3	3	0	0	0	0	0	0	0	0	0	0	57	41.2	30 to 40	80.7	20	35.1
24 Hr Summary		54	107	203	579	697	453	200	73	16	1	0	0	0	0	0	0	0	0	0	2383	39.3	30 to 40	72.6	743	31.2

Incoming Histogram

2022 Jan W & W non flashing

from Tue-Sep-21-2021-03-00-PM to Sun-Nov-14-2021-05-59-AM

Date	Starting Hr:min	<15	15 to <20	20 to <25	25 to <30	30 to <35	35 to <40	40 to <45	45 to <50	50 to <55	55 to <60	60 to <65	65 to <70	70 to <75	75 to <80	80 to <85	85 to <90	90 to <95	95 to <100	100 to >105	Total Counts	85pct Speed	10MPH Pace	% in pace	# of Speeders	% Speeders
11/11/2021	00:00	0	0	0	8	10	11	5	6	4	0	0	0	0	0	0	0	0	0	0	44	47.5	30 to 40	65.9	26	59.1
11/11/2021	01:00	0	0	0	10	4	4	4	5	0	1	0	0	0	0	0	0	0	0	0	28	47	30 to 40	64.3	14	50.0
11/11/2021	02:00	0	0	0	3	2	2	0	1	0	0	0	0	0	0	0	0	0	0	0	8	40	30 to 40	87.5	3	37.5
11/11/2021	03:00	0	1	0	1	0	0	1	0	0	0	0	0	0	0	0	0	0	0	0	3	45	20 to 30	66.7	1	33.3
11/11/2021	04:00	0	0	0	1	0	0	0	0	0	0	0	0	0	0	0	0	0	0	0	1	30	20 to 30	100.0	*	*
11/11/2021	05:00	0	0	0	1	2	1	1	1	0	0	0	0	0	0	0	0	0	0	0	6	45	30 to 40	66.7	3	50.0
11/11/2021	06:00	2	4	0	1	2	1	1	1	3	0	0	0	0	0	0	0	0	0	0	15	51.7	10 to 20	40.0	6	40.0
11/11/2021	07:00	2	6	2	5	8	5	2	0	1	1	0	0	0	0	0	0	0	0	0	32	39	30 to 40	56.3	9	28.1
11/11/2021	08:00	0	8	3	9	15	8	4	0	0	0	0	0	0	0	0	0	0	0	0	47	38.1	30 to 40	68.1	12	25.5
11/11/2021	09:00	6	14	21	44	46	25	10	1	0	0	0	0	0	0	0	0	0	0	0	167	37.2	30 to 40	68.9	36	21.6
11/11/2021	10:00	3	17	24	35	54	46	22	4	0	0	0	0	0	0	0	0	0	0	0	205	39.5	30 to 40	65.9	72	35.1
11/11/2021	11:00	4	15	12	27	45	22	9	2	0	0	0	0	0	0	0	0	0	0	0	136	38	30 to 40	69.1	33	24.3
11/11/2021	12:00	3	9	14	37	29	16	9	3	0	0	0	0	0	0	0	0	0	0	0	120	38.1	30 to 40	68.3	28	23.3
11/11/2021	13:00	2	1	11	19	33	27	13	4	0	0	0	0	0	0	0	0	0	0	0	110	40.4	30 to 40	71.8	44	40.0
11/11/2021	14:00	6	5	5	37	51	19	13	5	0	0	0	0	0	0	0	0	0	0	0	141	39.2	30 to 40	75.9	37	26.2
11/11/2021	15:00	4	7	16	37	43	28	15	4	0	1	0	0	0	0	0	0	0	0	0	155	39.5	30 to 40	69.7	48	31.0
11/11/2021	16:00	2	4	10	33	55	35	8	8	1	0	0	0	0	0	0	0	0	0	0	156	39.1	30 to 40	78.8	52	33.3
11/11/2021	17:00	2	3	11	38	71	34	20	3	0	0	0	0	0	0	0	0	0	0	0	182	39.4	30 to 40	78.6	57	31.3
11/11/2021	18:00	5	5	30	75	74	32	11	3	0	0	0	0	0	0	0	0	0	0	0	235	36.7	30 to 40	77.0	46	19.6
11/11/2021	19:00	2	3	20	83	82	32	9	1	0	0	0	0	0	0	0	0	0	0	0	232	36.1	30 to 40	84.9	42	18.1
11/11/2021	20:00	1	2	14	70	66	45	10	3	0	0	0	0	0	0	0	0	0	0	0	211	37.9	30 to 40	85.8	58	27.5
11/11/2021	21:00	0	2	5	46	32	22	9	3	0	0	0	0	0	0	0	0	0	0	0	119	38.6	30 to 40	84.0	34	28.6
11/11/2021	22:00	0	2	3	20	11	14	7	7	1	0	0	0	0	0	0	0	0	0	0	65	43.6	30 to 40	69.2	29	44.6
11/11/2021	23:00	0	0	0	16	21	12	2	1	2	0	0	0	0	0	0	0	0	0	0	54	38.8	30 to 40	90.7	17	31.5
24 Hr Summary		44	108	201	656	756	441	185	66	12	3	0	0	0	0	0	0	0	0	0	2472	38.8	30 to 40	75.0	707	28.6

Incoming Histogram

2022 Jan W & W non flashing

from Tue-Sep-21-2021-03-00-PM to Sun-Nov-14-2021-05-59-AM

Date	Starting Hr:min	<15	15 to <20	20 to <25	25 to <30	30 to <35	35 to <40	40 to <45	45 to <50	50 to <55	55 to <60	60 to <65	65 to <70	70 to <75	75 to <80	80 to <85	85 to <90	90 to <95	95 to <100	100 to >105	Total Counts	85pct Speed	10MPH Pace	% in pace	# of Speeders	% Speeders
12/11/2021	00:00	0	0	0	5	8	13	7	5	0	0	0	0	0	0	0	0	0	0	0	38	44.3	35 to 45	73.7	25	65.8
12/11/2021	01:00	0	0	0	2	8	7	6	4	0	0	0	0	0	0	0	0	0	0	0	27	45	35 to 45	77.8	17	63.0
12/11/2021	02:00	0	0	0	0	2	0	1	2	2	1	0	0	0	0	0	0	0	0	0	8	55	45 to 55	62.5	6	75.0
12/11/2021	03:00	0	0	0	0	5	2	1	1	0	0	0	0	0	0	0	0	0	0	0	9	45	35 to 45	88.9	4	44.4
12/11/2021	04:00	0	0	1	1	3	0	1	0	0	0	0	0	0	0	0	0	0	0	0	6	35	25 to 35	83.3	1	16.7
12/11/2021	05:00	0	0	0	2	1	3	0	0	0	0	0	0	0	0	0	0	0	0	0	6	38.3	30 to 40	100.0	3	50.0
12/11/2021	06:00	0	0	1	0	2	2	0	0	0	1	0	0	0	0	0	0	0	0	0	6	40	30 to 40	66.7	3	50.0
12/11/2021	07:00	1	0	3	1	5	2	4	1	0	0	0	0	0	0	0	0	0	0	0	17	42.5	35 to 45	64.7	7	41.2
12/11/2021	08:00	2	1	4	6	10	8	4	4	0	1	0	0	0	0	0	0	0	0	0	40	43.8	30 to 40	60.0	17	42.5
12/11/2021	09:00	9	8	9	36	27	27	12	5	1	0	0	0	0	0	0	0	0	0	0	134	39.6	30 to 40	67.2	45	33.6
12/11/2021	10:00	4	18	10	41	56	43	11	5	0	1	0	0	0	0	0	0	0	0	0	189	38.7	30 to 40	74.1	60	31.7
12/11/2021	11:00	4	14	13	31	33	22	5	6	0	1	0	0	0	0	0	0	0	0	0	129	38.4	30 to 40	66.7	34	26.4
12/11/2021	12:00	2	3	13	38	36	24	5	3	3	0	0	0	0	0	0	0	0	0	0	127	38.3	30 to 40	77.2	35	27.6
12/11/2021	13:00	1	4	8	34	45	23	15	3	0	1	0	0	0	0	0	0	0	0	0	134	39.8	30 to 40	76.1	42	31.3
12/11/2021	14:00	5	8	11	35	54	28	9	4	1	0	0	0	0	0	0	0	0	0	0	155	38.4	30 to 40	75.5	42	27.1
12/11/2021	15:00	8	6	17	46	49	29	6	4	0	0	0	0	0	0	0	0	0	0	0	165	37.4	30 to 40	75.2	39	23.6
12/11/2021	16:00	4	6	14	65	72	32	12	6	0	0	0	0	0	0	0	0	0	0	0	211	37.8	30 to 40	80.1	50	23.7
12/11/2021	17:00	1	9	11	69	66	52	28	3	1	0	0	0	0	0	0	0	0	0	0	240	39.6	30 to 40	77.9	84	35.0
12/11/2021	18:00	9	5	13	56	77	43	15	3	1	0	0	0	0	0	0	0	0	0	0	222	38.4	30 to 40	79.3	62	27.9
12/11/2021	19:00	3	1	19	80	78	47	7	7	0	0	0	0	0	0	0	0	0	0	0	242	37.7	30 to 40	84.7	61	25.2
12/11/2021	20:00	1	2	8	61	67	25	16	3	1	0	0	0	0	0	0	0	0	0	0	184	38.4	30 to 40	83.2	45	24.5
12/11/2021	21:00	0	1	6	27	23	24	8	7	1	0	0	0	0	0	0	0	0	0	0	97	40.6	30 to 40	76.3	40	41.2
12/11/2021	22:00	0	0	5	16	17	19	4	3	1	0	0	0	0	0	0	0	0	0	0	65	39.5	30 to 40	80.0	27	41.5
12/11/2021	23:00	0	0	3	15	12	9	4	3	0	0	0	0	0	0	0	0	0	0	0	46	40	30 to 40	78.3	16	34.8
24 Hr Summary		54	86	169	667	756	484	181	82	12	6	0	0	0	0	0	0	0	0	0	2497	39	30 to 40	76.4	765	30.6

Incoming Histogram

2022 Jan W & W non flashing

from Tue-Sep-21-2021-03-00-PM to Sun-Nov-14-2021-05-59-AM

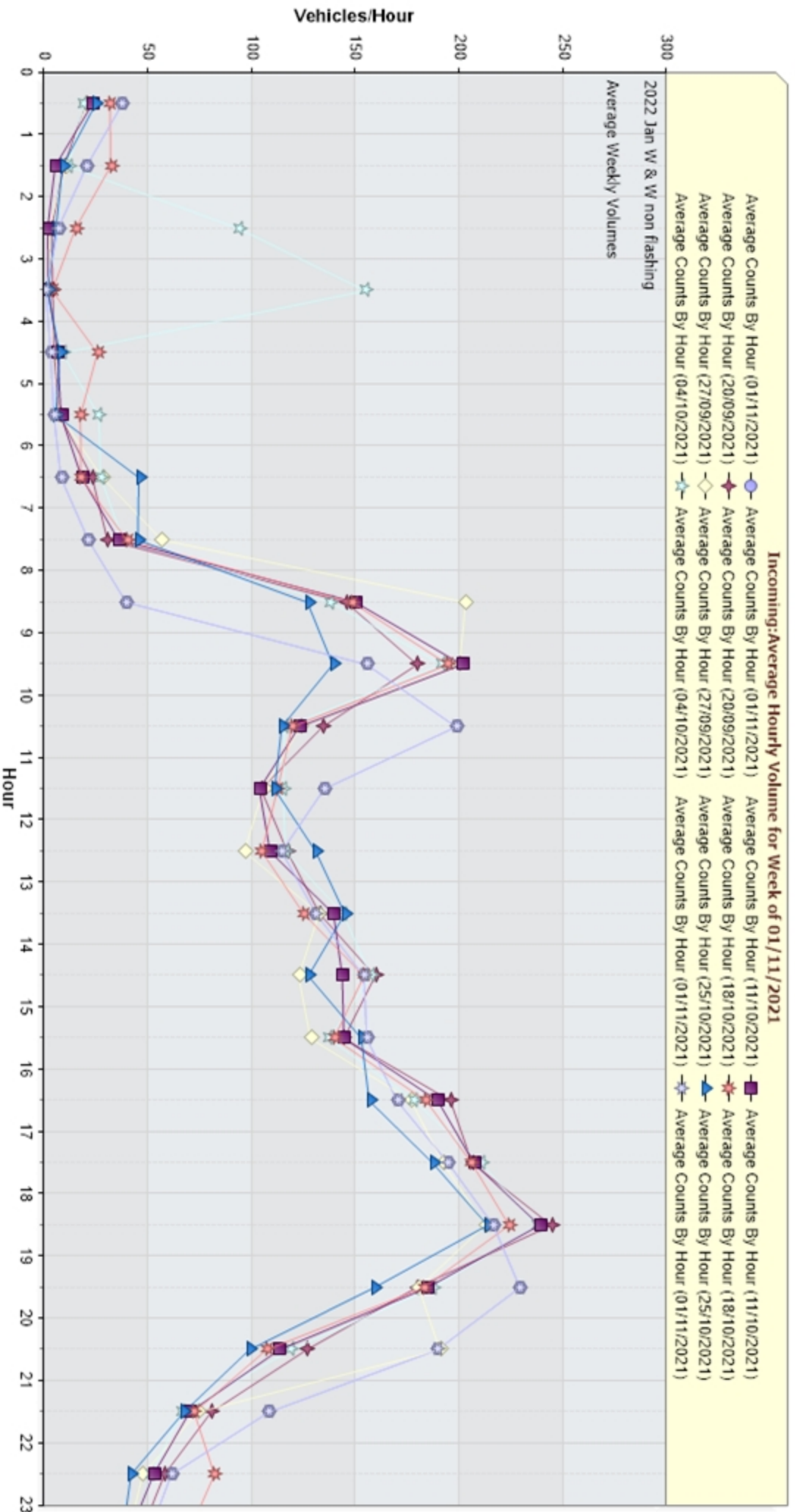
Date	Starting Hr:min	<15	15 to <20	20 to <25	25 to <30	30 to <35	35 to <40	40 to <45	45 to <50	50 to <55	55 to <60	60 to <65	65 to <70	70 to <75	75 to <80	80 to <85	85 to <90	90 to <95	95 to <100	100 to >105	Total Counts	85pct Speed	10MPH Pace	% in pace	# of Speeders	% Speeders
13/11/2021	00:00	0	1	3	14	10	11	5	6	1	0	0	0	0	0	0	0	0	0	0	51	44	30 to 40	68.6	23	45.1
13/11/2021	01:00	1	1	1	11	12	14	10	3	1	0	0	0	0	0	0	0	0	0	0	54	43	30 to 40	68.5	28	51.9
13/11/2021	02:00	0	0	2	12	4	6	2	1	2	0	0	0	0	0	0	0	0	0	0	29	42.5	30 to 40	75.9	11	37.9
13/11/2021	03:00	1	0	0	1	2	1	1	0	1	0	0	0	0	0	0	0	0	0	0	7	45	30 to 40	57.1	3	42.9
13/11/2021	04:00	0	0	0	3	4	0	0	0	0	0	0	0	0	0	0	0	0	0	0	7	33.8	25 to 35	100.0	*	*
13/11/2021	05:00	0	1	0	1	0	1	0	1	0	0	0	0	0	0	0	0	0	0	0	4	40	20 to 30	50.0	2	50.0
13/11/2021	06:00	0	0	0	0	2	0	1	0	0	0	0	0	0	0	0	0	0	0	0	3	45	35 to 45	100.0	1	33.3
13/11/2021	07:00	0	1	0	1	2	2	2	0	0	0	0	0	0	0	0	0	0	0	0	8	42.5	35 to 45	75.0	4	50.0
13/11/2021	08:00	0	0	1	1	2	2	0	2	0	0	0	0	0	0	0	0	0	0	0	8	47.5	30 to 40	62.5	4	50.0
13/11/2021	09:00	0	2	5	6	6	7	5	1	0	0	0	0	0	0	0	0	0	0	0	32	41	30 to 40	59.4	13	40.6
13/11/2021	10:00	0	1	3	13	11	13	8	2	1	0	0	0	0	0	0	0	0	0	0	52	41.9	30 to 40	71.2	24	46.2
13/11/2021	11:00	5	2	10	24	24	21	9	4	0	0	1	0	0	0	0	0	0	0	0	100	39.8	30 to 40	69.0	35	35.0
13/11/2021	12:00	4	5	7	20	27	34	6	2	0	1	0	0	0	0	0	0	0	0	0	106	39	30 to 40	76.4	43	40.6
13/11/2021	13:00	2	2	8	40	54	29	17	7	1	0	0	0	0	0	0	0	0	0	0	160	40.3	30 to 40	76.9	54	33.8
13/11/2021	14:00	6	4	9	23	50	37	25	5	0	0	0	0	0	0	0	0	0	0	0	159	41.2	35 to 45	70.4	67	42.1
13/11/2021	15:00	1	2	4	26	46	40	20	3	1	0	0	0	0	0	0	0	0	0	0	143	40.8	30 to 40	78.3	64	44.8
13/11/2021	16:00	2	3	7	26	39	27	20	8	1	0	0	0	0	0	0	0	0	0	0	133	42.2	30 to 40	69.2	56	42.1
13/11/2021	17:00	2	2	3	36	40	33	18	8	1	0	0	0	0	0	0	0	0	0	0	143	41.7	30 to 40	76.2	60	42.0
13/11/2021	18:00	0	2	2	36	52	29	22	5	3	2	0	0	0	0	0	0	0	0	0	153	42	30 to 40	76.5	61	39.9
13/11/2021	19:00	0	0	5	33	51	29	11	2	1	1	0	0	0	0	0	0	0	0	0	133	39.1	30 to 40	85.0	44	33.1
13/11/2021	20:00	1	0	7	42	31	19	7	5	0	0	0	0	0	0	0	0	0	0	0	112	38.7	30 to 40	82.1	31	27.7
13/11/2021	21:00	0	1	4	17	31	22	6	5	1	2	0	0	0	0	0	0	0	0	0	89	40.8	30 to 40	78.7	36	40.4
13/11/2021	22:00	1	0	3	12	15	11	7	1	0	1	0	0	0	0	0	0	0	0	0	51	40.7	30 to 40	74.5	20	39.2
13/11/2021	23:00	0	1	2	14	12	5	5	5	0	0	1	0	0	0	0	0	0	0	0	45	44	30 to 40	68.9	16	35.6
24 Hr Summary		26	31	86	412	527	393	207	76	15	7	2	0	0	0	0	0	0	0	0	1782	41	30 to 40	74.7	700	39.3

Incoming Histogram

2022 Jan W & W non flashing

from Tue-Sep-21-2021-03-00-PM to Sun-Nov-14-2021-05-59-AM

Date	Starting Hr:min	<15	15 to <20	20 to <25	25 to <30	30 to <35	35 to <40	40 to <45	45 to <50	50 to <55	55 to <60	60 to <65	65 to <70	70 to <75	75 to <80	80 to <85	85 to <90	90 to <95	95 to <100	100 to >105	Total Counts	85pct Speed	10MPH Pace	% in pace	# of Speeders	% Speeders	
14/11/2021	00:00	0	1	0	7	13	6	9	1	0	0	0	0	0	0	0	0	0	0	0	0	37	42.2	35 to 45	75.7	16	43.2
14/11/2021	01:00	0	1	3	12	9	9	4	2	0	0	0	0	0	0	0	0	0	0	0	0	40	40	30 to 40	75.0	15	37.5
14/11/2021	02:00	0	0	0	2	3	9	5	2	0	0	0	0	0	0	0	0	0	0	0	0	21	44	35 to 45	81.0	16	76.2
14/11/2021	03:00	0	0	0	0	1	4	2	0	1	0	0	0	0	0	0	0	0	0	0	0	8	45	35 to 45	87.5	7	87.5
14/11/2021	04:00	0	0	0	1	1	1	0	0	0	0	0	0	0	0	0	0	0	0	0	0	3	40	30 to 40	100.0	1	33.3
14/11/2021	05:00	0	0	0	0	1	1	0	0	0	0	0	0	0	0	0	0	0	0	0	0	2	40	30 to 40	100.0	1	50.0
14/11/2021	06:00	*	*	*	*	*	*	*	*	*	*	*	*	*	*	*	*	*	*	*	*	*	*	*	*	*	*
14/11/2021	07:00	*	*	*	*	*	*	*	*	*	*	*	*	*	*	*	*	*	*	*	*	*	*	*	*	*	*
14/11/2021	08:00	*	*	*	*	*	*	*	*	*	*	*	*	*	*	*	*	*	*	*	*	*	*	*	*	*	*
14/11/2021	09:00	*	*	*	*	*	*	*	*	*	*	*	*	*	*	*	*	*	*	*	*	*	*	*	*	*	*
14/11/2021	10:00	*	*	*	*	*	*	*	*	*	*	*	*	*	*	*	*	*	*	*	*	*	*	*	*	*	*
14/11/2021	11:00	*	*	*	*	*	*	*	*	*	*	*	*	*	*	*	*	*	*	*	*	*	*	*	*	*	*
14/11/2021	12:00	*	*	*	*	*	*	*	*	*	*	*	*	*	*	*	*	*	*	*	*	*	*	*	*	*	*
14/11/2021	13:00	*	*	*	*	*	*	*	*	*	*	*	*	*	*	*	*	*	*	*	*	*	*	*	*	*	*
14/11/2021	14:00	*	*	*	*	*	*	*	*	*	*	*	*	*	*	*	*	*	*	*	*	*	*	*	*	*	*
14/11/2021	15:00	*	*	*	*	*	*	*	*	*	*	*	*	*	*	*	*	*	*	*	*	*	*	*	*	*	*
14/11/2021	16:00	*	*	*	*	*	*	*	*	*	*	*	*	*	*	*	*	*	*	*	*	*	*	*	*	*	*
14/11/2021	17:00	*	*	*	*	*	*	*	*	*	*	*	*	*	*	*	*	*	*	*	*	*	*	*	*	*	*
14/11/2021	18:00	*	*	*	*	*	*	*	*	*	*	*	*	*	*	*	*	*	*	*	*	*	*	*	*	*	*
14/11/2021	19:00	*	*	*	*	*	*	*	*	*	*	*	*	*	*	*	*	*	*	*	*	*	*	*	*	*	*
14/11/2021	20:00	*	*	*	*	*	*	*	*	*	*	*	*	*	*	*	*	*	*	*	*	*	*	*	*	*	*
14/11/2021	21:00	*	*	*	*	*	*	*	*	*	*	*	*	*	*	*	*	*	*	*	*	*	*	*	*	*	*
14/11/2021	22:00	*	*	*	*	*	*	*	*	*	*	*	*	*	*	*	*	*	*	*	*	*	*	*	*	*	*
14/11/2021	23:00	*	*	*	*	*	*	*	*	*	*	*	*	*	*	*	*	*	*	*	*	*	*	*	*	*	*
24 Hr Summary		0	2	3	22	28	30	20	5	1	0	0	0	0	0	0	0	0	0	0	0	111	42.2	30 to 40	72.1	56	50.5



Incoming: Average Hourly WEEKDAY Speeds for Week of 01/11/2021

Average Hourly WEEKDAY Speeds By Hour (01/11/2021) - Average Hourly WEEKDAY Speeds By Hour (01/11/2021)

85th Percentile Speed By Hour (01/11/2021) - 85th Percentile Speed By Hour (01/11/2021)

Average Hourly WEEKDAY Speeds By Hour (20/09/2021) - Average Hourly WEEKDAY Speeds By Hour (20/09/2021)

85th Percentile Speed By Hour (20/09/2021) - 85th Percentile Speed By Hour (20/09/2021)

Average Hourly WEEKDAY Speeds By Hour (27/09/2021) - Average Hourly WEEKDAY Speeds By Hour (27/09/2021)

85th Percentile Speed By Hour (27/09/2021) - 85th Percentile Speed By Hour (27/09/2021)

Average Hourly WEEKDAY Speeds By Hour (04/10/2021) - Average Hourly WEEKDAY Speeds By Hour (04/10/2021)

85th Percentile Speed By Hour (04/10/2021) - 85th Percentile Speed By Hour (04/10/2021)

Average Hourly WEEKDAY Speeds By Hour (11/10/2021) - Average Hourly WEEKDAY Speeds By Hour (11/10/2021)

85th Percentile Speed By Hour (11/10/2021) - 85th Percentile Speed By Hour (11/10/2021)

Average Hourly WEEKDAY Speeds By Hour (18/10/2021) - Average Hourly WEEKDAY Speeds By Hour (18/10/2021)

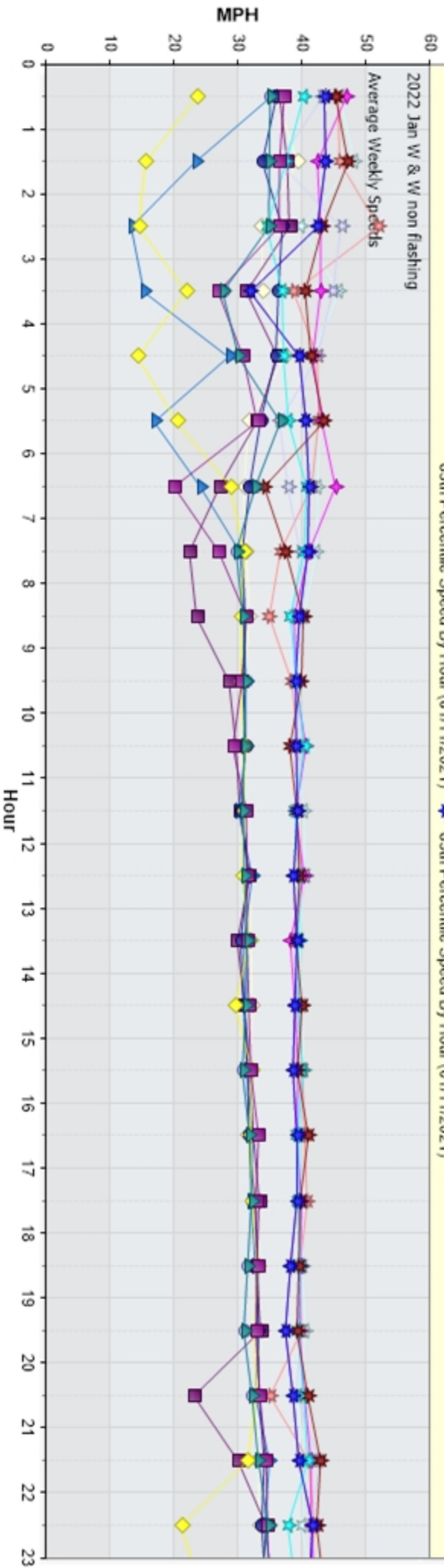
85th Percentile Speed By Hour (18/10/2021) - 85th Percentile Speed By Hour (18/10/2021)


Average Hourly WEEKDAY Speeds By Hour (25/10/2021) - Average Hourly WEEKDAY Speeds By Hour (25/10/2021)

85th Percentile Speed By Hour (25/10/2021) - 85th Percentile Speed By Hour (25/10/2021)

Average Hourly WEEKDAY Speeds By Hour (01/11/2021) - Average Hourly WEEKDAY Speeds By Hour (01/11/2021)

85th Percentile Speed By Hour (01/11/2021) - 85th Percentile Speed By Hour (01/11/2021)





3,000

2022 Jan W & W non flashing
Daily Volumes

2,500

2,000

1,500

1,000

500

0

Monday

Tuesday

Wednesday

Thursday
Day

Friday

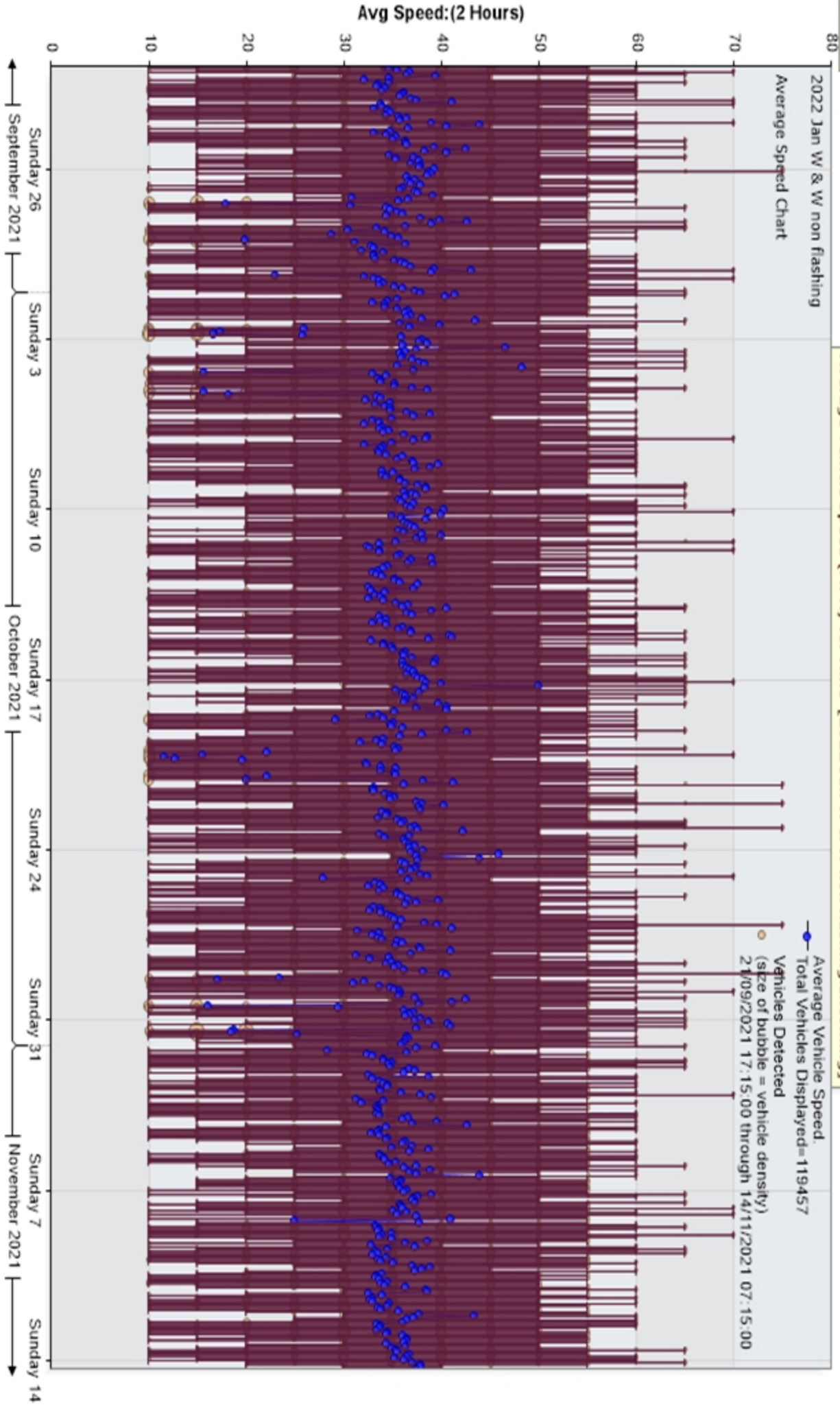
Saturday

Sunday

Vehicles

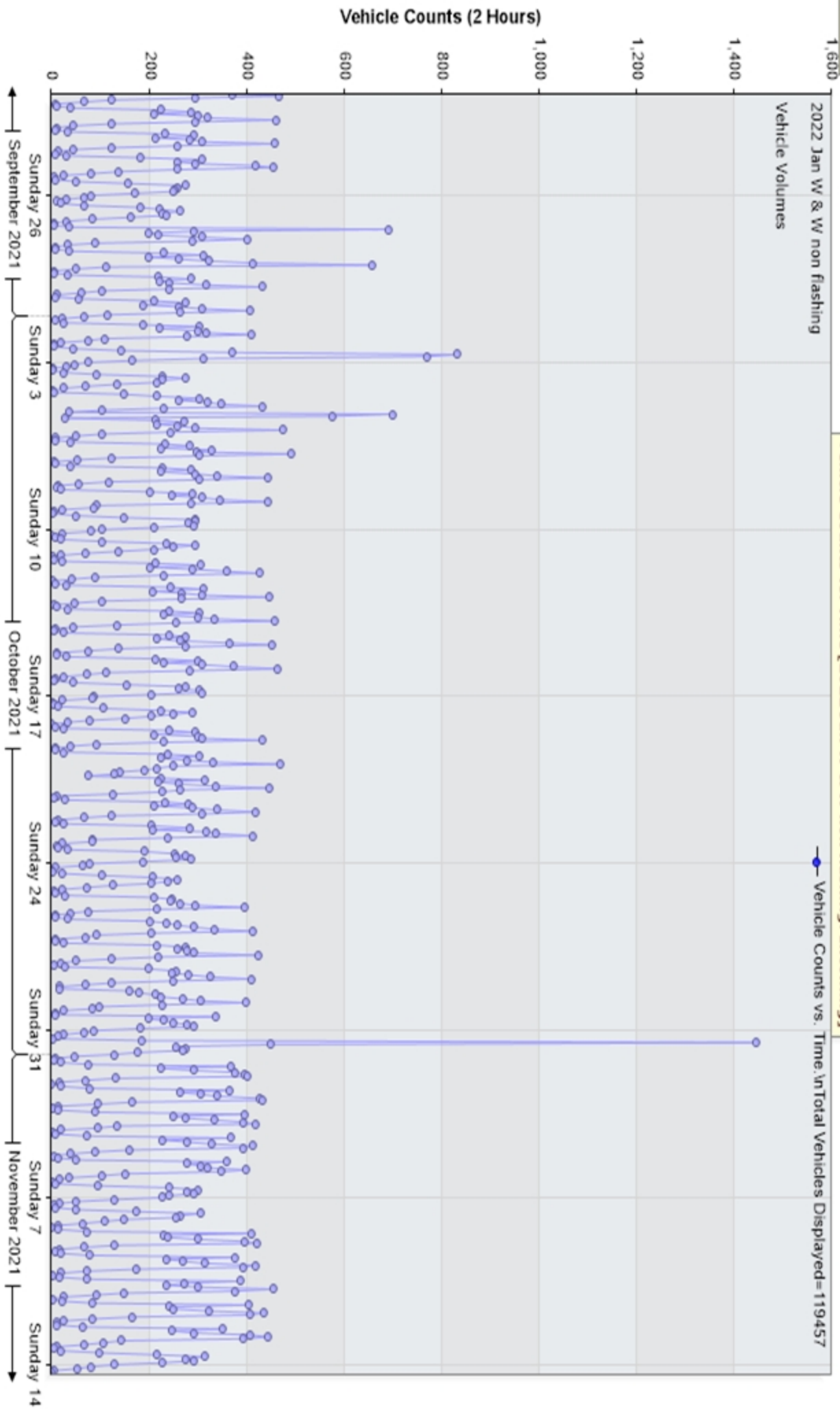
Zoom help

Average Vehicle Speed (MPH) vs. Time [2022 Jan W & W non flashing:Incoming]



Zoom help

Vehicle Counts vs. Time [2022 Jan W & W non flashing]



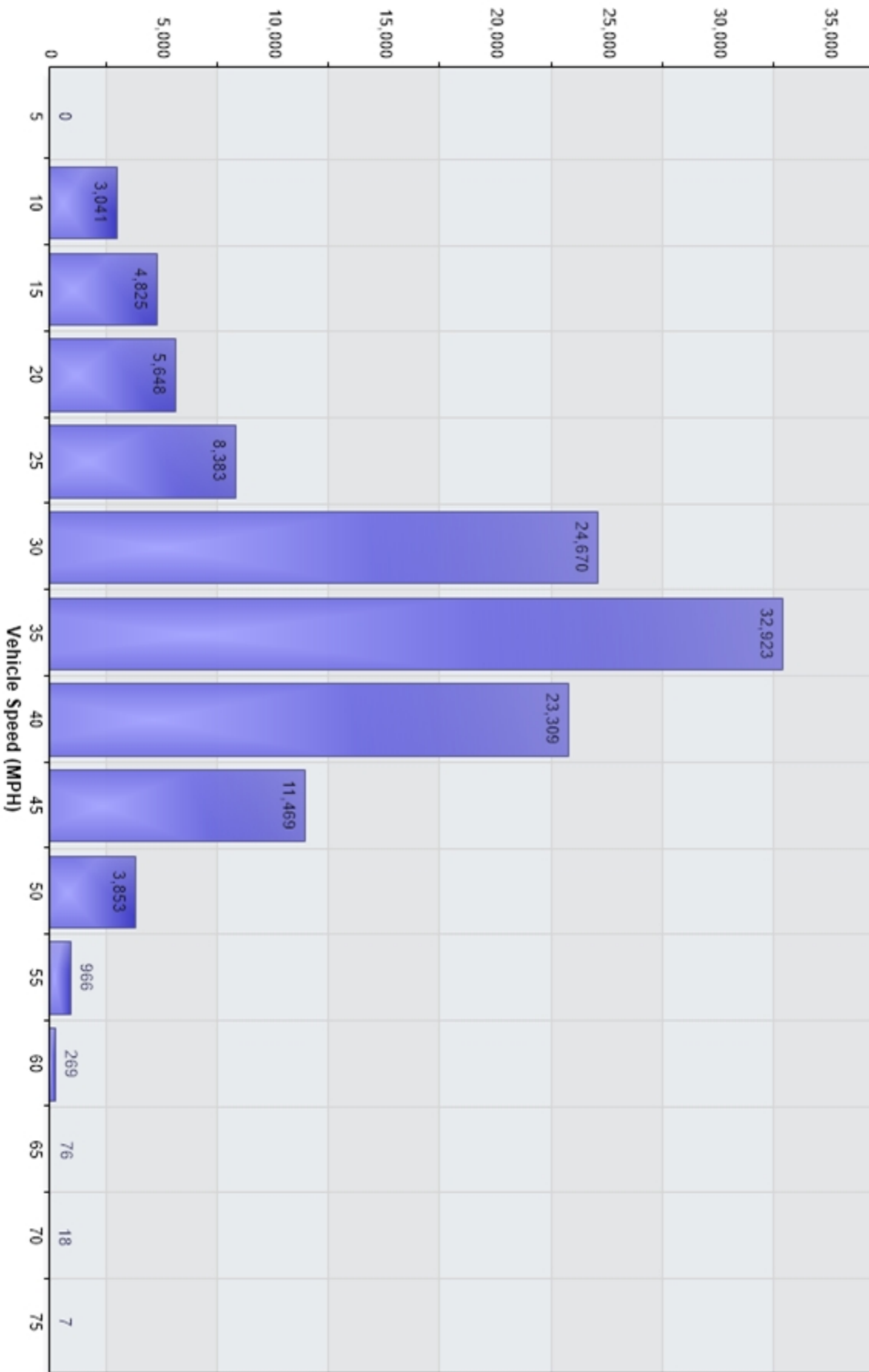
40,000

2022 Jan W & W non flashing

Volume By Speed Histogram

Vehicle Counts Vs. Speed [2022 Jan W & W non flashing: Incoming]

119,457 Counts



Percentile Counts Vs. Speed for [2022 Jan W & W non Flashing: Incoming]

2022 Jan W & W non flashing

85th Pct Speed=39.7 MPH

Vehicles in data=119457

21/09/2021 15:00:00 to 14/11/2021 05:59:59

