

For Project: 2022 Jan Westfield Road flashing
 Project Notes:
 Location/Name: Incoming
 Report Generated: 24/01/2022 12:01
 Speed Intervals: 5 MPH
 Time Intervals: Instant
 Traffic Report From: 21/09/2021 15:00:00 through 14/01/2022 13:59:59
 85th Percentile Speed: 35.3 MPH
 85th Percentile Vehicles: 64279
 Max Speed: 65 MPH on 22/10/2021 23:45:00
 Total Vehicles: 75622
 AADT: 657

Volumes - weekly counts

Time	5 Day	7 Day
Average Daily	1677	1545
AM Peak 09:00	124	99
PM Peak 06:00	182	160

Speed

Speed Limit: 35
 85th Percentile Speed: 35.3
 Average Speed: 29.88

	Monday	Tuesday	Wednesday	Thursday	Friday	Saturday	Sunday
Count over limit	1457	1601	1815	1801	1926	1811	1475
% over limit	14.4	14.0	14.6	14.8	15.5	18.7	20.0
Avg Speeder	38.7	38.4	38.6	38.6	38.7	38.8	39.0

Day/Time Ending	85th pctl (MPH)	85th pctl cnts	Total Cnts	Max Speed	Avg Speeder	% Speeders
21/09/2021 04:00:00 PM	37.4	88	103	45	38.3	24.3%
21/09/2021 05:00:00 PM	34.4	139	164	45	37.8	11.6%
21/09/2021 06:00:00 PM	35.2	153	180	45	38.2	15.6%
21/09/2021 07:00:00 PM	35.3	175	206	45	38.0	16.0%
21/09/2021 08:00:00 PM	34.3	125	147	50	39.1	10.9%
21/09/2021 09:00:00 PM	34.4	96	113	45	38.2	12.4%
21/09/2021 10:00:00 PM	36.2	45	53	50	39.0	18.9%
21/09/2021 11:00:00 PM	36.2	46	54	45	38.5	18.5%
22/09/2021 12:00:00 AM	34.6	36	42	60	42.5	11.9%
22/09/2021 01:00:00 AM	38.3	23	27	50	39.4	29.6%
22/09/2021 02:00:00 AM	36.7	8	10	40	37.5	30.0%
22/09/2021 03:00:00 AM	30.0	1	1	30	0.0	0.0%
22/09/2021 04:00:00 AM	40.0	3	3	40	37.5	66.7%
22/09/2021 05:00:00 AM	20.0	2	2	20	0.0	0.0%
22/09/2021 06:00:00 AM	15.0	3	4	25	0.0	0.0%
22/09/2021 07:00:00 AM	35.0	6	7	45	42.5	14.3%
22/09/2021 08:00:00 AM	39.0	16	19	50	39.6	36.8%
22/09/2021 09:00:00 AM	35.4	92	108	45	38.4	15.7%
22/09/2021 10:00:00 AM	34.8	92	108	45	38.9	13.0%
22/09/2021 11:00:00 AM	36.5	80	94	45	38.0	20.2%
22/09/2021 12:00:00 PM	35.9	68	80	45	38.6	17.5%
22/09/2021 01:00:00 PM	36.4	63	74	45	37.8	20.3%
22/09/2021 02:00:00 PM	34.5	76	90	40	37.5	12.2%
22/09/2021 03:00:00 PM	34.9	112	132	50	38.8	14.4%
22/09/2021 04:00:00 PM	34.7	94	110	45	38.2	12.7%
22/09/2021 05:00:00 PM	34.3	105	123	50	39.4	10.6%
22/09/2021 06:00:00 PM	34.8	133	157	45	38.4	14.0%
22/09/2021 07:00:00 PM	36.7	179	211	50	38.4	21.3%
22/09/2021 08:00:00 PM	36.0	125	147	45	37.7	18.4%
22/09/2021 09:00:00 PM	34.4	99	117	45	38.6	12.0%
22/09/2021 10:00:00 PM	34.7	67	79	40	37.5	12.7%
22/09/2021 11:00:00 PM	34.8	37	44	55	41.7	13.6%
23/09/2021 12:00:00 AM	35.0	20	24	45	38.8	16.7%
23/09/2021 01:00:00 AM	37.5	12	14	45	39.2	21.4%
23/09/2021 02:00:00 AM	40.0	5	6	45	39.2	50.0%
23/09/2021 03:00:00 AM	40.0	3	4	55	45.0	50.0%
23/09/2021 04:00:00 AM	50.0	1	1	50	47.5	100.0%
23/09/2021 05:00:00 AM	35.0	7	8	40	37.5	12.5%
23/09/2021 06:00:00 AM	27.5	3	4	30	0.0	0.0%
23/09/2021 07:00:00 AM	37.5	6	7	40	37.5	28.6%
23/09/2021 08:00:00 AM	38.0	20	23	50	39.2	26.1%
23/09/2021 09:00:00 AM	34.6	78	92	45	38.4	12.0%
23/09/2021 10:00:00 AM	35.8	108	127	45	38.4	17.3%
23/09/2021 11:00:00 AM	34.2	73	86	45	39.2	10.5%
23/09/2021 12:00:00 PM	37.2	61	72	45	38.1	25.0%
23/09/2021 01:00:00 PM	36.4	74	87	45	39.1	18.4%
23/09/2021 02:00:00 PM	34.8	84	99	45	37.9	13.1%
23/09/2021 03:00:00 PM	37.0	91	107	45	38.3	22.4%
23/09/2021 04:00:00 PM	36.8	69	81	45	39.1	19.8%

23/09/2021 05:00:00 PM	33.7	122	144	45	39.8	7.6%
23/09/2021 06:00:00 PM	36.1	150	177	50	38.4	18.6%
23/09/2021 07:00:00 PM	35.3	154	181	40	37.5	16.0%
23/09/2021 08:00:00 PM	34.9	122	143	50	38.3	14.0%
23/09/2021 09:00:00 PM	34.9	93	109	45	38.2	13.8%
23/09/2021 10:00:00 PM	35.0	54	63	45	38.1	14.3%
23/09/2021 11:00:00 PM	36.0	42	50	45	39.7	18.0%
24/09/2021 12:00:00 AM	39.0	29	34	60	41.4	26.5%
24/09/2021 01:00:00 AM	39.0	10	12	45	38.3	50.0%
24/09/2021 02:00:00 AM	41.7	8	10	45	39.6	70.0%
24/09/2021 03:00:00 AM	40.0	3	4	45	40.0	50.0%
24/09/2021 04:00:00 AM	32.5	4	5	35	0.0	0.0%
24/09/2021 05:00:00 AM	35.0	3	3	35	0.0	0.0%
24/09/2021 06:00:00 AM	30.0	3	3	30	0.0	0.0%
24/09/2021 07:00:00 AM	41.7	12	14	45	42.5	21.4%
24/09/2021 08:00:00 AM	33.3	12	14	40	37.5	7.1%
24/09/2021 09:00:00 AM	35.5	71	84	50	38.9	16.7%
24/09/2021 10:00:00 AM	34.9	106	125	45	38.1	14.4%
24/09/2021 11:00:00 AM	37.0	79	93	55	38.4	23.7%
24/09/2021 12:00:00 PM	34.7	88	103	45	38.3	12.6%
24/09/2021 01:00:00 PM	34.3	75	88	45	38.0	11.4%
24/09/2021 02:00:00 PM	34.7	95	112	50	39.2	13.4%
24/09/2021 03:00:00 PM	34.6	99	117	45	38.8	12.8%
24/09/2021 04:00:00 PM	34.7	135	159	45	39.4	13.2%
24/09/2021 05:00:00 PM	34.4	159	187	50	38.0	10.7%
24/09/2021 06:00:00 PM	34.9	144	169	45	38.1	14.2%
24/09/2021 07:00:00 PM	37.3	160	188	50	39.0	22.3%
24/09/2021 08:00:00 PM	36.4	111	131	45	38.5	19.8%
24/09/2021 09:00:00 PM	35.9	72	85	50	39.2	17.6%
24/09/2021 10:00:00 PM	37.2	68	80	50	40.0	20.0%
24/09/2021 11:00:00 PM	34.0	41	48	50	40.0	8.3%
25/09/2021 12:00:00 AM	38.6	43	51	55	40.0	31.4%
25/09/2021 01:00:00 AM	40.0	17	20	50	41.5	25.0%
25/09/2021 02:00:00 AM	40.0	17	20	50	39.7	45.0%
25/09/2021 03:00:00 AM	45.0	8	9	50	44.2	33.3%
25/09/2021 04:00:00 AM	35.0	3	4	40	37.5	25.0%
25/09/2021 05:00:00 AM	40.0	2	2	40	37.5	50.0%
25/09/2021 06:00:00 AM	35.0	3	4	45	42.5	25.0%
25/09/2021 07:00:00 AM	35.0	3	4	40	37.5	25.0%
25/09/2021 08:00:00 AM	40.0	7	8	45	38.8	50.0%
25/09/2021 09:00:00 AM	34.4	20	24	40	37.5	12.5%
25/09/2021 10:00:00 AM	36.7	38	45	50	39.7	20.0%
25/09/2021 11:00:00 AM	35.9	60	71	50	39.0	18.3%
25/09/2021 12:00:00 PM	35.0	86	101	50	38.5	14.9%
25/09/2021 01:00:00 PM	35.0	88	103	45	38.2	14.6%
25/09/2021 02:00:00 PM	35.7	99	117	45	39.0	17.1%
25/09/2021 03:00:00 PM	36.2	83	98	45	38.3	19.4%
25/09/2021 04:00:00 PM	37.4	85	100	50	39.0	24.0%
25/09/2021 05:00:00 PM	36.2	98	115	45	38.5	18.3%
25/09/2021 06:00:00 PM	37.2	82	96	45	38.7	21.9%

25/09/2021 07:00:00 PM	35.6	88	104	45	37.8	17.3%
25/09/2021 08:00:00 PM	36.9	88	103	50	38.6	21.4%
25/09/2021 09:00:00 PM	37.1	57	67	55	41.3	19.4%
25/09/2021 10:00:00 PM	38.8	23	27	45	38.5	37.0%
25/09/2021 11:00:00 PM	40.0	31	37	45	39.4	43.2%
26/09/2021 12:00:00 AM	35.0	20	24	55	42.5	16.7%
26/09/2021 01:00:00 AM	38.8	26	31	45	38.9	35.5%
26/09/2021 02:00:00 AM	38.0	16	19	55	40.0	31.6%
26/09/2021 03:00:00 AM	40.0	14	17	55	43.5	29.4%
26/09/2021 04:00:00 AM	35.0	3	4	40	37.5	25.0%
26/09/2021 05:00:00 AM	35.0	3	3	35	0.0	0.0%
26/09/2021 06:00:00 AM	35.0	4	5	40	37.5	20.0%
26/09/2021 07:00:00 AM	37.5	5	6	40	37.5	33.3%
26/09/2021 08:00:00 AM	40.0	14	17	45	39.6	41.2%
26/09/2021 09:00:00 AM	40.0	29	34	50	39.8	38.2%
26/09/2021 10:00:00 AM	37.0	66	78	50	39.7	20.5%
26/09/2021 11:00:00 AM	38.8	62	73	50	39.5	31.5%
26/09/2021 12:00:00 PM	36.3	76	89	50	38.4	19.1%
26/09/2021 01:00:00 PM	36.6	78	92	45	38.3	20.7%
26/09/2021 02:00:00 PM	36.1	89	105	45	38.0	19.0%
26/09/2021 03:00:00 PM	36.9	103	121	50	38.2	22.3%
26/09/2021 04:00:00 PM	36.0	83	98	50	38.9	18.4%
26/09/2021 05:00:00 PM	35.0	74	87	45	39.0	14.9%
26/09/2021 06:00:00 PM	34.5	67	79	50	39.4	10.1%
26/09/2021 07:00:00 PM	36.4	90	106	45	39.0	18.9%
26/09/2021 08:00:00 PM	36.5	70	82	45	38.4	19.5%
26/09/2021 09:00:00 PM	35.5	60	70	55	38.9	15.7%
26/09/2021 10:00:00 PM	35.0	47	55	50	39.4	14.5%
26/09/2021 11:00:00 PM	38.6	20	23	40	37.5	47.8%
27/09/2021 12:00:00 AM	36.7	12	14	40	37.5	21.4%
27/09/2021 01:00:00 AM	40.0	10	12	45	39.5	41.7%
27/09/2021 02:00:00 AM	35.0	3	3	35	0.0	0.0%
27/09/2021 03:00:00 AM	25.0	2	2	25	0.0	0.0%
27/09/2021 04:00:00 AM	0.0	0	0	0	0.0	0.0%
27/09/2021 05:00:00 AM	20.0	7	8	30	0.0	0.0%
27/09/2021 06:00:00 AM	30.0	8	9	35	0.0	0.0%
27/09/2021 07:00:00 AM	40.0	7	8	45	40.0	25.0%
27/09/2021 08:00:00 AM	34.4	12	14	40	37.5	7.1%
27/09/2021 09:00:00 AM	34.7	71	83	45	38.5	12.0%
27/09/2021 10:00:00 AM	34.1	118	139	40	37.5	8.6%
27/09/2021 11:00:00 AM	36.5	50	59	45	38.3	20.3%
27/09/2021 12:00:00 PM	36.2	52	61	50	39.3	18.0%
27/09/2021 01:00:00 PM	35.6	54	64	45	38.9	17.2%
27/09/2021 02:00:00 PM	36.8	58	68	45	37.8	22.1%
27/09/2021 03:00:00 PM	35.8	71	84	45	38.5	17.9%
27/09/2021 04:00:00 PM	35.3	98	115	45	38.1	15.7%
27/09/2021 05:00:00 PM	36.9	113	133	45	39.4	19.5%
27/09/2021 06:00:00 PM	36.1	131	154	50	38.6	18.2%
27/09/2021 07:00:00 PM	34.3	144	170	45	37.8	10.0%
27/09/2021 08:00:00 PM	34.9	131	154	45	38.0	14.3%

27/09/2021 09:00:00 PM	33.7	86	101	45	38.0	9.9%
27/09/2021 10:00:00 PM	35.8	41	48	55	40.0	16.7%
27/09/2021 11:00:00 PM	40.0	29	34	50	39.8	38.2%
28/09/2021 12:00:00 AM	37.0	18	21	40	37.5	23.8%
28/09/2021 01:00:00 AM	38.0	10	12	40	37.5	41.7%
28/09/2021 02:00:00 AM	40.0	8	9	45	38.8	44.4%
28/09/2021 03:00:00 AM	45.0	2	2	45	40.0	100.0%
28/09/2021 04:00:00 AM	40.0	3	3	40	37.5	66.7%
28/09/2021 05:00:00 AM	20.0	4	5	30	0.0	0.0%
28/09/2021 06:00:00 AM	40.0	2	2	40	37.5	50.0%
28/09/2021 07:00:00 AM	38.3	8	10	45	38.8	40.0%
28/09/2021 08:00:00 AM	37.5	20	24	55	43.5	20.8%
28/09/2021 09:00:00 AM	34.5	81	95	45	38.9	11.6%
28/09/2021 10:00:00 AM	36.5	97	114	45	38.6	19.3%
28/09/2021 11:00:00 AM	36.0	58	68	45	38.3	17.6%
28/09/2021 12:00:00 PM	34.8	64	75	50	39.0	13.3%
28/09/2021 01:00:00 PM	34.8	59	69	45	38.1	13.0%
28/09/2021 02:00:00 PM	34.5	84	99	50	38.8	12.1%
28/09/2021 03:00:00 PM	35.9	66	78	45	38.6	17.9%
28/09/2021 04:00:00 PM	36.8	84	99	45	38.5	21.2%
28/09/2021 05:00:00 PM	35.3	105	123	45	38.0	15.4%
28/09/2021 06:00:00 PM	34.5	128	151	50	38.3	11.9%
28/09/2021 07:00:00 PM	35.0	147	173	45	37.7	15.0%
28/09/2021 08:00:00 PM	34.7	112	132	45	39.2	13.6%
28/09/2021 09:00:00 PM	36.2	60	70	45	39.2	17.1%
28/09/2021 10:00:00 PM	35.0	49	58	45	38.1	15.5%
28/09/2021 11:00:00 PM	37.5	27	32	45	38.8	25.0%
29/09/2021 12:00:00 AM	35.0	26	31	45	38.5	16.1%
29/09/2021 01:00:00 AM	35.0	14	17	45	39.2	17.6%
29/09/2021 02:00:00 AM	37.5	4	5	40	37.5	40.0%
29/09/2021 03:00:00 AM	0.0	0	0	0	0.0	0.0%
29/09/2021 04:00:00 AM	25.0	1	1	25	0.0	0.0%
29/09/2021 05:00:00 AM	20.0	3	3	20	0.0	0.0%
29/09/2021 06:00:00 AM	25.0	4	5	30	0.0	0.0%
29/09/2021 07:00:00 AM	35.0	6	7	40	37.5	14.3%
29/09/2021 08:00:00 AM	34.3	15	18	50	42.5	11.1%
29/09/2021 09:00:00 AM	33.8	88	104	45	38.6	8.7%
29/09/2021 10:00:00 AM	35.3	112	132	45	38.5	15.9%
29/09/2021 11:00:00 AM	36.4	65	76	45	37.8	19.7%
29/09/2021 12:00:00 PM	35.0	67	79	50	38.3	15.2%
29/09/2021 01:00:00 PM	35.6	64	75	60	40.4	16.0%
29/09/2021 02:00:00 PM	36.9	76	90	50	38.5	23.3%
29/09/2021 03:00:00 PM	34.8	69	81	45	38.9	13.6%
29/09/2021 04:00:00 PM	34.7	93	109	50	38.2	12.8%
29/09/2021 05:00:00 PM	34.7	113	133	45	39.0	12.8%
29/09/2021 06:00:00 PM	34.8	139	163	50	39.3	13.5%
29/09/2021 07:00:00 PM	34.9	148	174	50	37.9	14.4%
29/09/2021 08:00:00 PM	34.9	112	132	45	39.1	14.4%
29/09/2021 09:00:00 PM	34.3	74	87	50	39.7	10.3%
29/09/2021 10:00:00 PM	37.1	48	57	50	40.0	21.1%

29/09/2021 11:00:00 PM	37.5	41	48	45	39.5	20.8%
30/09/2021 12:00:00 AM	37.5	31	36	55	40.0	22.2%
30/09/2021 01:00:00 AM	42.0	16	19	45	40.6	42.1%
30/09/2021 02:00:00 AM	40.0	12	14	45	39.2	42.9%
30/09/2021 03:00:00 AM	55.0	1	1	55	52.5	100.0%
30/09/2021 04:00:00 AM	25.0	1	1	25	0.0	0.0%
30/09/2021 05:00:00 AM	25.0	3	4	35	0.0	0.0%
30/09/2021 06:00:00 AM	35.0	4	5	45	42.5	20.0%
30/09/2021 07:00:00 AM	33.3	8	9	35	0.0	0.0%
30/09/2021 08:00:00 AM	34.3	20	24	50	40.8	12.5%
30/09/2021 09:00:00 AM	33.9	77	91	45	38.1	8.8%
30/09/2021 10:00:00 AM	34.4	108	127	45	38.3	10.2%
30/09/2021 11:00:00 AM	37.8	76	89	50	39.1	24.7%
30/09/2021 12:00:00 PM	34.5	54	64	45	38.2	10.9%
30/09/2021 01:00:00 PM	35.6	60	70	45	38.9	15.7%
30/09/2021 02:00:00 PM	35.7	82	97	50	38.7	17.5%
30/09/2021 03:00:00 PM	34.9	76	89	45	37.9	13.5%
30/09/2021 04:00:00 PM	34.8	75	88	45	38.8	13.6%
30/09/2021 05:00:00 PM	34.6	105	124	45	38.1	12.9%
30/09/2021 06:00:00 PM	35.2	136	160	45	38.1	15.6%
30/09/2021 07:00:00 PM	34.2	130	153	45	37.8	9.8%
30/09/2021 08:00:00 PM	34.3	114	134	45	38.7	9.7%
30/09/2021 09:00:00 PM	34.5	74	87	50	39.5	11.5%
30/09/2021 10:00:00 PM	36.2	48	57	45	38.9	19.3%
30/09/2021 11:00:00 PM	35.0	46	54	55	41.9	14.8%
01/10/2021 12:00:00 AM	36.2	31	37	40	37.5	21.6%
01/10/2021 01:00:00 AM	39.4	17	20	45	38.5	50.0%
01/10/2021 02:00:00 AM	38.3	11	13	50	40.0	30.8%
01/10/2021 03:00:00 AM	45.0	3	3	45	42.5	66.7%
01/10/2021 04:00:00 AM	50.0	3	3	50	47.5	33.3%
01/10/2021 05:00:00 AM	32.5	3	4	35	0.0	0.0%
01/10/2021 06:00:00 AM	40.0	3	3	40	37.5	33.3%
01/10/2021 07:00:00 AM	35.0	12	14	45	40.0	14.3%
01/10/2021 08:00:00 AM	37.0	20	23	40	37.5	21.7%
01/10/2021 09:00:00 AM	34.8	76	89	50	39.2	13.5%
01/10/2021 10:00:00 AM	34.6	109	128	45	38.5	11.7%
01/10/2021 11:00:00 AM	34.5	81	95	45	38.4	11.6%
01/10/2021 12:00:00 PM	34.8	75	88	40	37.5	13.6%
01/10/2021 01:00:00 PM	37.1	61	72	45	37.8	25.0%
01/10/2021 02:00:00 PM	35.0	87	102	45	38.8	14.7%
01/10/2021 03:00:00 PM	34.7	106	125	45	38.1	13.6%
01/10/2021 04:00:00 PM	36.6	87	102	50	38.8	19.6%
01/10/2021 05:00:00 PM	34.5	129	152	40	37.5	11.2%
01/10/2021 06:00:00 PM	34.6	141	166	45	39.2	12.7%
01/10/2021 07:00:00 PM	35.7	144	169	50	38.9	16.6%
01/10/2021 08:00:00 PM	36.0	117	138	50	38.9	18.1%
01/10/2021 09:00:00 PM	36.8	97	114	45	38.5	21.1%
01/10/2021 10:00:00 PM	36.1	48	57	50	38.9	19.3%
01/10/2021 11:00:00 PM	35.0	34	40	45	39.2	15.0%
02/10/2021 12:00:00 AM	34.7	32	38	45	38.5	13.2%

02/10/2021 01:00:00 AM	36.0	22	26	40	37.5	19.2%
02/10/2021 02:00:00 AM	38.6	14	16	40	37.5	43.8%
02/10/2021 03:00:00 AM	42.5	4	5	45	40.8	60.0%
02/10/2021 04:00:00 AM	35.0	2	2	35	0.0	0.0%
02/10/2021 05:00:00 AM	40.0	2	2	40	37.5	50.0%
02/10/2021 06:00:00 AM	35.0	3	3	35	0.0	0.0%
02/10/2021 07:00:00 AM	40.0	3	3	40	37.5	33.3%
02/10/2021 08:00:00 AM	35.0	9	11	40	37.5	18.2%
02/10/2021 09:00:00 AM	45.0	16	19	55	42.5	47.4%
02/10/2021 10:00:00 AM	37.5	42	50	45	37.8	30.0%
02/10/2021 11:00:00 AM	36.5	58	68	45	37.9	20.6%
02/10/2021 12:00:00 PM	36.5	59	69	45	38.7	18.8%
02/10/2021 01:00:00 PM	34.2	81	95	45	38.6	9.5%
02/10/2021 02:00:00 PM	34.2	83	98	45	38.5	10.2%
02/10/2021 03:00:00 PM	35.4	73	86	45	37.9	16.3%
02/10/2021 04:00:00 PM	35.6	62	73	45	38.8	16.4%
02/10/2021 05:00:00 PM	37.0	68	80	50	38.6	22.5%
02/10/2021 06:00:00 PM	36.6	72	85	45	38.1	21.2%
02/10/2021 07:00:00 PM	36.9	71	84	50	38.6	22.6%
02/10/2021 08:00:00 PM	35.0	72	85	45	38.7	15.3%
02/10/2021 09:00:00 PM	34.0	59	69	45	38.3	8.7%
02/10/2021 10:00:00 PM	38.0	31	36	45	38.0	30.6%
02/10/2021 11:00:00 PM	38.6	23	27	45	38.6	33.3%
03/10/2021 12:00:00 AM	39.3	19	22	45	38.6	40.9%
03/10/2021 01:00:00 AM	39.0	20	23	45	38.9	30.4%
03/10/2021 02:00:00 AM	36.7	11	13	40	37.5	23.1%
03/10/2021 03:00:00 AM	41.7	16	19	50	40.3	47.4%
03/10/2021 04:00:00 AM	40.0	2	2	40	37.5	50.0%
03/10/2021 05:00:00 AM	35.0	3	3	35	0.0	0.0%
03/10/2021 06:00:00 AM	30.0	1	1	30	0.0	0.0%
03/10/2021 07:00:00 AM	50.0	3	3	50	42.5	66.7%
03/10/2021 08:00:00 AM	35.0	4	5	40	37.5	20.0%
03/10/2021 09:00:00 AM	45.0	11	13	55	44.5	38.5%
03/10/2021 10:00:00 AM	35.0	31	36	40	37.5	13.9%
03/10/2021 11:00:00 AM	36.9	32	38	45	38.1	23.7%
03/10/2021 12:00:00 PM	35.0	54	63	45	38.1	14.3%
03/10/2021 01:00:00 PM	34.9	88	103	45	38.9	13.6%
03/10/2021 02:00:00 PM	35.7	99	117	45	39.0	17.1%
03/10/2021 03:00:00 PM	34.9	92	108	50	39.2	13.9%
03/10/2021 04:00:00 PM	35.4	80	94	50	38.5	16.0%
03/10/2021 05:00:00 PM	36.6	76	90	45	37.8	22.2%
03/10/2021 06:00:00 PM	34.4	85	100	40	37.5	12.0%
03/10/2021 07:00:00 PM	36.4	65	76	45	38.6	18.4%
03/10/2021 08:00:00 PM	36.4	54	64	45	38.3	20.3%
03/10/2021 09:00:00 PM	37.0	49	58	55	39.8	22.4%
03/10/2021 10:00:00 PM	38.3	32	38	45	39.5	26.3%
03/10/2021 11:00:00 PM	40.0	23	27	45	39.3	40.7%
04/10/2021 12:00:00 AM	35.0	13	15	40	37.5	13.3%
04/10/2021 01:00:00 AM	37.5	8	10	45	39.2	30.0%
04/10/2021 02:00:00 AM	40.0	2	2	40	37.5	50.0%

04/10/2021 03:00:00 AM	50.0	1	1	50	47.5	100.0%
04/10/2021 04:00:00 AM	45.0	1	1	45	42.5	100.0%
04/10/2021 05:00:00 AM	20.0	5	6	35	0.0	0.0%
04/10/2021 06:00:00 AM	28.3	4	5	30	0.0	0.0%
04/10/2021 07:00:00 AM	33.8	6	7	35	0.0	0.0%
04/10/2021 08:00:00 AM	34.5	22	26	40	37.5	11.5%
04/10/2021 09:00:00 AM	33.5	76	90	45	38.8	4.4%
04/10/2021 10:00:00 AM	35.0	136	160	45	37.9	15.0%
04/10/2021 11:00:00 AM	37.2	73	86	45	38.5	23.3%
04/10/2021 12:00:00 PM	34.6	67	79	50	39.0	12.7%
04/10/2021 01:00:00 PM	35.0	82	96	50	38.6	14.6%
04/10/2021 02:00:00 PM	34.4	89	105	45	38.3	11.4%
04/10/2021 03:00:00 PM	34.6	106	125	50	39.1	12.8%
04/10/2021 04:00:00 PM	34.7	101	119	45	38.4	13.4%
04/10/2021 05:00:00 PM	34.8	134	158	45	37.7	13.9%
04/10/2021 06:00:00 PM	33.8	143	168	45	38.1	5.4%
04/10/2021 07:00:00 PM	35.0	140	165	45	38.1	15.2%
04/10/2021 08:00:00 PM	35.2	114	134	45	37.7	15.7%
04/10/2021 09:00:00 PM	35.8	66	78	45	37.9	17.9%
04/10/2021 10:00:00 PM	35.0	32	38	45	38.3	15.8%
04/10/2021 11:00:00 PM	34.8	45	53	55	43.2	13.2%
05/10/2021 12:00:00 AM	36.2	20	24	50	39.5	20.8%
05/10/2021 01:00:00 AM	45.0	12	14	50	41.7	42.9%
05/10/2021 02:00:00 AM	45.0	3	3	45	40.0	66.7%
05/10/2021 03:00:00 AM	35.0	1	1	35	0.0	0.0%
05/10/2021 04:00:00 AM	28.8	3	4	30	0.0	0.0%
05/10/2021 05:00:00 AM	32.5	8	10	40	37.5	10.0%
05/10/2021 06:00:00 AM	30.0	7	8	35	0.0	0.0%
05/10/2021 07:00:00 AM	40.0	8	9	45	40.0	22.2%
05/10/2021 08:00:00 AM	37.5	22	26	45	39.2	23.1%
05/10/2021 09:00:00 AM	33.1	83	98	40	37.5	3.1%
05/10/2021 10:00:00 AM	34.9	122	143	45	37.8	14.0%
05/10/2021 11:00:00 AM	35.0	66	78	45	38.8	15.4%
05/10/2021 12:00:00 PM	34.5	75	88	45	39.2	10.2%
05/10/2021 01:00:00 PM	37.4	61	72	45	37.8	27.8%
05/10/2021 02:00:00 PM	34.7	91	107	40	37.5	13.1%
05/10/2021 03:00:00 PM	34.5	77	91	45	39.3	12.1%
05/10/2021 04:00:00 PM	35.5	72	85	45	38.6	16.5%
05/10/2021 05:00:00 PM	34.7	101	119	45	38.1	13.4%
05/10/2021 06:00:00 PM	34.4	145	171	45	38.0	11.7%
05/10/2021 07:00:00 PM	34.9	167	197	45	38.6	14.2%
05/10/2021 08:00:00 PM	35.0	113	133	45	38.8	15.0%
05/10/2021 09:00:00 PM	34.0	80	94	40	37.5	10.6%
05/10/2021 10:00:00 PM	35.7	49	58	50	39.5	17.2%
05/10/2021 11:00:00 PM	35.8	33	39	45	38.2	17.9%
06/10/2021 12:00:00 AM	40.0	24	28	50	39.8	39.3%
06/10/2021 01:00:00 AM	35.0	13	15	40	37.5	13.3%
06/10/2021 02:00:00 AM	40.0	4	5	45	40.0	40.0%
06/10/2021 03:00:00 AM	35.0	5	6	40	37.5	16.7%
06/10/2021 04:00:00 AM	25.0	3	4	30	0.0	0.0%

06/10/2021 05:00:00 AM	32.5	6	7	35	0.0	0.0%
06/10/2021 06:00:00 AM	27.5	4	5	30	0.0	0.0%
06/10/2021 07:00:00 AM	35.0	10	12	45	40.0	16.7%
06/10/2021 08:00:00 AM	38.3	22	26	50	41.7	23.1%
06/10/2021 09:00:00 AM	34.3	92	108	40	37.5	11.1%
06/10/2021 10:00:00 AM	36.1	110	130	45	38.1	19.2%
06/10/2021 11:00:00 AM	36.9	65	76	45	38.4	21.1%
06/10/2021 12:00:00 PM	36.4	75	88	45	39.1	18.2%
06/10/2021 01:00:00 PM	36.2	74	87	50	38.8	18.4%
06/10/2021 02:00:00 PM	35.4	82	96	45	37.8	15.6%
06/10/2021 03:00:00 PM	34.4	112	132	45	38.7	9.8%
06/10/2021 04:00:00 PM	35.8	90	106	45	37.8	17.9%
06/10/2021 05:00:00 PM	36.1	115	135	45	38.1	18.5%
06/10/2021 06:00:00 PM	33.9	159	187	45	37.8	10.2%
06/10/2021 07:00:00 PM	34.9	162	190	50	38.4	14.2%
06/10/2021 08:00:00 PM	35.9	150	176	45	38.1	17.6%
06/10/2021 09:00:00 PM	34.7	88	103	50	39.4	12.6%
06/10/2021 10:00:00 PM	37.9	57	67	50	39.3	25.4%
06/10/2021 11:00:00 PM	39.5	46	54	50	40.1	31.5%
07/10/2021 12:00:00 AM	38.8	31	37	60	40.8	32.4%
07/10/2021 01:00:00 AM	37.5	17	20	50	41.3	20.0%
07/10/2021 02:00:00 AM	32.5	5	6	35	0.0	0.0%
07/10/2021 03:00:00 AM	50.0	1	1	50	47.5	100.0%
07/10/2021 04:00:00 AM	0.0	0	0	0	0.0	0.0%
07/10/2021 05:00:00 AM	20.0	3	4	25	0.0	0.0%
07/10/2021 06:00:00 AM	30.0	8	10	35	0.0	0.0%
07/10/2021 07:00:00 AM	40.0	14	16	50	42.5	18.8%
07/10/2021 08:00:00 AM	34.3	19	22	50	42.5	9.1%
07/10/2021 09:00:00 AM	34.7	87	102	50	39.4	12.7%
07/10/2021 10:00:00 AM	36.2	113	133	40	37.5	19.5%
07/10/2021 11:00:00 AM	36.3	67	79	45	37.8	20.3%
07/10/2021 12:00:00 PM	34.6	59	69	40	37.5	11.6%
07/10/2021 01:00:00 PM	35.9	67	79	45	38.6	17.7%
07/10/2021 02:00:00 PM	35.0	88	103	45	39.5	14.6%
07/10/2021 03:00:00 PM	36.8	82	96	45	38.0	21.9%
07/10/2021 04:00:00 PM	34.6	90	106	50	39.8	12.3%
07/10/2021 05:00:00 PM	34.2	127	149	45	37.8	10.7%
07/10/2021 06:00:00 PM	35.0	154	181	50	38.4	14.9%
07/10/2021 07:00:00 PM	34.3	162	190	45	38.0	10.0%
07/10/2021 08:00:00 PM	34.5	133	156	45	37.8	11.5%
07/10/2021 09:00:00 PM	34.8	90	106	45	38.8	14.2%
07/10/2021 10:00:00 PM	38.6	48	56	45	38.2	37.5%
07/10/2021 11:00:00 PM	37.1	37	43	45	38.6	20.9%
08/10/2021 12:00:00 AM	38.6	30	35	45	39.0	28.6%
08/10/2021 01:00:00 AM	37.5	20	23	45	38.5	21.7%
08/10/2021 02:00:00 AM	35.0	7	8	40	37.5	12.5%
08/10/2021 03:00:00 AM	40.0	5	6	50	40.8	50.0%
08/10/2021 04:00:00 AM	50.0	1	1	50	47.5	100.0%
08/10/2021 05:00:00 AM	35.0	6	7	40	37.5	14.3%
08/10/2021 06:00:00 AM	40.0	3	3	40	37.5	33.3%

08/10/2021 07:00:00 AM	34.0	9	11	45	42.5	9.1%
08/10/2021 08:00:00 AM	40.0	18	21	45	40.5	23.8%
08/10/2021 09:00:00 AM	34.2	79	93	45	38.0	10.8%
08/10/2021 10:00:00 AM	34.8	99	117	40	37.5	13.7%
08/10/2021 11:00:00 AM	37.0	79	93	50	39.0	21.5%
08/10/2021 12:00:00 PM	34.6	68	80	45	38.5	12.5%
08/10/2021 01:00:00 PM	35.8	84	99	45	38.7	17.2%
08/10/2021 02:00:00 PM	36.1	85	100	45	38.6	18.0%
08/10/2021 03:00:00 PM	33.8	107	126	45	38.4	8.7%
08/10/2021 04:00:00 PM	35.0	103	121	45	38.6	14.9%
08/10/2021 05:00:00 PM	36.2	122	144	50	38.4	19.4%
08/10/2021 06:00:00 PM	34.3	131	154	50	38.4	10.4%
08/10/2021 07:00:00 PM	34.7	152	179	45	38.3	13.4%
08/10/2021 08:00:00 PM	36.0	137	161	50	38.9	17.4%
08/10/2021 09:00:00 PM	34.6	93	109	45	38.3	11.9%
08/10/2021 10:00:00 PM	37.8	41	48	45	38.8	25.0%
08/10/2021 11:00:00 PM	34.6	30	35	45	38.8	11.4%
09/10/2021 12:00:00 AM	39.2	32	38	60	42.0	28.9%
09/10/2021 01:00:00 AM	35.0	30	35	45	39.5	14.3%
09/10/2021 02:00:00 AM	35.0	14	17	45	39.2	17.6%
09/10/2021 03:00:00 AM	40.0	5	6	45	38.8	66.7%
09/10/2021 04:00:00 AM	33.8	4	5	35	0.0	0.0%
09/10/2021 05:00:00 AM	30.0	1	1	30	0.0	0.0%
09/10/2021 06:00:00 AM	40.0	2	2	40	37.5	50.0%
09/10/2021 07:00:00 AM	35.0	2	2	35	0.0	0.0%
09/10/2021 08:00:00 AM	35.0	7	8	45	42.5	12.5%
09/10/2021 09:00:00 AM	37.9	20	23	40	37.5	30.4%
09/10/2021 10:00:00 AM	36.7	44	52	45	38.4	21.2%
09/10/2021 11:00:00 AM	35.5	54	64	40	37.5	17.2%
09/10/2021 12:00:00 PM	35.6	89	105	45	38.1	17.1%
09/10/2021 01:00:00 PM	34.7	110	129	45	38.7	13.2%
09/10/2021 02:00:00 PM	34.0	112	132	45	39.2	9.1%
09/10/2021 03:00:00 PM	35.6	104	122	45	38.0	16.4%
09/10/2021 04:00:00 PM	36.5	93	109	45	38.5	19.3%
09/10/2021 05:00:00 PM	37.5	111	131	50	39.3	23.7%
09/10/2021 06:00:00 PM	35.6	104	122	45	38.5	16.4%
09/10/2021 07:00:00 PM	34.5	113	133	45	38.6	10.5%
09/10/2021 08:00:00 PM	36.8	92	108	50	38.6	21.3%
09/10/2021 09:00:00 PM	34.8	62	73	45	38.0	13.7%
09/10/2021 10:00:00 PM	39.5	43	51	50	40.1	33.3%
09/10/2021 11:00:00 PM	38.8	33	39	50	40.8	23.1%
10/10/2021 12:00:00 AM	38.1	31	37	45	38.9	29.7%
10/10/2021 01:00:00 AM	38.3	34	40	45	40.6	20.0%
10/10/2021 02:00:00 AM	45.0	10	12	60	47.5	33.3%
10/10/2021 03:00:00 AM	37.5	10	12	50	40.8	25.0%
10/10/2021 04:00:00 AM	0.0	0	0	0	0.0	0.0%
10/10/2021 05:00:00 AM	0.0	0	0	0	0.0	0.0%
10/10/2021 06:00:00 AM	25.0	1	1	25	0.0	0.0%
10/10/2021 07:00:00 AM	40.0	4	5	45	40.0	40.0%
10/10/2021 08:00:00 AM	40.0	5	6	50	40.8	50.0%

10/10/2021 09:00:00 AM	35.0	3	4	40	37.5	25.0%
10/10/2021 10:00:00 AM	37.2	35	41	50	38.5	24.4%
10/10/2021 11:00:00 AM	36.2	40	47	45	38.1	19.1%
10/10/2021 12:00:00 PM	34.6	60	71	45	38.6	12.7%
10/10/2021 01:00:00 PM	36.7	102	120	45	37.9	21.7%
10/10/2021 02:00:00 PM	34.5	102	120	40	37.5	11.7%
10/10/2021 03:00:00 PM	35.7	110	129	45	38.9	16.3%
10/10/2021 04:00:00 PM	37.4	91	107	45	38.5	24.3%
10/10/2021 05:00:00 PM	37.0	92	108	45	38.1	23.1%
10/10/2021 06:00:00 PM	35.0	71	84	50	39.0	15.5%
10/10/2021 07:00:00 PM	36.1	69	81	45	37.8	18.5%
10/10/2021 08:00:00 PM	36.2	76	89	45	38.4	18.0%
10/10/2021 09:00:00 PM	37.0	32	38	45	39.4	21.1%
10/10/2021 10:00:00 PM	36.4	35	41	45	38.1	19.5%
10/10/2021 11:00:00 PM	41.7	17	20	50	42.5	25.0%
11/10/2021 12:00:00 AM	38.3	12	14	45	38.8	28.6%
11/10/2021 01:00:00 AM	40.0	10	12	45	39.5	41.7%
11/10/2021 02:00:00 AM	40.0	2	2	40	37.5	50.0%
11/10/2021 03:00:00 AM	40.0	1	1	40	37.5	100.0%
11/10/2021 04:00:00 AM	35.0	2	2	35	0.0	0.0%
11/10/2021 05:00:00 AM	20.0	3	4	35	0.0	0.0%
11/10/2021 06:00:00 AM	28.3	8	9	30	0.0	0.0%
11/10/2021 07:00:00 AM	35.0	4	5	50	47.5	20.0%
11/10/2021 08:00:00 AM	33.3	15	18	60	57.5	5.6%
11/10/2021 09:00:00 AM	35.8	94	110	50	38.0	17.3%
11/10/2021 10:00:00 AM	35.8	122	143	45	38.3	16.8%
11/10/2021 11:00:00 AM	34.5	74	87	45	38.0	11.5%
11/10/2021 12:00:00 PM	34.6	62	73	50	39.2	12.3%
11/10/2021 01:00:00 PM	34.8	65	77	50	38.9	14.3%
11/10/2021 02:00:00 PM	34.6	99	116	60	40.0	12.1%
11/10/2021 03:00:00 PM	34.7	97	114	50	38.5	13.2%
11/10/2021 04:00:00 PM	35.3	98	115	45	38.1	15.7%
11/10/2021 05:00:00 PM	35.5	121	142	45	38.4	16.2%
11/10/2021 06:00:00 PM	34.5	148	174	45	38.2	12.1%
11/10/2021 07:00:00 PM	35.2	150	177	45	38.4	15.8%
11/10/2021 08:00:00 PM	34.9	121	142	45	37.8	14.1%
11/10/2021 09:00:00 PM	36.7	68	80	45	38.8	20.0%
11/10/2021 10:00:00 PM	35.0	48	56	45	39.4	14.3%
11/10/2021 11:00:00 PM	40.0	33	39	50	40.8	30.8%
12/10/2021 12:00:00 AM	36.2	31	37	50	41.1	18.9%
12/10/2021 01:00:00 AM	40.0	9	11	45	39.2	54.5%
12/10/2021 02:00:00 AM	35.0	1	1	35	0.0	0.0%
12/10/2021 03:00:00 AM	40.0	1	1	40	37.5	100.0%
12/10/2021 04:00:00 AM	45.0	2	2	45	40.0	100.0%
12/10/2021 05:00:00 AM	25.0	4	5	40	37.5	20.0%
12/10/2021 06:00:00 AM	15.0	3	4	30	0.0	0.0%
12/10/2021 07:00:00 AM	35.0	6	7	50	47.5	14.3%
12/10/2021 08:00:00 AM	37.0	26	31	50	39.6	22.6%
12/10/2021 09:00:00 AM	34.5	86	101	45	37.9	11.9%
12/10/2021 10:00:00 AM	34.5	134	158	45	38.3	12.0%

12/10/2021 11:00:00 AM	35.8	66	78	45	38.2	17.9%
12/10/2021 12:00:00 PM	35.0	63	74	45	38.9	14.9%
12/10/2021 01:00:00 PM	36.4	65	76	45	38.6	18.4%
12/10/2021 02:00:00 PM	34.0	96	113	45	38.8	10.6%
12/10/2021 03:00:00 PM	35.0	79	93	45	37.9	15.1%
12/10/2021 04:00:00 PM	35.0	92	108	45	38.1	14.8%
12/10/2021 05:00:00 PM	34.0	128	151	45	38.2	9.3%
12/10/2021 06:00:00 PM	34.4	158	186	45	38.4	12.4%
12/10/2021 07:00:00 PM	34.1	153	180	45	38.7	9.4%
12/10/2021 08:00:00 PM	34.7	132	155	45	38.0	12.9%
12/10/2021 09:00:00 PM	35.0	87	102	50	38.2	14.7%
12/10/2021 10:00:00 PM	33.8	50	59	45	40.0	6.8%
12/10/2021 11:00:00 PM	36.0	34	40	50	40.4	17.5%
13/10/2021 12:00:00 AM	37.5	24	28	45	39.2	21.4%
13/10/2021 01:00:00 AM	38.3	21	25	45	38.0	40.0%
13/10/2021 02:00:00 AM	30.0	5	6	35	0.0	0.0%
13/10/2021 03:00:00 AM	40.0	1	1	40	37.5	100.0%
13/10/2021 04:00:00 AM	35.0	3	4	40	37.5	25.0%
13/10/2021 05:00:00 AM	35.0	6	7	40	37.5	14.3%
13/10/2021 06:00:00 AM	20.0	4	5	30	0.0	0.0%
13/10/2021 07:00:00 AM	45.0	5	6	50	45.0	33.3%
13/10/2021 08:00:00 AM	34.4	17	20	40	37.5	10.0%
13/10/2021 09:00:00 AM	34.6	98	115	45	37.9	12.2%
13/10/2021 10:00:00 AM	34.2	126	148	45	38.6	9.5%
13/10/2021 11:00:00 AM	36.6	76	90	50	38.6	21.1%
13/10/2021 12:00:00 PM	35.0	66	78	45	38.3	15.4%
13/10/2021 01:00:00 PM	37.8	73	86	50	39.1	25.6%
13/10/2021 02:00:00 PM	34.0	96	113	45	38.1	8.0%
13/10/2021 03:00:00 PM	33.9	91	107	40	37.5	8.4%
13/10/2021 04:00:00 PM	34.3	98	115	40	37.5	10.4%
13/10/2021 05:00:00 PM	34.8	116	136	45	38.3	13.2%
13/10/2021 06:00:00 PM	34.5	164	193	50	38.6	11.9%
13/10/2021 07:00:00 PM	34.9	163	192	45	38.1	14.1%
13/10/2021 08:00:00 PM	34.4	142	167	45	39.0	10.2%
13/10/2021 09:00:00 PM	36.1	82	97	50	38.9	18.6%
13/10/2021 10:00:00 PM	40.8	48	56	55	43.4	19.6%
13/10/2021 11:00:00 PM	34.0	43	51	45	38.3	11.8%
14/10/2021 12:00:00 AM	37.5	26	30	50	38.9	23.3%
14/10/2021 01:00:00 AM	45.0	14	16	55	42.5	37.5%
14/10/2021 02:00:00 AM	40.0	7	8	45	40.0	25.0%
14/10/2021 03:00:00 AM	40.0	2	2	40	37.5	50.0%
14/10/2021 04:00:00 AM	30.0	1	1	30	0.0	0.0%
14/10/2021 05:00:00 AM	20.0	5	6	30	0.0	0.0%
14/10/2021 06:00:00 AM	20.0	4	5	35	0.0	0.0%
14/10/2021 07:00:00 AM	35.0	7	8	45	42.5	12.5%
14/10/2021 08:00:00 AM	37.5	23	27	40	37.5	29.6%
14/10/2021 09:00:00 AM	34.6	92	108	55	38.9	13.0%
14/10/2021 10:00:00 AM	34.7	116	137	45	38.3	13.1%
14/10/2021 11:00:00 AM	36.8	76	90	45	37.7	23.3%
14/10/2021 12:00:00 PM	34.6	61	72	45	39.2	12.5%

14/10/2021 01:00:00 PM	35.0	77	91	40	37.5	15.4%
14/10/2021 02:00:00 PM	34.1	69	81	40	37.5	8.6%
14/10/2021 03:00:00 PM	34.4	81	95	45	38.0	11.6%
14/10/2021 04:00:00 PM	36.9	99	116	50	39.0	20.7%
14/10/2021 05:00:00 PM	34.5	145	171	45	38.3	11.7%
14/10/2021 06:00:00 PM	34.1	142	167	50	38.8	9.0%
14/10/2021 07:00:00 PM	34.7	173	204	50	39.0	13.2%
14/10/2021 08:00:00 PM	34.8	132	155	50	38.0	13.5%
14/10/2021 09:00:00 PM	34.7	77	91	50	40.0	13.2%
14/10/2021 10:00:00 PM	37.1	53	62	45	38.2	22.6%
14/10/2021 11:00:00 PM	36.1	49	58	45	38.4	19.0%
15/10/2021 12:00:00 AM	36.0	27	32	55	40.0	18.8%
15/10/2021 01:00:00 AM	36.0	32	38	45	38.9	18.4%
15/10/2021 02:00:00 AM	40.0	6	7	45	40.0	28.6%
15/10/2021 03:00:00 AM	50.0	3	3	50	47.5	33.3%
15/10/2021 04:00:00 AM	40.0	3	3	40	37.5	66.7%
15/10/2021 05:00:00 AM	25.0	5	6	40	37.5	16.7%
15/10/2021 06:00:00 AM	35.0	4	5	40	37.5	20.0%
15/10/2021 07:00:00 AM	40.0	9	11	50	41.3	36.4%
15/10/2021 08:00:00 AM	35.0	15	18	40	37.5	16.7%
15/10/2021 09:00:00 AM	34.1	92	108	40	37.5	9.3%
15/10/2021 10:00:00 AM	34.7	112	132	45	38.7	12.9%
15/10/2021 11:00:00 AM	35.5	94	111	40	37.5	17.1%
15/10/2021 12:00:00 PM	35.3	81	95	40	37.5	15.8%
15/10/2021 01:00:00 PM	36.2	79	93	45	37.8	19.4%
15/10/2021 02:00:00 PM	35.9	92	108	45	38.3	17.6%
15/10/2021 03:00:00 PM	35.3	105	123	45	38.6	15.4%
15/10/2021 04:00:00 PM	34.4	100	118	45	37.9	11.0%
15/10/2021 05:00:00 PM	34.7	141	166	45	38.6	13.3%
15/10/2021 06:00:00 PM	34.5	156	184	50	39.1	12.0%
15/10/2021 07:00:00 PM	35.4	169	199	50	38.8	16.1%
15/10/2021 08:00:00 PM	34.4	142	167	45	38.0	11.4%
15/10/2021 09:00:00 PM	36.9	87	102	50	39.5	19.6%
15/10/2021 10:00:00 PM	35.0	48	56	50	39.4	14.3%
15/10/2021 11:00:00 PM	37.0	26	30	45	38.3	20.0%
16/10/2021 12:00:00 AM	36.9	31	36	40	37.5	22.2%
16/10/2021 01:00:00 AM	35.0	21	25	45	38.8	16.0%
16/10/2021 02:00:00 AM	40.0	18	21	45	39.4	38.1%
16/10/2021 03:00:00 AM	45.0	5	6	50	44.2	50.0%
16/10/2021 04:00:00 AM	30.0	3	4	35	0.0	0.0%
16/10/2021 05:00:00 AM	30.0	1	1	30	0.0	0.0%
16/10/2021 06:00:00 AM	45.0	2	2	45	42.5	50.0%
16/10/2021 07:00:00 AM	40.0	3	3	40	37.5	33.3%
16/10/2021 08:00:00 AM	40.0	4	5	60	44.2	60.0%
16/10/2021 09:00:00 AM	37.5	16	19	40	37.5	31.6%
16/10/2021 10:00:00 AM	37.5	33	39	40	37.5	30.8%
16/10/2021 11:00:00 AM	37.7	50	59	45	38.8	25.4%
16/10/2021 12:00:00 PM	37.0	73	86	45	38.6	22.1%
16/10/2021 01:00:00 PM	34.5	96	113	45	38.7	11.5%
16/10/2021 02:00:00 PM	34.8	106	125	45	37.8	13.6%

16/10/2021 03:00:00 PM	37.2	102	120	45	38.2	24.2%
16/10/2021 04:00:00 PM	36.5	100	118	45	37.9	21.2%
16/10/2021 05:00:00 PM	36.7	105	124	45	38.5	21.0%
16/10/2021 06:00:00 PM	35.0	93	109	50	39.1	14.7%
16/10/2021 07:00:00 PM	37.6	115	135	50	39.1	23.7%
16/10/2021 08:00:00 PM	35.8	88	103	45	39.0	16.5%
16/10/2021 09:00:00 PM	37.3	83	98	50	39.9	21.4%
16/10/2021 10:00:00 PM	37.5	34	40	45	39.2	22.5%
16/10/2021 11:00:00 PM	35.0	29	34	55	43.5	14.7%
17/10/2021 12:00:00 AM	37.5	33	39	50	39.7	23.1%
17/10/2021 01:00:00 AM	41.2	31	36	55	42.5	25.0%
17/10/2021 02:00:00 AM	40.0	17	20	45	39.6	35.0%
17/10/2021 03:00:00 AM	40.0	7	8	45	40.0	25.0%
17/10/2021 04:00:00 AM	45.0	3	4	55	47.5	50.0%
17/10/2021 05:00:00 AM	0.0	0	0	0	0.0	0.0%
17/10/2021 06:00:00 AM	35.0	3	3	35	0.0	0.0%
17/10/2021 07:00:00 AM	45.0	1	1	45	42.5	100.0%
17/10/2021 08:00:00 AM	35.0	3	4	55	52.5	25.0%
17/10/2021 09:00:00 AM	35.0	4	5	45	42.5	20.0%
17/10/2021 10:00:00 AM	31.7	17	20	40	37.5	5.0%
17/10/2021 11:00:00 AM	37.1	48	56	45	39.3	19.6%
17/10/2021 12:00:00 PM	34.6	65	77	50	39.5	13.0%
17/10/2021 01:00:00 PM	35.7	91	107	55	39.2	16.8%
17/10/2021 02:00:00 PM	35.9	90	106	45	38.0	17.9%
17/10/2021 03:00:00 PM	35.3	113	133	45	38.5	15.8%
17/10/2021 04:00:00 PM	37.5	82	97	50	39.0	24.7%
17/10/2021 05:00:00 PM	34.8	95	112	50	39.2	13.4%
17/10/2021 06:00:00 PM	36.9	65	77	50	39.0	22.1%
17/10/2021 07:00:00 PM	34.2	78	92	45	38.0	10.9%
17/10/2021 08:00:00 PM	35.0	66	78	45	39.2	15.4%
17/10/2021 09:00:00 PM	39.4	45	53	45	39.8	28.3%
17/10/2021 10:00:00 PM	36.7	42	49	45	39.2	18.4%
17/10/2021 11:00:00 PM	36.7	27	32	55	39.6	21.9%
18/10/2021 12:00:00 AM	41.2	19	22	45	39.3	50.0%
18/10/2021 01:00:00 AM	40.0	8	10	45	40.8	30.0%
18/10/2021 02:00:00 AM	40.0	2	2	40	37.5	50.0%
18/10/2021 03:00:00 AM	30.0	1	1	30	0.0	0.0%
18/10/2021 04:00:00 AM	0.0	0	0	0	0.0	0.0%
18/10/2021 05:00:00 AM	15.0	2	2	15	0.0	0.0%
18/10/2021 06:00:00 AM	32.5	8	9	35	0.0	0.0%
18/10/2021 07:00:00 AM	35.0	7	8	40	37.5	12.5%
18/10/2021 08:00:00 AM	36.2	23	27	55	40.5	18.5%
18/10/2021 09:00:00 AM	33.9	93	109	50	38.8	7.3%
18/10/2021 10:00:00 AM	35.5	119	140	45	38.4	16.4%
18/10/2021 11:00:00 AM	36.0	63	74	45	38.7	17.6%
18/10/2021 12:00:00 PM	35.4	73	86	45	37.9	16.3%
18/10/2021 01:00:00 PM	35.0	61	72	45	38.0	15.3%
18/10/2021 02:00:00 PM	36.9	71	84	50	39.2	21.4%
18/10/2021 03:00:00 PM	34.5	95	112	45	38.7	11.6%
18/10/2021 04:00:00 PM	34.7	95	112	45	37.8	13.4%

18/10/2021 05:00:00 PM	35.0	128	151	45	38.8	15.2%
18/10/2021 06:00:00 PM	34.1	135	159	45	38.2	9.4%
18/10/2021 07:00:00 PM	34.3	145	171	45	37.8	9.4%
18/10/2021 08:00:00 PM	34.1	127	149	40	37.5	9.4%
18/10/2021 09:00:00 PM	36.7	60	70	50	38.6	20.0%
18/10/2021 10:00:00 PM	36.2	33	39	50	40.4	17.9%
18/10/2021 11:00:00 PM	36.2	34	40	45	39.6	17.5%
19/10/2021 12:00:00 AM	39.4	20	24	50	39.2	50.0%
19/10/2021 01:00:00 AM	40.0	13	15	45	39.5	33.3%
19/10/2021 02:00:00 AM	40.0	7	8	45	38.8	50.0%
19/10/2021 03:00:00 AM	40.0	3	3	40	37.5	33.3%
19/10/2021 04:00:00 AM	0.0	0	0	0	0.0	0.0%
19/10/2021 05:00:00 AM	20.0	7	8	30	0.0	0.0%
19/10/2021 06:00:00 AM	30.0	6	7	35	0.0	0.0%
19/10/2021 07:00:00 AM	40.0	7	8	45	38.8	50.0%
19/10/2021 08:00:00 AM	34.1	27	32	50	40.8	9.4%
19/10/2021 09:00:00 AM	33.9	94	111	45	39.7	8.1%
19/10/2021 10:00:00 AM	34.8	107	126	45	38.4	13.5%
19/10/2021 11:00:00 AM	36.3	82	97	45	37.8	20.6%
19/10/2021 12:00:00 PM	34.3	67	79	40	37.5	11.4%
19/10/2021 01:00:00 PM	34.7	74	87	40	37.5	13.8%
19/10/2021 02:00:00 PM	35.0	85	100	45	39.2	15.0%
19/10/2021 03:00:00 PM	36.8	90	106	45	38.6	20.8%
19/10/2021 04:00:00 PM	34.7	85	100	40	37.5	13.0%
19/10/2021 05:00:00 PM	34.2	113	133	50	38.8	9.0%
19/10/2021 06:00:00 PM	34.2	162	190	45	38.2	11.6%
19/10/2021 07:00:00 PM	35.0	173	203	45	37.8	14.8%
19/10/2021 08:00:00 PM	35.3	116	136	45	38.5	15.4%
19/10/2021 09:00:00 PM	34.9	74	87	45	37.9	13.8%
19/10/2021 10:00:00 PM	34.7	51	60	40	37.5	13.3%
19/10/2021 11:00:00 PM	34.1	40	47	40	37.5	8.5%
20/10/2021 12:00:00 AM	34.1	33	39	40	37.5	10.3%
20/10/2021 01:00:00 AM	35.0	12	14	50	42.5	14.3%
20/10/2021 02:00:00 AM	37.5	5	6	40	37.5	33.3%
20/10/2021 03:00:00 AM	30.0	3	4	35	0.0	0.0%
20/10/2021 04:00:00 AM	30.0	3	4	35	0.0	0.0%
20/10/2021 05:00:00 AM	17.5	3	4	20	0.0	0.0%
20/10/2021 06:00:00 AM	20.0	8	9	35	0.0	0.0%
20/10/2021 07:00:00 AM	40.0	8	10	45	40.8	30.0%
20/10/2021 08:00:00 AM	35.0	24	28	45	38.8	14.3%
20/10/2021 09:00:00 AM	33.1	98	115	40	37.5	4.3%
20/10/2021 10:00:00 AM	34.4	114	134	40	37.5	10.4%
20/10/2021 11:00:00 AM	35.5	68	80	50	39.0	16.3%
20/10/2021 12:00:00 PM	36.3	80	94	45	38.3	19.1%
20/10/2021 01:00:00 PM	36.5	61	72	45	38.9	19.4%
20/10/2021 02:00:00 PM	34.4	82	97	45	39.3	11.3%
20/10/2021 03:00:00 PM	34.4	110	129	55	39.5	11.6%
20/10/2021 04:00:00 PM	35.4	86	101	50	38.4	15.8%
20/10/2021 05:00:00 PM	34.5	121	142	45	38.1	12.7%
20/10/2021 06:00:00 PM	34.7	150	176	45	39.0	13.1%

20/10/2021 07:00:00 PM	34.5	162	190	50	38.7	11.1%
20/10/2021 08:00:00 PM	34.1	125	147	45	38.5	10.2%
20/10/2021 09:00:00 PM	35.4	75	88	45	38.2	15.9%
20/10/2021 10:00:00 PM	36.7	50	59	45	38.8	20.3%
20/10/2021 11:00:00 PM	38.0	29	34	45	39.4	23.5%
21/10/2021 12:00:00 AM	36.4	37	44	45	38.6	20.5%
21/10/2021 01:00:00 AM	33.3	12	14	35	0.0	0.0%
21/10/2021 02:00:00 AM	40.0	11	13	45	40.8	23.1%
21/10/2021 03:00:00 AM	40.0	5	6	50	40.8	50.0%
21/10/2021 04:00:00 AM	40.0	1	1	40	37.5	100.0%
21/10/2021 05:00:00 AM	15.0	3	4	35	0.0	0.0%
21/10/2021 06:00:00 AM	27.5	6	7	30	0.0	0.0%
21/10/2021 07:00:00 AM	37.5	7	8	40	37.5	25.0%
21/10/2021 08:00:00 AM	40.0	21	25	50	42.5	20.0%
21/10/2021 09:00:00 AM	33.9	88	104	45	39.0	9.6%
21/10/2021 10:00:00 AM	34.4	114	134	45	38.2	10.4%
21/10/2021 11:00:00 AM	36.5	71	83	45	38.4	19.3%
21/10/2021 12:00:00 PM	34.8	66	78	45	38.4	14.1%
21/10/2021 01:00:00 PM	35.0	59	69	45	39.0	14.5%
21/10/2021 02:00:00 PM	34.7	78	92	50	39.2	13.0%
21/10/2021 03:00:00 PM	34.4	100	118	50	38.7	11.0%
21/10/2021 04:00:00 PM	36.4	105	124	45	38.1	20.2%
21/10/2021 05:00:00 PM	34.9	119	140	45	37.8	14.3%
21/10/2021 06:00:00 PM	34.8	133	156	50	38.0	13.5%
21/10/2021 07:00:00 PM	34.0	163	192	45	38.4	8.3%
21/10/2021 08:00:00 PM	34.7	139	164	45	38.4	13.4%
21/10/2021 09:00:00 PM	34.4	91	107	45	38.9	10.3%
21/10/2021 10:00:00 PM	35.0	54	64	50	39.5	15.6%
21/10/2021 11:00:00 PM	37.5	37	43	50	39.7	20.9%
22/10/2021 12:00:00 AM	34.7	35	41	45	39.5	12.2%
22/10/2021 01:00:00 AM	38.0	23	27	45	38.9	25.9%
22/10/2021 02:00:00 AM	37.5	12	14	40	37.5	28.6%
22/10/2021 03:00:00 AM	35.0	5	6	40	37.5	16.7%
22/10/2021 04:00:00 AM	30.0	2	2	30	0.0	0.0%
22/10/2021 05:00:00 AM	15.0	3	4	35	0.0	0.0%
22/10/2021 06:00:00 AM	30.0	2	2	30	0.0	0.0%
22/10/2021 07:00:00 AM	35.0	8	9	50	47.5	11.1%
22/10/2021 08:00:00 AM	38.0	22	26	45	38.9	26.9%
22/10/2021 09:00:00 AM	34.0	73	86	45	38.8	9.3%
22/10/2021 10:00:00 AM	36.5	123	145	45	38.5	20.0%
22/10/2021 11:00:00 AM	36.6	65	77	45	37.8	22.1%
22/10/2021 12:00:00 PM	33.4	62	73	45	38.8	5.5%
22/10/2021 01:00:00 PM	37.3	74	87	45	37.7	26.4%
22/10/2021 02:00:00 PM	35.3	90	106	45	37.8	16.0%
22/10/2021 03:00:00 PM	34.9	99	116	45	38.4	13.8%
22/10/2021 04:00:00 PM	34.9	95	112	45	38.4	14.3%
22/10/2021 05:00:00 PM	36.2	140	165	45	37.8	19.4%
22/10/2021 06:00:00 PM	34.4	154	181	45	38.5	11.6%
22/10/2021 07:00:00 PM	36.5	125	147	50	39.1	19.0%
22/10/2021 08:00:00 PM	35.6	117	138	50	39.0	16.7%

22/10/2021 09:00:00 PM	36.0	66	78	50	39.3	17.9%
22/10/2021 10:00:00 PM	38.8	38	45	45	38.7	37.8%
22/10/2021 11:00:00 PM	36.7	25	29	55	41.5	17.2%
23/10/2021 12:00:00 AM	35.0	35	41	65	43.3	14.6%
23/10/2021 01:00:00 AM	38.6	30	35	50	39.5	28.6%
23/10/2021 02:00:00 AM	36.7	19	22	45	38.8	18.2%
23/10/2021 03:00:00 AM	30.0	4	5	40	37.5	20.0%
23/10/2021 04:00:00 AM	35.0	6	7	45	42.5	14.3%
23/10/2021 05:00:00 AM	35.0	2	2	35	0.0	0.0%
23/10/2021 06:00:00 AM	35.0	3	4	40	37.5	25.0%
23/10/2021 07:00:00 AM	35.0	7	8	45	42.5	12.5%
23/10/2021 08:00:00 AM	30.0	5	6	45	42.5	16.7%
23/10/2021 09:00:00 AM	38.3	14	16	45	38.8	25.0%
23/10/2021 10:00:00 AM	35.0	42	49	40	37.5	14.3%
23/10/2021 11:00:00 AM	34.7	80	94	45	38.3	12.8%
23/10/2021 12:00:00 PM	36.4	86	101	50	39.1	18.8%
23/10/2021 01:00:00 PM	36.9	93	109	45	38.9	20.2%
23/10/2021 02:00:00 PM	34.5	101	119	45	38.3	10.9%
23/10/2021 03:00:00 PM	36.9	88	104	50	39.1	21.2%
23/10/2021 04:00:00 PM	36.0	100	118	50	39.2	17.8%
23/10/2021 05:00:00 PM	35.4	85	100	45	38.4	16.0%
23/10/2021 06:00:00 PM	37.3	108	127	45	38.5	23.6%
23/10/2021 07:00:00 PM	35.4	106	125	50	39.5	16.0%
23/10/2021 08:00:00 PM	36.2	95	112	45	39.3	17.9%
23/10/2021 09:00:00 PM	38.9	59	69	50	40.1	24.6%
23/10/2021 10:00:00 PM	36.0	33	39	50	39.6	17.9%
23/10/2021 11:00:00 PM	38.1	27	32	50	39.0	31.3%
24/10/2021 12:00:00 AM	35.0	27	32	40	37.5	15.6%
24/10/2021 01:00:00 AM	38.6	25	29	45	38.6	31.0%
24/10/2021 02:00:00 AM	43.3	7	8	45	41.3	50.0%
24/10/2021 03:00:00 AM	40.0	6	7	45	38.8	57.1%
24/10/2021 04:00:00 AM	35.0	2	2	35	0.0	0.0%
24/10/2021 05:00:00 AM	0.0	0	0	0	0.0	0.0%
24/10/2021 06:00:00 AM	35.0	1	1	35	0.0	0.0%
24/10/2021 07:00:00 AM	45.0	3	3	45	42.5	66.7%
24/10/2021 08:00:00 AM	45.0	2	2	45	42.5	50.0%
24/10/2021 09:00:00 AM	37.5	12	14	45	39.2	21.4%
24/10/2021 10:00:00 AM	37.9	18	21	40	37.5	33.3%
24/10/2021 11:00:00 AM	38.0	44	52	50	39.6	26.9%
24/10/2021 12:00:00 PM	34.3	65	76	45	38.2	9.2%
24/10/2021 01:00:00 PM	37.6	82	97	50	38.7	26.8%
24/10/2021 02:00:00 PM	35.8	106	125	45	38.2	17.6%
24/10/2021 03:00:00 PM	38.0	88	104	45	38.9	26.9%
24/10/2021 04:00:00 PM	37.1	90	106	45	38.3	23.6%
24/10/2021 05:00:00 PM	35.0	95	112	45	38.7	15.2%
24/10/2021 06:00:00 PM	36.1	76	89	45	39.5	16.9%
24/10/2021 07:00:00 PM	38.2	72	85	45	39.0	28.2%
24/10/2021 08:00:00 PM	37.7	59	69	45	38.7	24.6%
24/10/2021 09:00:00 PM	37.1	37	44	45	39.0	22.7%
24/10/2021 10:00:00 PM	37.1	42	50	50	39.8	22.0%

24/10/2021 11:00:00 PM	38.3	21	25	45	38.8	32.0%
25/10/2021 12:00:00 AM	32.5	8	10	40	37.5	10.0%
25/10/2021 01:00:00 AM	42.5	9	11	55	45.8	27.3%
25/10/2021 02:00:00 AM	40.0	3	4	55	45.0	50.0%
25/10/2021 03:00:00 AM	25.0	1	1	25	0.0	0.0%
25/10/2021 04:00:00 AM	0.0	0	0	0	0.0	0.0%
25/10/2021 05:00:00 AM	20.0	3	4	40	37.5	25.0%
25/10/2021 06:00:00 AM	17.5	3	4	20	0.0	0.0%
25/10/2021 07:00:00 AM	35.0	9	11	45	40.0	18.2%
25/10/2021 08:00:00 AM	34.3	24	28	50	44.2	10.7%
25/10/2021 09:00:00 AM	34.1	73	86	45	38.2	8.1%
25/10/2021 10:00:00 AM	37.3	86	101	45	38.1	24.8%
25/10/2021 11:00:00 AM	34.8	64	75	45	39.0	13.3%
25/10/2021 12:00:00 PM	35.4	63	74	40	37.5	16.2%
25/10/2021 01:00:00 PM	34.7	83	98	45	39.0	13.3%
25/10/2021 02:00:00 PM	34.7	82	96	50	38.3	12.5%
25/10/2021 03:00:00 PM	34.6	75	88	45	39.0	11.4%
25/10/2021 04:00:00 PM	34.9	94	110	50	38.8	13.6%
25/10/2021 05:00:00 PM	36.9	99	116	45	39.5	19.0%
25/10/2021 06:00:00 PM	34.5	139	163	45	38.0	11.7%
25/10/2021 07:00:00 PM	34.5	164	193	45	38.2	11.4%
25/10/2021 08:00:00 PM	35.6	97	114	45	38.0	16.7%
25/10/2021 09:00:00 PM	35.6	64	75	50	40.0	16.0%
25/10/2021 10:00:00 PM	38.3	45	53	50	39.1	30.2%
25/10/2021 11:00:00 PM	38.3	21	25	50	39.4	32.0%
26/10/2021 12:00:00 AM	43.3	14	16	50	41.1	43.8%
26/10/2021 01:00:00 AM	38.0	12	14	40	37.5	35.7%
26/10/2021 02:00:00 AM	40.0	7	8	45	40.0	25.0%
26/10/2021 03:00:00 AM	45.0	3	3	45	42.5	33.3%
26/10/2021 04:00:00 AM	40.0	2	2	40	37.5	50.0%
26/10/2021 05:00:00 AM	19.2	7	8	20	0.0	0.0%
26/10/2021 06:00:00 AM	25.0	5	6	30	0.0	0.0%
26/10/2021 07:00:00 AM	33.3	8	9	35	0.0	0.0%
26/10/2021 08:00:00 AM	33.3	18	21	40	37.5	4.8%
26/10/2021 09:00:00 AM	34.2	80	94	45	38.1	9.6%
26/10/2021 10:00:00 AM	35.0	82	96	45	38.6	14.6%
26/10/2021 11:00:00 AM	36.7	60	70	45	38.2	20.0%
26/10/2021 12:00:00 PM	34.7	76	90	40	37.5	13.3%
26/10/2021 01:00:00 PM	36.5	81	95	45	38.0	20.0%
26/10/2021 02:00:00 PM	35.3	94	110	45	38.1	15.5%
26/10/2021 03:00:00 PM	35.0	94	110	45	39.1	14.5%
26/10/2021 04:00:00 PM	33.3	94	111	40	37.5	4.5%
26/10/2021 05:00:00 PM	35.0	110	130	50	39.0	15.4%
26/10/2021 06:00:00 PM	34.2	128	150	45	37.9	9.3%
26/10/2021 07:00:00 PM	34.1	150	177	45	38.2	8.5%
26/10/2021 08:00:00 PM	35.0	114	134	45	37.8	14.9%
26/10/2021 09:00:00 PM	35.0	59	69	50	40.0	14.5%
26/10/2021 10:00:00 PM	38.8	48	56	45	38.9	32.1%
26/10/2021 11:00:00 PM	34.5	24	28	45	39.2	10.7%
27/10/2021 12:00:00 AM	38.8	32	38	65	43.1	23.7%

27/10/2021 01:00:00 AM	36.2	21	25	45	38.5	20.0%
27/10/2021 02:00:00 AM	40.0	7	8	45	39.2	37.5%
27/10/2021 03:00:00 AM	40.0	3	4	55	45.0	50.0%
27/10/2021 04:00:00 AM	40.0	1	1	40	37.5	100.0%
27/10/2021 05:00:00 AM	20.0	4	5	50	47.5	20.0%
27/10/2021 06:00:00 AM	30.0	7	8	35	0.0	0.0%
27/10/2021 07:00:00 AM	35.0	6	7	50	47.5	14.3%
27/10/2021 08:00:00 AM	34.6	22	26	45	39.2	11.5%
27/10/2021 09:00:00 AM	36.1	76	89	45	38.1	18.0%
27/10/2021 10:00:00 AM	34.6	83	98	45	37.9	12.2%
27/10/2021 11:00:00 AM	34.2	85	100	45	38.4	11.0%
27/10/2021 12:00:00 PM	34.3	80	94	45	38.5	10.6%
27/10/2021 01:00:00 PM	34.7	88	103	45	38.8	11.7%
27/10/2021 02:00:00 PM	34.5	80	94	45	38.9	11.7%
27/10/2021 03:00:00 PM	34.7	98	115	45	38.5	13.0%
27/10/2021 04:00:00 PM	34.7	99	117	45	37.8	13.7%
27/10/2021 05:00:00 PM	36.5	110	130	45	37.9	21.5%
27/10/2021 06:00:00 PM	33.7	139	164	45	38.8	7.3%
27/10/2021 07:00:00 PM	34.9	152	179	50	38.3	14.0%
27/10/2021 08:00:00 PM	34.8	115	135	45	38.9	13.3%
27/10/2021 09:00:00 PM	38.0	54	63	50	39.5	23.8%
27/10/2021 10:00:00 PM	38.4	50	59	45	38.5	33.9%
27/10/2021 11:00:00 PM	36.0	38	45	45	39.4	17.8%
28/10/2021 12:00:00 AM	36.4	32	38	45	38.1	21.1%
28/10/2021 01:00:00 AM	40.0	20	24	45	39.3	45.8%
28/10/2021 02:00:00 AM	38.3	6	7	40	37.5	42.9%
28/10/2021 03:00:00 AM	43.3	8	9	45	41.3	44.4%
28/10/2021 04:00:00 AM	45.0	1	1	45	42.5	100.0%
28/10/2021 05:00:00 AM	20.0	3	3	20	0.0	0.0%
28/10/2021 06:00:00 AM	0.0	0	0	0	0.0	0.0%
28/10/2021 07:00:00 AM	33.0	9	11	35	0.0	0.0%
28/10/2021 08:00:00 AM	34.3	20	23	45	40.0	8.7%
28/10/2021 09:00:00 AM	36.4	82	96	50	39.6	17.7%
28/10/2021 10:00:00 AM	35.8	88	104	45	38.9	17.3%
28/10/2021 11:00:00 AM	34.6	65	77	45	38.0	13.0%
28/10/2021 12:00:00 PM	36.8	67	79	45	37.8	22.8%
28/10/2021 01:00:00 PM	34.6	92	108	45	38.7	12.0%
28/10/2021 02:00:00 PM	35.5	85	100	45	39.4	16.0%
28/10/2021 03:00:00 PM	35.9	85	100	50	39.6	17.0%
28/10/2021 04:00:00 PM	36.1	98	115	50	38.5	18.3%
28/10/2021 05:00:00 PM	36.5	109	128	50	39.2	18.8%
28/10/2021 06:00:00 PM	34.2	151	178	45	38.8	10.7%
28/10/2021 07:00:00 PM	34.8	143	168	45	38.2	13.7%
28/10/2021 08:00:00 PM	35.6	104	122	45	38.0	16.4%
28/10/2021 09:00:00 PM	35.4	85	100	50	39.4	16.0%
28/10/2021 10:00:00 PM	36.9	50	59	45	39.2	20.3%
28/10/2021 11:00:00 PM	34.7	44	52	45	39.6	13.5%
29/10/2021 12:00:00 AM	37.9	31	36	50	39.2	25.0%
29/10/2021 01:00:00 AM	41.0	23	27	45	39.8	40.7%
29/10/2021 02:00:00 AM	42.5	9	11	50	39.7	81.8%

29/10/2021 03:00:00 AM	42.5	3	4	45	40.8	75.0%
29/10/2021 04:00:00 AM	0.0	0	0	0	0.0	0.0%
29/10/2021 05:00:00 AM	20.0	5	6	30	0.0	0.0%
29/10/2021 06:00:00 AM	15.0	2	2	15	0.0	0.0%
29/10/2021 07:00:00 AM	40.0	11	13	45	40.0	30.8%
29/10/2021 08:00:00 AM	37.5	17	20	50	41.3	20.0%
29/10/2021 09:00:00 AM	34.8	57	67	45	38.1	13.4%
29/10/2021 10:00:00 AM	34.6	61	72	45	39.2	12.5%
29/10/2021 11:00:00 AM	36.7	54	63	45	38.8	19.0%
29/10/2021 12:00:00 PM	34.6	64	75	40	37.5	12.0%
29/10/2021 01:00:00 PM	34.8	72	85	45	38.3	14.1%
29/10/2021 02:00:00 PM	34.6	99	116	45	38.2	12.1%
29/10/2021 03:00:00 PM	35.7	79	93	45	38.1	17.2%
29/10/2021 04:00:00 PM	34.3	100	118	50	39.0	11.0%
29/10/2021 05:00:00 PM	35.8	81	95	45	38.4	16.8%
29/10/2021 06:00:00 PM	34.3	163	192	55	38.5	10.4%
29/10/2021 07:00:00 PM	34.3	144	170	45	38.1	10.6%
29/10/2021 08:00:00 PM	34.4	108	127	50	38.7	10.2%
29/10/2021 09:00:00 PM	37.0	71	83	45	38.3	21.7%
29/10/2021 10:00:00 PM	34.8	48	57	50	40.0	14.0%
29/10/2021 11:00:00 PM	34.5	21	25	50	42.5	12.0%
30/10/2021 12:00:00 AM	36.7	23	27	50	40.5	18.5%
30/10/2021 01:00:00 AM	38.5	31	36	45	38.3	33.3%
30/10/2021 02:00:00 AM	40.0	21	25	45	39.2	48.0%
30/10/2021 03:00:00 AM	37.5	6	7	40	37.5	28.6%
30/10/2021 04:00:00 AM	40.0	6	7	45	38.8	57.1%
30/10/2021 05:00:00 AM	45.0	3	3	45	42.5	33.3%
30/10/2021 06:00:00 AM	35.0	3	3	35	0.0	0.0%
30/10/2021 07:00:00 AM	35.0	5	6	40	37.5	16.7%
30/10/2021 08:00:00 AM	40.0	5	6	45	40.0	33.3%
30/10/2021 09:00:00 AM	35.0	16	19	45	40.8	15.8%
30/10/2021 10:00:00 AM	36.9	32	38	45	38.1	23.7%
30/10/2021 11:00:00 AM	35.8	61	72	40	37.5	18.1%
30/10/2021 12:00:00 PM	34.5	74	87	45	38.0	11.5%
30/10/2021 01:00:00 PM	35.6	88	104	45	37.8	17.3%
30/10/2021 02:00:00 PM	35.0	92	108	50	39.1	14.8%
30/10/2021 03:00:00 PM	35.4	84	99	45	38.1	16.2%
30/10/2021 04:00:00 PM	37.4	70	82	45	37.7	26.8%
30/10/2021 05:00:00 PM	37.2	100	118	50	39.2	22.9%
30/10/2021 06:00:00 PM	35.4	101	119	50	40.1	16.0%
30/10/2021 07:00:00 PM	35.6	108	127	45	38.5	16.5%
30/10/2021 08:00:00 PM	36.5	86	101	45	38.3	19.8%
30/10/2021 09:00:00 PM	37.9	65	76	50	38.7	27.6%
30/10/2021 10:00:00 PM	37.1	40	47	50	39.5	21.3%
30/10/2021 11:00:00 PM	37.9	28	33	45	38.6	27.3%
31/10/2021 12:00:00 AM	41.7	23	27	55	43.2	25.9%
31/10/2021 01:00:00 AM	39.0	29	34	50	39.0	38.2%
31/10/2021 02:00:00 AM	40.0	14	16	45	40.8	18.8%
31/10/2021 03:00:00 AM	43.3	11	13	50	40.6	61.5%
31/10/2021 04:00:00 AM	45.0	5	6	55	44.2	50.0%

31/10/2021 05:00:00 AM	42.5	6	7	45	40.8	42.9%
31/10/2021 06:00:00 AM	40.0	2	2	40	37.5	50.0%
31/10/2021 07:00:00 AM	45.0	2	2	45	42.5	50.0%
31/10/2021 08:00:00 AM	40.0	4	5	45	40.0	40.0%
31/10/2021 09:00:00 AM	42.5	4	5	45	42.5	40.0%
31/10/2021 10:00:00 AM	33.0	9	11	35	0.0	0.0%
31/10/2021 11:00:00 AM	34.4	18	21	40	37.5	9.5%
31/10/2021 12:00:00 PM	35.6	43	51	40	37.5	17.6%
31/10/2021 01:00:00 PM	36.2	62	73	45	38.2	19.2%
31/10/2021 02:00:00 PM	35.8	81	95	45	38.4	16.8%
31/10/2021 03:00:00 PM	35.6	99	117	45	38.3	17.1%
31/10/2021 04:00:00 PM	34.9	97	114	45	39.1	14.0%
31/10/2021 05:00:00 PM	36.4	95	112	50	38.6	19.6%
31/10/2021 06:00:00 PM	35.9	82	96	45	39.1	16.7%
31/10/2021 07:00:00 PM	36.4	102	120	50	38.3	20.0%
31/10/2021 08:00:00 PM	35.5	70	82	45	38.3	15.9%
31/10/2021 09:00:00 PM	34.2	71	84	45	38.9	13.1%
31/10/2021 10:00:00 PM	34.0	49	58	45	38.9	12.1%
31/10/2021 11:00:00 PM	35.0	49	58	45	38.6	15.5%
01/11/2021 12:00:00 AM	40.0	24	28	55	41.0	35.7%
01/11/2021 01:00:00 AM	38.8	17	20	45	39.2	30.0%
01/11/2021 02:00:00 AM	39.2	8	10	45	38.2	70.0%
01/11/2021 03:00:00 AM	45.0	3	3	45	40.0	66.7%
01/11/2021 04:00:00 AM	30.0	1	1	30	0.0	0.0%
01/11/2021 05:00:00 AM	35.0	2	2	35	0.0	0.0%
01/11/2021 06:00:00 AM	30.0	3	4	35	0.0	0.0%
01/11/2021 07:00:00 AM	30.0	5	6	35	0.0	0.0%
01/11/2021 08:00:00 AM	40.0	8	10	45	40.8	30.0%
01/11/2021 09:00:00 AM	35.0	21	25	40	37.5	16.0%
01/11/2021 10:00:00 AM	35.0	99	116	45	38.1	14.7%
01/11/2021 11:00:00 AM	34.9	111	131	45	38.0	14.5%
01/11/2021 12:00:00 PM	36.2	69	81	45	38.2	18.5%
01/11/2021 01:00:00 PM	34.6	68	80	45	38.0	12.5%
01/11/2021 02:00:00 PM	36.8	80	94	45	39.4	19.1%
01/11/2021 03:00:00 PM	34.3	106	125	50	39.4	10.4%
01/11/2021 04:00:00 PM	34.0	110	130	45	38.7	10.0%
01/11/2021 05:00:00 PM	34.4	147	173	45	38.5	11.6%
01/11/2021 06:00:00 PM	35.9	137	161	45	38.6	17.4%
01/11/2021 07:00:00 PM	33.3	158	186	50	40.8	3.2%
01/11/2021 08:00:00 PM	34.0	171	201	45	38.6	9.5%
01/11/2021 09:00:00 PM	34.3	135	159	45	38.3	11.3%
01/11/2021 10:00:00 PM	35.6	81	95	45	39.5	15.8%
01/11/2021 11:00:00 PM	36.4	37	43	45	38.1	18.6%
02/11/2021 12:00:00 AM	36.2	31	36	50	40.0	16.7%
02/11/2021 01:00:00 AM	37.5	20	24	45	38.2	29.2%
02/11/2021 02:00:00 AM	38.3	10	12	45	38.8	33.3%
02/11/2021 03:00:00 AM	35.0	5	6	40	37.5	16.7%
02/11/2021 04:00:00 AM	0.0	0	0	0	0.0	0.0%
02/11/2021 05:00:00 AM	40.0	1	1	40	37.5	100.0%
02/11/2021 06:00:00 AM	18.3	5	6	20	0.0	0.0%

02/11/2021 07:00:00 AM	35.0	8	9	45	42.5	11.1%
02/11/2021 08:00:00 AM	42.5	8	9	45	40.8	33.3%
02/11/2021 09:00:00 AM	35.0	22	26	45	38.8	15.4%
02/11/2021 10:00:00 AM	34.4	103	121	40	37.5	10.7%
02/11/2021 11:00:00 AM	35.8	125	147	40	37.5	17.7%
02/11/2021 12:00:00 PM	35.4	78	92	45	37.8	16.3%
02/11/2021 01:00:00 PM	35.5	78	92	50	39.2	16.3%
02/11/2021 02:00:00 PM	35.0	88	103	45	37.8	14.6%
02/11/2021 03:00:00 PM	34.5	106	125	45	38.9	11.2%
02/11/2021 04:00:00 PM	34.8	107	126	50	38.6	14.3%
02/11/2021 05:00:00 PM	35.9	124	146	45	38.1	17.8%
02/11/2021 06:00:00 PM	34.7	128	151	40	37.5	12.6%
02/11/2021 07:00:00 PM	33.2	162	191	40	37.5	5.2%
02/11/2021 08:00:00 PM	33.1	179	211	40	37.5	4.7%
02/11/2021 09:00:00 PM	34.0	149	175	50	38.7	7.4%
02/11/2021 10:00:00 PM	35.4	82	97	45	38.4	16.5%
02/11/2021 11:00:00 PM	34.7	52	61	45	39.4	13.1%
03/11/2021 12:00:00 AM	37.0	37	43	45	39.4	18.6%
03/11/2021 01:00:00 AM	38.5	32	38	50	38.5	39.5%
03/11/2021 02:00:00 AM	39.0	13	15	45	38.3	40.0%
03/11/2021 03:00:00 AM	40.0	3	4	45	39.2	75.0%
03/11/2021 04:00:00 AM	35.0	1	1	35	0.0	0.0%
03/11/2021 05:00:00 AM	25.0	1	1	25	0.0	0.0%
03/11/2021 06:00:00 AM	25.0	4	5	30	0.0	0.0%
03/11/2021 07:00:00 AM	20.0	6	7	30	0.0	0.0%
03/11/2021 08:00:00 AM	33.3	10	12	45	42.5	8.3%
03/11/2021 09:00:00 AM	37.5	30	35	55	41.1	20.0%
03/11/2021 10:00:00 AM	35.0	103	121	45	38.3	14.9%
03/11/2021 11:00:00 AM	35.9	118	139	50	38.1	18.0%
03/11/2021 12:00:00 PM	35.3	95	112	45	37.8	16.1%
03/11/2021 01:00:00 PM	34.3	61	72	45	38.2	9.7%
03/11/2021 02:00:00 PM	34.0	82	97	45	38.8	8.2%
03/11/2021 03:00:00 PM	35.0	99	117	45	38.9	15.4%
03/11/2021 04:00:00 PM	33.5	94	111	45	38.1	7.2%
03/11/2021 05:00:00 PM	34.0	104	122	45	39.2	7.4%
03/11/2021 06:00:00 PM	33.8	131	154	45	38.0	6.5%
03/11/2021 07:00:00 PM	33.7	143	168	40	37.5	7.7%
03/11/2021 08:00:00 PM	33.7	162	191	45	37.8	8.9%
03/11/2021 09:00:00 PM	34.5	133	157	45	38.3	11.5%
03/11/2021 10:00:00 PM	36.5	70	82	45	39.2	18.3%
03/11/2021 11:00:00 PM	37.3	36	42	40	37.5	26.2%
04/11/2021 12:00:00 AM	35.0	29	34	45	38.5	14.7%
04/11/2021 01:00:00 AM	37.5	38	45	45	40.3	20.0%
04/11/2021 02:00:00 AM	37.5	20	23	50	39.5	21.7%
04/11/2021 03:00:00 AM	37.5	4	5	40	37.5	40.0%
04/11/2021 04:00:00 AM	0.0	0	0	0	0.0	0.0%
04/11/2021 05:00:00 AM	35.0	4	5	40	37.5	20.0%
04/11/2021 06:00:00 AM	20.0	3	4	40	37.5	25.0%
04/11/2021 07:00:00 AM	18.3	3	4	20	0.0	0.0%
04/11/2021 08:00:00 AM	36.7	13	15	40	37.5	20.0%

04/11/2021 09:00:00 AM	35.0	21	25	50	42.5	16.0%
04/11/2021 10:00:00 AM	34.5	88	104	55	39.8	12.5%
04/11/2021 11:00:00 AM	34.6	109	128	45	38.2	11.7%
04/11/2021 12:00:00 PM	36.0	81	95	45	38.1	17.9%
04/11/2021 01:00:00 PM	34.8	46	54	45	38.2	13.0%
04/11/2021 02:00:00 PM	36.5	82	96	50	39.2	18.8%
04/11/2021 03:00:00 PM	34.0	95	112	45	38.6	8.0%
04/11/2021 04:00:00 PM	34.7	94	110	45	38.2	12.7%
04/11/2021 05:00:00 PM	34.5	98	115	40	37.5	11.3%
04/11/2021 06:00:00 PM	34.8	124	146	40	37.5	13.0%
04/11/2021 07:00:00 PM	33.5	163	192	45	37.9	6.3%
04/11/2021 08:00:00 PM	34.4	150	177	45	38.0	10.7%
04/11/2021 09:00:00 PM	35.0	135	159	50	39.0	15.1%
04/11/2021 10:00:00 PM	35.0	81	95	45	38.2	14.7%
04/11/2021 11:00:00 PM	35.5	57	67	45	38.0	16.4%
05/11/2021 12:00:00 AM	34.5	41	48	50	40.0	12.5%
05/11/2021 01:00:00 AM	38.0	27	32	55	40.6	25.0%
05/11/2021 02:00:00 AM	33.8	21	25	45	42.5	4.0%
05/11/2021 03:00:00 AM	40.0	8	9	45	40.0	22.2%
05/11/2021 04:00:00 AM	30.0	3	3	30	0.0	0.0%
05/11/2021 05:00:00 AM	40.0	3	4	45	40.0	50.0%
05/11/2021 06:00:00 AM	20.0	3	3	20	0.0	0.0%
05/11/2021 07:00:00 AM	30.0	6	7	35	0.0	0.0%
05/11/2021 08:00:00 AM	35.0	13	15	45	40.0	13.3%
05/11/2021 09:00:00 AM	40.0	17	20	50	42.5	20.0%
05/11/2021 10:00:00 AM	34.9	73	86	50	39.6	14.0%
05/11/2021 11:00:00 AM	34.8	124	146	45	38.8	13.7%
05/11/2021 12:00:00 PM	37.4	88	104	50	39.1	24.0%
05/11/2021 01:00:00 PM	34.0	87	102	50	40.0	9.8%
05/11/2021 02:00:00 PM	34.8	82	96	45	37.9	13.5%
05/11/2021 03:00:00 PM	34.6	95	112	45	38.2	12.5%
05/11/2021 04:00:00 PM	34.4	108	127	45	37.8	11.8%
05/11/2021 05:00:00 PM	36.2	99	117	45	38.6	18.8%
05/11/2021 06:00:00 PM	35.2	128	151	45	38.3	15.9%
05/11/2021 07:00:00 PM	34.4	164	193	45	38.0	10.9%
05/11/2021 08:00:00 PM	34.0	153	180	45	38.2	8.3%
05/11/2021 09:00:00 PM	33.4	125	147	50	39.3	7.5%
05/11/2021 10:00:00 PM	37.1	64	75	50	38.7	22.7%
05/11/2021 11:00:00 PM	36.1	46	54	45	38.0	18.5%
06/11/2021 12:00:00 AM	36.7	28	33	50	40.8	18.2%
06/11/2021 01:00:00 AM	37.1	38	45	50	39.5	22.2%
06/11/2021 02:00:00 AM	35.0	26	31	45	38.5	16.1%
06/11/2021 03:00:00 AM	42.5	14	16	50	40.8	37.5%
06/11/2021 04:00:00 AM	37.5	6	7	40	37.5	28.6%
06/11/2021 05:00:00 AM	35.0	4	5	45	42.5	20.0%
06/11/2021 06:00:00 AM	35.0	2	2	35	0.0	0.0%
06/11/2021 07:00:00 AM	35.0	2	2	35	0.0	0.0%
06/11/2021 08:00:00 AM	42.5	3	4	45	42.5	50.0%
06/11/2021 09:00:00 AM	50.0	3	3	50	45.0	66.7%
06/11/2021 10:00:00 AM	37.0	21	25	45	38.3	24.0%

06/11/2021 11:00:00 AM	34.1	39	46	40	37.5	10.9%
06/11/2021 12:00:00 PM	35.5	64	75	50	38.8	16.0%
06/11/2021 01:00:00 PM	34.1	92	108	45	39.2	8.3%
06/11/2021 02:00:00 PM	35.5	107	126	45	37.7	16.7%
06/11/2021 03:00:00 PM	34.3	99	116	45	38.9	9.5%
06/11/2021 04:00:00 PM	34.9	87	102	45	38.2	13.7%
06/11/2021 05:00:00 PM	33.8	96	113	40	37.5	7.1%
06/11/2021 06:00:00 PM	34.5	102	120	45	38.6	11.7%
06/11/2021 07:00:00 PM	35.0	106	125	45	38.0	15.2%
06/11/2021 08:00:00 PM	34.5	112	132	45	38.2	11.4%
06/11/2021 09:00:00 PM	35.9	77	91	45	39.1	17.6%
06/11/2021 10:00:00 PM	37.3	76	89	50	39.0	22.5%
06/11/2021 11:00:00 PM	36.1	88	103	45	38.6	17.5%
07/11/2021 12:00:00 AM	35.6	48	56	45	38.1	16.1%
07/11/2021 01:00:00 AM	35.0	48	57	45	38.6	15.8%
07/11/2021 02:00:00 AM	40.0	20	24	55	42.5	29.2%
07/11/2021 03:00:00 AM	43.0	21	25	50	41.3	48.0%
07/11/2021 04:00:00 AM	45.0	7	8	55	42.5	50.0%
07/11/2021 05:00:00 AM	42.5	8	9	45	40.0	44.4%
07/11/2021 06:00:00 AM	35.0	5	6	40	37.5	16.7%
07/11/2021 07:00:00 AM	35.0	1	1	35	0.0	0.0%
07/11/2021 08:00:00 AM	40.0	4	5	45	40.0	40.0%
07/11/2021 09:00:00 AM	35.0	2	2	35	0.0	0.0%
07/11/2021 10:00:00 AM	32.5	8	10	35	0.0	0.0%
07/11/2021 11:00:00 AM	40.0	21	25	55	41.4	36.0%
07/11/2021 12:00:00 PM	35.0	36	42	45	40.0	14.3%
07/11/2021 01:00:00 PM	**No Data**					
07/11/2021 02:00:00 PM	**No Data**					
					
14/01/2022 02:00:00 PM	0.0	0	0	0	0.0	0.0%

Day/Time Ending	85th pctl (MPH)	85th pctl cnts	Total Cnts	Max Speed	Avg Speeder	% Speeders
22/09/2021 12:00:00 AM	35.0	903	1062	60	38.4	15.1%
23/09/2021 12:00:00 AM	35.4	1505	1771	55	38.4	16.1%
24/09/2021 12:00:00 AM	35.5	1461	1719	60	38.6	16.4%
25/09/2021 12:00:00 AM	35.6	1602	1885	55	38.9	16.4%
26/09/2021 12:00:00 AM	36.8	1108	1303	55	39.0	20.6%
27/09/2021 12:00:00 AM	36.8	1112	1308	55	38.9	21.1%
28/09/2021 12:00:00 AM	35.2	1312	1544	55	38.5	15.6%
29/09/2021 12:00:00 AM	35.5	1304	1534	55	38.6	16.2%
30/09/2021 12:00:00 AM	35.0	1387	1632	60	38.9	15.0%
01/10/2021 12:00:00 AM	34.9	1358	1598	55	38.8	14.2%
02/10/2021 12:00:00 AM	35.4	1494	1758	50	38.6	16.0%
03/10/2021 12:00:00 AM	36.4	947	1114	55	38.5	19.6%
04/10/2021 12:00:00 AM	36.3	943	1109	55	38.8	18.9%
05/10/2021 12:00:00 AM	34.8	1476	1736	55	38.5	13.5%
06/10/2021 12:00:00 AM	34.9	1425	1676	50	38.5	14.4%
07/10/2021 12:00:00 AM	35.6	1574	1852	60	38.6	16.5%
08/10/2021 12:00:00 AM	35.2	1498	1762	50	38.5	15.4%
09/10/2021 12:00:00 AM	35.2	1510	1777	60	38.7	15.4%
10/10/2021 12:00:00 AM	36.0	1280	1506	50	38.7	17.7%
11/10/2021 12:00:00 AM	36.4	1012	1190	60	38.7	19.3%
12/10/2021 12:00:00 AM	35.1	1475	1735	60	38.8	15.2%
13/10/2021 12:00:00 AM	34.7	1499	1764	50	38.5	13.4%
14/10/2021 12:00:00 AM	34.8	1571	1848	55	38.7	13.8%
15/10/2021 12:00:00 AM	34.9	1533	1803	55	38.6	14.5%
16/10/2021 12:00:00 AM	35.0	1631	1919	50	38.5	15.0%
17/10/2021 12:00:00 AM	36.7	1214	1428	60	38.9	20.4%
18/10/2021 12:00:00 AM	36.4	1013	1192	55	39.3	18.7%
19/10/2021 12:00:00 AM	34.9	1403	1651	55	38.6	14.1%
20/10/2021 12:00:00 AM	34.8	1515	1782	50	38.2	13.9%
21/10/2021 12:00:00 AM	34.7	1514	1781	55	38.7	13.3%
22/10/2021 12:00:00 AM	34.8	1519	1787	50	38.7	13.4%
23/10/2021 12:00:00 AM	35.8	1459	1716	65	38.6	17.2%
24/10/2021 12:00:00 AM	36.3	1220	1435	50	39.0	18.4%
25/10/2021 12:00:00 AM	37.2	961	1131	50	38.9	22.5%
26/10/2021 12:00:00 AM	35.2	1314	1546	55	38.9	15.5%
27/10/2021 12:00:00 AM	34.8	1385	1629	65	38.6	13.8%
28/10/2021 12:00:00 AM	35.0	1451	1707	55	38.6	14.8%
29/10/2021 12:00:00 AM	35.6	1445	1700	50	38.9	16.5%
30/10/2021 12:00:00 AM	34.9	1316	1548	55	38.8	14.6%
31/10/2021 12:00:00 AM	36.7	1148	1350	55	38.7	20.4%
01/11/2021 12:00:00 AM	36.3	1028	1210	55	38.9	18.6%
02/11/2021 12:00:00 AM	34.7	1608	1892	50	38.7	13.1%
03/11/2021 12:00:00 AM	34.6	1678	1974	50	38.2	12.5%
04/11/2021 12:00:00 AM	34.6	1561	1837	55	38.4	12.6%
05/11/2021 12:00:00 AM	34.7	1550	1824	55	38.5	12.9%
06/11/2021 12:00:00 AM	34.8	1565	1841	55	38.8	13.8%
07/11/2021 12:00:00 AM	34.9	1311	1542	50	38.6	14.6%
08/11/2021 12:00:00 AM	38.8	182	214	55	40.7	25.2%
09/11/2021 12:00:00 AM	**No Data**					

10/11/2021 12:00:00 AM
11/11/2021 12:00:00 AM

No Data

.....

12/11/2021 12:00:00 AM
13/11/2021 12:00:00 AM
14/11/2021 12:00:00 AM
15/11/2021 12:00:00 AM
16/11/2021 12:00:00 AM
17/11/2021 12:00:00 AM
18/11/2021 12:00:00 AM
19/11/2021 12:00:00 AM
20/11/2021 12:00:00 AM
21/11/2021 12:00:00 AM
22/11/2021 12:00:00 AM
23/11/2021 12:00:00 AM
24/11/2021 12:00:00 AM
25/11/2021 12:00:00 AM
26/11/2021 12:00:00 AM
27/11/2021 12:00:00 AM
28/11/2021 12:00:00 AM
29/11/2021 12:00:00 AM
30/11/2021 12:00:00 AM
01/12/2021 12:00:00 AM
02/12/2021 12:00:00 AM
03/12/2021 12:00:00 AM
04/12/2021 12:00:00 AM
05/12/2021 12:00:00 AM
06/12/2021 12:00:00 AM
07/12/2021 12:00:00 AM
08/12/2021 12:00:00 AM
09/12/2021 12:00:00 AM
10/12/2021 12:00:00 AM
11/12/2021 12:00:00 AM
12/12/2021 12:00:00 AM
13/12/2021 12:00:00 AM
14/12/2021 12:00:00 AM
15/12/2021 12:00:00 AM
16/12/2021 12:00:00 AM
17/12/2021 12:00:00 AM
18/12/2021 12:00:00 AM
19/12/2021 12:00:00 AM
20/12/2021 12:00:00 AM
21/12/2021 12:00:00 AM
22/12/2021 12:00:00 AM
23/12/2021 12:00:00 AM
24/12/2021 12:00:00 AM
25/12/2021 12:00:00 AM
26/12/2021 12:00:00 AM
27/12/2021 12:00:00 AM
28/12/2021 12:00:00 AM

29/12/2021 12:00:00 AM
30/12/2021 12:00:00 AM
31/12/2021 12:00:00 AM
01/01/2022 12:00:00 AM
02/01/2022 12:00:00 AM
03/01/2022 12:00:00 AM
04/01/2022 12:00:00 AM
05/01/2022 12:00:00 AM
06/01/2022 12:00:00 AM
07/01/2022 12:00:00 AM
08/01/2022 12:00:00 AM
09/01/2022 12:00:00 AM
10/01/2022 12:00:00 AM
11/01/2022 12:00:00 AM
12/01/2022 12:00:00 AM
13/01/2022 12:00:00 AM
14/01/2022 12:00:00 AM
14/01/2022 01:59:59 PM

0.0

0

0

0

0.0

0.0%

Incoming Weekly Counts
2022 Jan Westfield Road flashing

from Tue-Sep-21-2021-03-00-PM to Fri-Jan-14-2022-01-59-PM

	20/09/2021	to	26/09/2021							
	Monday	Tuesday	Wednesday	Thursday	Friday	Saturday	Sunday	Week	Weekend	Week Day 85%
Hour	20/09/2021	21/09/2021	22/09/2021	23/09/2021	24/09/2021	25/09/2021	26/09/2021	Day Avg	Avg	Avg Speed
0 - 1	*	*	27	14	12	20	31	17.67	25.5	38.27
1 - 2	*	*	10	6	10	20	19	8.67	19.5	39.47
2 - 3	*	*	1	4	4	9	17	3	13	36.67
3 - 4	*	*	3	1	5	4	4	3	4	40.83
4 - 5	*	*	2	8	3	2	3	4.33	2.5	30
5 - 6	*	*	4	4	3	4	5	3.67	4.5	24.17
6 - 7	*	*	7	7	14	4	6	9.33	5	38.07
7 - 8	*	*	19	23	14	8	17	18.67	12.5	36.77
8 - 9	*	*	108	92	84	24	34	94.67	29	35.17
9 - 10	*	*	108	127	125	45	78	120	61.5	35.17
10 - 11	*	*	94	86	93	71	73	91	72	35.9
11 - 12	*	*	80	72	103	101	89	85	95	35.93
12 - 13	*	*	74	87	88	103	92	83	97.5	35.7
13 - 14	*	*	90	99	112	117	105	100.33	111	34.67
14 - 15	*	6	132	107	117	98	121	90.5	109.5	34.12
15 - 16	*	97	110	81	159	100	98	111.75	99	35.85
16 - 17	*	164	123	144	187	115	87	154.5	101	34.2
17 - 18	*	180	157	177	169	96	79	170.75	87.5	35.25
18 - 19	*	206	211	181	188	104	106	196.5	105	36.15
19 - 20	*	147	147	143	131	103	82	142	92.5	35.4
20 - 21	*	113	117	109	85	67	70	106	68.5	34.9
21 - 22	*	53	79	63	80	27	55	68.75	41	35.78
22 - 23	*	54	44	50	48	37	23	49	30	35.25
23 - 24	*	42	24	34	51	24	14	37.75	19	36.8
Totals	0	1062	1771	1719	1885	1303	1308			
% of Total	0%	11.74%	19.57%	19%	20.83%	14.4%	14.46%			

Incoming Weekly Counts
2022 Jan Westfield Road flashing

from Tue-Sep-21-2021-03-00-PM to Fri-Jan-14-2022-01-59-PM

	27/09/2021	to	03/10/2021							
	Monday	Tuesday	Wednesday	Thursday	Friday	Saturday	Sunday	Week	Weekend	Week Day 85%
Hour	27/09/2021	28/09/2021	29/09/2021	30/09/2021	01/10/2021	02/10/2021	03/10/2021	Day Avg	Avg	Avg Speed
0 - 1	12	12	17	19	20	26	23	16	24.5	38.88
1 - 2	3	9	5	14	13	16	13	8.8	14.5	38.16
2 - 3	2	2	0	1	3	5	19	1.6	12	42.5
3 - 4	0	3	1	1	3	2	2	1.6	2	35
4 - 5	8	5	3	4	4	2	3	4.8	2.5	23.5
5 - 6	9	2	5	5	3	3	1	4.8	2	34
6 - 7	8	10	7	9	14	3	3	9.6	3	36.32
7 - 8	14	24	18	24	23	11	5	20.6	8	35.5
8 - 9	83	95	104	91	89	19	13	92.4	16	34.34
9 - 10	139	114	132	127	128	50	36	128	43	34.98
10 - 11	59	68	76	89	95	68	38	77.4	53	36.24
11 - 12	61	75	79	64	88	69	63	73.4	66	35.06
12 - 13	64	69	75	70	72	95	103	70	99	35.74
13 - 14	68	99	90	97	102	98	117	91.2	107.5	35.78
14 - 15	84	78	81	89	125	86	108	91.4	97	35.22
15 - 16	115	99	109	88	102	73	94	102.6	83.5	35.64
16 - 17	133	123	133	124	152	80	90	133	85	35.2
17 - 18	154	151	163	160	166	85	100	158.8	92.5	35.04
18 - 19	170	173	174	153	169	84	76	167.8	80	34.82
19 - 20	154	132	132	134	138	85	64	138	74.5	34.96
20 - 21	101	70	87	87	114	69	58	91.8	63.5	35.1
21 - 22	48	58	57	57	57	36	38	55.4	37	36.04
22 - 23	34	32	48	54	40	27	27	41.6	27	37
23 - 24	21	31	36	37	38	22	15	32.6	18.5	36.08
Totals	1544	1534	1632	1598	1758	1114	1109			
% of Total	15.01%	14.91%	15.86%	15.53%	17.09%	10.83%	10.78%			

Incoming Weekly Counts
2022 Jan Westfield Road flashing

from Tue-Sep-21-2021-03-00-PM to Fri-Jan-14-2022-01-59-PM

	04/10/2021	to	10/10/2021							
	Monday	Tuesday	Wednesday	Thursday	Friday	Saturday	Sunday	Week	Weekend	Week Day 85%
Hour	04/10/2021	05/10/2021	06/10/2021	07/10/2021	08/10/2021	09/10/2021	10/10/2021	Day Avg	Avg	Avg Speed
0 - 1	10	14	15	20	23	35	40	16.4	37.5	38.5
1 - 2	2	3	5	6	8	17	12	4.8	14.5	38.5
2 - 3	1	1	6	1	6	6	12	3	9	42
3 - 4	1	4	4	0	1	5	0	2	2.5	37.2
4 - 5	6	10	7	4	7	1	0	6.8	0.5	28
5 - 6	5	8	5	10	3	2	1	6.2	1.5	31.16
6 - 7	7	9	12	16	11	2	5	11	3.5	36.56
7 - 8	26	26	26	22	21	8	6	24.2	7	36.92
8 - 9	90	98	108	102	93	23	4	98.2	13.5	33.96
9 - 10	160	143	130	133	117	52	41	136.6	46.5	35.4
10 - 11	86	78	76	79	93	64	47	82.4	55.5	36.48
11 - 12	79	88	88	69	80	105	71	80.8	88	34.94
12 - 13	96	72	87	79	99	129	120	86.6	124.5	36.06
13 - 14	105	107	96	103	100	132	120	102.2	126	35.12
14 - 15	125	91	132	96	126	122	129	114	125.5	34.82
15 - 16	119	85	106	106	121	109	107	107.4	108	35.12
16 - 17	158	119	135	149	144	131	108	141	119.5	35.2
17 - 18	168	171	187	181	154	122	84	172.2	103	34.28
18 - 19	165	197	190	190	179	133	81	184.2	107	34.76
19 - 20	134	133	176	156	161	108	89	152	98.5	35.32
20 - 21	78	94	103	106	109	73	38	98	55.5	34.78
21 - 22	38	58	67	56	48	51	41	53.4	46	37
22 - 23	53	39	54	43	35	39	20	44.8	29.5	36.36
23 - 24	24	28	37	35	38	37	14	32.4	25.5	38.56
Totals	1736	1676	1852	1762	1777	1506	1190			
% of Total	15.1%	14.58%	16.11%	15.32%	15.45%	13.1%	10.35%			

Incoming Weekly Counts
2022 Jan Westfield Road flashing

from Tue-Sep-21-2021-03-00-PM to Fri-Jan-14-2022-01-59-PM

	11/10/2021	to	17/10/2021							
	Monday	Tuesday	Wednesday	Thursday	Friday	Saturday	Sunday	Week	Weekend	Week Day 85%
Hour	11/10/2021	12/10/2021	13/10/2021	14/10/2021	15/10/2021	16/10/2021	17/10/2021	Day Avg	Avg	Avg Speed
0 - 1	12	11	25	16	38	25	36	20.4	30.5	39.86
1 - 2	2	1	6	8	7	21	20	4.8	20.5	37
2 - 3	1	1	1	2	3	6	8	1.6	7	42
3 - 4	2	2	4	1	3	4	4	2.4	4	37
4 - 5	4	5	7	6	6	1	0	5.6	0.5	25
5 - 6	9	4	5	5	5	2	3	5.6	2.5	23.66
6 - 7	5	7	6	8	11	3	1	7.4	2	38
7 - 8	18	31	20	27	18	5	4	22.8	4.5	35.44
8 - 9	110	101	115	108	108	19	5	108.4	12	34.72
9 - 10	143	158	148	137	132	39	20	143.6	29.5	34.78
10 - 11	87	78	90	90	111	59	56	91.2	57.5	35.84
11 - 12	73	74	78	72	95	86	77	78.4	81.5	34.9
12 - 13	77	76	86	91	93	113	107	84.6	110	36.04
13 - 14	116	113	113	81	108	125	106	106.2	115.5	34.52
14 - 15	114	93	107	95	123	120	133	106.4	126.5	34.66
15 - 16	115	108	115	116	118	118	97	114.4	107.5	35.18
16 - 17	142	151	136	171	166	124	112	153.2	118	34.7
17 - 18	174	186	193	167	184	109	77	180.8	93	34.4
18 - 19	177	180	192	204	199	135	92	190.4	113.5	34.86
19 - 20	142	155	167	155	167	103	78	157.2	90.5	34.64
20 - 21	80	102	97	91	102	98	53	94.4	75.5	35.88
21 - 22	56	59	56	62	56	40	49	57.8	44.5	36.34
22 - 23	39	40	51	58	30	34	32	43.6	33	36.62
23 - 24	37	28	30	32	36	39	22	32.6	30.5	36.82
Totals	1735	1764	1848	1803	1919	1428	1192			
% of Total	14.84%	15.09%	15.81%	15.42%	16.42%	12.22%	10.2%			

Incoming Weekly Counts
2022 Jan Westfield Road flashing

from Tue-Sep-21-2021-03-00-PM to Fri-Jan-14-2022-01-59-PM

	18/10/2021	to	24/10/2021							
	Monday	Tuesday	Wednesday	Thursday	Friday	Saturday	Sunday	Week	Weekend	Week Day 85%
Hour	18/10/2021	19/10/2021	20/10/2021	21/10/2021	22/10/2021	23/10/2021	24/10/2021	Day Avg	Avg	Avg Speed
0 - 1	10	15	14	14	27	35	29	16	32	37.26
1 - 2	2	8	6	13	14	22	8	8.6	15	39
2 - 3	1	3	4	6	6	5	7	4	6	35
3 - 4	0	0	4	1	2	7	2	1.4	4.5	33.33
4 - 5	2	8	4	4	4	2	0	4.4	1	16.5
5 - 6	9	7	9	7	2	4	1	6.8	2.5	28
6 - 7	8	8	10	8	9	8	3	8.6	5.5	37.5
7 - 8	27	32	28	25	26	6	2	27.6	4	36.66
8 - 9	109	111	115	104	86	16	14	105	15	33.76
9 - 10	140	126	134	134	145	49	21	135.8	35	35.12
10 - 11	74	97	80	83	77	94	52	82.2	73	36.18
11 - 12	86	79	94	78	73	101	76	82	88.5	34.84
12 - 13	72	87	72	69	87	109	97	77.4	103	35.7
13 - 14	84	100	97	92	106	119	125	95.8	122	35.26
14 - 15	112	106	129	118	116	104	104	116.2	104	35
15 - 16	112	100	101	124	112	118	106	109.8	112	35.22
16 - 17	151	133	142	140	165	100	112	146.2	106	34.96
17 - 18	159	190	176	156	181	127	89	172.4	108	34.44
18 - 19	171	203	190	192	147	125	85	180.6	105	34.86
19 - 20	149	136	147	164	138	112	69	146.8	90.5	34.76
20 - 21	70	87	88	107	78	69	44	86	56.5	35.48
21 - 22	39	60	59	64	45	39	50	53.4	44.5	36.28
22 - 23	40	47	34	43	29	32	25	38.6	28.5	36.5
23 - 24	24	39	44	41	41	32	10	37.8	21	35.92
Totals	1651	1782	1781	1787	1716	1435	1131			
% of Total	14.63%	15.79%	15.78%	15.84%	15.21%	12.72%	10.02%			

Incoming Weekly Counts
2022 Jan Westfield Road flashing

from Tue-Sep-21-2021-03-00-PM to Fri-Jan-14-2022-01-59-PM

	25/10/2021	to	31/10/2021							
	Monday	Tuesday	Wednesday	Thursday	Friday	Saturday	Sunday	Week	Weekend	Week Day 85%
Hour	25/10/2021	26/10/2021	27/10/2021	28/10/2021	29/10/2021	30/10/2021	31/10/2021	Day Avg	Avg	Avg Speed
0 - 1	11	14	25	24	27	36	34	20.2	35	39.54
1 - 2	4	8	8	7	11	25	16	7.6	20.5	40.16
2 - 3	1	3	4	9	4	7	13	4.2	10	39.16
3 - 4	0	2	1	1	0	7	6	0.8	6.5	41.67
4 - 5	4	8	5	3	6	3	7	5.2	5	19.84
5 - 6	4	6	8	0	2	3	2	4	2.5	21.88
6 - 7	11	9	7	11	13	6	2	10.2	4	35.26
7 - 8	28	21	26	23	20	6	5	23.6	5.5	34.8
8 - 9	86	94	89	96	67	19	5	86.4	12	35.12
9 - 10	101	96	98	104	72	38	11	94.2	24.5	35.46
10 - 11	75	70	100	77	63	72	21	77	46.5	35.4
11 - 12	74	90	94	79	75	87	51	82.4	69	35.16
12 - 13	98	95	103	108	85	104	73	97.8	88.5	35.06
13 - 14	96	110	94	100	116	108	95	103.2	101.5	34.92
14 - 15	88	110	115	100	93	99	117	101.2	108	35.18
15 - 16	110	111	117	115	118	82	114	114.2	98	34.66
16 - 17	116	130	130	128	95	118	112	119.8	115	36.14
17 - 18	163	150	164	178	192	119	96	169.4	107.5	34.18
18 - 19	193	177	179	168	170	127	120	177.4	123.5	34.52
19 - 20	114	134	135	122	127	101	82	126.4	91.5	35.08
20 - 21	75	69	63	100	83	76	84	78	80	36.2
21 - 22	53	56	59	59	57	47	58	56.8	52.5	37.44
22 - 23	25	28	45	52	25	33	58	35	45.5	35.6
23 - 24	16	38	38	36	27	27	28	31	27.5	38.62
Totals	1546	1629	1707	1700	1548	1350	1210			
% of Total	14.46%	15.24%	15.97%	15.9%	14.48%	12.63%	11.32%			

Incoming Weekly Counts
2022 Jan Westfield Road flashing

from Tue-Sep-21-2021-03-00-PM to Fri-Jan-14-2022-01-59-PM

	01/11/2021	to	07/11/2021							
	Monday	Tuesday	Wednesday	Thursday	Friday	Saturday	Sunday	Week	Weekend	Week Day 85%
Hour	01/11/2021	02/11/2021	03/11/2021	04/11/2021	05/11/2021	06/11/2021	07/11/2021	Day Avg	Avg	Avg Speed
0 - 1	20	24	38	45	32	45	57	31.8	51	38.06
1 - 2	10	12	15	23	25	31	24	17	27.5	37.56
2 - 3	3	6	4	5	9	16	25	5.4	20.5	39.5
3 - 4	1	0	1	0	3	7	8	1	7.5	31.67
4 - 5	2	1	1	5	4	5	9	2.6	7	35
5 - 6	4	6	5	4	3	2	6	4.4	4	22.66
6 - 7	6	9	7	4	7	2	1	6.6	1.5	26.66
7 - 8	10	9	12	15	15	4	5	12.2	4.5	37.5
8 - 9	25	26	35	25	20	3	2	26.2	2.5	36.5
9 - 10	116	121	121	104	86	25	10	109.6	17.5	34.76
10 - 11	131	147	139	128	146	46	25	138.2	35.5	35.2
11 - 12	81	92	112	95	104	75	42	96.8	58.5	36.06
12 - 13	80	92	72	54	102	108	0	80	54	34.64
13 - 14	94	103	97	96	96	126	0	97.2	63	35.42
14 - 15	125	125	117	112	112	116	0	118.2	58	34.48
15 - 16	130	126	111	110	127	102	0	120.8	51	34.28
16 - 17	173	146	122	115	117	113	0	134.6	56.5	35
17 - 18	161	151	154	146	151	120	0	152.6	60	34.88
18 - 19	186	191	168	192	193	125	0	186	62.5	33.62
19 - 20	201	211	191	177	180	132	0	192	66	33.84
20 - 21	159	175	157	159	147	91	0	159.4	45.5	34.24
21 - 22	95	97	82	95	75	89	0	88.8	44.5	35.92
22 - 23	43	61	42	67	54	103	0	53.4	51.5	36
23 - 24	36	43	34	48	33	56	0	38.8	28	35.88
Totals	1892	1974	1837	1824	1841	1542	214			
% of Total	17.01%	17.75%	16.51%	16.4%	16.55%	13.86%	1.92%			

Incoming Weekly Counts
 2022 Jan Westfield Road flashing

from Tue-Sep-21-2021-03-00-PM to Fri-Jan-14-2022-01-59-PM

	08/11/2021	to	14/11/2021							
	Monday	Tuesday	Wednesday	Thursday	Friday	Saturday	Sunday	Week	Weekend	Week Day 85%
Hour	08/11/2021	09/11/2021	10/11/2021	11/11/2021	12/11/2021	13/11/2021	14/11/2021	Day Avg	Avg	Avg Speed
0 - 1	0	0	0	0	0	0	0	0	0	0
1 - 2	0	0	0	0	0	0	0	0	0	0
2 - 3	0	0	0	0	0	0	0	0	0	0
3 - 4	0	0	0	0	0	0	0	0	0	0
4 - 5	0	0	0	0	0	0	0	0	0	0
5 - 6	0	0	0	0	0	0	0	0	0	0
6 - 7	0	0	0	0	0	0	0	0	0	0
7 - 8	0	0	0	0	0	0	0	0	0	0
8 - 9	0	0	0	0	0	0	0	0	0	0
9 - 10	0	0	0	0	0	0	0	0	0	0
10 - 11	0	0	0	0	0	0	0	0	0	0
11 - 12	0	0	0	0	0	0	0	0	0	0
12 - 13	0	0	0	0	0	0	0	0	0	0
13 - 14	0	0	0	0	0	0	0	0	0	0
14 - 15	0	0	0	0	0	0	0	0	0	0
15 - 16	0	0	0	0	0	0	0	0	0	0
16 - 17	0	0	0	0	0	0	0	0	0	0
17 - 18	0	0	0	0	0	0	0	0	0	0
18 - 19	0	0	0	0	0	0	0	0	0	0
19 - 20	0	0	0	0	0	0	0	0	0	0
20 - 21	0	0	0	0	0	0	0	0	0	0
21 - 22	0	0	0	0	0	0	0	0	0	0
22 - 23	0	0	0	0	0	0	0	0	0	0
23 - 24	0	0	0	0	0	0	0	0	0	0
Totals	0	0	0	0	0	0	0			
% of Total	0%	0%	0%	0%	0%	0%	0%			

	15/11/2021	to	21/11/2021							
	Monday	Tuesday	Wednesday	Thursday	Friday	Saturday	Sunday	Week	Weekend	Week Day 85%
Hour	15/11/2021	16/11/2021	17/11/2021	18/11/2021	19/11/2021	20/11/2021	21/11/2021	Day Avg	Avg	Avg Speed
0 - 1	0	0	0	0	0	0	0	0	0	0
1 - 2	0	0	0	0	0	0	0	0	0	0
2 - 3	0	0	0	0	0	0	0	0	0	0
3 - 4	0	0	0	0	0	0	0	0	0	0
4 - 5	0	0	0	0	0	0	0	0	0	0
5 - 6	0	0	0	0	0	0	0	0	0	0
6 - 7	0	0	0	0	0	0	0	0	0	0
7 - 8	0	0	0	0	0	0	0	0	0	0
8 - 9	0	0	0	0	0	0	0	0	0	0
9 - 10	0	0	0	0	0	0	0	0	0	0
10 - 11	0	0	0	0	0	0	0	0	0	0
11 - 12	0	0	0	0	0	0	0	0	0	0
12 - 13	0	0	0	0	0	0	0	0	0	0
13 - 14	0	0	0	0	0	0	0	0	0	0
14 - 15	0	0	0	0	0	0	0	0	0	0
15 - 16	0	0	0	0	0	0	0	0	0	0
16 - 17	0	0	0	0	0	0	0	0	0	0
17 - 18	0	0	0	0	0	0	0	0	0	0
18 - 19	0	0	0	0	0	0	0	0	0	0
19 - 20	0	0	0	0	0	0	0	0	0	0
20 - 21	0	0	0	0	0	0	0	0	0	0
21 - 22	0	0	0	0	0	0	0	0	0	0
22 - 23	0	0	0	0	0	0	0	0	0	0
23 - 24	0	0	0	0	0	0	0	0	0	0
Totals	0	0	0	0	0	0	0			
% of Total	0%	0%	0%	0%	0%	0%	0%			

Incoming Weekly Counts
 2022 Jan Westfield Road flashing

from Tue-Sep-21-2021-03-00-PM to Fri-Jan-14-2022-01-59-PM

	22/11/2021	to	28/11/2021							
	Monday	Tuesday	Wednesday	Thursday	Friday	Saturday	Sunday	Week	Weekend	Week Day 85%
Hour	22/11/2021	23/11/2021	24/11/2021	25/11/2021	26/11/2021	27/11/2021	28/11/2021	Day Avg	Avg	Avg Speed
0 - 1	0	0	0	0	0	0	0	0	0	0
1 - 2	0	0	0	0	0	0	0	0	0	0
2 - 3	0	0	0	0	0	0	0	0	0	0
3 - 4	0	0	0	0	0	0	0	0	0	0
4 - 5	0	0	0	0	0	0	0	0	0	0
5 - 6	0	0	0	0	0	0	0	0	0	0
6 - 7	0	0	0	0	0	0	0	0	0	0
7 - 8	0	0	0	0	0	0	0	0	0	0
8 - 9	0	0	0	0	0	0	0	0	0	0
9 - 10	0	0	0	0	0	0	0	0	0	0
10 - 11	0	0	0	0	0	0	0	0	0	0
11 - 12	0	0	0	0	0	0	0	0	0	0
12 - 13	0	0	0	0	0	0	0	0	0	0
13 - 14	0	0	0	0	0	0	0	0	0	0
14 - 15	0	0	0	0	0	0	0	0	0	0
15 - 16	0	0	0	0	0	0	0	0	0	0
16 - 17	0	0	0	0	0	0	0	0	0	0
17 - 18	0	0	0	0	0	0	0	0	0	0
18 - 19	0	0	0	0	0	0	0	0	0	0
19 - 20	0	0	0	0	0	0	0	0	0	0
20 - 21	0	0	0	0	0	0	0	0	0	0
21 - 22	0	0	0	0	0	0	0	0	0	0
22 - 23	0	0	0	0	0	0	0	0	0	0
23 - 24	0	0	0	0	0	0	0	0	0	0
Totals	0	0	0	0	0	0	0			
% of Total	0%	0%	0%	0%	0%	0%	0%			

Incoming Weekly Counts
 2022 Jan Westfield Road flashing

from Tue-Sep-21-2021-03-00-PM to Fri-Jan-14-2022-01-59-PM

	29/11/2021	to	05/12/2021							
	Monday	Tuesday	Wednesday	Thursday	Friday	Saturday	Sunday	Week	Weekend	Week Day 85%
Hour	29/11/2021	30/11/2021	01/12/2021	02/12/2021	03/12/2021	04/12/2021	05/12/2021	Day Avg	Avg	Avg Speed
0 - 1	0	0	0	0	0	0	0	0	0	0
1 - 2	0	0	0	0	0	0	0	0	0	0
2 - 3	0	0	0	0	0	0	0	0	0	0
3 - 4	0	0	0	0	0	0	0	0	0	0
4 - 5	0	0	0	0	0	0	0	0	0	0
5 - 6	0	0	0	0	0	0	0	0	0	0
6 - 7	0	0	0	0	0	0	0	0	0	0
7 - 8	0	0	0	0	0	0	0	0	0	0
8 - 9	0	0	0	0	0	0	0	0	0	0
9 - 10	0	0	0	0	0	0	0	0	0	0
10 - 11	0	0	0	0	0	0	0	0	0	0
11 - 12	0	0	0	0	0	0	0	0	0	0
12 - 13	0	0	0	0	0	0	0	0	0	0
13 - 14	0	0	0	0	0	0	0	0	0	0
14 - 15	0	0	0	0	0	0	0	0	0	0
15 - 16	0	0	0	0	0	0	0	0	0	0
16 - 17	0	0	0	0	0	0	0	0	0	0
17 - 18	0	0	0	0	0	0	0	0	0	0
18 - 19	0	0	0	0	0	0	0	0	0	0
19 - 20	0	0	0	0	0	0	0	0	0	0
20 - 21	0	0	0	0	0	0	0	0	0	0
21 - 22	0	0	0	0	0	0	0	0	0	0
22 - 23	0	0	0	0	0	0	0	0	0	0
23 - 24	0	0	0	0	0	0	0	0	0	0
Totals	0	0	0	0	0	0	0			
% of Total	0%	0%	0%	0%	0%	0%	0%			

Incoming Weekly Counts
 2022 Jan Westfield Road flashing

from Tue-Sep-21-2021-03-00-PM to Fri-Jan-14-2022-01-59-PM

	06/12/2021	to	12/12/2021							
	Monday	Tuesday	Wednesday	Thursday	Friday	Saturday	Sunday	Week	Weekend	Week Day 85%
Hour	06/12/2021	07/12/2021	08/12/2021	09/12/2021	10/12/2021	11/12/2021	12/12/2021	Day Avg	Avg	Avg Speed
0 - 1	0	0	0	0	0	0	0	0	0	0
1 - 2	0	0	0	0	0	0	0	0	0	0
2 - 3	0	0	0	0	0	0	0	0	0	0
3 - 4	0	0	0	0	0	0	0	0	0	0
4 - 5	0	0	0	0	0	0	0	0	0	0
5 - 6	0	0	0	0	0	0	0	0	0	0
6 - 7	0	0	0	0	0	0	0	0	0	0
7 - 8	0	0	0	0	0	0	0	0	0	0
8 - 9	0	0	0	0	0	0	0	0	0	0
9 - 10	0	0	0	0	0	0	0	0	0	0
10 - 11	0	0	0	0	0	0	0	0	0	0
11 - 12	0	0	0	0	0	0	0	0	0	0
12 - 13	0	0	0	0	0	0	0	0	0	0
13 - 14	0	0	0	0	0	0	0	0	0	0
14 - 15	0	0	0	0	0	0	0	0	0	0
15 - 16	0	0	0	0	0	0	0	0	0	0
16 - 17	0	0	0	0	0	0	0	0	0	0
17 - 18	0	0	0	0	0	0	0	0	0	0
18 - 19	0	0	0	0	0	0	0	0	0	0
19 - 20	0	0	0	0	0	0	0	0	0	0
20 - 21	0	0	0	0	0	0	0	0	0	0
21 - 22	0	0	0	0	0	0	0	0	0	0
22 - 23	0	0	0	0	0	0	0	0	0	0
23 - 24	0	0	0	0	0	0	0	0	0	0
Totals	0	0	0	0	0	0	0			
% of Total	0%	0%	0%	0%	0%	0%	0%			

Incoming Weekly Counts
 2022 Jan Westfield Road flashing

from Tue-Sep-21-2021-03-00-PM to Fri-Jan-14-2022-01-59-PM

	13/12/2021	to	19/12/2021							
	Monday	Tuesday	Wednesday	Thursday	Friday	Saturday	Sunday	Week	Weekend	Week Day 85%
Hour	13/12/2021	14/12/2021	15/12/2021	16/12/2021	17/12/2021	18/12/2021	19/12/2021	Day Avg	Avg	Avg Speed
0 - 1	0	0	0	0	0	0	0	0	0	0
1 - 2	0	0	0	0	0	0	0	0	0	0
2 - 3	0	0	0	0	0	0	0	0	0	0
3 - 4	0	0	0	0	0	0	0	0	0	0
4 - 5	0	0	0	0	0	0	0	0	0	0
5 - 6	0	0	0	0	0	0	0	0	0	0
6 - 7	0	0	0	0	0	0	0	0	0	0
7 - 8	0	0	0	0	0	0	0	0	0	0
8 - 9	0	0	0	0	0	0	0	0	0	0
9 - 10	0	0	0	0	0	0	0	0	0	0
10 - 11	0	0	0	0	0	0	0	0	0	0
11 - 12	0	0	0	0	0	0	0	0	0	0
12 - 13	0	0	0	0	0	0	0	0	0	0
13 - 14	0	0	0	0	0	0	0	0	0	0
14 - 15	0	0	0	0	0	0	0	0	0	0
15 - 16	0	0	0	0	0	0	0	0	0	0
16 - 17	0	0	0	0	0	0	0	0	0	0
17 - 18	0	0	0	0	0	0	0	0	0	0
18 - 19	0	0	0	0	0	0	0	0	0	0
19 - 20	0	0	0	0	0	0	0	0	0	0
20 - 21	0	0	0	0	0	0	0	0	0	0
21 - 22	0	0	0	0	0	0	0	0	0	0
22 - 23	0	0	0	0	0	0	0	0	0	0
23 - 24	0	0	0	0	0	0	0	0	0	0
Totals	0	0	0	0	0	0	0			
% of Total	0%	0%	0%	0%	0%	0%	0%			

Incoming Weekly Counts
 2022 Jan Westfield Road flashing

from Tue-Sep-21-2021-03-00-PM to Fri-Jan-14-2022-01-59-PM

	20/12/2021	to	26/12/2021							
	Monday	Tuesday	Wednesday	Thursday	Friday	Saturday	Sunday	Week	Weekend	Week Day 85%
Hour	20/12/2021	21/12/2021	22/12/2021	23/12/2021	24/12/2021	25/12/2021	26/12/2021	Day Avg	Avg	Avg Speed
0 - 1	0	0	0	0	0	0	0	0	0	0
1 - 2	0	0	0	0	0	0	0	0	0	0
2 - 3	0	0	0	0	0	0	0	0	0	0
3 - 4	0	0	0	0	0	0	0	0	0	0
4 - 5	0	0	0	0	0	0	0	0	0	0
5 - 6	0	0	0	0	0	0	0	0	0	0
6 - 7	0	0	0	0	0	0	0	0	0	0
7 - 8	0	0	0	0	0	0	0	0	0	0
8 - 9	0	0	0	0	0	0	0	0	0	0
9 - 10	0	0	0	0	0	0	0	0	0	0
10 - 11	0	0	0	0	0	0	0	0	0	0
11 - 12	0	0	0	0	0	0	0	0	0	0
12 - 13	0	0	0	0	0	0	0	0	0	0
13 - 14	0	0	0	0	0	0	0	0	0	0
14 - 15	0	0	0	0	0	0	0	0	0	0
15 - 16	0	0	0	0	0	0	0	0	0	0
16 - 17	0	0	0	0	0	0	0	0	0	0
17 - 18	0	0	0	0	0	0	0	0	0	0
18 - 19	0	0	0	0	0	0	0	0	0	0
19 - 20	0	0	0	0	0	0	0	0	0	0
20 - 21	0	0	0	0	0	0	0	0	0	0
21 - 22	0	0	0	0	0	0	0	0	0	0
22 - 23	0	0	0	0	0	0	0	0	0	0
23 - 24	0	0	0	0	0	0	0	0	0	0
Totals	0	0	0	0	0	0	0			
% of Total	0%	0%	0%	0%	0%	0%	0%			

Incoming Weekly Counts
2022 Jan Westfield Road flashing

from Tue-Sep-21-2021-03-00-PM to Fri-Jan-14-2022-01-59-PM

	27/12/2021	to	02/01/2022							
	Monday	Tuesday	Wednesday	Thursday	Friday	Saturday	Sunday	Week	Weekend	Week Day 85%
Hour	27/12/2021	28/12/2021	29/12/2021	30/12/2021	31/12/2021	01/01/2022	02/01/2022	Day Avg	Avg	Avg Speed
0 - 1	0	0	0	0	0	0	0	0	0	0
1 - 2	0	0	0	0	0	0	0	0	0	0
2 - 3	0	0	0	0	0	0	0	0	0	0
3 - 4	0	0	0	0	0	0	0	0	0	0
4 - 5	0	0	0	0	0	0	0	0	0	0
5 - 6	0	0	0	0	0	0	0	0	0	0
6 - 7	0	0	0	0	0	0	0	0	0	0
7 - 8	0	0	0	0	0	0	0	0	0	0
8 - 9	0	0	0	0	0	0	0	0	0	0
9 - 10	0	0	0	0	0	0	0	0	0	0
10 - 11	0	0	0	0	0	0	0	0	0	0
11 - 12	0	0	0	0	0	0	0	0	0	0
12 - 13	0	0	0	0	0	0	0	0	0	0
13 - 14	0	0	0	0	0	0	0	0	0	0
14 - 15	0	0	0	0	0	0	0	0	0	0
15 - 16	0	0	0	0	0	0	0	0	0	0
16 - 17	0	0	0	0	0	0	0	0	0	0
17 - 18	0	0	0	0	0	0	0	0	0	0
18 - 19	0	0	0	0	0	0	0	0	0	0
19 - 20	0	0	0	0	0	0	0	0	0	0
20 - 21	0	0	0	0	0	0	0	0	0	0
21 - 22	0	0	0	0	0	0	0	0	0	0
22 - 23	0	0	0	0	0	0	0	0	0	0
23 - 24	0	0	0	0	0	0	0	0	0	0
Totals	0	0	0	0	0	0	0			
% of Total	0%	0%	0%	0%	0%	0%	0%			

Incoming Weekly Counts
 2022 Jan Westfield Road flashing

from Tue-Sep-21-2021-03-00-PM to Fri-Jan-14-2022-01-59-PM

	03/01/2022	to	09/01/2022							
	Monday	Tuesday	Wednesday	Thursday	Friday	Saturday	Sunday	Week	Weekend	Week Day 85%
Hour	03/01/2022	04/01/2022	05/01/2022	06/01/2022	07/01/2022	08/01/2022	09/01/2022	Day Avg	Avg	Avg Speed
0 - 1	0	0	0	0	0	0	0	0	0	0
1 - 2	0	0	0	0	0	0	0	0	0	0
2 - 3	0	0	0	0	0	0	0	0	0	0
3 - 4	0	0	0	0	0	0	0	0	0	0
4 - 5	0	0	0	0	0	0	0	0	0	0
5 - 6	0	0	0	0	0	0	0	0	0	0
6 - 7	0	0	0	0	0	0	0	0	0	0
7 - 8	0	0	0	0	0	0	0	0	0	0
8 - 9	0	0	0	0	0	0	0	0	0	0
9 - 10	0	0	0	0	0	0	0	0	0	0
10 - 11	0	0	0	0	0	0	0	0	0	0
11 - 12	0	0	0	0	0	0	0	0	0	0
12 - 13	0	0	0	0	0	0	0	0	0	0
13 - 14	0	0	0	0	0	0	0	0	0	0
14 - 15	0	0	0	0	0	0	0	0	0	0
15 - 16	0	0	0	0	0	0	0	0	0	0
16 - 17	0	0	0	0	0	0	0	0	0	0
17 - 18	0	0	0	0	0	0	0	0	0	0
18 - 19	0	0	0	0	0	0	0	0	0	0
19 - 20	0	0	0	0	0	0	0	0	0	0
20 - 21	0	0	0	0	0	0	0	0	0	0
21 - 22	0	0	0	0	0	0	0	0	0	0
22 - 23	0	0	0	0	0	0	0	0	0	0
23 - 24	0	0	0	0	0	0	0	0	0	0
Totals	0	0	0	0	0	0	0			
% of Total	0%	0%	0%	0%	0%	0%	0%			

Incoming Weekly Counts
 2022 Jan Westfield Road flashing

from Tue-Sep-21-2021-03-00-PM to Fri-Jan-14-2022-01-59-PM

	10/01/2022	to	16/01/2022							
	Monday	Tuesday	Wednesday	Thursday	Friday	Saturday	Sunday	Week	Weekend	Week Day 85%
Hour	10/01/2022	11/01/2022	12/01/2022	13/01/2022	14/01/2022	15/01/2022	16/01/2022	Day Avg	Avg	Avg Speed
0 - 1	0	0	0	0	0	*	*	0	0	0
1 - 2	0	0	0	0	0	*	*	0	0	0
2 - 3	0	0	0	0	0	*	*	0	0	0
3 - 4	0	0	0	0	0	*	*	0	0	0
4 - 5	0	0	0	0	0	*	*	0	0	0
5 - 6	0	0	0	0	0	*	*	0	0	0
6 - 7	0	0	0	0	0	*	*	0	0	0
7 - 8	0	0	0	0	0	*	*	0	0	0
8 - 9	0	0	0	0	0	*	*	0	0	0
9 - 10	0	0	0	0	0	*	*	0	0	0
10 - 11	0	0	0	0	0	*	*	0	0	0
11 - 12	0	0	0	0	0	*	*	0	0	0
12 - 13	0	0	0	0	0	*	*	0	0	0
13 - 14	0	0	0	0	0	*	*	0	0	0
14 - 15	0	0	0	0	*	*	*	0	0	0
15 - 16	0	0	0	0	*	*	*	0	0	0
16 - 17	0	0	0	0	*	*	*	0	0	0
17 - 18	0	0	0	0	*	*	*	0	0	0
18 - 19	0	0	0	0	*	*	*	0	0	0
19 - 20	0	0	0	0	*	*	*	0	0	0
20 - 21	0	0	0	0	*	*	*	0	0	0
21 - 22	0	0	0	0	*	*	*	0	0	0
22 - 23	0	0	0	0	*	*	*	0	0	0
23 - 24	0	0	0	0	*	*	*	0	0	0
Totals	0	0	0	0	0	0	0			
% of Total	0%	0%	0%	0%	0%	0%	0%			

Incoming Monthly Counts
2022 Jan Westfield Road flashing

from Tue-Sep-21-2021-03-00-PM to Fri-Jan-14-2022-01-59-PM

Hour	Sep 2021							Week Day Avg	Weekend Avg	Week Day 85% Avg Speed
	Monday	Tuesday	Wednesday	Thursday	Friday	Saturday	Sunday			
0 - 1	12	12	44	33	12	20	31	22.6	25.5	39.06
1 - 2	3	9	15	20	10	20	19	11.4	19.5	38.94
2 - 3	2	2	1	5	4	9	17	2.8	13	38.5
3 - 4	0	3	4	2	5	4	4	2.8	4	40
4 - 5	8	5	5	12	3	2	3	6.6	2.5	25.16
5 - 6	9	2	9	9	3	4	5	6.4	4.5	32
6 - 7	8	10	14	16	14	4	6	12.4	5	38
7 - 8	14	24	37	47	14	8	17	27.2	12.5	35.82
8 - 9	83	95	212	183	84	24	34	131.4	29	34.74
9 - 10	139	114	240	254	125	45	78	174.4	61.5	35.06
10 - 11	59	68	170	175	93	71	73	113	72	36.38
11 - 12	61	75	159	136	103	101	89	106.8	95	35.46
12 - 13	64	69	149	157	88	103	92	105.4	97.5	35.32
13 - 14	68	99	180	196	112	117	105	131	111	35.42
14 - 15	84	84	213	196	117	98	121	138.8	109.5	35.42
15 - 16	115	196	219	169	159	100	98	171.6	99	35.52
16 - 17	133	287	256	268	187	115	87	226.2	101	34.94
17 - 18	154	331	320	337	169	96	79	262.2	87.5	35.26
18 - 19	170	379	385	334	188	104	106	291.2	105	35.5
19 - 20	154	279	279	277	131	103	82	224	92.5	35.18
20 - 21	101	183	204	196	85	67	70	153.8	68.5	34.7
21 - 22	48	111	136	120	80	27	55	99	41	35.96
22 - 23	34	86	92	104	48	37	23	72.8	30	36.5
23 - 24	21	73	60	71	51	24	14	55.2	19	36.88
Totals	1544	2596	3403	3317	1885	1303	1308			
% of Total	10.05%	16.91%	22.16%	21.6%	12.28%	8.49%	8.52%			

Incoming Monthly Counts
 2022 Jan Westfield Road flashing

from Tue-Sep-21-2021-03-00-PM to Fri-Jan-14-2022-01-59-PM

Hour	Oct 2021							Week Day Avg	Weekend Avg	Week Day 85% Avg Speed
	Monday	Tuesday	Wednesday	Thursday	Friday	Saturday	Sunday			
0 - 1	43	54	79	74	135	157	162	77	159.5	39.22
1 - 2	10	20	25	34	53	101	69	28.4	85	38.76
2 - 3	4	8	15	18	22	29	59	13.4	44	41.08
3 - 4	3	8	13	3	9	25	14	7.2	19.5	42.5
4 - 5	16	31	23	17	27	9	10	22.8	9.5	28.66
5 - 6	27	25	27	22	15	14	8	23.2	11	30.06
6 - 7	31	33	35	43	58	22	14	40	18	37.24
7 - 8	99	110	100	97	108	36	22	102.8	29	35.64
8 - 9	395	404	427	410	443	96	41	415.8	68.5	34.28
9 - 10	544	523	510	508	594	228	129	535.8	178.5	35.04
10 - 11	322	323	346	329	439	357	214	351.8	285.5	35.94
11 - 12	312	331	354	298	411	448	338	341.2	393	34.88
12 - 13	343	330	348	347	436	550	500	360.8	525	35.78
13 - 14	401	430	400	376	532	582	563	427.8	572.5	34.82
14 - 15	439	400	483	409	583	531	591	462.8	561	34.84
15 - 16	456	404	439	461	571	500	518	466.2	509	35.04
16 - 17	567	533	543	588	722	553	534	590.6	543.5	35.08
17 - 18	664	697	720	682	877	562	446	728	504	34.32
18 - 19	706	757	751	754	864	604	454	766.4	529	34.7
19 - 20	539	558	625	597	731	509	382	610	445.5	34.84
20 - 21	303	352	351	404	486	385	277	379.2	331	35.52
21 - 22	186	233	241	241	263	213	236	232.8	224.5	36.98
22 - 23	157	154	184	196	159	165	162	170	163.5	36.18
23 - 24	101	133	149	144	180	157	89	141.4	123	37.52
Totals	6668	6851	7188	7052	8718	6833	5832			
% of Total	13.57%	13.94%	14.63%	14.35%	17.74%	13.9%	11.87%			

Incoming Monthly Counts
2022 Jan Westfield Road flashing

from Tue-Sep-21-2021-03-00-PM to Fri-Jan-14-2022-01-59-PM

Hour	Nov 2021							Week Day Avg	Weekend Avg	Week Day 85% Avg Speed
	Monday	Tuesday	Wednesday	Thursday	Friday	Saturday	Sunday			
0 - 1	20	24	38	45	32	45	57	31.8	51	38.06
1 - 2	10	12	15	23	25	31	24	17	27.5	37.56
2 - 3	3	6	4	5	9	16	25	5.4	20.5	39.5
3 - 4	1	0	1	0	3	7	8	1	7.5	31.67
4 - 5	2	1	1	5	4	5	9	2.6	7	35
5 - 6	4	6	5	4	3	2	6	4.4	4	22.66
6 - 7	6	9	7	4	7	2	1	6.6	1.5	26.66
7 - 8	10	9	12	15	15	4	5	12.2	4.5	37.5
8 - 9	25	26	35	25	20	3	2	26.2	2.5	36.5
9 - 10	116	121	121	104	86	25	10	109.6	17.5	34.76
10 - 11	131	147	139	128	146	46	25	138.2	35.5	35.2
11 - 12	81	92	112	95	104	75	42	96.8	58.5	36.06
12 - 13	80	92	72	54	102	108	0	80	54	34.64
13 - 14	94	103	97	96	96	126	0	97.2	63	35.42
14 - 15	125	125	117	112	112	116	0	118.2	58	34.48
15 - 16	130	126	111	110	127	102	0	120.8	51	34.28
16 - 17	173	146	122	115	117	113	0	134.6	56.5	35
17 - 18	161	151	154	146	151	120	0	152.6	60	34.88
18 - 19	186	191	168	192	193	125	0	186	62.5	33.62
19 - 20	201	211	191	177	180	132	0	192	66	33.84
20 - 21	159	175	157	159	147	91	0	159.4	45.5	34.24
21 - 22	95	97	82	95	75	89	0	88.8	44.5	35.92
22 - 23	43	61	42	67	54	103	0	53.4	51.5	36
23 - 24	36	43	34	48	33	56	0	38.8	28	35.88
Totals	1892	1974	1837	1824	1841	1542	214			
% of Total	17.01%	17.75%	16.51%	16.4%	16.55%	13.86%	1.92%			

Hour	Dec 2021							Week Day Avg	Weekend Avg	Week Day 85% Avg Speed
	Monday	Tuesday	Wednesday	Thursday	Friday	Saturday	Sunday			
0 - 1	0	0	0	0	0	0	0	0	0	0
1 - 2	0	0	0	0	0	0	0	0	0	0
2 - 3	0	0	0	0	0	0	0	0	0	0
3 - 4	0	0	0	0	0	0	0	0	0	0
4 - 5	0	0	0	0	0	0	0	0	0	0
5 - 6	0	0	0	0	0	0	0	0	0	0
6 - 7	0	0	0	0	0	0	0	0	0	0
7 - 8	0	0	0	0	0	0	0	0	0	0
8 - 9	0	0	0	0	0	0	0	0	0	0
9 - 10	0	0	0	0	0	0	0	0	0	0
10 - 11	0	0	0	0	0	0	0	0	0	0
11 - 12	0	0	0	0	0	0	0	0	0	0
12 - 13	0	0	0	0	0	0	0	0	0	0
13 - 14	0	0	0	0	0	0	0	0	0	0
14 - 15	0	0	0	0	0	0	0	0	0	0
15 - 16	0	0	0	0	0	0	0	0	0	0
16 - 17	0	0	0	0	0	0	0	0	0	0
17 - 18	0	0	0	0	0	0	0	0	0	0
18 - 19	0	0	0	0	0	0	0	0	0	0
19 - 20	0	0	0	0	0	0	0	0	0	0
20 - 21	0	0	0	0	0	0	0	0	0	0
21 - 22	0	0	0	0	0	0	0	0	0	0
22 - 23	0	0	0	0	0	0	0	0	0	0
23 - 24	0	0	0	0	0	0	0	0	0	0
Totals	0	0	0	0	0	0	0			
% of Total	0%	0%	0%	0%	0%	0%	0%			

Incoming Monthly Counts
 2022 Jan Westfield Road flashing

from Tue-Sep-21-2021-03-00-PM to Fri-Jan-14-2022-01-59-PM

Hour	Jan 2022							Week Day Avg	Weekend Avg	Week Day 85% Avg Speed
	Monday	Tuesday	Wednesday	Thursday	Friday	Saturday	Sunday			
0 - 1	0	0	0	0	0	0	0	0	0	0
1 - 2	0	0	0	0	0	0	0	0	0	0
2 - 3	0	0	0	0	0	0	0	0	0	0
3 - 4	0	0	0	0	0	0	0	0	0	0
4 - 5	0	0	0	0	0	0	0	0	0	0
5 - 6	0	0	0	0	0	0	0	0	0	0
6 - 7	0	0	0	0	0	0	0	0	0	0
7 - 8	0	0	0	0	0	0	0	0	0	0
8 - 9	0	0	0	0	0	0	0	0	0	0
9 - 10	0	0	0	0	0	0	0	0	0	0
10 - 11	0	0	0	0	0	0	0	0	0	0
11 - 12	0	0	0	0	0	0	0	0	0	0
12 - 13	0	0	0	0	0	0	0	0	0	0
13 - 14	0	0	0	0	0	0	0	0	0	0
14 - 15	0	0	0	0	0	0	0	0	0	0
15 - 16	0	0	0	0	0	0	0	0	0	0
16 - 17	0	0	0	0	0	0	0	0	0	0
17 - 18	0	0	0	0	0	0	0	0	0	0
18 - 19	0	0	0	0	0	0	0	0	0	0
19 - 20	0	0	0	0	0	0	0	0	0	0
20 - 21	0	0	0	0	0	0	0	0	0	0
21 - 22	0	0	0	0	0	0	0	0	0	0
22 - 23	0	0	0	0	0	0	0	0	0	0
23 - 24	0	0	0	0	0	0	0	0	0	0
Totals	0	0	0	0	0	0	0			
% of Total	0%	0%	0%	0%	0%	0%	0%			

Incoming Weekly Speeds
2022 Jan Westfield Road flashing

from Tue-Sep-21-2021-03-00-PM to Fri-Jan-14-2022-01-59-PM

	20/09/2021	to	26/09/2021							
	Monday	Tuesday	Wednesday	Thursday	Friday	Saturday	Sunday	Week	Weekend	Week Day 85%
Hour	20/09/2021	21/09/2021	22/09/2021	23/09/2021	24/09/2021	25/09/2021	26/09/2021	Day Avg	Avg	Avg Speed
0 - 1	*	*	31.3	30.79	34.33	32.1	33.55	31.85	32.98	38.27
1 - 2	*	*	30.7	34.5	35.7	34.85	31.53	33.5	33.23	39.47
2 - 3	*	*	27	32	36	35.11	33.06	33.22	33.77	36.67
3 - 4	*	*	28.67	47	27	29.5	32.25	29.78	30.88	40.83
4 - 5	*	*	14.5	22.75	22	32	27	21.31	29	30
5 - 6	*	*	14.75	20.75	22	33.25	30	18.91	31.44	24.17
6 - 7	*	*	31.57	29.29	29.43	30.75	30.33	29.93	30.5	38.07
7 - 8	*	*	31.47	30.87	28.71	34.12	33.47	30.54	33.68	36.77
8 - 9	*	*	31.02	30.34	30.46	28.96	33.97	30.63	31.9	35.17
9 - 10	*	*	30.17	30.48	29.88	30.87	30.05	30.18	30.35	35.17
10 - 11	*	*	30.88	29.36	31.05	30.44	32.45	30.46	31.46	35.9
11 - 12	*	*	30.05	31.12	29.28	29.97	29.89	30.04	29.93	35.93
12 - 13	*	*	29.46	30.6	27.77	29.56	30.95	29.26	30.22	35.7
13 - 14	*	*	29.44	29.85	29.49	30.44	30.53	29.59	30.48	34.67
14 - 15	*	26.33	28.97	30.57	29.58	31.04	30.66	29.6	30.83	34.12
15 - 16	*	29.19	29.17	30.43	29.86	31.19	30.29	29.65	30.74	35.85
16 - 17	*	29.21	28.72	28.91	29.32	29.78	29.97	29.07	29.86	34.2
17 - 18	*	28.55	29.21	29.31	29.28	31.53	30.56	29.08	31.09	35.25
18 - 19	*	28.97	29.92	29.68	31.05	31.13	28.69	29.89	29.9	36.15
19 - 20	*	29.14	30.59	30.43	30.45	30.97	30.84	30.14	30.91	35.4
20 - 21	*	29	29.04	29.65	30.84	32.34	30.21	29.55	31.26	34.9
21 - 22	*	30.25	29.78	30.08	30.98	32.7	30.22	30.29	31.04	35.78
22 - 23	*	30.57	30.89	30.42	29.48	33.84	33.7	30.34	33.78	35.25
23 - 24	*	27.93	31.71	32.09	32.25	31.75	30.14	30.93	31.16	36.8
Totals	0	289	689.1	731.4	716.5	758.1	744.3			
% of Total	0%	7.36%	17.54%	18.62%	18.24%	19.3%	18.95%			

Incoming Weekly Speeds
2022 Jan Westfield Road flashing

from Tue-Sep-21-2021-03-00-PM to Fri-Jan-14-2022-01-59-PM

	27/09/2021	to	03/10/2021							
	Monday	Tuesday	Wednesday	Thursday	Friday	Saturday	Sunday	Week	Weekend	Week Day 85%
Hour	27/09/2021	28/09/2021	29/09/2021	30/09/2021	01/10/2021	02/10/2021	03/10/2021	Day Avg	Avg	Avg Speed
0 - 1	33.92	32.75	30.53	33.53	33.75	30.08	30.83	32.89	30.43	38.88
1 - 2	30.33	33.33	31	33.43	33.31	32	30.31	32.89	31.24	38.16
2 - 3	19.5	39.5	0	52	37	35.4	33.84	35.12	34.17	42.5
3 - 4	0	35.33	22	22	30.33	32.5	34.5	30.12	33.5	35
4 - 5	16.62	17	13.67	22	23.25	34.5	27	18.33	30	23.5
5 - 6	21.67	24.5	17.2	23	28.67	29	27	22.12	28.5	34
6 - 7	32.88	30.7	30.71	28	27.14	30.33	38.67	29.52	34.5	36.32
7 - 8	30.79	30.38	30	28.42	30.22	26.36	30	29.87	27.5	35.5
8 - 9	29.86	30.04	29.23	29.09	28.89	35.58	34.77	29.42	35.25	34.34
9 - 10	28.98	30.61	30.71	29.66	29.23	31.52	28.31	29.81	30.17	34.98
10 - 11	30.97	31.09	30	31.65	29.27	30.57	30.13	30.54	30.42	36.24
11 - 12	30.77	29.52	30.3	30.69	29.22	30.88	29.49	30.03	30.22	35.06
12 - 13	30.39	29.9	30.61	29.01	30.44	29.57	29.72	30.08	29.65	35.74
13 - 14	30.12	29.76	30.49	29.26	29.77	29.7	29.9	29.85	29.81	35.78
14 - 15	29.76	28.81	29.02	30.04	28.77	30	30.12	29.25	30.07	35.22
15 - 16	29.37	31.03	28.81	29.89	30.09	30.88	30.86	29.8	30.87	35.64
16 - 17	30.54	29.61	29.45	29.39	29.55	30.8	30.16	29.71	30.46	35.2
17 - 18	29.34	28.44	28.9	29.08	28.66	30.45	28.7	28.88	29.5	35.04
18 - 19	29.34	29.57	29.57	29.05	30.69	30.55	30.91	29.65	30.72	34.82
19 - 20	29.67	29.42	29.8	29.62	30.46	29.72	31.17	29.8	30.34	34.96
20 - 21	27.99	30.4	29.44	30.26	30.26	29.39	31.55	29.63	30.38	35.1
21 - 22	29.56	30.43	30.04	30.77	30.37	31.97	31.45	30.26	31.7	36.04
22 - 23	33.38	30.78	31.25	30.35	30.98	31.37	34.19	31.24	32.78	37
23 - 24	30.67	29.94	29.83	30.35	29.79	32.77	28.53	30.07	31.05	36.08
Totals	666.6	722.7	652.4	720.8	720.2	746	742.1			
% of Total	13.41%	14.54%	13.12%	14.5%	14.49%	15.01%	14.93%			

Incoming Weekly Speeds
2022 Jan Westfield Road flashing

from Tue-Sep-21-2021-03-00-PM to Fri-Jan-14-2022-01-59-PM

	04/10/2021	to	10/10/2021							
	Monday	Tuesday	Wednesday	Thursday	Friday	Saturday	Sunday	Week	Weekend	Week Day 85%
Hour	04/10/2021	05/10/2021	06/10/2021	07/10/2021	08/10/2021	09/10/2021	10/10/2021	Day Avg	Avg	Avg Speed
0 - 1	27.7	35.14	29.93	31.3	30.78	30.37	30.7	31.12	30.55	38.5
1 - 2	32	37	33	29	27.12	29.88	34.67	30.46	31.86	38.5
2 - 3	47	32	28.83	47	34.67	35.5	29.25	33.8	31.33	42
3 - 4	42	27.25	21	0	47	31.2	0	28.2	31.2	37.2
4 - 5	17	20.7	20.71	18.5	20.71	27	0	19.79	27	28
5 - 6	21.4	20.88	19.2	20.2	23.67	34.5	22	20.74	30.33	31.16
6 - 7	29.29	30	30.17	30.44	29	29.5	31.2	29.87	30.71	36.56
7 - 8	29.69	30.19	32.08	29.82	30.9	30.38	35.5	30.55	32.57	36.92
8 - 9	29.17	28.43	29.26	30.2	29	31.04	32	29.22	31.19	33.96
9 - 10	30.01	30.26	30.79	30.71	29.97	30.9	31.22	30.34	31.04	35.4
10 - 11	31.4	30.37	31.47	30.41	30.2	30.88	30.51	30.76	30.72	36.48
11 - 12	29.18	29.82	29.86	28.49	29.77	29.57	29.8	29.47	29.66	34.94
12 - 13	29.16	30.67	30.62	30.39	29.95	29.2	31.04	30.11	30.09	36.06
13 - 14	29.26	29.2	28.95	29.73	30.24	29.14	29.46	29.47	29.29	35.12
14 - 15	29.39	29.31	29.48	30	28.74	30	30.25	29.36	30.13	34.82
15 - 16	29.7	30.44	29.28	29.25	29.93	30.34	31.31	29.7	30.82	35.12
16 - 17	29.78	29.25	30.29	28.87	29.56	31.23	30.64	29.55	30.96	35.2
17 - 18	28.05	28.64	26.99	28.94	28.56	30.07	30.64	28.21	30.31	34.28
18 - 19	30.14	29.91	29.73	29.31	29.31	29.29	29.85	29.67	29.5	34.76
19 - 20	29.66	30.17	30.02	28.97	30.32	30.66	30.18	29.83	30.44	35.32
20 - 21	29.14	28.56	29.56	29	29.79	30.52	31.47	29.23	30.85	34.78
21 - 22	30.18	30.24	31.61	32.96	31.35	32.94	30.07	31.35	31.66	37
22 - 23	31.36	29.03	32.5	31.02	28.54	31.82	32.35	30.72	32	36.36
23 - 24	30.92	33.57	32.49	31.4	32.24	31.7	32.29	32.15	31.86	38.56
Totals	722.7	711	697.9	685.9	721.3	737.6	676.3			
% of Total	14.59%	14.36%	14.09%	13.85%	14.56%	14.89%	13.66%			

Incoming Weekly Speeds
2022 Jan Westfield Road flashing

from Tue-Sep-21-2021-03-00-PM to Fri-Jan-14-2022-01-59-PM

	11/10/2021	to	17/10/2021							
	Monday	Tuesday	Wednesday	Thursday	Friday	Saturday	Sunday	Week	Weekend	Week Day 85%
Hour	11/10/2021	12/10/2021	13/10/2021	14/10/2021	15/10/2021	16/10/2021	17/10/2021	Day Avg	Avg	Avg Speed
0 - 1	31.67	34	32.16	33.75	29.58	31.56	31.42	31.59	31.48	39.86
1 - 2	34.5	32	26.33	32.25	32.14	32.48	32.55	30.92	32.51	37
2 - 3	37	37	37	32	35.33	37	32	35.12	34.14	42
3 - 4	32.5	39.5	29.5	27	32	28.5	37	32.08	32.75	37
4 - 5	19.75	19.2	23.57	17.17	20.5	27	0	20.21	27	25
5 - 6	17.89	16	16.2	18.2	25.2	37	28.67	18.68	32	23.66
6 - 7	31.2	32.29	31.33	27.62	29.82	32	42	30.24	34.5	38
7 - 8	30.67	31.19	29.6	30.59	31.56	35	33.25	30.75	34.22	35.44
8 - 9	30.04	29.37	29.97	29.48	29.34	31.53	30.2	29.65	31.25	34.72
9 - 10	30.22	29.55	28.98	29.98	29.68	32	26.3	29.67	30.07	34.78
10 - 11	29.56	31.15	30.54	30.72	30.81	30.98	30.96	30.56	30.97	35.84
11 - 12	29.81	29.86	29.54	28.99	29.51	30.87	29.6	29.54	30.27	34.9
12 - 13	29.75	29.39	30.92	29.16	29.85	29.62	29.64	29.82	29.63	36.04
13 - 14	29.55	28.51	28.54	28.58	29.91	30.06	31.11	29.04	30.54	34.52
14 - 15	29.11	29.73	28.4	28.33	29.15	31	29.24	28.95	30.08	34.66
15 - 16	29.19	29.31	29.19	30.03	29.58	31.01	31.76	29.46	31.35	35.18
16 - 17	29.85	28.77	29.53	29.47	29.76	30.38	30.35	29.48	30.36	34.7
17 - 18	28.3	27.54	28.53	28.43	28.99	29.84	31.01	28.36	30.33	34.4
18 - 19	29.98	28.89	29.79	29.99	30.24	31.36	29.14	29.79	30.46	34.86
19 - 20	29.19	29.39	29.85	29.76	28.93	30.19	30.05	29.43	30.13	34.64
20 - 21	29.36	29.6	29.23	30.02	31.12	31.24	31.21	29.89	31.23	35.88
21 - 22	29.75	28.34	30.77	31.02	31.11	31	30.37	30.19	30.65	36.34
22 - 23	32.03	30.12	28.69	30.24	30.07	31.18	31.91	30.15	31.53	36.62
23 - 24	30.49	31.11	30	31.44	31.14	31.74	34.86	30.83	32.87	36.82
Totals	711.7	711.9	698.1	694.2	715.1	754.6	724.5			
% of Total	14.21%	14.21%	13.93%	13.86%	14.27%	15.06%	14.46%			

Incoming Weekly Speeds
2022 Jan Westfield Road flashing

from Tue-Sep-21-2021-03-00-PM to Fri-Jan-14-2022-01-59-PM

	18/10/2021	to	24/10/2021							
	Monday	Tuesday	Wednesday	Thursday	Friday	Saturday	Sunday	Week	Weekend	Week Day 85%
Hour	18/10/2021	19/10/2021	20/10/2021	21/10/2021	22/10/2021	23/10/2021	24/10/2021	Day Avg	Avg	Avg Speed
0 - 1	34.2	30.87	30.86	28.07	31.74	30.91	31.83	31.09	31.33	37.26
1 - 2	32	34	28.67	32.62	30.5	29.27	36.62	31.6	31.23	39
2 - 3	27	28.67	27	34.67	29.83	25.2	35.71	30.4	31.33	35
3 - 4	0	0	25.75	37	24.5	31.43	32.5	27	31.67	33.33
4 - 5	12	16	14.75	17	17.25	32	0	15.82	32	16.5
5 - 6	21	20.71	18	19.29	19.5	32	32	19.71	32	28
6 - 7	29.12	33.38	30.1	32.75	31.78	26.38	38.67	31.37	29.73	37.5
7 - 8	30.3	30.06	28.57	30.12	30.19	24	37	29.84	27.25	36.66
8 - 9	29.23	28.89	27.59	29.14	29.59	30.56	29.07	28.84	29.87	33.76
9 - 10	30.02	30.21	28.91	29.76	30.14	30.06	32.52	29.81	30.8	35.12
10 - 11	29.93	30.63	30.05	30.39	31.34	28.88	31.77	30.47	29.91	36.18
11 - 12	29.72	28.71	29.72	29.91	28.45	30.19	29.63	29.34	29.95	34.84
12 - 13	30.06	28.36	30.26	30.3	30.71	30.17	30.73	29.9	30.43	35.7
13 - 14	30.2	30.33	29.21	29.83	30.37	30.27	30.37	29.99	30.32	35.26
14 - 15	29.14	30.08	28.33	28.78	29.68	30.98	32.11	29.17	31.54	35
15 - 16	29.9	29.91	29.87	30.07	29.69	30.31	30.44	29.89	30.37	35.22
16 - 17	29.87	29.62	28.96	29.49	29.85	30.44	30.58	29.57	30.51	34.96
17 - 18	28.09	27.61	28.48	28.26	28.5	30.42	30.17	28.18	30.31	34.44
18 - 19	29.96	29.33	29.38	28.63	30.6	30.09	30.74	29.52	30.35	34.86
19 - 20	28.6	30.32	28.33	29.4	29.91	30.34	30.67	29.29	30.46	34.76
20 - 21	30.19	30.66	30	29.59	30.01	30.99	30.57	30.06	30.82	35.48
21 - 22	30.18	29	31.31	30.48	32.51	30.92	31.2	30.63	31.08	36.28
22 - 23	30.2	28.91	30.29	31.51	30.45	32.5	32.92	30.23	32.68	36.5
23 - 24	33.58	29.46	31.27	30.29	31.66	30.03	29.2	31.06	29.83	35.92
Totals	664.5	665.8	675.9	707.5	698.6	718.4	737			
% of Total	13.65%	13.68%	13.89%	14.53%	14.35%	14.76%	15.14%			

Incoming Weekly Speeds
2022 Jan Westfield Road flashing

from Tue-Sep-21-2021-03-00-PM to Fri-Jan-14-2022-01-59-PM

	25/10/2021	to	31/10/2021							
	Monday	Tuesday	Wednesday	Thursday	Friday	Saturday	Sunday	Week	Weekend	Week Day 85%
Hour	25/10/2021	26/10/2021	27/10/2021	28/10/2021	29/10/2021	30/10/2021	31/10/2021	Day Avg	Avg	Avg Speed
0 - 1	33.09	32.57	31.72	32.71	33.67	32.78	32.62	32.74	32.7	39.54
1 - 2	37	32.12	32.12	32.86	37.64	34.12	28.56	34.37	31.95	40.16
2 - 3	22	30.33	37	34.89	38.25	32.29	36.92	34.67	35.3	39.16
3 - 4	0	34.5	37	42	0	35.71	37	37	36.31	41.67
4 - 5	19.5	16	20	15.33	17.17	33.67	33.57	17.5	33.6	19.84
5 - 6	14.5	18.17	19.75	0	12.5	28.67	34.5	17.5	31	21.88
6 - 7	27.18	28.44	32.29	29.18	29.15	32.17	37	29.04	33.38	35.26
7 - 8	28.71	28.57	30.62	28.43	29.55	31.33	33	29.19	32.09	34.8
8 - 9	29.78	29.46	30.36	30.93	29.45	32.05	35	30.03	32.67	35.12
9 - 10	30.81	30.19	29.41	31.34	30.06	30.55	29.18	30.39	30.24	35.46
10 - 11	29.84	30.86	29.39	29.42	29.97	30.43	29.95	29.84	30.32	35.4
11 - 12	30.15	29.86	29.23	30.47	29.36	29.8	29.24	29.79	29.59	35.16
12 - 13	29.53	30.07	30	29.98	30.39	30.61	30.66	29.98	30.63	35.06
13 - 14	29.72	29.48	29.45	30.44	29.97	30.49	31.04	29.82	30.75	34.92
14 - 15	30.26	29.89	29.39	29.63	30.26	30.82	29.73	29.86	30.23	35.18
15 - 16	30.5	28.26	29.07	30.15	29.41	31.67	30.11	29.47	30.76	34.66
16 - 17	30.48	29.82	30.68	30.48	30.43	31.04	30.38	30.37	30.72	36.14
17 - 18	28.44	28.01	27.91	28.11	28.34	30.14	30.61	28.17	30.35	34.18
18 - 19	28.83	29.17	30.15	29.9	29.52	30.31	30.34	29.5	30.32	34.52
19 - 20	30.17	29.51	29.39	30.75	29.93	31.07	30.61	29.93	30.86	35.08
20 - 21	29.49	30.61	31.46	29.89	30.27	32.58	27.95	30.27	30.15	36.2
21 - 22	32	31.79	32.17	30.2	31.12	31.02	28.1	31.44	29.41	37.44
22 - 23	31.52	30.11	29.67	30	30.12	30.52	29.31	30.17	29.75	35.6
23 - 24	33.75	32.29	30.68	31.25	29.85	33.04	32.43	31.38	32.73	38.62
Totals	667.2	700.3	719.1	698.1	676.4	756.9	757.8			
% of Total	13.41%	14.07%	14.45%	14.03%	13.59%	15.21%	15.23%			

Incoming Weekly Speeds
2022 Jan Westfield Road flashing

from Tue-Sep-21-2021-03-00-PM to Fri-Jan-14-2022-01-59-PM

	01/11/2021	to	07/11/2021							
	Monday	Tuesday	Wednesday	Thursday	Friday	Saturday	Sunday	Week	Weekend	Week Day 85%
Hour	01/11/2021	02/11/2021	03/11/2021	04/11/2021	05/11/2021	06/11/2021	07/11/2021	Day Avg	Avg	Avg Speed
0 - 1	32.05	31.5	32.37	30.71	30.94	30.6	29.58	31.44	30.03	38.06
1 - 2	34.7	31.33	32.27	31.43	29.96	29.94	33.96	31.52	31.69	37.56
2 - 3	33.67	29.83	34.5	31	31.11	31.94	34.96	31.59	33.78	39.5
3 - 4	27	0	32	0	23.67	30.71	35.38	26	33.2	31.67
4 - 5	29.5	37	22	29.2	30.75	30	33.22	29.77	32.07	35
5 - 6	20.75	14.67	17.2	20.75	15.33	29.5	28.83	17.55	29	22.66
6 - 7	20.5	24.22	15.14	16	20.71	29.5	32	19.88	30.33	26.66
7 - 8	31.6	32.11	27.25	29	26.67	35.75	34.2	28.97	34.89	37.5
8 - 9	30.76	31.04	30.06	29.68	28.95	37	29.5	30.15	34	36.5
9 - 10	29.47	29.53	29.79	29.75	30.76	30.16	28.8	29.81	29.77	34.76
10 - 11	29.71	29.86	29.91	30.36	30.06	29.02	32.28	29.98	30.17	35.2
11 - 12	30.65	30.55	29.32	30.56	31.04	30.23	29.79	30.39	30.07	36.06
12 - 13	29.46	30.15	29.88	30.09	28.73	28.94	0	29.59	28.94	34.64
13 - 14	30.48	30.12	29.36	30.59	28.82	29.72	0	29.87	29.72	35.42
14 - 15	30.02	30.09	30.03	29.09	29.49	30	0	29.76	30	34.48
15 - 16	28.49	28.51	27.79	29.36	28.75	30.13	0	28.58	30.13	34.28
16 - 17	28.53	29.71	29.33	29.37	29.23	28.96	0	29.2	28.96	35
17 - 18	29.91	29.85	28.66	30.28	30.35	29.82	0	29.8	29.82	34.88
18 - 19	28.29	27.07	27.78	27.2	28.5	29.95	0	27.77	29.95	33.62
19 - 20	28.46	27.88	28.25	29.44	28.41	29.83	0	28.46	29.83	33.84
20 - 21	29.06	28.79	29.6	30.01	28.03	30.46	0	29.11	30.46	34.24
21 - 22	30.65	29.89	30.35	30.13	31.36	30.09	0	30.44	30.09	35.92
22 - 23	31.14	29.87	31.48	30.48	29.91	30.51	0	30.49	30.51	36
23 - 24	29.69	29.6	29.38	29.17	30.61	29.93	0	29.64	29.93	35.88
Totals	704.8	673.2	683.9	663.9	682.2	732.6	382.6			
% of Total	15.58%	14.88%	15.12%	14.68%	15.08%	16.2%	8.46%			

Incoming Weekly Speeds
 2022 Jan Westfield Road flashing

from Tue-Sep-21-2021-03-00-PM to Fri-Jan-14-2022-01-59-PM

	08/11/2021	to	14/11/2021							
	Monday	Tuesday	Wednesday	Thursday	Friday	Saturday	Sunday	Week	Weekend	Week Day 85%
Hour	08/11/2021	09/11/2021	10/11/2021	11/11/2021	12/11/2021	13/11/2021	14/11/2021	Day Avg	Avg	Avg Speed
0 - 1	0	0	0	0	0	0	0	0	0	0
1 - 2	0	0	0	0	0	0	0	0	0	0
2 - 3	0	0	0	0	0	0	0	0	0	0
3 - 4	0	0	0	0	0	0	0	0	0	0
4 - 5	0	0	0	0	0	0	0	0	0	0
5 - 6	0	0	0	0	0	0	0	0	0	0
6 - 7	0	0	0	0	0	0	0	0	0	0
7 - 8	0	0	0	0	0	0	0	0	0	0
8 - 9	0	0	0	0	0	0	0	0	0	0
9 - 10	0	0	0	0	0	0	0	0	0	0
10 - 11	0	0	0	0	0	0	0	0	0	0
11 - 12	0	0	0	0	0	0	0	0	0	0
12 - 13	0	0	0	0	0	0	0	0	0	0
13 - 14	0	0	0	0	0	0	0	0	0	0
14 - 15	0	0	0	0	0	0	0	0	0	0
15 - 16	0	0	0	0	0	0	0	0	0	0
16 - 17	0	0	0	0	0	0	0	0	0	0
17 - 18	0	0	0	0	0	0	0	0	0	0
18 - 19	0	0	0	0	0	0	0	0	0	0
19 - 20	0	0	0	0	0	0	0	0	0	0
20 - 21	0	0	0	0	0	0	0	0	0	0
21 - 22	0	0	0	0	0	0	0	0	0	0
22 - 23	0	0	0	0	0	0	0	0	0	0
23 - 24	0	0	0	0	0	0	0	0	0	0
Totals	0	0	0	0	0	0	0			
% of Total	0%	0%	0%	0%	0%	0%	0%			

Incoming Weekly Speeds
 2022 Jan Westfield Road flashing

from Tue-Sep-21-2021-03-00-PM to Fri-Jan-14-2022-01-59-PM

	15/11/2021	to	21/11/2021							
	Monday	Tuesday	Wednesday	Thursday	Friday	Saturday	Sunday	Week	Weekend	Week Day 85%
Hour	15/11/2021	16/11/2021	17/11/2021	18/11/2021	19/11/2021	20/11/2021	21/11/2021	Day Avg	Avg	Avg Speed
0 - 1	0	0	0	0	0	0	0	0	0	0
1 - 2	0	0	0	0	0	0	0	0	0	0
2 - 3	0	0	0	0	0	0	0	0	0	0
3 - 4	0	0	0	0	0	0	0	0	0	0
4 - 5	0	0	0	0	0	0	0	0	0	0
5 - 6	0	0	0	0	0	0	0	0	0	0
6 - 7	0	0	0	0	0	0	0	0	0	0
7 - 8	0	0	0	0	0	0	0	0	0	0
8 - 9	0	0	0	0	0	0	0	0	0	0
9 - 10	0	0	0	0	0	0	0	0	0	0
10 - 11	0	0	0	0	0	0	0	0	0	0
11 - 12	0	0	0	0	0	0	0	0	0	0
12 - 13	0	0	0	0	0	0	0	0	0	0
13 - 14	0	0	0	0	0	0	0	0	0	0
14 - 15	0	0	0	0	0	0	0	0	0	0
15 - 16	0	0	0	0	0	0	0	0	0	0
16 - 17	0	0	0	0	0	0	0	0	0	0
17 - 18	0	0	0	0	0	0	0	0	0	0
18 - 19	0	0	0	0	0	0	0	0	0	0
19 - 20	0	0	0	0	0	0	0	0	0	0
20 - 21	0	0	0	0	0	0	0	0	0	0
21 - 22	0	0	0	0	0	0	0	0	0	0
22 - 23	0	0	0	0	0	0	0	0	0	0
23 - 24	0	0	0	0	0	0	0	0	0	0
Totals	0	0	0	0	0	0	0			
% of Total	0%	0%	0%	0%	0%	0%	0%			

Incoming Weekly Speeds
 2022 Jan Westfield Road flashing

from Tue-Sep-21-2021-03-00-PM to Fri-Jan-14-2022-01-59-PM

	22/11/2021	to	28/11/2021							
	Monday	Tuesday	Wednesday	Thursday	Friday	Saturday	Sunday	Week	Weekend	Week Day 85%
Hour	22/11/2021	23/11/2021	24/11/2021	25/11/2021	26/11/2021	27/11/2021	28/11/2021	Day Avg	Avg	Avg Speed
0 - 1	0	0	0	0	0	0	0	0	0	0
1 - 2	0	0	0	0	0	0	0	0	0	0
2 - 3	0	0	0	0	0	0	0	0	0	0
3 - 4	0	0	0	0	0	0	0	0	0	0
4 - 5	0	0	0	0	0	0	0	0	0	0
5 - 6	0	0	0	0	0	0	0	0	0	0
6 - 7	0	0	0	0	0	0	0	0	0	0
7 - 8	0	0	0	0	0	0	0	0	0	0
8 - 9	0	0	0	0	0	0	0	0	0	0
9 - 10	0	0	0	0	0	0	0	0	0	0
10 - 11	0	0	0	0	0	0	0	0	0	0
11 - 12	0	0	0	0	0	0	0	0	0	0
12 - 13	0	0	0	0	0	0	0	0	0	0
13 - 14	0	0	0	0	0	0	0	0	0	0
14 - 15	0	0	0	0	0	0	0	0	0	0
15 - 16	0	0	0	0	0	0	0	0	0	0
16 - 17	0	0	0	0	0	0	0	0	0	0
17 - 18	0	0	0	0	0	0	0	0	0	0
18 - 19	0	0	0	0	0	0	0	0	0	0
19 - 20	0	0	0	0	0	0	0	0	0	0
20 - 21	0	0	0	0	0	0	0	0	0	0
21 - 22	0	0	0	0	0	0	0	0	0	0
22 - 23	0	0	0	0	0	0	0	0	0	0
23 - 24	0	0	0	0	0	0	0	0	0	0
Totals	0	0	0	0	0	0	0			
% of Total	0%	0%	0%	0%	0%	0%	0%			

Incoming Weekly Speeds
 2022 Jan Westfield Road flashing

from Tue-Sep-21-2021-03-00-PM to Fri-Jan-14-2022-01-59-PM

	29/11/2021	to	05/12/2021							
	Monday	Tuesday	Wednesday	Thursday	Friday	Saturday	Sunday	Week	Weekend	Week Day 85%
Hour	29/11/2021	30/11/2021	01/12/2021	02/12/2021	03/12/2021	04/12/2021	05/12/2021	Day Avg	Avg	Avg Speed
0 - 1	0	0	0	0	0	0	0	0	0	0
1 - 2	0	0	0	0	0	0	0	0	0	0
2 - 3	0	0	0	0	0	0	0	0	0	0
3 - 4	0	0	0	0	0	0	0	0	0	0
4 - 5	0	0	0	0	0	0	0	0	0	0
5 - 6	0	0	0	0	0	0	0	0	0	0
6 - 7	0	0	0	0	0	0	0	0	0	0
7 - 8	0	0	0	0	0	0	0	0	0	0
8 - 9	0	0	0	0	0	0	0	0	0	0
9 - 10	0	0	0	0	0	0	0	0	0	0
10 - 11	0	0	0	0	0	0	0	0	0	0
11 - 12	0	0	0	0	0	0	0	0	0	0
12 - 13	0	0	0	0	0	0	0	0	0	0
13 - 14	0	0	0	0	0	0	0	0	0	0
14 - 15	0	0	0	0	0	0	0	0	0	0
15 - 16	0	0	0	0	0	0	0	0	0	0
16 - 17	0	0	0	0	0	0	0	0	0	0
17 - 18	0	0	0	0	0	0	0	0	0	0
18 - 19	0	0	0	0	0	0	0	0	0	0
19 - 20	0	0	0	0	0	0	0	0	0	0
20 - 21	0	0	0	0	0	0	0	0	0	0
21 - 22	0	0	0	0	0	0	0	0	0	0
22 - 23	0	0	0	0	0	0	0	0	0	0
23 - 24	0	0	0	0	0	0	0	0	0	0
Totals	0	0	0	0	0	0	0			
% of Total	0%	0%	0%	0%	0%	0%	0%			

Incoming Weekly Speeds
 2022 Jan Westfield Road flashing

from Tue-Sep-21-2021-03-00-PM to Fri-Jan-14-2022-01-59-PM

	06/12/2021	to	12/12/2021							
	Monday	Tuesday	Wednesday	Thursday	Friday	Saturday	Sunday	Week	Weekend	Week Day 85%
Hour	06/12/2021	07/12/2021	08/12/2021	09/12/2021	10/12/2021	11/12/2021	12/12/2021	Day Avg	Avg	Avg Speed
0 - 1	0	0	0	0	0	0	0	0	0	0
1 - 2	0	0	0	0	0	0	0	0	0	0
2 - 3	0	0	0	0	0	0	0	0	0	0
3 - 4	0	0	0	0	0	0	0	0	0	0
4 - 5	0	0	0	0	0	0	0	0	0	0
5 - 6	0	0	0	0	0	0	0	0	0	0
6 - 7	0	0	0	0	0	0	0	0	0	0
7 - 8	0	0	0	0	0	0	0	0	0	0
8 - 9	0	0	0	0	0	0	0	0	0	0
9 - 10	0	0	0	0	0	0	0	0	0	0
10 - 11	0	0	0	0	0	0	0	0	0	0
11 - 12	0	0	0	0	0	0	0	0	0	0
12 - 13	0	0	0	0	0	0	0	0	0	0
13 - 14	0	0	0	0	0	0	0	0	0	0
14 - 15	0	0	0	0	0	0	0	0	0	0
15 - 16	0	0	0	0	0	0	0	0	0	0
16 - 17	0	0	0	0	0	0	0	0	0	0
17 - 18	0	0	0	0	0	0	0	0	0	0
18 - 19	0	0	0	0	0	0	0	0	0	0
19 - 20	0	0	0	0	0	0	0	0	0	0
20 - 21	0	0	0	0	0	0	0	0	0	0
21 - 22	0	0	0	0	0	0	0	0	0	0
22 - 23	0	0	0	0	0	0	0	0	0	0
23 - 24	0	0	0	0	0	0	0	0	0	0
Totals	0	0	0	0	0	0	0			
% of Total	0%	0%	0%	0%	0%	0%	0%			

Incoming Weekly Speeds
 2022 Jan Westfield Road flashing

from Tue-Sep-21-2021-03-00-PM to Fri-Jan-14-2022-01-59-PM

	13/12/2021	to	19/12/2021							
	Monday	Tuesday	Wednesday	Thursday	Friday	Saturday	Sunday	Week	Weekend	Week Day 85%
Hour	13/12/2021	14/12/2021	15/12/2021	16/12/2021	17/12/2021	18/12/2021	19/12/2021	Day Avg	Avg	Avg Speed
0 - 1	0	0	0	0	0	0	0	0	0	0
1 - 2	0	0	0	0	0	0	0	0	0	0
2 - 3	0	0	0	0	0	0	0	0	0	0
3 - 4	0	0	0	0	0	0	0	0	0	0
4 - 5	0	0	0	0	0	0	0	0	0	0
5 - 6	0	0	0	0	0	0	0	0	0	0
6 - 7	0	0	0	0	0	0	0	0	0	0
7 - 8	0	0	0	0	0	0	0	0	0	0
8 - 9	0	0	0	0	0	0	0	0	0	0
9 - 10	0	0	0	0	0	0	0	0	0	0
10 - 11	0	0	0	0	0	0	0	0	0	0
11 - 12	0	0	0	0	0	0	0	0	0	0
12 - 13	0	0	0	0	0	0	0	0	0	0
13 - 14	0	0	0	0	0	0	0	0	0	0
14 - 15	0	0	0	0	0	0	0	0	0	0
15 - 16	0	0	0	0	0	0	0	0	0	0
16 - 17	0	0	0	0	0	0	0	0	0	0
17 - 18	0	0	0	0	0	0	0	0	0	0
18 - 19	0	0	0	0	0	0	0	0	0	0
19 - 20	0	0	0	0	0	0	0	0	0	0
20 - 21	0	0	0	0	0	0	0	0	0	0
21 - 22	0	0	0	0	0	0	0	0	0	0
22 - 23	0	0	0	0	0	0	0	0	0	0
23 - 24	0	0	0	0	0	0	0	0	0	0
Totals	0	0	0	0	0	0	0			
% of Total	0%	0%	0%	0%	0%	0%	0%			

Incoming Weekly Speeds
 2022 Jan Westfield Road flashing

from Tue-Sep-21-2021-03-00-PM to Fri-Jan-14-2022-01-59-PM

	20/12/2021	to	26/12/2021							
	Monday	Tuesday	Wednesday	Thursday	Friday	Saturday	Sunday	Week	Weekend	Week Day 85%
Hour	20/12/2021	21/12/2021	22/12/2021	23/12/2021	24/12/2021	25/12/2021	26/12/2021	Day Avg	Avg	Avg Speed
0 - 1	0	0	0	0	0	0	0	0	0	0
1 - 2	0	0	0	0	0	0	0	0	0	0
2 - 3	0	0	0	0	0	0	0	0	0	0
3 - 4	0	0	0	0	0	0	0	0	0	0
4 - 5	0	0	0	0	0	0	0	0	0	0
5 - 6	0	0	0	0	0	0	0	0	0	0
6 - 7	0	0	0	0	0	0	0	0	0	0
7 - 8	0	0	0	0	0	0	0	0	0	0
8 - 9	0	0	0	0	0	0	0	0	0	0
9 - 10	0	0	0	0	0	0	0	0	0	0
10 - 11	0	0	0	0	0	0	0	0	0	0
11 - 12	0	0	0	0	0	0	0	0	0	0
12 - 13	0	0	0	0	0	0	0	0	0	0
13 - 14	0	0	0	0	0	0	0	0	0	0
14 - 15	0	0	0	0	0	0	0	0	0	0
15 - 16	0	0	0	0	0	0	0	0	0	0
16 - 17	0	0	0	0	0	0	0	0	0	0
17 - 18	0	0	0	0	0	0	0	0	0	0
18 - 19	0	0	0	0	0	0	0	0	0	0
19 - 20	0	0	0	0	0	0	0	0	0	0
20 - 21	0	0	0	0	0	0	0	0	0	0
21 - 22	0	0	0	0	0	0	0	0	0	0
22 - 23	0	0	0	0	0	0	0	0	0	0
23 - 24	0	0	0	0	0	0	0	0	0	0
Totals	0	0	0	0	0	0	0			
% of Total	0%	0%	0%	0%	0%	0%	0%			

Incoming Weekly Speeds
 2022 Jan Westfield Road flashing

from Tue-Sep-21-2021-03-00-PM to Fri-Jan-14-2022-01-59-PM

	27/12/2021	to	02/01/2022							
	Monday	Tuesday	Wednesday	Thursday	Friday	Saturday	Sunday	Week	Weekend	Week Day 85%
Hour	27/12/2021	28/12/2021	29/12/2021	30/12/2021	31/12/2021	01/01/2022	02/01/2022	Day Avg	Avg	Avg Speed
0 - 1	0	0	0	0	0	0	0	0	0	0
1 - 2	0	0	0	0	0	0	0	0	0	0
2 - 3	0	0	0	0	0	0	0	0	0	0
3 - 4	0	0	0	0	0	0	0	0	0	0
4 - 5	0	0	0	0	0	0	0	0	0	0
5 - 6	0	0	0	0	0	0	0	0	0	0
6 - 7	0	0	0	0	0	0	0	0	0	0
7 - 8	0	0	0	0	0	0	0	0	0	0
8 - 9	0	0	0	0	0	0	0	0	0	0
9 - 10	0	0	0	0	0	0	0	0	0	0
10 - 11	0	0	0	0	0	0	0	0	0	0
11 - 12	0	0	0	0	0	0	0	0	0	0
12 - 13	0	0	0	0	0	0	0	0	0	0
13 - 14	0	0	0	0	0	0	0	0	0	0
14 - 15	0	0	0	0	0	0	0	0	0	0
15 - 16	0	0	0	0	0	0	0	0	0	0
16 - 17	0	0	0	0	0	0	0	0	0	0
17 - 18	0	0	0	0	0	0	0	0	0	0
18 - 19	0	0	0	0	0	0	0	0	0	0
19 - 20	0	0	0	0	0	0	0	0	0	0
20 - 21	0	0	0	0	0	0	0	0	0	0
21 - 22	0	0	0	0	0	0	0	0	0	0
22 - 23	0	0	0	0	0	0	0	0	0	0
23 - 24	0	0	0	0	0	0	0	0	0	0
Totals	0	0	0	0	0	0	0			
% of Total	0%	0%	0%	0%	0%	0%	0%			

Incoming Weekly Speeds
 2022 Jan Westfield Road flashing

from Tue-Sep-21-2021-03-00-PM to Fri-Jan-14-2022-01-59-PM

	03/01/2022	to	09/01/2022							
	Monday	Tuesday	Wednesday	Thursday	Friday	Saturday	Sunday	Week	Weekend	Week Day 85%
Hour	03/01/2022	04/01/2022	05/01/2022	06/01/2022	07/01/2022	08/01/2022	09/01/2022	Day Avg	Avg	Avg Speed
0 - 1	0	0	0	0	0	0	0	0	0	0
1 - 2	0	0	0	0	0	0	0	0	0	0
2 - 3	0	0	0	0	0	0	0	0	0	0
3 - 4	0	0	0	0	0	0	0	0	0	0
4 - 5	0	0	0	0	0	0	0	0	0	0
5 - 6	0	0	0	0	0	0	0	0	0	0
6 - 7	0	0	0	0	0	0	0	0	0	0
7 - 8	0	0	0	0	0	0	0	0	0	0
8 - 9	0	0	0	0	0	0	0	0	0	0
9 - 10	0	0	0	0	0	0	0	0	0	0
10 - 11	0	0	0	0	0	0	0	0	0	0
11 - 12	0	0	0	0	0	0	0	0	0	0
12 - 13	0	0	0	0	0	0	0	0	0	0
13 - 14	0	0	0	0	0	0	0	0	0	0
14 - 15	0	0	0	0	0	0	0	0	0	0
15 - 16	0	0	0	0	0	0	0	0	0	0
16 - 17	0	0	0	0	0	0	0	0	0	0
17 - 18	0	0	0	0	0	0	0	0	0	0
18 - 19	0	0	0	0	0	0	0	0	0	0
19 - 20	0	0	0	0	0	0	0	0	0	0
20 - 21	0	0	0	0	0	0	0	0	0	0
21 - 22	0	0	0	0	0	0	0	0	0	0
22 - 23	0	0	0	0	0	0	0	0	0	0
23 - 24	0	0	0	0	0	0	0	0	0	0
Totals	0	0	0	0	0	0	0			
% of Total	0%	0%	0%	0%	0%	0%	0%			

Incoming Weekly Speeds
 2022 Jan Westfield Road flashing

from Tue-Sep-21-2021-03-00-PM to Fri-Jan-14-2022-01-59-PM

	10/01/2022	to	16/01/2022							
	Monday	Tuesday	Wednesday	Thursday	Friday	Saturday	Sunday	Week	Weekend	Week Day 85%
Hour	10/01/2022	11/01/2022	12/01/2022	13/01/2022	14/01/2022	15/01/2022	16/01/2022	Day Avg	Avg	Avg Speed
0 - 1	0	0	0	0	0	*	*	*	*	0
1 - 2	0	0	0	0	0	*	*	*	*	0
2 - 3	0	0	0	0	0	*	*	*	*	0
3 - 4	0	0	0	0	0	*	*	*	*	0
4 - 5	0	0	0	0	0	*	*	*	*	0
5 - 6	0	0	0	0	0	*	*	*	*	0
6 - 7	0	0	0	0	0	*	*	*	*	0
7 - 8	0	0	0	0	0	*	*	*	*	0
8 - 9	0	0	0	0	0	*	*	*	*	0
9 - 10	0	0	0	0	0	*	*	*	*	0
10 - 11	0	0	0	0	0	*	*	*	*	0
11 - 12	0	0	0	0	0	*	*	*	*	0
12 - 13	0	0	0	0	0	*	*	*	*	0
13 - 14	0	0	0	0	0	*	*	*	*	0
14 - 15	0	0	0	0	*	*	*	*	*	0
15 - 16	0	0	0	0	*	*	*	*	*	0
16 - 17	0	0	0	0	*	*	*	*	*	0
17 - 18	0	0	0	0	*	*	*	*	*	0
18 - 19	0	0	0	0	*	*	*	*	*	0
19 - 20	0	0	0	0	*	*	*	*	*	0
20 - 21	0	0	0	0	*	*	*	*	*	0
21 - 22	0	0	0	0	*	*	*	*	*	0
22 - 23	0	0	0	0	*	*	*	*	*	0
23 - 24	0	0	0	0	*	*	*	*	*	0
Totals	0	0	0	0	0	0	0			
% of Total	0%	0%	0%	0%	0%	0%	0%			

Incoming Monthly Speeds
 2022 Jan Westfield Road flashing

from Tue-Sep-21-2021-03-00-PM to Fri-Jan-14-2022-01-59-PM

Hour	Sep 2021							Week Day Avg	Weekend Avg	Week Day 85% Avg Speed
	Monday	Tuesday	Wednesday	Thursday	Friday	Saturday	Sunday			
0 - 1	33.92	32.75	31	32.36	34.33	32.1	33.55	32.25	32.98	39.06
1 - 2	30.33	33.33	30.8	33.75	35.7	34.85	31.53	33.07	33.23	38.94
2 - 3	19.5	39.5	27	36	36	35.11	33.06	33.5	33.77	38.5
3 - 4	0	35.33	27	34.5	27	29.5	32.25	29.86	30.88	40
4 - 5	16.62	17	14	22.5	22	32	27	18.91	29	25.16
5 - 6	21.67	24.5	16.11	22	22	33.25	30	20.41	31.44	32
6 - 7	32.88	30.7	31.14	28.56	29.43	30.75	30.33	30.24	30.5	38
7 - 8	30.79	30.38	30.76	29.62	28.71	34.12	33.47	30.09	33.68	35.82
8 - 9	29.86	30.04	30.14	29.72	30.46	28.96	33.97	30.01	31.9	34.74
9 - 10	28.98	30.61	30.47	30.07	29.88	30.87	30.05	30.05	30.35	35.06
10 - 11	30.97	31.09	30.49	30.53	31.05	30.44	32.45	30.72	31.46	36.38
11 - 12	30.77	29.52	30.18	30.92	29.28	29.97	29.89	30.17	29.93	35.46
12 - 13	30.39	29.9	30.04	29.89	27.77	29.56	30.95	29.64	30.22	35.32
13 - 14	30.12	29.76	29.97	29.56	29.49	30.44	30.53	29.75	30.48	35.42
14 - 15	29.76	28.63	28.99	30.33	29.58	31.04	30.66	29.52	30.83	35.42
15 - 16	29.37	30.12	28.99	30.15	29.86	31.19	30.29	29.69	30.74	35.52
16 - 17	30.54	29.38	29.1	29.13	29.32	29.78	29.97	29.38	29.86	34.94
17 - 18	29.34	28.5	29.05	29.2	29.28	31.53	30.56	29.01	31.09	35.26
18 - 19	29.34	29.24	29.76	29.39	31.05	31.13	28.69	29.66	29.9	35.5
19 - 20	29.67	29.28	30.22	30.04	30.45	30.97	30.84	29.89	30.91	35.18
20 - 21	27.99	29.54	29.21	29.92	30.84	32.34	30.21	29.49	31.26	34.7
21 - 22	29.56	30.34	29.89	30.41	30.98	32.7	30.22	30.26	31.04	35.96
22 - 23	33.38	30.65	31.08	30.38	29.48	33.84	33.7	30.78	33.78	36.5
23 - 24	30.67	28.78	30.58	31.18	32.25	31.75	30.14	30.58	31.16	36.88

Incoming Monthly Speeds
 2022 Jan Westfield Road flashing

from Tue-Sep-21-2021-03-00-PM to Fri-Jan-14-2022-01-59-PM

Hour	Oct 2021							Week Day Avg	Weekend Avg	Week Day 85% Avg Speed
	Monday	Tuesday	Wednesday	Thursday	Friday	Saturday	Sunday			
0 - 1	31.7	33.06	31.37	31.68	31.65	31.18	31.48	31.8	31.34	39.22
1 - 2	34.5	33.6	30.08	31.94	32.38	31.67	32.04	32.19	31.82	38.76
2 - 3	33.25	30.75	31.07	35.17	34.41	33.24	33.56	33.36	33.45	41.08
3 - 4	35.67	32.12	26.31	35.33	31.44	32.2	36	30.42	33.56	42.5
4 - 5	17.69	18.03	20.39	17.12	19.74	32	31.6	18.73	31.79	28.66
5 - 6	19.07	19.4	18.41	19.45	23.13	31.71	29.5	19.59	30.91	30.06
6 - 7	28.81	30.88	30.77	30.02	29.17	29.55	36	29.86	32.06	37.24
7 - 8	29.76	30.13	30.22	29.78	30.44	28.89	33.41	30.08	30.6	35.64
8 - 9	29.56	29.03	29.23	29.91	29.24	32.16	32.02	29.39	32.12	34.28
9 - 10	30.22	30.02	29.51	30.39	29.8	30.99	29.68	29.98	30.52	35.04
10 - 11	30.2	30.74	30.3	30.26	30.32	30.22	30.81	30.36	30.44	35.94
11 - 12	29.71	29.57	29.59	29.51	29.28	30.21	29.57	29.52	29.94	34.88
12 - 13	29.59	29.59	30.44	29.93	30.25	29.81	30.35	29.98	30.07	35.78
13 - 14	29.65	29.35	29.01	29.69	30.05	29.91	30.33	29.58	30.12	34.82
14 - 15	29.43	29.77	28.91	29.17	29.26	30.57	30.22	29.29	30.39	34.84
15 - 16	29.81	29.41	29.34	29.89	29.73	30.79	30.87	29.65	30.83	35.04
16 - 17	29.97	29.35	29.84	29.54	29.78	30.79	30.43	29.7	30.62	35.08
17 - 18	28.22	27.93	27.98	28.44	28.61	30.18	30.17	28.25	30.17	34.32
18 - 19	29.7	29.34	29.76	29.45	30.05	30.3	30.18	29.67	30.25	34.7
19 - 20	29.35	29.83	29.44	29.66	29.88	30.42	30.5	29.65	30.45	34.84
20 - 21	29.53	29.78	29.92	29.61	30.3	30.99	30.23	29.86	30.67	35.52
21 - 22	30.57	29.81	31.48	31.13	31.24	31.62	30.11	30.87	30.83	36.98
22 - 23	31.25	29.47	30.34	30.63	30.04	31.48	31.57	30.36	31.53	36.18
23 - 24	31.84	31.48	31.17	31.06	31.01	31.75	31.99	31.26	31.84	37.52

Incoming Monthly Speeds
 2022 Jan Westfield Road flashing

from Tue-Sep-21-2021-03-00-PM to Fri-Jan-14-2022-01-59-PM

Hour	Nov 2021							Week Day Avg	Weekend Avg	Week Day 85% Avg Speed
	Monday	Tuesday	Wednesday	Thursday	Friday	Saturday	Sunday			
0 - 1	32.05	31.5	32.37	30.71	30.94	30.6	29.58	31.44	30.03	38.06
1 - 2	34.7	31.33	32.27	31.43	29.96	29.94	33.96	31.52	31.69	37.56
2 - 3	33.67	29.83	34.5	31	31.11	31.94	34.96	31.59	33.78	39.5
3 - 4	27	0	32	0	23.67	30.71	35.38	26	33.2	31.67
4 - 5	29.5	37	22	29.2	30.75	30	33.22	29.77	32.07	35
5 - 6	20.75	14.67	17.2	20.75	15.33	29.5	28.83	17.55	29	22.66
6 - 7	20.5	24.22	15.14	16	20.71	29.5	32	19.88	30.33	26.66
7 - 8	31.6	32.11	27.25	29	26.67	35.75	34.2	28.97	34.89	37.5
8 - 9	30.76	31.04	30.06	29.68	28.95	37	29.5	30.15	34	36.5
9 - 10	29.47	29.53	29.79	29.75	30.76	30.16	28.8	29.81	29.77	34.76
10 - 11	29.71	29.86	29.91	30.36	30.06	29.02	32.28	29.98	30.17	35.2
11 - 12	30.65	30.55	29.32	30.56	31.04	30.23	29.79	30.39	30.07	36.06
12 - 13	29.46	30.15	29.88	30.09	28.73	28.94	0	29.59	28.94	34.64
13 - 14	30.48	30.12	29.36	30.59	28.82	29.72	0	29.87	29.72	35.42
14 - 15	30.02	30.09	30.03	29.09	29.49	30	0	29.76	30	34.48
15 - 16	28.49	28.51	27.79	29.36	28.75	30.13	0	28.58	30.13	34.28
16 - 17	28.53	29.71	29.33	29.37	29.23	28.96	0	29.2	28.96	35
17 - 18	29.91	29.85	28.66	30.28	30.35	29.82	0	29.8	29.82	34.88
18 - 19	28.29	27.07	27.78	27.2	28.5	29.95	0	27.77	29.95	33.62
19 - 20	28.46	27.88	28.25	29.44	28.41	29.83	0	28.46	29.83	33.84
20 - 21	29.06	28.79	29.6	30.01	28.03	30.46	0	29.11	30.46	34.24
21 - 22	30.65	29.89	30.35	30.13	31.36	30.09	0	30.44	30.09	35.92
22 - 23	31.14	29.87	31.48	30.48	29.91	30.51	0	30.49	30.51	36
23 - 24	29.69	29.6	29.38	29.17	30.61	29.93	0	29.64	29.93	35.88

Hour	Dec 2021							Week Day Avg	Weekend Avg	Week Day 85% Avg Speed
	Monday	Tuesday	Wednesday	Thursday	Friday	Saturday	Sunday			
0 - 1	0	0	0	0	0	0	0	0	0	0
1 - 2	0	0	0	0	0	0	0	0	0	0
2 - 3	0	0	0	0	0	0	0	0	0	0
3 - 4	0	0	0	0	0	0	0	0	0	0
4 - 5	0	0	0	0	0	0	0	0	0	0
5 - 6	0	0	0	0	0	0	0	0	0	0
6 - 7	0	0	0	0	0	0	0	0	0	0
7 - 8	0	0	0	0	0	0	0	0	0	0
8 - 9	0	0	0	0	0	0	0	0	0	0
9 - 10	0	0	0	0	0	0	0	0	0	0
10 - 11	0	0	0	0	0	0	0	0	0	0
11 - 12	0	0	0	0	0	0	0	0	0	0
12 - 13	0	0	0	0	0	0	0	0	0	0
13 - 14	0	0	0	0	0	0	0	0	0	0
14 - 15	0	0	0	0	0	0	0	0	0	0
15 - 16	0	0	0	0	0	0	0	0	0	0
16 - 17	0	0	0	0	0	0	0	0	0	0
17 - 18	0	0	0	0	0	0	0	0	0	0
18 - 19	0	0	0	0	0	0	0	0	0	0
19 - 20	0	0	0	0	0	0	0	0	0	0
20 - 21	0	0	0	0	0	0	0	0	0	0
21 - 22	0	0	0	0	0	0	0	0	0	0
22 - 23	0	0	0	0	0	0	0	0	0	0
23 - 24	0	0	0	0	0	0	0	0	0	0

Hour	Jan 2022							Week Day Avg	Weekend Avg	Week Day 85% Avg Speed
	Monday	Tuesday	Wednesday	Thursday	Friday	Saturday	Sunday			
0 - 1	0	0	0	0	0	0	0	0	0	0
1 - 2	0	0	0	0	0	0	0	0	0	0
2 - 3	0	0	0	0	0	0	0	0	0	0
3 - 4	0	0	0	0	0	0	0	0	0	0
4 - 5	0	0	0	0	0	0	0	0	0	0
5 - 6	0	0	0	0	0	0	0	0	0	0
6 - 7	0	0	0	0	0	0	0	0	0	0
7 - 8	0	0	0	0	0	0	0	0	0	0
8 - 9	0	0	0	0	0	0	0	0	0	0
9 - 10	0	0	0	0	0	0	0	0	0	0
10 - 11	0	0	0	0	0	0	0	0	0	0
11 - 12	0	0	0	0	0	0	0	0	0	0
12 - 13	0	0	0	0	0	0	0	0	0	0
13 - 14	0	0	0	0	0	0	0	0	0	0
14 - 15	0	0	0	0	0	0	0	0	0	0
15 - 16	0	0	0	0	0	0	0	0	0	0
16 - 17	0	0	0	0	0	0	0	0	0	0
17 - 18	0	0	0	0	0	0	0	0	0	0
18 - 19	0	0	0	0	0	0	0	0	0	0
19 - 20	0	0	0	0	0	0	0	0	0	0
20 - 21	0	0	0	0	0	0	0	0	0	0
21 - 22	0	0	0	0	0	0	0	0	0	0
22 - 23	0	0	0	0	0	0	0	0	0	0
23 - 24	0	0	0	0	0	0	0	0	0	0

Incoming Weekly EightyFifthSpeeds
2022 Jan Westfield Road flashing

from Tue-Sep-21-2021-03-00-PM to Fri-Jan-14-2022-01-59-PM

	20/09/2021	to	26/09/2021							
	Monday	Tuesday	Wednesday	Thursday	Friday	Saturday	Sunday	Week	Weekend	Week Day 85%
Hour	20/09/2021	21/09/2021	22/09/2021	23/09/2021	24/09/2021	25/09/2021	26/09/2021	Day Avg	Avg	Avg Speed
0 - 1	*	*	38.3	37.5	39	40	38.8	38.27	39.4	38.27
1 - 2	*	*	36.7	40	41.7	40	38	39.47	39	39.47
2 - 3	*	*	30	40	40	45	40	36.67	42.5	36.67
3 - 4	*	*	40	50	32.5	35	35	40.83	35	40.83
4 - 5	*	*	20	35	35	40	35	30	37.5	30
5 - 6	*	*	15	27.5	30	35	35	24.17	35	24.17
6 - 7	*	*	35	37.5	41.7	35	37.5	38.07	36.25	38.07
7 - 8	*	*	39	38	33.3	40	40	36.77	40	36.77
8 - 9	*	*	35.4	34.6	35.5	34.4	40	35.17	37.2	35.17
9 - 10	*	*	34.8	35.8	34.9	36.7	37	35.17	36.85	35.17
10 - 11	*	*	36.5	34.2	37	35.9	38.8	35.9	37.35	35.9
11 - 12	*	*	35.9	37.2	34.7	35	36.3	35.93	35.65	35.93
12 - 13	*	*	36.4	36.4	34.3	35	36.6	35.7	35.8	35.7
13 - 14	*	*	34.5	34.8	34.7	35.7	36.1	34.67	35.9	34.67
14 - 15	*	30	34.9	37	34.6	36.2	36.9	34.12	36.55	34.12
15 - 16	*	37.2	34.7	36.8	34.7	37.4	36	35.85	36.7	35.85
16 - 17	*	34.4	34.3	33.7	34.4	36.2	35	34.2	35.6	34.2
17 - 18	*	35.2	34.8	36.1	34.9	37.2	34.5	35.25	35.85	35.25
18 - 19	*	35.3	36.7	35.3	37.3	35.6	36.4	36.15	36	36.15
19 - 20	*	34.3	36	34.9	36.4	36.9	36.5	35.4	36.7	35.4
20 - 21	*	34.4	34.4	34.9	35.9	37.1	35.5	34.9	36.3	34.9
21 - 22	*	36.2	34.7	35	37.2	38.8	35	35.78	36.9	35.78
22 - 23	*	36.2	34.8	36	34	40	38.6	35.25	39.3	35.25
23 - 24	*	34.6	35	39	38.6	35	36.7	36.8	35.85	36.8
Totals	0	347.8	817.8	877.2	862.3	893.1	885.2			
% of Total	0%	7.43%	17.46%	18.73%	18.41%	19.07%	18.9%			

Incoming Weekly EightyFifthSpeeds
2022 Jan Westfield Road flashing

from Tue-Sep-21-2021-03-00-PM to Fri-Jan-14-2022-01-59-PM

	27/09/2021	to	03/10/2021							
	Monday	Tuesday	Wednesday	Thursday	Friday	Saturday	Sunday	Week	Weekend	Week Day 85%
Hour	27/09/2021	28/09/2021	29/09/2021	30/09/2021	01/10/2021	02/10/2021	03/10/2021	Day Avg	Avg	Avg Speed
0 - 1	40	38	35	42	39.4	36	39	38.88	37.5	38.88
1 - 2	35	40	37.5	40	38.3	38.6	36.7	38.16	37.65	38.16
2 - 3	25	45	0	55	45	42.5	41.7	42.5	42.1	42.5
3 - 4	0	40	25	25	50	35	40	35	37.5	35
4 - 5	20	20	20	25	32.5	40	35	23.5	37.5	23.5
5 - 6	30	40	25	35	40	35	30	34	32.5	34
6 - 7	40	38.3	35	33.3	35	40	50	36.32	45	36.32
7 - 8	34.4	37.5	34.3	34.3	37	35	35	35.5	35	35.5
8 - 9	34.7	34.5	33.8	33.9	34.8	45	45	34.34	45	34.34
9 - 10	34.1	36.5	35.3	34.4	34.6	37.5	35	34.98	36.25	34.98
10 - 11	36.5	36	36.4	37.8	34.5	36.5	36.9	36.24	36.7	36.24
11 - 12	36.2	34.8	35	34.5	34.8	36.5	35	35.06	35.75	35.06
12 - 13	35.6	34.8	35.6	35.6	37.1	34.2	34.9	35.74	34.55	35.74
13 - 14	36.8	34.5	36.9	35.7	35	34.2	35.7	35.78	34.95	35.78
14 - 15	35.8	35.9	34.8	34.9	34.7	35.4	34.9	35.22	35.15	35.22
15 - 16	35.3	36.8	34.7	34.8	36.6	35.6	35.4	35.64	35.5	35.64
16 - 17	36.9	35.3	34.7	34.6	34.5	37	36.6	35.2	36.8	35.2
17 - 18	36.1	34.5	34.8	35.2	34.6	36.6	34.4	35.04	35.5	35.04
18 - 19	34.3	35	34.9	34.2	35.7	36.9	36.4	34.82	36.65	34.82
19 - 20	34.9	34.7	34.9	34.3	36	35	36.4	34.96	35.7	34.96
20 - 21	33.7	36.2	34.3	34.5	36.8	34	37	35.1	35.5	35.1
21 - 22	35.8	35	37.1	36.2	36.1	38	38.3	36.04	38.15	36.04
22 - 23	40	37.5	37.5	35	35	38.6	40	37	39.3	37
23 - 24	37	35	37.5	36.2	34.7	39.3	35	36.08	37.15	36.08
Totals	798.1	865.8	780	851.4	882.7	892.4	894.3			
% of Total	13.38%	14.52%	13.08%	14.27%	14.8%	14.96%	14.99%			

Incoming Weekly EightyFifthSpeeds
2022 Jan Westfield Road flashing

from Tue-Sep-21-2021-03-00-PM to Fri-Jan-14-2022-01-59-PM

	04/10/2021	to	10/10/2021							
	Monday	Tuesday	Wednesday	Thursday	Friday	Saturday	Sunday	Week	Weekend	Week Day 85%
Hour	04/10/2021	05/10/2021	06/10/2021	07/10/2021	08/10/2021	09/10/2021	10/10/2021	Day Avg	Avg	Avg Speed
0 - 1	37.5	45	35	37.5	37.5	35	38.3	38.5	36.65	38.5
1 - 2	40	45	40	32.5	35	35	45	38.5	40	38.5
2 - 3	50	35	35	50	40	40	37.5	42	38.75	42
3 - 4	45	28.8	25	0	50	33.8	0	37.2	33.8	37.2
4 - 5	20	32.5	32.5	20	35	30	0	28	30	28
5 - 6	28.3	30	27.5	30	40	40	25	31.16	32.5	31.16
6 - 7	33.8	40	35	40	34	35	40	36.56	37.5	36.56
7 - 8	34.5	37.5	38.3	34.3	40	35	40	36.92	37.5	36.92
8 - 9	33.5	33.1	34.3	34.7	34.2	37.9	35	33.96	36.45	33.96
9 - 10	35	34.9	36.1	36.2	34.8	36.7	37.2	35.4	36.95	35.4
10 - 11	37.2	35	36.9	36.3	37	35.5	36.2	36.48	35.85	36.48
11 - 12	34.6	34.5	36.4	34.6	34.6	35.6	34.6	34.94	35.1	34.94
12 - 13	35	37.4	36.2	35.9	35.8	34.7	36.7	36.06	35.7	36.06
13 - 14	34.4	34.7	35.4	35	36.1	34	34.5	35.12	34.25	35.12
14 - 15	34.6	34.5	34.4	36.8	33.8	35.6	35.7	34.82	35.65	34.82
15 - 16	34.7	35.5	35.8	34.6	35	36.5	37.4	35.12	36.95	35.12
16 - 17	34.8	34.7	36.1	34.2	36.2	37.5	37	35.2	37.25	35.2
17 - 18	33.8	34.4	33.9	35	34.3	35.6	35	34.28	35.3	34.28
18 - 19	35	34.9	34.9	34.3	34.7	34.5	36.1	34.76	35.3	34.76
19 - 20	35.2	35	35.9	34.5	36	36.8	36.2	35.32	36.5	35.32
20 - 21	35.8	34	34.7	34.8	34.6	34.8	37	34.78	35.9	34.78
21 - 22	35	35.7	37.9	38.6	37.8	39.5	36.4	37	37.95	37
22 - 23	34.8	35.8	39.5	37.1	34.6	38.8	41.7	36.36	40.25	36.36
23 - 24	36.2	40	38.8	38.6	39.2	38.1	38.3	38.56	38.2	38.56
Totals	848.7	857.9	845.5	815.5	880.2	865.9	810.8			
% of Total	14.33%	14.48%	14.27%	13.76%	14.86%	14.62%	13.69%			

Incoming Weekly EightyFifthSpeeds
2022 Jan Westfield Road flashing

from Tue-Sep-21-2021-03-00-PM to Fri-Jan-14-2022-01-59-PM

	11/10/2021	to	17/10/2021							
	Monday	Tuesday	Wednesday	Thursday	Friday	Saturday	Sunday	Week	Weekend	Week Day 85%
Hour	11/10/2021	12/10/2021	13/10/2021	14/10/2021	15/10/2021	16/10/2021	17/10/2021	Day Avg	Avg	Avg Speed
0 - 1	40	40	38.3	45	36	35	41.2	39.86	38.1	39.86
1 - 2	40	35	30	40	40	40	40	37	40	37
2 - 3	40	40	40	40	50	45	40	42	42.5	42
3 - 4	35	45	35	30	40	30	45	37	37.5	37
4 - 5	20	25	35	20	25	30	0	25	30	25
5 - 6	28.3	15	20	20	35	45	35	23.66	40	23.66
6 - 7	35	35	45	35	40	40	45	38	42.5	38
7 - 8	33.3	37	34.4	37.5	35	40	35	35.44	37.5	35.44
8 - 9	35.8	34.5	34.6	34.6	34.1	37.5	35	34.72	36.25	34.72
9 - 10	35.8	34.5	34.2	34.7	34.7	37.5	31.7	34.78	34.6	34.78
10 - 11	34.5	35.8	36.6	36.8	35.5	37.7	37.1	35.84	37.4	35.84
11 - 12	34.6	35	35	34.6	35.3	37	34.6	34.9	35.8	34.9
12 - 13	34.8	36.4	37.8	35	36.2	34.5	35.7	36.04	35.1	36.04
13 - 14	34.6	34	34	34.1	35.9	34.8	35.9	34.52	35.35	34.52
14 - 15	34.7	35	33.9	34.4	35.3	37.2	35.3	34.66	36.25	34.66
15 - 16	35.3	35	34.3	36.9	34.4	36.5	37.5	35.18	37	35.18
16 - 17	35.5	34	34.8	34.5	34.7	36.7	34.8	34.7	35.75	34.7
17 - 18	34.5	34.4	34.5	34.1	34.5	35	36.9	34.4	35.95	34.4
18 - 19	35.2	34.1	34.9	34.7	35.4	37.6	34.2	34.86	35.9	34.86
19 - 20	34.9	34.7	34.4	34.8	34.4	35.8	35	34.64	35.4	34.64
20 - 21	36.7	35	36.1	34.7	36.9	37.3	39.4	35.88	38.35	35.88
21 - 22	35	33.8	40.8	37.1	35	37.5	36.7	36.34	37.1	36.34
22 - 23	40	36	34	36.1	37	35	36.7	36.62	35.85	36.62
23 - 24	36.2	37.5	37.5	36	36.9	37.5	41.2	36.82	39.35	36.82
Totals	839.7	831.7	845.1	830.6	867.2	890.1	858.9			
% of Total	14.08%	13.95%	14.17%	13.93%	14.54%	14.93%	14.4%			

	18/10/2021	to	24/10/2021							
	Monday	Tuesday	Wednesday	Thursday	Friday	Saturday	Sunday	Week	Weekend	Week Day 85%
Hour	18/10/2021	19/10/2021	20/10/2021	21/10/2021	22/10/2021	23/10/2021	24/10/2021	Day Avg	Avg	Avg Speed
0 - 1	40	40	35	33.3	38	38.6	38.6	37.26	38.6	37.26
1 - 2	40	40	37.5	40	37.5	36.7	43.3	39	40	39
2 - 3	30	40	30	40	35	30	40	35	35	35
3 - 4	0	0	30	40	30	35	35	33.33	35	33.33
4 - 5	15	20	17.5	15	15	35	0	16.5	35	16.5
5 - 6	32.5	30	20	27.5	30	35	35	28	35	28
6 - 7	35	40	40	37.5	35	35	45	37.5	40	37.5
7 - 8	36.2	34.1	35	40	38	30	45	36.66	37.5	36.66
8 - 9	33.9	33.9	33.1	33.9	34	38.3	37.5	33.76	37.9	33.76
9 - 10	35.5	34.8	34.4	34.4	36.5	35	37.9	35.12	36.45	35.12
10 - 11	36	36.3	35.5	36.5	36.6	34.7	38	36.18	36.35	36.18
11 - 12	35.4	34.3	36.3	34.8	33.4	36.4	34.3	34.84	35.35	34.84
12 - 13	35	34.7	36.5	35	37.3	36.9	37.6	35.7	37.25	35.7
13 - 14	36.9	35	34.4	34.7	35.3	34.5	35.8	35.26	35.15	35.26
14 - 15	34.5	36.8	34.4	34.4	34.9	36.9	38	35	37.45	35
15 - 16	34.7	34.7	35.4	36.4	34.9	36	37.1	35.22	36.55	35.22
16 - 17	35	34.2	34.5	34.9	36.2	35.4	35	34.96	35.2	34.96
17 - 18	34.1	34.2	34.7	34.8	34.4	37.3	36.1	34.44	36.7	34.44
18 - 19	34.3	35	34.5	34	36.5	35.4	38.2	34.86	36.8	34.86
19 - 20	34.1	35.3	34.1	34.7	35.6	36.2	37.7	34.76	36.95	34.76
20 - 21	36.7	34.9	35.4	34.4	36	38.9	37.1	35.48	38	35.48
21 - 22	36.2	34.7	36.7	35	38.8	36	37.1	36.28	36.55	36.28
22 - 23	36.2	34.1	38	37.5	36.7	38.1	38.3	36.5	38.2	36.5
23 - 24	39.4	34.1	36.4	34.7	35	35	32.5	35.92	33.75	35.92
Totals	796.6	801.1	809.3	833.4	830.6	856.3	870.1			
% of Total	13.74%	13.82%	13.96%	14.38%	14.33%	14.77%	15.01%			

Incoming Weekly EightyFifthSpeeds
2022 Jan Westfield Road flashing

from Tue-Sep-21-2021-03-00-PM to Fri-Jan-14-2022-01-59-PM

	25/10/2021	to	31/10/2021							
	Monday	Tuesday	Wednesday	Thursday	Friday	Saturday	Sunday	Week	Weekend	Week Day 85%
Hour	25/10/2021	26/10/2021	27/10/2021	28/10/2021	29/10/2021	30/10/2021	31/10/2021	Day Avg	Avg	Avg Speed
0 - 1	42.5	38	36.2	40	41	38.5	39	39.54	38.75	39.54
1 - 2	40	40	40	38.3	42.5	40	40	40.16	40	40.16
2 - 3	25	45	40	43.3	42.5	37.5	43.3	39.16	40.4	39.16
3 - 4	0	40	40	45	0	40	45	41.67	42.5	41.67
4 - 5	20	19.2	20	20	20	45	42.5	19.84	43.75	19.84
5 - 6	17.5	25	30	0	15	35	40	21.88	37.5	21.88
6 - 7	35	33.3	35	33	40	35	45	35.26	40	35.26
7 - 8	34.3	33.3	34.6	34.3	37.5	40	40	34.8	40	34.8
8 - 9	34.1	34.2	36.1	36.4	34.8	35	42.5	35.12	38.75	35.12
9 - 10	37.3	35	34.6	35.8	34.6	36.9	33	35.46	34.95	35.46
10 - 11	34.8	36.7	34.2	34.6	36.7	35.8	34.4	35.4	35.1	35.4
11 - 12	35.4	34.7	34.3	36.8	34.6	34.5	35.6	35.16	35.05	35.16
12 - 13	34.7	36.5	34.7	34.6	34.8	35.6	36.2	35.06	35.9	35.06
13 - 14	34.7	35.3	34.5	35.5	34.6	35	35.8	34.92	35.4	34.92
14 - 15	34.6	35	34.7	35.9	35.7	35.4	35.6	35.18	35.5	35.18
15 - 16	34.9	33.3	34.7	36.1	34.3	37.4	34.9	34.66	36.15	34.66
16 - 17	36.9	35	36.5	36.5	35.8	37.2	36.4	36.14	36.8	36.14
17 - 18	34.5	34.2	33.7	34.2	34.3	35.4	35.9	34.18	35.65	34.18
18 - 19	34.5	34.1	34.9	34.8	34.3	35.6	36.4	34.52	36	34.52
19 - 20	35.6	35	34.8	35.6	34.4	36.5	35.5	35.08	36	35.08
20 - 21	35.6	35	38	35.4	37	37.9	34.2	36.2	36.05	36.2
21 - 22	38.3	38.8	38.4	36.9	34.8	37.1	34	37.44	35.55	37.44
22 - 23	38.3	34.5	36	34.7	34.5	37.9	35	35.6	36.45	35.6
23 - 24	43.3	38.8	36.4	37.9	36.7	41.7	40	38.62	40.85	38.62
Totals	791.8	839.9	842.3	825.6	800.4	895.9	910.2			
% of Total	13.41%	14.22%	14.26%	13.98%	13.55%	15.17%	15.41%			

Incoming Weekly EightyFifthSpeeds
2022 Jan Westfield Road flashing

from Tue-Sep-21-2021-03-00-PM to Fri-Jan-14-2022-01-59-PM

	01/11/2021	to	07/11/2021							
	Monday	Tuesday	Wednesday	Thursday	Friday	Saturday	Sunday	Week	Weekend	Week Day 85%
Hour	01/11/2021	02/11/2021	03/11/2021	04/11/2021	05/11/2021	06/11/2021	07/11/2021	Day Avg	Avg	Avg Speed
0 - 1	38.8	37.5	38.5	37.5	38	37.1	35	38.06	36.05	38.06
1 - 2	39.2	38.3	39	37.5	33.8	35	40	37.56	37.5	37.56
2 - 3	45	35	40	37.5	40	42.5	43	39.5	42.75	39.5
3 - 4	30	0	35	0	30	37.5	45	31.67	41.25	31.67
4 - 5	35	40	25	35	40	35	42.5	35	38.75	35
5 - 6	30	18.3	25	20	20	35	35	22.66	35	22.66
6 - 7	30	35	20	18.3	30	35	35	26.66	35	26.66
7 - 8	40	42.5	33.3	36.7	35	42.5	40	37.5	41.25	37.5
8 - 9	35	35	37.5	35	40	50	35	36.5	42.5	36.5
9 - 10	35	34.4	35	34.5	34.9	37	32.5	34.76	34.75	34.76
10 - 11	34.9	35.8	35.9	34.6	34.8	34.1	40	35.2	37.05	35.2
11 - 12	36.2	35.4	35.3	36	37.4	35.5	35	36.06	35.25	36.06
12 - 13	34.6	35.5	34.3	34.8	34	34.1	0	34.64	34.1	34.64
13 - 14	36.8	35	34	36.5	34.8	35.5	0	35.42	35.5	35.42
14 - 15	34.3	34.5	35	34	34.6	34.3	0	34.48	34.3	34.48
15 - 16	34	34.8	33.5	34.7	34.4	34.9	0	34.28	34.9	34.28
16 - 17	34.4	35.9	34	34.5	36.2	33.8	0	35	33.8	35
17 - 18	35.9	34.7	33.8	34.8	35.2	34.5	0	34.88	34.5	34.88
18 - 19	33.3	33.2	33.7	33.5	34.4	35	0	33.62	35	33.62
19 - 20	34	33.1	33.7	34.4	34	34.5	0	33.84	34.5	33.84
20 - 21	34.3	34	34.5	35	33.4	35.9	0	34.24	35.9	34.24
21 - 22	35.6	35.4	36.5	35	37.1	37.3	0	35.92	37.3	35.92
22 - 23	36.4	34.7	37.3	35.5	36.1	36.1	0	36	36.1	36
23 - 24	36.2	37	35	34.5	36.7	35.6	0	35.88	35.6	35.88
Totals	848.9	805	814.8	779.8	834.8	877.7	458			
% of Total	15.67%	14.86%	15.04%	14.39%	15.41%	16.2%	8.45%			

	08/11/2021	to	14/11/2021							
	Monday	Tuesday	Wednesday	Thursday	Friday	Saturday	Sunday	Week	Weekend	Week Day 85%
Hour	08/11/2021	09/11/2021	10/11/2021	11/11/2021	12/11/2021	13/11/2021	14/11/2021	Day Avg	Avg	Avg Speed
0 - 1	0	0	0	0	0	0	0	0	0	0
1 - 2	0	0	0	0	0	0	0	0	0	0
2 - 3	0	0	0	0	0	0	0	0	0	0
3 - 4	0	0	0	0	0	0	0	0	0	0
4 - 5	0	0	0	0	0	0	0	0	0	0
5 - 6	0	0	0	0	0	0	0	0	0	0
6 - 7	0	0	0	0	0	0	0	0	0	0
7 - 8	0	0	0	0	0	0	0	0	0	0
8 - 9	0	0	0	0	0	0	0	0	0	0
9 - 10	0	0	0	0	0	0	0	0	0	0
10 - 11	0	0	0	0	0	0	0	0	0	0
11 - 12	0	0	0	0	0	0	0	0	0	0
12 - 13	0	0	0	0	0	0	0	0	0	0
13 - 14	0	0	0	0	0	0	0	0	0	0
14 - 15	0	0	0	0	0	0	0	0	0	0
15 - 16	0	0	0	0	0	0	0	0	0	0
16 - 17	0	0	0	0	0	0	0	0	0	0
17 - 18	0	0	0	0	0	0	0	0	0	0
18 - 19	0	0	0	0	0	0	0	0	0	0
19 - 20	0	0	0	0	0	0	0	0	0	0
20 - 21	0	0	0	0	0	0	0	0	0	0
21 - 22	0	0	0	0	0	0	0	0	0	0
22 - 23	0	0	0	0	0	0	0	0	0	0
23 - 24	0	0	0	0	0	0	0	0	0	0
Totals	0	0	0	0	0	0	0			
% of Total	0%	0%	0%	0%	0%	0%	0%			

	15/11/2021	to	21/11/2021							
	Monday	Tuesday	Wednesday	Thursday	Friday	Saturday	Sunday	Week	Weekend	Week Day 85%
Hour	15/11/2021	16/11/2021	17/11/2021	18/11/2021	19/11/2021	20/11/2021	21/11/2021	Day Avg	Avg	Avg Speed
0 - 1	0	0	0	0	0	0	0	0	0	0
1 - 2	0	0	0	0	0	0	0	0	0	0
2 - 3	0	0	0	0	0	0	0	0	0	0
3 - 4	0	0	0	0	0	0	0	0	0	0
4 - 5	0	0	0	0	0	0	0	0	0	0
5 - 6	0	0	0	0	0	0	0	0	0	0
6 - 7	0	0	0	0	0	0	0	0	0	0
7 - 8	0	0	0	0	0	0	0	0	0	0
8 - 9	0	0	0	0	0	0	0	0	0	0
9 - 10	0	0	0	0	0	0	0	0	0	0
10 - 11	0	0	0	0	0	0	0	0	0	0
11 - 12	0	0	0	0	0	0	0	0	0	0
12 - 13	0	0	0	0	0	0	0	0	0	0
13 - 14	0	0	0	0	0	0	0	0	0	0
14 - 15	0	0	0	0	0	0	0	0	0	0
15 - 16	0	0	0	0	0	0	0	0	0	0
16 - 17	0	0	0	0	0	0	0	0	0	0
17 - 18	0	0	0	0	0	0	0	0	0	0
18 - 19	0	0	0	0	0	0	0	0	0	0
19 - 20	0	0	0	0	0	0	0	0	0	0
20 - 21	0	0	0	0	0	0	0	0	0	0
21 - 22	0	0	0	0	0	0	0	0	0	0
22 - 23	0	0	0	0	0	0	0	0	0	0
23 - 24	0	0	0	0	0	0	0	0	0	0
Totals	0	0	0	0	0	0	0			
% of Total	0%	0%	0%	0%	0%	0%	0%			

	22/11/2021	to	28/11/2021							
	Monday	Tuesday	Wednesday	Thursday	Friday	Saturday	Sunday	Week	Weekend	Week Day 85%
Hour	22/11/2021	23/11/2021	24/11/2021	25/11/2021	26/11/2021	27/11/2021	28/11/2021	Day Avg	Avg	Avg Speed
0 - 1	0	0	0	0	0	0	0	0	0	0
1 - 2	0	0	0	0	0	0	0	0	0	0
2 - 3	0	0	0	0	0	0	0	0	0	0
3 - 4	0	0	0	0	0	0	0	0	0	0
4 - 5	0	0	0	0	0	0	0	0	0	0
5 - 6	0	0	0	0	0	0	0	0	0	0
6 - 7	0	0	0	0	0	0	0	0	0	0
7 - 8	0	0	0	0	0	0	0	0	0	0
8 - 9	0	0	0	0	0	0	0	0	0	0
9 - 10	0	0	0	0	0	0	0	0	0	0
10 - 11	0	0	0	0	0	0	0	0	0	0
11 - 12	0	0	0	0	0	0	0	0	0	0
12 - 13	0	0	0	0	0	0	0	0	0	0
13 - 14	0	0	0	0	0	0	0	0	0	0
14 - 15	0	0	0	0	0	0	0	0	0	0
15 - 16	0	0	0	0	0	0	0	0	0	0
16 - 17	0	0	0	0	0	0	0	0	0	0
17 - 18	0	0	0	0	0	0	0	0	0	0
18 - 19	0	0	0	0	0	0	0	0	0	0
19 - 20	0	0	0	0	0	0	0	0	0	0
20 - 21	0	0	0	0	0	0	0	0	0	0
21 - 22	0	0	0	0	0	0	0	0	0	0
22 - 23	0	0	0	0	0	0	0	0	0	0
23 - 24	0	0	0	0	0	0	0	0	0	0
Totals	0	0	0	0	0	0	0			
% of Total	0%	0%	0%	0%	0%	0%	0%			

	29/11/2021	to	05/12/2021							
	Monday	Tuesday	Wednesday	Thursday	Friday	Saturday	Sunday	Week	Weekend	Week Day 85%
Hour	29/11/2021	30/11/2021	01/12/2021	02/12/2021	03/12/2021	04/12/2021	05/12/2021	Day Avg	Avg	Avg Speed
0 - 1	0	0	0	0	0	0	0	0	0	0
1 - 2	0	0	0	0	0	0	0	0	0	0
2 - 3	0	0	0	0	0	0	0	0	0	0
3 - 4	0	0	0	0	0	0	0	0	0	0
4 - 5	0	0	0	0	0	0	0	0	0	0
5 - 6	0	0	0	0	0	0	0	0	0	0
6 - 7	0	0	0	0	0	0	0	0	0	0
7 - 8	0	0	0	0	0	0	0	0	0	0
8 - 9	0	0	0	0	0	0	0	0	0	0
9 - 10	0	0	0	0	0	0	0	0	0	0
10 - 11	0	0	0	0	0	0	0	0	0	0
11 - 12	0	0	0	0	0	0	0	0	0	0
12 - 13	0	0	0	0	0	0	0	0	0	0
13 - 14	0	0	0	0	0	0	0	0	0	0
14 - 15	0	0	0	0	0	0	0	0	0	0
15 - 16	0	0	0	0	0	0	0	0	0	0
16 - 17	0	0	0	0	0	0	0	0	0	0
17 - 18	0	0	0	0	0	0	0	0	0	0
18 - 19	0	0	0	0	0	0	0	0	0	0
19 - 20	0	0	0	0	0	0	0	0	0	0
20 - 21	0	0	0	0	0	0	0	0	0	0
21 - 22	0	0	0	0	0	0	0	0	0	0
22 - 23	0	0	0	0	0	0	0	0	0	0
23 - 24	0	0	0	0	0	0	0	0	0	0
Totals	0	0	0	0	0	0	0			
% of Total	0%	0%	0%	0%	0%	0%	0%			

	06/12/2021	to	12/12/2021							
	Monday	Tuesday	Wednesday	Thursday	Friday	Saturday	Sunday	Week	Weekend	Week Day 85%
Hour	06/12/2021	07/12/2021	08/12/2021	09/12/2021	10/12/2021	11/12/2021	12/12/2021	Day Avg	Avg	Avg Speed
0 - 1	0	0	0	0	0	0	0	0	0	0
1 - 2	0	0	0	0	0	0	0	0	0	0
2 - 3	0	0	0	0	0	0	0	0	0	0
3 - 4	0	0	0	0	0	0	0	0	0	0
4 - 5	0	0	0	0	0	0	0	0	0	0
5 - 6	0	0	0	0	0	0	0	0	0	0
6 - 7	0	0	0	0	0	0	0	0	0	0
7 - 8	0	0	0	0	0	0	0	0	0	0
8 - 9	0	0	0	0	0	0	0	0	0	0
9 - 10	0	0	0	0	0	0	0	0	0	0
10 - 11	0	0	0	0	0	0	0	0	0	0
11 - 12	0	0	0	0	0	0	0	0	0	0
12 - 13	0	0	0	0	0	0	0	0	0	0
13 - 14	0	0	0	0	0	0	0	0	0	0
14 - 15	0	0	0	0	0	0	0	0	0	0
15 - 16	0	0	0	0	0	0	0	0	0	0
16 - 17	0	0	0	0	0	0	0	0	0	0
17 - 18	0	0	0	0	0	0	0	0	0	0
18 - 19	0	0	0	0	0	0	0	0	0	0
19 - 20	0	0	0	0	0	0	0	0	0	0
20 - 21	0	0	0	0	0	0	0	0	0	0
21 - 22	0	0	0	0	0	0	0	0	0	0
22 - 23	0	0	0	0	0	0	0	0	0	0
23 - 24	0	0	0	0	0	0	0	0	0	0
Totals	0	0	0	0	0	0	0			
% of Total	0%	0%	0%	0%	0%	0%	0%			

	13/12/2021	to	19/12/2021							
	Monday	Tuesday	Wednesday	Thursday	Friday	Saturday	Sunday	Week	Weekend	Week Day 85%
Hour	13/12/2021	14/12/2021	15/12/2021	16/12/2021	17/12/2021	18/12/2021	19/12/2021	Day Avg	Avg	Avg Speed
0 - 1	0	0	0	0	0	0	0	0	0	0
1 - 2	0	0	0	0	0	0	0	0	0	0
2 - 3	0	0	0	0	0	0	0	0	0	0
3 - 4	0	0	0	0	0	0	0	0	0	0
4 - 5	0	0	0	0	0	0	0	0	0	0
5 - 6	0	0	0	0	0	0	0	0	0	0
6 - 7	0	0	0	0	0	0	0	0	0	0
7 - 8	0	0	0	0	0	0	0	0	0	0
8 - 9	0	0	0	0	0	0	0	0	0	0
9 - 10	0	0	0	0	0	0	0	0	0	0
10 - 11	0	0	0	0	0	0	0	0	0	0
11 - 12	0	0	0	0	0	0	0	0	0	0
12 - 13	0	0	0	0	0	0	0	0	0	0
13 - 14	0	0	0	0	0	0	0	0	0	0
14 - 15	0	0	0	0	0	0	0	0	0	0
15 - 16	0	0	0	0	0	0	0	0	0	0
16 - 17	0	0	0	0	0	0	0	0	0	0
17 - 18	0	0	0	0	0	0	0	0	0	0
18 - 19	0	0	0	0	0	0	0	0	0	0
19 - 20	0	0	0	0	0	0	0	0	0	0
20 - 21	0	0	0	0	0	0	0	0	0	0
21 - 22	0	0	0	0	0	0	0	0	0	0
22 - 23	0	0	0	0	0	0	0	0	0	0
23 - 24	0	0	0	0	0	0	0	0	0	0
Totals	0	0	0	0	0	0	0			
% of Total	0%	0%	0%	0%	0%	0%	0%			

	20/12/2021	to	26/12/2021							
	Monday	Tuesday	Wednesday	Thursday	Friday	Saturday	Sunday	Week	Weekend	Week Day 85%
Hour	20/12/2021	21/12/2021	22/12/2021	23/12/2021	24/12/2021	25/12/2021	26/12/2021	Day Avg	Avg	Avg Speed
0 - 1	0	0	0	0	0	0	0	0	0	0
1 - 2	0	0	0	0	0	0	0	0	0	0
2 - 3	0	0	0	0	0	0	0	0	0	0
3 - 4	0	0	0	0	0	0	0	0	0	0
4 - 5	0	0	0	0	0	0	0	0	0	0
5 - 6	0	0	0	0	0	0	0	0	0	0
6 - 7	0	0	0	0	0	0	0	0	0	0
7 - 8	0	0	0	0	0	0	0	0	0	0
8 - 9	0	0	0	0	0	0	0	0	0	0
9 - 10	0	0	0	0	0	0	0	0	0	0
10 - 11	0	0	0	0	0	0	0	0	0	0
11 - 12	0	0	0	0	0	0	0	0	0	0
12 - 13	0	0	0	0	0	0	0	0	0	0
13 - 14	0	0	0	0	0	0	0	0	0	0
14 - 15	0	0	0	0	0	0	0	0	0	0
15 - 16	0	0	0	0	0	0	0	0	0	0
16 - 17	0	0	0	0	0	0	0	0	0	0
17 - 18	0	0	0	0	0	0	0	0	0	0
18 - 19	0	0	0	0	0	0	0	0	0	0
19 - 20	0	0	0	0	0	0	0	0	0	0
20 - 21	0	0	0	0	0	0	0	0	0	0
21 - 22	0	0	0	0	0	0	0	0	0	0
22 - 23	0	0	0	0	0	0	0	0	0	0
23 - 24	0	0	0	0	0	0	0	0	0	0
Totals	0	0	0	0	0	0	0			
% of Total	0%	0%	0%	0%	0%	0%	0%			

	27/12/2021	to	02/01/2022							
	Monday	Tuesday	Wednesday	Thursday	Friday	Saturday	Sunday	Week	Weekend	Week Day 85%
Hour	27/12/2021	28/12/2021	29/12/2021	30/12/2021	31/12/2021	01/01/2022	02/01/2022	Day Avg	Avg	Avg Speed
0 - 1	0	0	0	0	0	0	0	0	0	0
1 - 2	0	0	0	0	0	0	0	0	0	0
2 - 3	0	0	0	0	0	0	0	0	0	0
3 - 4	0	0	0	0	0	0	0	0	0	0
4 - 5	0	0	0	0	0	0	0	0	0	0
5 - 6	0	0	0	0	0	0	0	0	0	0
6 - 7	0	0	0	0	0	0	0	0	0	0
7 - 8	0	0	0	0	0	0	0	0	0	0
8 - 9	0	0	0	0	0	0	0	0	0	0
9 - 10	0	0	0	0	0	0	0	0	0	0
10 - 11	0	0	0	0	0	0	0	0	0	0
11 - 12	0	0	0	0	0	0	0	0	0	0
12 - 13	0	0	0	0	0	0	0	0	0	0
13 - 14	0	0	0	0	0	0	0	0	0	0
14 - 15	0	0	0	0	0	0	0	0	0	0
15 - 16	0	0	0	0	0	0	0	0	0	0
16 - 17	0	0	0	0	0	0	0	0	0	0
17 - 18	0	0	0	0	0	0	0	0	0	0
18 - 19	0	0	0	0	0	0	0	0	0	0
19 - 20	0	0	0	0	0	0	0	0	0	0
20 - 21	0	0	0	0	0	0	0	0	0	0
21 - 22	0	0	0	0	0	0	0	0	0	0
22 - 23	0	0	0	0	0	0	0	0	0	0
23 - 24	0	0	0	0	0	0	0	0	0	0
Totals	0	0	0	0	0	0	0			
% of Total	0%	0%	0%	0%	0%	0%	0%			

	03/01/2022	to	09/01/2022							
	Monday	Tuesday	Wednesday	Thursday	Friday	Saturday	Sunday	Week	Weekend	Week Day 85%
Hour	03/01/2022	04/01/2022	05/01/2022	06/01/2022	07/01/2022	08/01/2022	09/01/2022	Day Avg	Avg	Avg Speed
0 - 1	0	0	0	0	0	0	0	0	0	0
1 - 2	0	0	0	0	0	0	0	0	0	0
2 - 3	0	0	0	0	0	0	0	0	0	0
3 - 4	0	0	0	0	0	0	0	0	0	0
4 - 5	0	0	0	0	0	0	0	0	0	0
5 - 6	0	0	0	0	0	0	0	0	0	0
6 - 7	0	0	0	0	0	0	0	0	0	0
7 - 8	0	0	0	0	0	0	0	0	0	0
8 - 9	0	0	0	0	0	0	0	0	0	0
9 - 10	0	0	0	0	0	0	0	0	0	0
10 - 11	0	0	0	0	0	0	0	0	0	0
11 - 12	0	0	0	0	0	0	0	0	0	0
12 - 13	0	0	0	0	0	0	0	0	0	0
13 - 14	0	0	0	0	0	0	0	0	0	0
14 - 15	0	0	0	0	0	0	0	0	0	0
15 - 16	0	0	0	0	0	0	0	0	0	0
16 - 17	0	0	0	0	0	0	0	0	0	0
17 - 18	0	0	0	0	0	0	0	0	0	0
18 - 19	0	0	0	0	0	0	0	0	0	0
19 - 20	0	0	0	0	0	0	0	0	0	0
20 - 21	0	0	0	0	0	0	0	0	0	0
21 - 22	0	0	0	0	0	0	0	0	0	0
22 - 23	0	0	0	0	0	0	0	0	0	0
23 - 24	0	0	0	0	0	0	0	0	0	0
Totals	0	0	0	0	0	0	0			
% of Total	0%	0%	0%	0%	0%	0%	0%			

	10/01/2022	to	16/01/2022							
	Monday	Tuesday	Wednesday	Thursday	Friday	Saturday	Sunday	Week	Weekend	Week Day 85%
Hour	10/01/2022	11/01/2022	12/01/2022	13/01/2022	14/01/2022	15/01/2022	16/01/2022	Day Avg	Avg	Avg Speed
0 - 1	0	0	0	0	0	*	*	0	0	0
1 - 2	0	0	0	0	0	*	*	0	0	0
2 - 3	0	0	0	0	0	*	*	0	0	0
3 - 4	0	0	0	0	0	*	*	0	0	0
4 - 5	0	0	0	0	0	*	*	0	0	0
5 - 6	0	0	0	0	0	*	*	0	0	0
6 - 7	0	0	0	0	0	*	*	0	0	0
7 - 8	0	0	0	0	0	*	*	0	0	0
8 - 9	0	0	0	0	0	*	*	0	0	0
9 - 10	0	0	0	0	0	*	*	0	0	0
10 - 11	0	0	0	0	0	*	*	0	0	0
11 - 12	0	0	0	0	0	*	*	0	0	0
12 - 13	0	0	0	0	0	*	*	0	0	0
13 - 14	0	0	0	0	0	*	*	0	0	0
14 - 15	0	0	0	0	*	*	*	0	0	0
15 - 16	0	0	0	0	*	*	*	0	0	0
16 - 17	0	0	0	0	*	*	*	0	0	0
17 - 18	0	0	0	0	*	*	*	0	0	0
18 - 19	0	0	0	0	*	*	*	0	0	0
19 - 20	0	0	0	0	*	*	*	0	0	0
20 - 21	0	0	0	0	*	*	*	0	0	0
21 - 22	0	0	0	0	*	*	*	0	0	0
22 - 23	0	0	0	0	*	*	*	0	0	0
23 - 24	0	0	0	0	*	*	*	0	0	0
Totals	0	0	0	0	0	0	0			
% of Total	0%	0%	0%	0%	0%	0%	0%			

Incoming Monthly EightyFifthSpeeds
 2022 Jan Westfield Road flashing

from Tue-Sep-21-2021-03-00-PM to Fri-Jan-14-2022-01-59-PM

Hour	Sep 2021							Week Day Avg	Weekend Avg	Week Day 85% Avg Speed
	Monday	Tuesday	Wednesday	Thursday	Friday	Saturday	Sunday			
0 - 1	40	38	37.5	40.8	39	40	38.8	39.06	39.4	39.06
1 - 2	35	40	38	40	41.7	40	38	38.94	39	38.94
2 - 3	25	45	30	52.5	40	45	40	38.5	42.5	38.5
3 - 4	0	40	37.5	50	32.5	35	35	40	35	40
4 - 5	20	20	17.5	33.3	35	40	35	25.16	37.5	25.16
5 - 6	30	40	25	35	30	35	35	32	35	32
6 - 7	40	38.3	35	35	41.7	35	37.5	38	36.25	38
7 - 8	34.4	37.5	37.5	36.4	33.3	40	40	35.82	40	35.82
8 - 9	34.7	34.5	34.6	34.4	35.5	34.4	40	34.74	37.2	34.74
9 - 10	34.1	36.5	35	34.8	34.9	36.7	37	35.06	36.85	35.06
10 - 11	36.5	36	36.3	36.1	37	35.9	38.8	36.38	37.35	36.38
11 - 12	36.2	34.8	35.5	36.1	34.7	35	36.3	35.46	35.65	35.46
12 - 13	35.6	34.8	36.1	35.8	34.3	35	36.6	35.32	35.8	35.32
13 - 14	36.8	34.5	35.9	35.2	34.7	35.7	36.1	35.42	35.9	35.42
14 - 15	35.8	35.8	34.8	36.1	34.6	36.2	36.9	35.42	36.55	35.42
15 - 16	35.3	37.2	34.6	35.8	34.7	37.4	36	35.52	36.7	35.52
16 - 17	36.9	34.7	34.5	34.2	34.4	36.2	35	34.94	35.6	34.94
17 - 18	36.1	34.8	34.8	35.7	34.9	37.2	34.5	35.26	35.85	35.26
18 - 19	34.3	35.2	36	34.7	37.3	35.6	36.4	35.5	36	35.5
19 - 20	34.9	34.5	35.5	34.6	36.4	36.9	36.5	35.18	36.7	35.18
20 - 21	33.7	34.9	34.3	34.7	35.9	37.1	35.5	34.7	36.3	34.7
21 - 22	35.8	35.6	35.6	35.6	37.2	38.8	35	35.96	36.9	35.96
22 - 23	40	36.8	36.1	35.6	34	40	38.6	36.5	39.3	36.5
23 - 24	37	34.8	36.7	37.3	38.6	35	36.7	36.88	35.85	36.88

Hour	Oct 2021							Week Day Avg	Weekend Avg	Week Day 85% Avg Speed
	Monday	Tuesday	Wednesday	Thursday	Friday	Saturday	Sunday			
0 - 1	41.4	39.7	37.2	39.2	38.6	37.1	38.9	39.22	38	39.22
1 - 2	38.8	40	38	38	39	38.8	41	38.76	39.9	38.76
2 - 3	40	40	38.3	43.3	43.8	42	41.2	41.08	41.6	41.08
3 - 4	45	40	35	45	47.5	36.7	45	42.5	40.85	42.5
4 - 5	32.5	25	33.3	20	32.5	40	40	28.66	40	28.66
5 - 6	28.6	27.5	27.5	30	36.7	37.5	35	30.06	36.25	30.06
6 - 7	34.5	37.5	41.2	35	38	36.7	44	37.24	40.35	37.24
7 - 8	34.5	35.4	35	35.9	37.4	39	42.5	35.64	40.75	35.64
8 - 9	34.2	33.9	34.3	34.7	34.3	38.4	41.7	34.28	40.05	34.28
9 - 10	35.8	34.8	34.7	35	34.9	37	35.9	35.04	36.45	35.04
10 - 11	35.6	36.2	35.7	36.2	36	35.9	36.9	35.94	36.4	35.94
11 - 12	34.9	34.6	35.3	35.1	34.5	35.9	34.7	34.88	35.3	34.88
12 - 13	34.9	36.3	36.2	35	36.5	34.9	36.4	35.78	35.65	35.78
13 - 14	34.8	34.8	34.5	34.8	35.2	34.5	35.5	34.82	35	34.82
14 - 15	34.6	35.3	34.4	35.1	34.8	36.2	36	34.84	36.1	34.84
15 - 16	34.9	34.5	34.9	36.1	34.8	36.5	36.7	35.04	36.6	35.04
16 - 17	35.4	34.4	35.5	34.8	35.3	36.9	36.1	35.08	36.5	35.08
17 - 18	34.1	34.3	34.3	34.5	34.4	36.2	35.5	34.32	35.85	34.32
18 - 19	34.7	34.5	34.8	34.5	35	35.9	36.3	34.7	36.1	34.7
19 - 20	34.8	34.9	34.7	34.8	35	36.2	36.2	34.84	36.2	34.84
20 - 21	36.2	34.7	35.8	34.7	36.2	36.6	37	35.52	36.8	35.52
21 - 22	36.7	35.8	38.1	37.3	37	37.9	36.6	36.98	37.25	36.98
22 - 23	37.6	34.8	37.2	36.3	35	37.9	38	36.18	37.95	36.18
23 - 24	39	37.6	37.5	36.8	36.7	38	38.9	37.52	38.45	37.52

Hour	Nov 2021							Week Day Avg	Weekend Avg	Week Day 85% Avg Speed
	Monday	Tuesday	Wednesday	Thursday	Friday	Saturday	Sunday			
0 - 1	38.8	37.5	38.5	37.5	38	37.1	35	38.06	36.05	38.06
1 - 2	39.2	38.3	39	37.5	33.8	35	40	37.56	37.5	37.56
2 - 3	45	35	40	37.5	40	42.5	43	39.5	42.75	39.5
3 - 4	30	0	35	0	30	37.5	45	31.67	41.25	31.67
4 - 5	35	40	25	35	40	35	42.5	35	38.75	35
5 - 6	30	18.3	25	20	20	35	35	22.66	35	22.66
6 - 7	30	35	20	18.3	30	35	35	26.66	35	26.66
7 - 8	40	42.5	33.3	36.7	35	42.5	40	37.5	41.25	37.5
8 - 9	35	35	37.5	35	40	50	35	36.5	42.5	36.5
9 - 10	35	34.4	35	34.5	34.9	37	32.5	34.76	34.75	34.76
10 - 11	34.9	35.8	35.9	34.6	34.8	34.1	40	35.2	37.05	35.2
11 - 12	36.2	35.4	35.3	36	37.4	35.5	35	36.06	35.25	36.06
12 - 13	34.6	35.5	34.3	34.8	34	34.1	0	34.64	34.1	34.64
13 - 14	36.8	35	34	36.5	34.8	35.5	0	35.42	35.5	35.42
14 - 15	34.3	34.5	35	34	34.6	34.3	0	34.48	34.3	34.48
15 - 16	34	34.8	33.5	34.7	34.4	34.9	0	34.28	34.9	34.28
16 - 17	34.4	35.9	34	34.5	36.2	33.8	0	35	33.8	35
17 - 18	35.9	34.7	33.8	34.8	35.2	34.5	0	34.88	34.5	34.88
18 - 19	33.3	33.2	33.7	33.5	34.4	35	0	33.62	35	33.62
19 - 20	34	33.1	33.7	34.4	34	34.5	0	33.84	34.5	33.84
20 - 21	34.3	34	34.5	35	33.4	35.9	0	34.24	35.9	34.24
21 - 22	35.6	35.4	36.5	35	37.1	37.3	0	35.92	37.3	35.92
22 - 23	36.4	34.7	37.3	35.5	36.1	36.1	0	36	36.1	36
23 - 24	36.2	37	35	34.5	36.7	35.6	0	35.88	35.6	35.88

Hour	Dec 2021							Week Day Avg	Weekend Avg	Week Day 85% Avg Speed
	Monday	Tuesday	Wednesday	Thursday	Friday	Saturday	Sunday			
0 - 1	0	0	0	0	0	0	0	0	0	0
1 - 2	0	0	0	0	0	0	0	0	0	0
2 - 3	0	0	0	0	0	0	0	0	0	0
3 - 4	0	0	0	0	0	0	0	0	0	0
4 - 5	0	0	0	0	0	0	0	0	0	0
5 - 6	0	0	0	0	0	0	0	0	0	0
6 - 7	0	0	0	0	0	0	0	0	0	0
7 - 8	0	0	0	0	0	0	0	0	0	0
8 - 9	0	0	0	0	0	0	0	0	0	0
9 - 10	0	0	0	0	0	0	0	0	0	0
10 - 11	0	0	0	0	0	0	0	0	0	0
11 - 12	0	0	0	0	0	0	0	0	0	0
12 - 13	0	0	0	0	0	0	0	0	0	0
13 - 14	0	0	0	0	0	0	0	0	0	0
14 - 15	0	0	0	0	0	0	0	0	0	0
15 - 16	0	0	0	0	0	0	0	0	0	0
16 - 17	0	0	0	0	0	0	0	0	0	0
17 - 18	0	0	0	0	0	0	0	0	0	0
18 - 19	0	0	0	0	0	0	0	0	0	0
19 - 20	0	0	0	0	0	0	0	0	0	0
20 - 21	0	0	0	0	0	0	0	0	0	0
21 - 22	0	0	0	0	0	0	0	0	0	0
22 - 23	0	0	0	0	0	0	0	0	0	0
23 - 24	0	0	0	0	0	0	0	0	0	0

Hour	Jan 2022							Week Day Avg	Weekend Avg	Week Day 85% Avg Speed
	Monday	Tuesday	Wednesday	Thursday	Friday	Saturday	Sunday			
0 - 1	0	0	0	0	0	0	0	0	0	0
1 - 2	0	0	0	0	0	0	0	0	0	0
2 - 3	0	0	0	0	0	0	0	0	0	0
3 - 4	0	0	0	0	0	0	0	0	0	0
4 - 5	0	0	0	0	0	0	0	0	0	0
5 - 6	0	0	0	0	0	0	0	0	0	0
6 - 7	0	0	0	0	0	0	0	0	0	0
7 - 8	0	0	0	0	0	0	0	0	0	0
8 - 9	0	0	0	0	0	0	0	0	0	0
9 - 10	0	0	0	0	0	0	0	0	0	0
10 - 11	0	0	0	0	0	0	0	0	0	0
11 - 12	0	0	0	0	0	0	0	0	0	0
12 - 13	0	0	0	0	0	0	0	0	0	0
13 - 14	0	0	0	0	0	0	0	0	0	0
14 - 15	0	0	0	0	0	0	0	0	0	0
15 - 16	0	0	0	0	0	0	0	0	0	0
16 - 17	0	0	0	0	0	0	0	0	0	0
17 - 18	0	0	0	0	0	0	0	0	0	0
18 - 19	0	0	0	0	0	0	0	0	0	0
19 - 20	0	0	0	0	0	0	0	0	0	0
20 - 21	0	0	0	0	0	0	0	0	0	0
21 - 22	0	0	0	0	0	0	0	0	0	0
22 - 23	0	0	0	0	0	0	0	0	0	0
23 - 24	0	0	0	0	0	0	0	0	0	0

Starting Hour	Count	Average Speed of all Traffic	Violator Counts	Average Speed of Violators
00:00:00	0	N/A	N/A	N/A
01:00:00	0	N/A	N/A	N/A
02:00:00	0	N/A	N/A	N/A
03:00:00	0	N/A	N/A	N/A
04:00:00	0	N/A	N/A	N/A
05:00:00	0	N/A	N/A	N/A
06:00:00	0	N/A	N/A	N/A
07:00:00	0	N/A	N/A	N/A
08:00:00	0	N/A	N/A	N/A
09:00:00	0	N/A	N/A	N/A
10:00:00	0	N/A	N/A	N/A
11:00:00	0	N/A	N/A	N/A
12:00:00	0	N/A	N/A	N/A
13:00:00	0	N/A	N/A	N/A
14:00:00	0	N/A	N/A	N/A
15:00:00	71	8.0	18	38.1
16:00:00	165	3.8	22	38.2
17:00:00	166	4.1	24	38.3
18:00:00	194	3.2	34	37.6
19:00:00	178	4.0	21	39.2
20:00:00	113	5.5	12	38.3
21:00:00	71	7.7	14	38.6
22:00:00	50	8.4	7	37.5
23:00:00	52	12.2	7	42.5
00:00:00	27	15.5	7	39.6
01:00:00	10	21.8	4	37.5
02:00:00	3	30.8	1	37.5
03:00:00	3	29.2	2	37.5
04:00:00	2	15.0	0	0.0
05:00:00	4	8.8	0	0.0
06:00:00	3	20.0	0	0.0
07:00:00	15	25.2	5	41.5
08:00:00	77	7.0	13	38.3
09:00:00	123	5.2	17	38.7
10:00:00	100	6.0	20	38.3
11:00:00	79	7.8	16	38.4
12:00:00	76	7.3	12	37.9
13:00:00	77	6.6	9	37.5
14:00:00	128	5.1	17	39.0
15:00:00	115	5.2	15	37.8
16:00:00	127	5.3	15	38.8
17:00:00	146	4.4	18	38.3
18:00:00	202	3.4	47	38.5
19:00:00	160	3.9	27	38.1
20:00:00	123	4.9	20	38.3
21:00:00	82	6.3	9	37.5
22:00:00	59	9.7	8	40.6
23:00:00	28	12.4	4	38.8
00:00:00	15	18.5	2	40.0
01:00:00	7	33.9	3	39.2
02:00:00	5	32.5	2	45.0

Starting Hour	Count	Average Speed of all Traffic	Violator Counts	Average Speed of Violators
03:00:00	1	37.5	1	37.5
04:00:00	8	24.7	2	42.5
05:00:00	4	18.8	0	0.0
06:00:00	2	30.0	0	0.0
07:00:00	14	20.2	6	39.2
08:00:00	70	7.3	10	38.0
09:00:00	130	4.9	18	38.3
10:00:00	97	5.7	14	39.3
11:00:00	75	7.2	13	37.9
12:00:00	86	7.0	18	38.3
13:00:00	95	6.5	14	38.9
14:00:00	102	6.2	21	38.2
15:00:00	92	7.4	20	38.5
16:00:00	131	5.0	13	39.8
17:00:00	162	4.7	25	38.7
18:00:00	186	3.3	32	37.7
19:00:00	150	4.2	22	38.2
20:00:00	117	4.6	15	37.8
21:00:00	81	6.7	12	38.3
22:00:00	48	9.7	8	40.0
23:00:00	38	12.8	9	39.2
00:00:00	18	22.4	8	40.6
01:00:00	9	22.8	6	39.2
02:00:00	6	29.6	3	40.8
03:00:00	3	30.8	0	0.0
04:00:00	5	22.5	0	0.0
05:00:00	3	22.5	0	0.0
06:00:00	3	39.2	2	42.5
07:00:00	20	17.5	2	40.0
08:00:00	52	9.6	11	39.3
09:00:00	135	4.4	17	37.8
10:00:00	83	7.7	15	39.2
11:00:00	113	5.5	22	38.0
12:00:00	96	5.8	11	38.0
13:00:00	106	6.4	15	39.2
14:00:00	107	5.5	14	38.9
15:00:00	157	4.3	21	39.4
16:00:00	172	3.3	11	37.5
17:00:00	179	3.6	29	38.4
18:00:00	189	3.7	41	38.8
19:00:00	146	4.2	25	38.5
20:00:00	95	7.0	22	38.6
21:00:00	83	7.9	15	40.5
22:00:00	53	8.7	4	38.8
23:00:00	52	12.4	16	40.3
00:00:00	27	19.1	7	41.1
01:00:00	18	19.7	7	40.4
02:00:00	8	24.1	5	41.5
03:00:00	7	25.7	1	37.5
04:00:00	2	32.5	1	37.5
05:00:00	3	30.8	0	0.0

Starting Hour	Count	Average Speed of all Traffic	Violator Counts	Average Speed of Violators
06:00:00	3	35.8	2	40.0
07:00:00	5	34.5	2	40.0
08:00:00	21	19.5	4	37.5
09:00:00	35	15.6	6	40.0
10:00:00	66	8.5	15	39.2
11:00:00	94	5.9	14	38.2
12:00:00	107	5.1	14	38.2
13:00:00	112	6.0	21	38.9
14:00:00	103	6.1	18	38.6
15:00:00	94	6.3	24	38.3
16:00:00	115	6.1	18	39.2
17:00:00	102	5.9	25	38.7
18:00:00	104	4.4	18	37.5
19:00:00	106	6.1	20	38.3
20:00:00	72	9.6	14	41.1
21:00:00	39	14.4	10	39.5
22:00:00	30	17.3	14	39.6
23:00:00	34	14.8	10	40.0
00:00:00	27	14.6	9	38.1
01:00:00	25	18.2	8	40.6
02:00:00	18	24.6	5	43.5
03:00:00	2	16.3	0	0.0
04:00:00	5	29.5	1	37.5
05:00:00	5	30.5	1	37.5
06:00:00	4	30.0	1	37.5
07:00:00	16	20.9	7	39.6
08:00:00	30	15.7	11	38.9
09:00:00	61	12.4	18	40.3
10:00:00	77	8.7	18	39.7
11:00:00	80	7.7	17	38.4
12:00:00	95	6.3	20	38.3
13:00:00	108	5.4	19	38.0
14:00:00	115	5.7	28	38.4
15:00:00	99	6.4	16	39.1
16:00:00	92	7.0	18	38.6
17:00:00	82	7.0	8	39.4
18:00:00	103	5.9	14	38.6
19:00:00	87	7.1	23	38.6
20:00:00	75	6.6	9	38.1
21:00:00	52	11.7	8	40.0
22:00:00	36	12.0	12	38.3
23:00:00	15	19.8	5	37.5
00:00:00	10	21.3	4	38.8
01:00:00	7	23.9	1	42.5
02:00:00	2	20.0	0	0.0
03:00:00	0	N/A	N/A	N/A
04:00:00	2	15.0	0	0.0
05:00:00	11	10.5	0	0.0
06:00:00	8	19.7	1	37.5
07:00:00	11	26.6	2	40.0
08:00:00	54	8.3	8	38.8

Starting Hour	Count	Average Speed of all Traffic	Violator Counts	Average Speed of Violators
09:00:00	130	3.7	13	37.5
10:00:00	90	5.8	8	37.5
11:00:00	55	11.1	13	39.8
12:00:00	73	7.0	13	38.3
13:00:00	62	8.8	11	38.4
14:00:00	82	7.4	16	38.4
15:00:00	103	5.3	20	38.0
16:00:00	128	4.4	16	38.4
17:00:00	151	4.4	34	39.1
18:00:00	177	3.7	19	38.3
19:00:00	154	3.7	21	37.7
20:00:00	109	5.5	14	38.2
21:00:00	62	6.8	5	37.5
22:00:00	39	15.5	14	40.0
23:00:00	24	19.9	6	40.0
00:00:00	10	20.5	5	37.5
01:00:00	10	26.5	6	38.3
02:00:00	5	28.0	2	40.0
03:00:00	1	37.5	1	37.5
04:00:00	5	25.5	1	37.5
05:00:00	4	20.0	1	37.5
06:00:00	5	25.0	3	39.2
07:00:00	16	25.0	4	43.8
08:00:00	60	9.2	8	39.4
09:00:00	144	4.0	21	38.2
10:00:00	64	8.5	14	38.9
11:00:00	81	6.7	9	39.2
12:00:00	60	7.8	8	38.1
13:00:00	102	6.3	17	38.7
14:00:00	82	7.4	10	39.0
15:00:00	93	6.2	22	38.2
16:00:00	126	4.9	17	38.1
17:00:00	137	5.1	18	38.6
18:00:00	168	3.5	29	37.7
19:00:00	152	4.3	15	39.2
20:00:00	84	7.9	18	38.9
21:00:00	46	8.9	5	38.5
22:00:00	43	10.3	11	38.4
23:00:00	34	12.4	5	37.5
00:00:00	18	19.6	3	40.8
01:00:00	8	31.9	3	37.5
02:00:00	0	N/A	N/A	N/A
03:00:00	1	22.5	0	0.0
04:00:00	2	15.0	0	0.0
05:00:00	5	15.0	0	0.0
06:00:00	5	27.5	1	37.5
07:00:00	12	25.8	2	42.5
08:00:00	68	6.4	6	38.3
09:00:00	138	4.7	21	38.5
10:00:00	98	5.6	16	38.1
11:00:00	76	6.9	11	38.4

Starting Hour	Count	Average Speed of all Traffic	Violator Counts	Average Speed of Violators
12:00:00	79	7.2	13	39.4
13:00:00	81	7.5	15	39.2
14:00:00	86	7.6	17	38.7
15:00:00	101	5.6	14	38.2
16:00:00	128	4.8	14	38.6
17:00:00	161	4.7	23	39.7
18:00:00	171	3.4	25	37.9
19:00:00	141	4.6	20	38.5
20:00:00	98	6.6	11	39.8
21:00:00	64	10.3	11	40.7
22:00:00	43	10.7	9	39.2
23:00:00	49	13.3	9	40.3
00:00:00	19	22.8	8	40.0
01:00:00	14	23.6	6	38.3
02:00:00	3	25.0	2	42.5
03:00:00	2	37.5	1	52.5
04:00:00	3	24.2	0	0.0
05:00:00	5	24.5	1	42.5
06:00:00	6	16.7	0	0.0
07:00:00	14	11.4	0	0.0
08:00:00	68	8.6	10	39.0
09:00:00	139	3.7	12	37.9
10:00:00	93	7.5	21	39.4
11:00:00	65	8.0	8	38.1
12:00:00	65	7.9	10	38.0
13:00:00	90	7.0	11	38.9
14:00:00	90	7.0	16	38.4
15:00:00	94	6.2	13	38.7
16:00:00	121	5.2	15	38.2
17:00:00	149	4.4	23	38.2
18:00:00	155	4.1	19	38.0
19:00:00	147	4.3	13	38.7
20:00:00	95	5.2	9	37.5
21:00:00	58	9.1	12	40.4
22:00:00	58	9.2	7	40.4
23:00:00	45	10.7	10	39.0
00:00:00	17	24.1	10	38.5
01:00:00	18	22.8	6	39.2
02:00:00	4	35.0	2	42.5
03:00:00	1	47.5	1	47.5
04:00:00	5	24.5	0	0.0
05:00:00	4	26.3	1	37.5
06:00:00	10	23.0	2	40.0
07:00:00	18	15.6	3	37.5
08:00:00	59	10.2	12	39.2
09:00:00	136	4.4	15	38.5
10:00:00	105	5.8	11	38.4
11:00:00	82	6.2	12	37.5
12:00:00	73	6.5	16	37.8
13:00:00	99	6.5	12	38.3
14:00:00	122	4.8	20	38.3

Starting Hour	Count	Average Speed of all Traffic	Violator Counts	Average Speed of Violators
15:00:00	108	5.9	18	38.6
16:00:00	146	4.0	19	38.0
17:00:00	159	4.2	22	38.4
18:00:00	163	4.0	23	39.2
19:00:00	155	5.1	29	39.2
20:00:00	119	5.5	21	38.5
21:00:00	70	8.9	16	38.8
22:00:00	40	13.0	7	38.9
23:00:00	42	11.3	6	38.3
00:00:00	28	13.8	5	37.5
01:00:00	20	16.6	7	37.5
02:00:00	5	21.5	3	40.8
03:00:00	2	16.3	0	0.0
04:00:00	1	37.5	1	37.5
05:00:00	2	32.5	0	0.0
06:00:00	4	21.9	1	37.5
07:00:00	8	14.7	0	0.0
08:00:00	17	30.7	7	42.5
09:00:00	43	12.1	15	38.5
10:00:00	57	9.4	15	37.8
11:00:00	77	7.5	12	38.3
12:00:00	90	6.3	12	38.8
13:00:00	103	5.1	10	38.0
14:00:00	80	6.1	10	38.0
15:00:00	73	7.7	14	38.6
16:00:00	79	7.9	18	38.9
17:00:00	89	6.6	18	38.1
18:00:00	87	6.4	16	38.1
19:00:00	87	7.6	17	39.0
20:00:00	68	7.4	8	38.1
21:00:00	45	9.8	10	38.0
22:00:00	24	19.3	6	38.3
23:00:00	28	16.9	11	38.9
00:00:00	20	18.8	6	38.3
01:00:00	19	20.5	6	38.3
02:00:00	15	22.7	7	40.4
03:00:00	6	29.6	3	39.2
04:00:00	3	27.5	0	0.0
05:00:00	1	27.5	0	0.0
06:00:00	1	47.5	1	47.5
07:00:00	4	31.3	1	37.5
08:00:00	9	31.9	3	39.2
09:00:00	32	15.5	6	42.5
10:00:00	40	13.8	7	38.2
11:00:00	58	8.8	10	38.0
12:00:00	86	7.1	14	38.6
13:00:00	120	5.8	20	39.0
14:00:00	101	5.8	13	38.7
15:00:00	111	5.7	14	39.6
16:00:00	78	7.1	21	37.7
17:00:00	104	5.0	15	37.5

Starting Hour	Count	Average Speed of all Traffic	Violator Counts	Average Speed of Violators
18:00:00	77	7.0	10	38.5
19:00:00	71	7.6	15	37.8
20:00:00	69	8.8	14	40.4
21:00:00	37	14.5	13	39.0
22:00:00	25	16.4	6	39.2
23:00:00	21	16.1	6	39.2
00:00:00	11	20.5	2	37.5
01:00:00	5	34.5	3	39.2
02:00:00	1	47.5	1	47.5
03:00:00	1	42.5	1	42.5
04:00:00	5	18.5	0	0.0
05:00:00	5	10.5	0	0.0
06:00:00	3	29.2	0	0.0
07:00:00	14	19.5	1	37.5
08:00:00	61	7.3	4	38.8
09:00:00	162	3.3	22	37.7
10:00:00	108	6.0	19	38.6
11:00:00	82	7.6	15	38.8
12:00:00	94	6.5	9	39.2
13:00:00	95	5.9	12	37.9
14:00:00	126	5.3	17	38.7
15:00:00	116	5.0	16	38.1
16:00:00	153	3.6	21	38.2
17:00:00	172	3.6	12	38.3
18:00:00	157	4.1	19	38.3
19:00:00	154	3.7	26	37.7
20:00:00	85	6.5	12	37.5
21:00:00	46	9.3	10	38.5
22:00:00	43	11.2	5	42.5
23:00:00	35	13.3	6	41.7
00:00:00	19	19.9	8	40.6
01:00:00	4	36.3	2	40.0
02:00:00	1	32.5	0	0.0
03:00:00	4	13.8	0	0.0
04:00:00	5	17.0	0	0.0
05:00:00	11	15.2	1	37.5
06:00:00	5	21.0	0	0.0
07:00:00	18	23.5	6	39.2
08:00:00	65	6.7	3	39.2
09:00:00	153	3.7	18	37.8
10:00:00	97	6.6	15	38.5
11:00:00	91	5.8	9	38.6
12:00:00	71	7.5	20	38.0
13:00:00	97	5.5	12	37.5
14:00:00	101	5.8	11	39.3
15:00:00	72	6.9	13	38.3
16:00:00	126	4.9	15	38.2
17:00:00	156	4.3	20	38.0
18:00:00	186	3.7	28	38.4
19:00:00	155	4.1	21	38.7
20:00:00	101	5.7	13	38.3

Starting Hour	Count	Average Speed of all Traffic	Violator Counts	Average Speed of Violators
21:00:00	66	8.9	8	39.4
22:00:00	44	12.3	8	38.8
23:00:00	30	16.2	10	39.5
00:00:00	15	22.0	5	38.5
01:00:00	8	27.8	2	40.0
02:00:00	7	25.0	1	37.5
03:00:00	4	16.9	0	0.0
04:00:00	4	16.9	0	0.0
05:00:00	7	17.1	0	0.0
06:00:00	9	20.0	1	37.5
07:00:00	17	21.9	3	45.8
08:00:00	69	7.2	11	38.0
09:00:00	152	3.9	24	37.9
10:00:00	89	6.5	18	38.1
11:00:00	81	7.9	16	39.1
12:00:00	83	7.5	18	39.2
13:00:00	103	5.3	12	37.5
14:00:00	124	5.4	17	38.7
15:00:00	102	5.4	17	37.8
16:00:00	139	4.2	21	38.2
17:00:00	169	3.6	22	37.7
18:00:00	195	3.3	26	38.5
19:00:00	181	3.3	26	38.1
20:00:00	122	5.8	23	38.8
21:00:00	63	8.6	9	38.6
22:00:00	64	10.5	24	40.2
23:00:00	43	13.0	8	41.3
00:00:00	22	20.3	9	40.3
01:00:00	10	17.0	0	0.0
02:00:00	0	N/A	N/A	N/A
03:00:00	1	47.5	1	47.5
04:00:00	3	13.3	0	0.0
05:00:00	10	16.3	0	0.0
06:00:00	9	16.7	0	0.0
07:00:00	17	23.5	4	43.8
08:00:00	66	9.6	11	39.8
09:00:00	146	3.1	23	37.5
10:00:00	101	5.5	18	37.8
11:00:00	63	8.8	11	37.5
12:00:00	77	7.8	14	38.6
13:00:00	101	6.8	12	39.6
14:00:00	98	5.5	20	38.0
15:00:00	99	6.7	14	38.9
16:00:00	151	4.3	15	38.8
17:00:00	156	4.2	24	38.1
18:00:00	194	3.4	22	38.4
19:00:00	172	3.1	16	37.5
20:00:00	115	5.8	16	38.8
21:00:00	69	8.9	24	38.3
22:00:00	43	10.3	9	38.6
23:00:00	39	13.2	13	38.7

Starting Hour	Count	Average Speed of all Traffic	Violator Counts	Average Speed of Violators
00:00:00	24	16.8	4	38.8
01:00:00	13	21.2	2	37.5
02:00:00	6	28.8	3	40.8
03:00:00	1	47.5	1	47.5
04:00:00	6	16.7	1	37.5
05:00:00	4	21.3	1	37.5
06:00:00	5	24.5	0	0.0
07:00:00	19	15.1	4	41.3
08:00:00	55	9.1	8	38.1
09:00:00	130	4.3	15	37.8
10:00:00	108	6.4	23	38.8
11:00:00	83	7.0	8	38.1
12:00:00	96	6.4	17	38.4
13:00:00	88	7.5	18	38.6
14:00:00	124	4.8	12	39.2
15:00:00	123	4.6	15	38.2
16:00:00	138	4.9	30	38.3
17:00:00	154	4.6	18	38.9
18:00:00	180	3.7	21	38.2
19:00:00	165	4.3	27	38.8
20:00:00	122	5.3	16	38.8
21:00:00	53	9.6	13	38.3
22:00:00	42	10.4	5	39.5
23:00:00	34	14.9	9	39.7
00:00:00	39	13.5	6	44.2
01:00:00	18	19.0	4	38.8
02:00:00	10	23.3	4	38.8
03:00:00	5	26.0	1	37.5
04:00:00	2	30.0	0	0.0
05:00:00	1	32.5	0	0.0
06:00:00	1	37.5	1	37.5
07:00:00	7	26.4	1	42.5
08:00:00	21	14.8	5	37.5
09:00:00	45	10.6	11	38.4
10:00:00	53	8.1	9	37.5
11:00:00	96	5.8	14	37.9
12:00:00	126	5.2	20	38.5
13:00:00	141	4.6	14	38.9
14:00:00	128	4.8	23	38.2
15:00:00	107	5.4	16	38.1
16:00:00	115	6.0	28	39.3
17:00:00	134	5.5	23	39.0
18:00:00	127	4.8	16	38.1
19:00:00	112	6.5	25	38.7
20:00:00	90	4.9	7	38.2
21:00:00	45	13.6	18	39.4
22:00:00	45	12.7	9	40.8
23:00:00	39	14.6	13	39.4
00:00:00	40	14.7	6	40.0
01:00:00	20	24.0	7	44.6
02:00:00	11	24.3	2	42.5

Starting Hour	Count	Average Speed of all Traffic	Violator Counts	Average Speed of Violators
03:00:00	2	32.5	1	37.5
04:00:00	0	N/A	N/A	N/A
05:00:00	1	22.5	0	0.0
06:00:00	1	42.5	1	42.5
07:00:00	9	25.8	4	40.0
08:00:00	5	32.5	1	37.5
09:00:00	28	11.4	6	39.2
10:00:00	50	8.7	12	37.9
11:00:00	57	8.7	7	38.2
12:00:00	120	5.0	23	37.9
13:00:00	112	4.6	18	37.8
14:00:00	127	5.1	15	38.8
15:00:00	104	6.3	26	38.7
16:00:00	128	4.7	31	38.0
17:00:00	83	7.4	13	39.4
18:00:00	73	7.3	14	37.9
19:00:00	102	6.1	16	38.4
20:00:00	44	11.3	10	39.0
21:00:00	40	10.9	7	37.5
22:00:00	26	20.0	6	42.5
23:00:00	15	17.3	5	38.5
00:00:00	11	28.6	3	39.2
01:00:00	4	37.5	3	39.2
02:00:00	1	37.5	1	37.5
03:00:00	2	16.3	0	0.0
04:00:00	4	15.6	0	0.0
05:00:00	8	7.2	0	0.0
06:00:00	2	25.0	0	0.0
07:00:00	15	19.3	2	52.5
08:00:00	78	6.0	15	38.2
09:00:00	145	4.0	19	38.0
10:00:00	108	5.5	18	38.3
11:00:00	74	7.1	10	39.0
12:00:00	69	7.8	8	39.4
13:00:00	107	6.5	15	39.8
14:00:00	118	5.5	14	38.6
15:00:00	112	5.4	16	37.8
16:00:00	140	4.9	25	38.5
17:00:00	162	4.2	18	38.3
18:00:00	168	3.8	23	38.4
19:00:00	176	3.4	28	37.9
20:00:00	85	7.7	17	38.7
21:00:00	63	8.2	7	39.6
22:00:00	35	13.8	11	40.2
23:00:00	44	13.1	11	40.7
00:00:00	15	23.8	5	39.5
01:00:00	1	37.5	1	37.5
02:00:00	2	35.0	1	37.5
03:00:00	1	42.5	1	42.5
04:00:00	4	27.5	2	37.5
05:00:00	6	8.8	0	0.0

Starting Hour	Count	Average Speed of all Traffic	Violator Counts	Average Speed of Violators
06:00:00	2	30.0	0	0.0
07:00:00	22	18.0	4	42.5
08:00:00	66	7.8	13	37.9
09:00:00	169	3.9	16	38.8
10:00:00	97	5.4	18	37.8
11:00:00	79	7.7	10	39.0
12:00:00	65	9.2	13	38.7
13:00:00	110	5.7	12	38.8
14:00:00	99	5.9	14	37.9
15:00:00	94	6.8	14	38.6
16:00:00	152	3.9	19	38.0
17:00:00	184	3.4	19	38.6
18:00:00	176	3.8	19	38.3
19:00:00	164	3.8	19	38.0
20:00:00	113	4.7	15	37.8
21:00:00	63	8.1	6	40.0
22:00:00	49	12.2	8	40.6
23:00:00	33	13.8	7	38.9
00:00:00	24	16.0	8	38.1
01:00:00	9	20.0	2	37.5
02:00:00	2	32.5	1	37.5
03:00:00	3	30.8	1	37.5
04:00:00	6	26.7	1	37.5
05:00:00	7	10.7	0	0.0
06:00:00	2	22.5	0	0.0
07:00:00	16	18.3	2	45.0
08:00:00	68	7.1	11	38.0
09:00:00	166	3.5	18	38.1
10:00:00	104	6.1	16	39.1
11:00:00	76	7.3	12	38.3
12:00:00	90	7.3	21	39.2
13:00:00	98	5.0	10	37.5
14:00:00	115	4.9	13	37.9
15:00:00	111	4.5	9	37.5
16:00:00	144	4.0	19	38.0
17:00:00	174	4.1	18	38.6
18:00:00	191	3.5	29	38.2
19:00:00	179	3.9	22	38.9
20:00:00	103	6.5	13	39.0
21:00:00	74	9.7	15	42.2
22:00:00	45	10.9	7	38.2
23:00:00	38	13.1	6	39.2
00:00:00	20	24.0	7	41.8
01:00:00	7	21.1	0	0.0
02:00:00	4	33.8	2	40.0
03:00:00	2	32.5	1	37.5
04:00:00	3	19.2	0	0.0
05:00:00	8	13.1	0	0.0
06:00:00	5	24.5	0	0.0
07:00:00	19	15.7	7	38.2
08:00:00	74	7.1	12	38.8

Starting Hour	Count	Average Speed of all Traffic	Violator Counts	Average Speed of Violators
09:00:00	155	4.5	19	38.6
10:00:00	100	5.0	20	37.8
11:00:00	74	8.4	13	38.7
12:00:00	76	6.6	10	37.5
13:00:00	88	6.3	9	37.5
14:00:00	87	6.2	10	37.5
15:00:00	117	5.8	22	38.9
16:00:00	163	3.8	17	38.4
17:00:00	162	4.4	19	39.1
18:00:00	202	3.1	21	38.0
19:00:00	168	4.0	28	38.9
20:00:00	114	6.2	13	39.8
21:00:00	60	8.6	13	38.3
22:00:00	58	9.3	13	38.3
23:00:00	37	12.0	5	40.5
00:00:00	38	13.6	8	38.1
01:00:00	13	22.9	3	40.8
02:00:00	2	37.5	1	47.5
03:00:00	2	35.0	1	37.5
04:00:00	7	22.1	2	37.5
05:00:00	5	19.0	1	37.5
06:00:00	7	24.6	1	37.5
07:00:00	13	25.2	5	40.5
08:00:00	69	7.1	6	37.5
09:00:00	143	4.6	18	38.6
10:00:00	129	3.9	20	37.5
11:00:00	88	5.6	15	37.5
12:00:00	98	5.8	18	37.8
13:00:00	97	6.6	18	38.3
14:00:00	124	5.1	20	38.3
15:00:00	116	5.0	13	38.3
16:00:00	162	4.0	22	38.4
17:00:00	190	3.7	17	38.7
18:00:00	184	4.2	35	38.9
19:00:00	168	3.8	17	38.4
20:00:00	125	5.8	22	39.3
21:00:00	65	8.7	13	39.0
22:00:00	37	10.5	2	40.0
23:00:00	37	11.8	8	37.5
00:00:00	26	13.4	6	38.3
01:00:00	24	21.5	9	39.2
02:00:00	7	34.6	3	40.8
03:00:00	3	35.8	1	47.5
04:00:00	3	18.3	0	0.0
05:00:00	2	37.5	1	42.5
06:00:00	2	32.5	1	37.5
07:00:00	5	30.5	2	37.5
08:00:00	8	30.9	3	44.2
09:00:00	37	10.3	14	37.5
10:00:00	53	9.1	11	38.9
11:00:00	81	7.4	20	38.8

Starting Hour	Count	Average Speed of all Traffic	Violator Counts	Average Speed of Violators
12:00:00	110	5.2	13	37.9
13:00:00	121	4.9	13	38.3
14:00:00	124	5.1	38	38.2
15:00:00	114	4.4	18	37.8
16:00:00	125	5.7	26	38.3
17:00:00	121	5.4	19	38.8
18:00:00	122	5.4	27	39.4
19:00:00	110	5.5	23	38.8
20:00:00	104	7.0	18	39.4
21:00:00	48	12.3	13	39.4
22:00:00	38	12.0	5	42.5
23:00:00	34	16.3	10	41.0
00:00:00	44	12.3	8	43.1
01:00:00	22	20.7	8	39.4
02:00:00	9	33.1	3	39.2
03:00:00	4	31.3	1	42.5
04:00:00	1	52.5	1	52.5
05:00:00	2	30.0	0	0.0
06:00:00	1	27.5	0	0.0
07:00:00	4	31.3	1	42.5
08:00:00	5	30.0	2	47.5
09:00:00	16	16.6	1	37.5
10:00:00	42	11.6	8	40.0
11:00:00	72	7.0	9	38.1
12:00:00	100	7.0	13	39.8
13:00:00	111	5.2	25	38.3
14:00:00	129	4.8	18	38.6
15:00:00	101	6.0	23	38.2
16:00:00	111	5.8	17	39.6
17:00:00	89	7.1	19	39.6
18:00:00	85	5.9	11	38.0
19:00:00	82	7.6	12	38.8
20:00:00	56	10.8	15	39.5
21:00:00	57	10.2	10	40.0
22:00:00	29	13.6	7	39.6
23:00:00	29	16.4	11	39.3
00:00:00	12	28.8	4	40.0
01:00:00	3	32.5	1	37.5
02:00:00	1	27.5	0	0.0
03:00:00	0	N/A	N/A	N/A
04:00:00	1	12.5	0	0.0
05:00:00	8	15.6	0	0.0
06:00:00	4	25.0	0	0.0
07:00:00	20	15.4	3	42.5
08:00:00	65	8.3	8	38.8
09:00:00	155	4.0	20	38.0
10:00:00	96	6.2	14	38.9
11:00:00	83	7.0	16	38.1
12:00:00	77	6.6	11	38.0
13:00:00	83	6.7	16	38.1
14:00:00	97	6.3	14	39.3

Starting Hour	Count	Average Speed of all Traffic	Violator Counts	Average Speed of Violators
15:00:00	117	4.7	15	38.2
16:00:00	146	4.6	25	38.7
17:00:00	156	4.5	13	38.7
18:00:00	166	3.5	16	37.8
19:00:00	162	3.4	15	37.5
20:00:00	87	6.5	14	38.6
21:00:00	40	13.7	10	39.5
22:00:00	36	13.8	6	39.2
23:00:00	35	10.1	11	38.4
00:00:00	13	29.8	6	41.7
01:00:00	13	20.8	4	38.8
02:00:00	4	31.3	2	37.5
03:00:00	0	N/A	N/A	N/A
04:00:00	4	17.5	0	0.0
05:00:00	11	13.0	0	0.0
06:00:00	2	37.5	2	37.5
07:00:00	20	17.9	3	42.5
08:00:00	88	6.7	9	39.7
09:00:00	129	4.2	13	37.9
10:00:00	119	5.0	25	38.1
11:00:00	77	6.7	10	37.5
12:00:00	81	6.3	12	37.5
13:00:00	100	5.6	12	38.8
14:00:00	103	6.8	21	38.9
15:00:00	101	4.9	15	37.8
16:00:00	135	4.0	12	37.9
17:00:00	161	4.7	19	38.8
18:00:00	210	2.9	29	37.7
19:00:00	152	4.1	20	38.3
20:00:00	105	5.5	18	38.3
21:00:00	61	8.1	7	37.5
22:00:00	47	8.8	5	37.5
23:00:00	42	9.5	3	37.5
00:00:00	20	14.6	4	40.0
01:00:00	5	29.5	1	37.5
02:00:00	6	28.3	1	37.5
03:00:00	5	26.5	0	0.0
04:00:00	2	17.5	0	0.0
05:00:00	11	6.8	0	0.0
06:00:00	7	25.0	2	40.0
07:00:00	17	19.3	2	42.5
08:00:00	77	5.4	6	37.5
09:00:00	157	3.5	13	37.5
10:00:00	83	6.9	11	38.4
11:00:00	94	6.9	21	38.5
12:00:00	76	8.4	11	39.3
13:00:00	96	6.9	10	39.5
14:00:00	114	6.0	16	39.4
15:00:00	107	6.2	16	38.8
16:00:00	145	4.3	18	38.1
17:00:00	170	4.0	23	38.4

Starting Hour	Count	Average Speed of all Traffic	Violator Counts	Average Speed of Violators
18:00:00	178	3.9	21	38.7
19:00:00	162	4.2	16	39.1
20:00:00	103	5.6	15	38.2
21:00:00	57	9.8	11	38.9
22:00:00	49	11.5	10	39.5
23:00:00	41	11.1	10	38.5
00:00:00	21	14.9	1	37.5
01:00:00	11	21.1	2	40.0
02:00:00	8	30.3	4	41.3
03:00:00	1	37.5	1	37.5
04:00:00	3	19.2	0	0.0
05:00:00	7	13.9	0	0.0
06:00:00	5	31.5	1	37.5
07:00:00	17	19.4	4	41.3
08:00:00	77	7.3	7	39.6
09:00:00	140	4.3	16	38.4
10:00:00	96	6.1	13	38.3
11:00:00	77	8.3	15	38.8
12:00:00	71	8.2	9	39.2
13:00:00	91	6.2	14	38.2
14:00:00	114	5.3	12	39.6
15:00:00	125	4.8	23	37.9
16:00:00	132	4.5	21	38.0
17:00:00	148	4.2	17	38.1
18:00:00	185	3.3	19	37.8
19:00:00	169	3.9	22	38.9
20:00:00	131	4.1	11	38.0
21:00:00	68	9.2	11	39.3
22:00:00	45	13.2	11	40.2
23:00:00	44	11.9	6	39.2
00:00:00	30	13.4	3	39.2
01:00:00	17	19.1	8	38.1
02:00:00	8	18.4	1	37.5
03:00:00	1	22.5	0	0.0
04:00:00	2	20.0	0	0.0
05:00:00	4	18.1	0	0.0
06:00:00	6	12.1	0	0.0
07:00:00	17	20.7	5	40.5
08:00:00	62	9.1	9	39.2
09:00:00	150	4.3	27	38.4
10:00:00	93	6.0	18	38.1
11:00:00	74	7.0	7	38.2
12:00:00	88	5.9	18	37.8
13:00:00	89	6.0	18	37.5
14:00:00	120	5.3	18	38.3
15:00:00	120	5.3	15	38.5
16:00:00	144	4.3	27	38.1
17:00:00	174	3.9	23	38.2
18:00:00	159	4.4	30	38.8
19:00:00	147	5.1	22	39.1
20:00:00	87	8.1	17	39.6

Starting Hour	Count	Average Speed of all Traffic	Violator Counts	Average Speed of Violators
21:00:00	53	9.8	18	38.6
22:00:00	29	16.1	5	41.5
23:00:00	43	12.2	6	43.3
00:00:00	37	13.4	9	38.6
01:00:00	22	20.2	5	39.5
02:00:00	10	21.5	2	40.0
03:00:00	6	22.5	1	42.5
04:00:00	2	32.5	0	0.0
05:00:00	4	31.3	0	0.0
06:00:00	5	31.5	2	40.0
07:00:00	6	18.8	0	0.0
08:00:00	15	25.2	3	39.2
09:00:00	38	13.5	8	38.1
10:00:00	90	6.1	10	38.0
11:00:00	87	8.1	21	39.2
12:00:00	106	5.7	18	38.6
13:00:00	129	4.3	13	38.7
14:00:00	102	6.5	18	38.9
15:00:00	119	5.6	21	38.7
16:00:00	105	6.4	22	39.3
17:00:00	122	4.9	26	38.7
18:00:00	130	4.8	21	38.7
19:00:00	110	6.1	23	39.2
20:00:00	79	9.1	17	40.4
21:00:00	47	11.6	9	39.7
22:00:00	33	15.9	8	39.4
23:00:00	30	11.6	7	37.5
00:00:00	31	14.2	7	38.2
01:00:00	14	25.0	7	40.4
02:00:00	6	30.4	4	38.8
03:00:00	3	21.7	0	0.0
04:00:00	0	N/A	N/A	N/A
05:00:00	1	32.5	0	0.0
06:00:00	2	42.5	2	42.5
07:00:00	2	32.5	0	0.0
08:00:00	12	21.9	4	40.0
09:00:00	19	18.3	6	37.5
10:00:00	46	14.2	12	40.0
11:00:00	64	8.1	10	38.0
12:00:00	97	6.0	18	38.9
13:00:00	112	5.7	20	38.5
14:00:00	115	5.2	33	38.4
15:00:00	103	5.8	20	38.5
16:00:00	113	5.4	21	38.5
17:00:00	96	6.8	18	38.9
18:00:00	86	7.6	26	39.2
19:00:00	70	8.3	12	38.8
20:00:00	53	10.6	13	39.4
21:00:00	47	11.3	11	39.8
22:00:00	27	16.0	9	38.6
23:00:00	19	14.9	3	37.5

Starting Hour	Count	Average Speed of all Traffic	Violator Counts	Average Speed of Violators
00:00:00	11	28.0	3	45.8
01:00:00	4	37.5	2	45.0
02:00:00	2	25.0	0	0.0
03:00:00	0	N/A	N/A	N/A
04:00:00	4	20.0	1	37.5
05:00:00	4	15.0	0	0.0
06:00:00	4	20.0	0	0.0
07:00:00	19	21.7	4	42.5
08:00:00	64	7.5	6	39.2
09:00:00	113	5.2	21	38.2
10:00:00	84	6.5	16	38.4
11:00:00	70	5.9	10	37.5
12:00:00	93	6.5	13	38.7
13:00:00	99	6.1	11	38.9
14:00:00	90	6.6	10	39.0
15:00:00	100	5.3	13	38.3
16:00:00	117	5.6	24	39.6
17:00:00	150	4.4	15	38.2
18:00:00	196	3.6	21	38.5
19:00:00	131	4.4	21	38.0
20:00:00	87	6.3	14	37.5
21:00:00	55	10.9	19	40.4
22:00:00	29	15.0	8	38.8
23:00:00	20	25.0	7	41.8
00:00:00	12	25.2	5	37.5
01:00:00	11	29.5	3	39.2
02:00:00	1	22.5	0	0.0
03:00:00	4	35.0	2	40.0
04:00:00	5	10.5	0	0.0
05:00:00	8	10.9	0	0.0
06:00:00	5	22.0	0	0.0
07:00:00	15	15.7	1	37.5
08:00:00	71	6.2	8	37.5
09:00:00	101	6.3	12	38.8
10:00:00	83	7.0	15	38.2
11:00:00	81	6.4	8	38.1
12:00:00	96	5.8	19	38.0
13:00:00	101	5.5	19	38.0
14:00:00	118	5.5	18	38.6
15:00:00	105	5.3	7	38.2
16:00:00	134	4.4	16	39.4
17:00:00	139	4.5	13	37.9
18:00:00	177	3.4	17	38.1
19:00:00	144	3.8	18	37.8
20:00:00	86	6.7	13	39.0
21:00:00	52	10.8	14	38.9
22:00:00	39	11.3	9	39.2
23:00:00	37	13.8	6	40.8
00:00:00	25	20.9	7	42.5
01:00:00	12	25.2	4	38.8
02:00:00	5	35.5	2	45.0

Starting Hour	Count	Average Speed of all Traffic	Violator Counts	Average Speed of Violators
03:00:00	1	37.5	1	37.5
04:00:00	4	22.5	1	47.5
05:00:00	7	10.0	0	0.0
06:00:00	5	23.0	0	0.0
07:00:00	16	22.3	3	42.5
08:00:00	64	8.1	7	38.2
09:00:00	116	5.1	17	37.8
10:00:00	88	6.8	13	38.7
11:00:00	104	5.7	11	38.4
12:00:00	102	5.8	13	38.7
13:00:00	91	5.8	6	37.5
14:00:00	109	6.2	19	38.8
15:00:00	118	5.7	16	38.1
16:00:00	120	4.5	21	37.7
17:00:00	167	4.4	18	38.6
18:00:00	181	3.4	22	38.4
19:00:00	146	4.2	17	38.4
20:00:00	78	8.1	21	39.4
21:00:00	56	9.7	13	38.7
22:00:00	48	12.0	13	38.7
23:00:00	45	12.6	11	38.4
00:00:00	24	17.2	8	40.0
01:00:00	11	24.1	6	37.5
02:00:00	7	29.3	3	40.8
03:00:00	3	37.5	2	42.5
04:00:00	1	17.5	0	0.0
05:00:00	2	15.0	0	0.0
06:00:00	7	15.7	0	0.0
07:00:00	17	15.1	1	37.5
08:00:00	66	8.3	9	40.8
09:00:00	118	5.3	23	38.8
10:00:00	80	6.0	11	38.0
11:00:00	86	7.1	17	38.1
12:00:00	94	6.4	14	38.2
13:00:00	105	6.0	15	39.2
14:00:00	99	7.4	14	40.0
15:00:00	119	5.7	21	38.9
16:00:00	114	6.2	25	38.9
17:00:00	170	4.0	20	38.5
18:00:00	168	4.1	27	38.2
19:00:00	138	3.8	16	38.1
20:00:00	103	6.3	19	39.1
21:00:00	73	8.1	11	39.8
22:00:00	53	10.1	9	38.6
23:00:00	42	13.2	10	39.5
00:00:00	26	15.7	7	38.9
01:00:00	14	27.5	12	40.4
02:00:00	6	37.5	4	40.0
03:00:00	0	N/A	N/A	N/A
04:00:00	5	15.0	0	0.0
05:00:00	3	8.3	0	0.0

Starting Hour	Count	Average Speed of all Traffic	Violator Counts	Average Speed of Violators
06:00:00	6	22.1	1	42.5
07:00:00	21	17.9	4	41.3
08:00:00	39	12.3	7	38.2
09:00:00	90	7.3	13	39.0
10:00:00	67	8.5	11	38.9
11:00:00	73	7.2	8	37.5
12:00:00	79	6.3	12	37.9
13:00:00	103	4.8	12	37.9
14:00:00	100	5.6	18	38.6
15:00:00	122	5.1	14	38.9
16:00:00	90	5.2	10	38.5
17:00:00	175	3.7	23	38.4
18:00:00	171	3.7	18	38.1
19:00:00	142	4.4	15	38.8
20:00:00	94	5.9	16	37.8
21:00:00	62	9.2	13	39.8
22:00:00	29	10.8	1	37.5
23:00:00	30	19.7	7	41.8
00:00:00	36	12.1	11	38.4
01:00:00	26	17.0	10	38.5
02:00:00	11	25.0	5	39.5
03:00:00	7	26.8	4	38.8
04:00:00	2	37.5	1	42.5
05:00:00	3	29.2	0	0.0
06:00:00	5	24.0	0	0.0
07:00:00	5	32.5	2	37.5
08:00:00	14	23.6	3	40.8
09:00:00	30	13.9	6	38.3
10:00:00	69	7.2	15	37.8
11:00:00	89	6.1	10	38.0
12:00:00	102	5.5	17	37.8
13:00:00	98	6.3	13	39.0
14:00:00	113	5.0	20	38.0
15:00:00	71	7.0	22	38.0
16:00:00	114	5.5	23	38.8
17:00:00	121	6.5	18	40.6
18:00:00	126	5.3	22	38.6
19:00:00	109	5.5	22	38.4
20:00:00	81	6.8	19	38.8
21:00:00	52	10.4	16	38.8
22:00:00	32	12.2	8	38.8
23:00:00	31	15.4	6	41.7
00:00:00	35	15.7	11	40.2
01:00:00	19	20.1	7	39.6
02:00:00	10	24.8	2	45.0
03:00:00	12	23.3	8	39.4
04:00:00	7	30.7	4	43.8
05:00:00	3	34.2	1	37.5
06:00:00	2	37.5	1	42.5
07:00:00	3	32.5	1	37.5
08:00:00	6	35.8	3	42.5

Starting Hour	Count	Average Speed of all Traffic	Violator Counts	Average Speed of Violators
09:00:00	10	20.3	0	0.0
10:00:00	18	15.1	1	37.5
11:00:00	42	11.3	9	37.5
12:00:00	66	8.8	9	38.6
13:00:00	89	6.3	19	38.3
14:00:00	117	4.7	16	38.1
15:00:00	106	6.5	18	38.9
16:00:00	112	6.1	23	38.6
17:00:00	111	6.1	17	39.0
18:00:00	111	5.7	21	38.5
19:00:00	86	7.0	16	38.4
20:00:00	87	6.5	10	38.5
21:00:00	62	9.8	11	38.9
22:00:00	63	8.3	7	38.9
23:00:00	36	13.8	9	39.7
00:00:00	24	23.1	9	40.3
01:00:00	8	24.4	5	38.5
02:00:00	5	30.0	4	38.8
03:00:00	2	25.0	0	0.0
04:00:00	2	30.0	0	0.0
05:00:00	4	21.3	0	0.0
06:00:00	5	13.5	0	0.0
07:00:00	7	26.4	1	42.5
08:00:00	17	21.0	3	39.2
09:00:00	83	7.0	18	38.1
10:00:00	144	4.2	19	38.0
11:00:00	94	5.7	15	37.8
12:00:00	81	6.9	11	38.4
13:00:00	85	7.2	19	39.3
14:00:00	111	4.6	10	39.0
15:00:00	133	4.5	11	39.3
16:00:00	157	4.6	21	38.5
17:00:00	182	3.7	26	38.5
18:00:00	178	4.2	12	40.0
19:00:00	198	3.1	15	38.5
20:00:00	171	4.0	21	38.5
21:00:00	104	5.4	12	38.8
22:00:00	59	8.5	9	39.2
23:00:00	36	14.9	9	39.7
00:00:00	26	14.9	7	38.2
01:00:00	16	21.4	4	38.8
02:00:00	3	32.5	1	37.5
03:00:00	4	6.9	0	0.0
04:00:00	1	37.5	1	37.5
05:00:00	3	15.8	0	0.0
06:00:00	10	19.3	1	42.5
07:00:00	7	32.5	2	40.0
08:00:00	16	21.3	4	40.0
09:00:00	87	5.5	9	37.5
10:00:00	163	3.4	22	37.5
11:00:00	109	5.0	19	37.8

Starting Hour	Count	Average Speed of all Traffic	Violator Counts	Average Speed of Violators
12:00:00	78	7.4	14	38.9
13:00:00	115	5.3	17	38.1
14:00:00	109	5.4	14	38.9
15:00:00	132	5.3	20	38.5
16:00:00	139	4.5	21	38.0
17:00:00	154	3.8	21	37.7
18:00:00	171	3.4	13	37.5
19:00:00	215	2.7	8	37.5
20:00:00	187	3.3	13	38.3
21:00:00	125	5.4	18	38.6
22:00:00	57	9.8	9	38.6
23:00:00	42	11.7	7	39.6
00:00:00	39	14.6	14	38.9
01:00:00	24	16.5	8	38.1
02:00:00	6	33.3	4	38.8
03:00:00	1	32.5	0	0.0
04:00:00	1	22.5	0	0.0
05:00:00	4	15.6	0	0.0
06:00:00	8	8.8	0	0.0
07:00:00	6	15.8	0	0.0
08:00:00	29	17.1	7	41.8
09:00:00	79	6.3	13	38.7
10:00:00	165	3.6	24	37.9
11:00:00	117	5.1	20	37.8
12:00:00	76	7.2	10	38.5
13:00:00	87	5.8	6	38.3
14:00:00	109	5.6	12	38.8
15:00:00	116	5.2	15	38.8
16:00:00	122	4.9	9	39.2
17:00:00	155	3.3	9	37.5
18:00:00	162	3.9	15	37.8
19:00:00	183	3.0	12	37.5
20:00:00	177	3.7	21	38.2
21:00:00	93	6.3	14	38.6
22:00:00	50	9.1	14	38.6
23:00:00	32	13.8	6	38.3
00:00:00	44	13.1	7	39.6
01:00:00	27	16.0	8	40.0
02:00:00	9	22.5	1	37.5
03:00:00	1	37.5	1	37.5
04:00:00	5	25.0	1	37.5
05:00:00	3	24.2	1	37.5
06:00:00	5	8.5	0	0.0
07:00:00	9	17.2	1	37.5
08:00:00	23	14.5	3	40.8
09:00:00	67	8.8	14	40.4
10:00:00	148	3.9	15	38.2
11:00:00	100	6.1	14	38.2
12:00:00	59	8.8	12	37.9
13:00:00	92	6.0	15	38.5
14:00:00	102	6.5	12	39.6

Starting Hour	Count	Average Speed of all Traffic	Violator Counts	Average Speed of Violators
15:00:00	116	4.4	12	37.9
16:00:00	110	5.0	11	38.0
17:00:00	136	3.9	16	37.5
18:00:00	189	3.0	14	37.5
19:00:00	173	3.6	22	38.2
20:00:00	176	3.8	21	38.7
21:00:00	98	5.9	17	38.7
22:00:00	72	7.2	10	38.0
23:00:00	57	9.8	8	39.4
00:00:00	33	14.0	6	40.0
01:00:00	29	13.9	4	41.3
02:00:00	14	18.2	2	40.0
03:00:00	3	25.8	0	0.0
04:00:00	4	32.5	2	40.0
05:00:00	4	16.3	0	0.0
06:00:00	6	15.0	0	0.0
07:00:00	11	17.0	1	37.5
08:00:00	15	25.3	4	43.8
09:00:00	60	9.4	9	39.7
10:00:00	145	4.4	20	39.0
11:00:00	120	5.5	26	38.5
12:00:00	94	6.8	10	40.5
13:00:00	98	6.1	12	38.8
14:00:00	116	5.5	14	38.2
15:00:00	119	4.6	17	37.8
16:00:00	113	5.0	16	38.1
17:00:00	152	4.5	28	38.8
18:00:00	177	3.2	20	37.8
19:00:00	203	3.3	17	38.4
20:00:00	140	4.4	11	39.3
21:00:00	84	5.8	13	38.3
22:00:00	67	7.8	14	38.6
23:00:00	38	13.6	8	39.4
00:00:00	47	11.7	9	39.2
01:00:00	34	12.9	7	39.6
02:00:00	13	26.7	4	42.5
03:00:00	10	20.8	3	37.5
04:00:00	5	30.5	1	37.5
05:00:00	4	31.3	1	42.5
06:00:00	2	30.0	0	0.0
07:00:00	1	42.5	1	42.5
08:00:00	5	34.5	2	45.0
09:00:00	15	18.2	2	40.0
10:00:00	35	14.8	8	38.1
11:00:00	75	6.3	9	37.5
12:00:00	93	7.1	13	39.8
13:00:00	126	4.5	19	37.8
14:00:00	127	3.9	10	38.0
15:00:00	104	5.9	15	38.5
16:00:00	107	5.0	10	38.0
17:00:00	106	5.3	13	38.3

Starting Hour	Count	Average Speed of all Traffic	Violator Counts	Average Speed of Violators
18:00:00	138	4.5	15	38.5
19:00:00	137	4.1	18	38.1
20:00:00	87	6.5	15	38.8
21:00:00	74	8.4	18	38.6
22:00:00	137	5.3	23	39.0
23:00:00	59	9.1	10	38.0
00:00:00	54	9.8	7	38.9
01:00:00	31	14.0	6	40.0
02:00:00	26	24.9	14	41.8
03:00:00	11	26.4	5	42.5
04:00:00	7	27.1	3	40.8
05:00:00	3	30.8	1	37.5
06:00:00	6	21.7	1	37.5
07:00:00	2	40.0	2	40.0
08:00:00	4	21.9	0	0.0
09:00:00	8	17.8	0	0.0
10:00:00	25	18.0	8	41.9
11:00:00	45	11.5	7	39.6
12:00:00	0	N/A	N/A	N/A
13:00:00	0	N/A	N/A	N/A
14:00:00	0	N/A	N/A	N/A
15:00:00	0	N/A	N/A	N/A
16:00:00	0	N/A	N/A	N/A
17:00:00	0	N/A	N/A	N/A
18:00:00	0	N/A	N/A	N/A
19:00:00	0	N/A	N/A	N/A
20:00:00	0	N/A	N/A	N/A
21:00:00	0	N/A	N/A	N/A
22:00:00	0	N/A	N/A	N/A
23:00:00	0	N/A	N/A	N/A
00:00:00	0	N/A	N/A	N/A
01:00:00	0	N/A	N/A	N/A
02:00:00	0	N/A	N/A	N/A
03:00:00	0	N/A	N/A	N/A
04:00:00	0	N/A	N/A	N/A
05:00:00	0	N/A	N/A	N/A
06:00:00	0	N/A	N/A	N/A
07:00:00	0	N/A	N/A	N/A
08:00:00	0	N/A	N/A	N/A
09:00:00	0	N/A	N/A	N/A
10:00:00	0	N/A	N/A	N/A
11:00:00	0	N/A	N/A	N/A
12:00:00	0	N/A	N/A	N/A
13:00:00	0	N/A	N/A	N/A
14:00:00	0	N/A	N/A	N/A
15:00:00	0	N/A	N/A	N/A
16:00:00	0	N/A	N/A	N/A
17:00:00	0	N/A	N/A	N/A
18:00:00	0	N/A	N/A	N/A
19:00:00	0	N/A	N/A	N/A
20:00:00	0	N/A	N/A	N/A

Starting Hour	Count	Average Speed of all Traffic	Violator Counts	Average Speed of Violators
21:00:00	0	N/A	N/A	N/A
22:00:00	0	N/A	N/A	N/A
23:00:00	0	N/A	N/A	N/A
00:00:00	0	N/A	N/A	N/A
01:00:00	0	N/A	N/A	N/A
02:00:00	0	N/A	N/A	N/A
03:00:00	0	N/A	N/A	N/A
04:00:00	0	N/A	N/A	N/A
05:00:00	0	N/A	N/A	N/A
06:00:00	0	N/A	N/A	N/A
07:00:00	0	N/A	N/A	N/A
08:00:00	0	N/A	N/A	N/A
09:00:00	0	N/A	N/A	N/A
10:00:00	0	N/A	N/A	N/A
11:00:00	0	N/A	N/A	N/A
12:00:00	0	N/A	N/A	N/A
13:00:00	0	N/A	N/A	N/A
14:00:00	0	N/A	N/A	N/A
15:00:00	0	N/A	N/A	N/A
16:00:00	0	N/A	N/A	N/A
17:00:00	0	N/A	N/A	N/A
18:00:00	0	N/A	N/A	N/A
19:00:00	0	N/A	N/A	N/A
20:00:00	0	N/A	N/A	N/A
21:00:00	0	N/A	N/A	N/A
22:00:00	0	N/A	N/A	N/A
23:00:00	0	N/A	N/A	N/A
00:00:00	0	N/A	N/A	N/A
01:00:00	0	N/A	N/A	N/A
02:00:00	0	N/A	N/A	N/A
03:00:00	0	N/A	N/A	N/A
04:00:00	0	N/A	N/A	N/A
05:00:00	0	N/A	N/A	N/A
06:00:00	0	N/A	N/A	N/A
07:00:00	0	N/A	N/A	N/A
08:00:00	0	N/A	N/A	N/A
09:00:00	0	N/A	N/A	N/A
10:00:00	0	N/A	N/A	N/A
11:00:00	0	N/A	N/A	N/A
12:00:00	0	N/A	N/A	N/A
13:00:00	0	N/A	N/A	N/A
14:00:00	0	N/A	N/A	N/A
15:00:00	0	N/A	N/A	N/A
16:00:00	0	N/A	N/A	N/A
17:00:00	0	N/A	N/A	N/A
18:00:00	0	N/A	N/A	N/A
19:00:00	0	N/A	N/A	N/A
20:00:00	0	N/A	N/A	N/A
21:00:00	0	N/A	N/A	N/A
22:00:00	0	N/A	N/A	N/A
23:00:00	0	N/A	N/A	N/A

Starting Hour	Count	Average Speed of all Traffic	Violator Counts	Average Speed of Violators
00:00:00	0	N/A	N/A	N/A
01:00:00	0	N/A	N/A	N/A
02:00:00	0	N/A	N/A	N/A
03:00:00	0	N/A	N/A	N/A
04:00:00	0	N/A	N/A	N/A
05:00:00	0	N/A	N/A	N/A
06:00:00	0	N/A	N/A	N/A
07:00:00	0	N/A	N/A	N/A
08:00:00	0	N/A	N/A	N/A
09:00:00	0	N/A	N/A	N/A
10:00:00	0	N/A	N/A	N/A
11:00:00	0	N/A	N/A	N/A
12:00:00	0	N/A	N/A	N/A
13:00:00	0	N/A	N/A	N/A
14:00:00	0	N/A	N/A	N/A
15:00:00	0	N/A	N/A	N/A
16:00:00	0	N/A	N/A	N/A
17:00:00	0	N/A	N/A	N/A
18:00:00	0	N/A	N/A	N/A
19:00:00	0	N/A	N/A	N/A
20:00:00	0	N/A	N/A	N/A
21:00:00	0	N/A	N/A	N/A
22:00:00	0	N/A	N/A	N/A
23:00:00	0	N/A	N/A	N/A
00:00:00	0	N/A	N/A	N/A
01:00:00	0	N/A	N/A	N/A
02:00:00	0	N/A	N/A	N/A
03:00:00	0	N/A	N/A	N/A
04:00:00	0	N/A	N/A	N/A
05:00:00	0	N/A	N/A	N/A
06:00:00	0	N/A	N/A	N/A
07:00:00	0	N/A	N/A	N/A
08:00:00	0	N/A	N/A	N/A
09:00:00	0	N/A	N/A	N/A
10:00:00	0	N/A	N/A	N/A
11:00:00	0	N/A	N/A	N/A
12:00:00	0	N/A	N/A	N/A
13:00:00	0	N/A	N/A	N/A
14:00:00	0	N/A	N/A	N/A
15:00:00	0	N/A	N/A	N/A
16:00:00	0	N/A	N/A	N/A
17:00:00	0	N/A	N/A	N/A
18:00:00	0	N/A	N/A	N/A
19:00:00	0	N/A	N/A	N/A
20:00:00	0	N/A	N/A	N/A
21:00:00	0	N/A	N/A	N/A
22:00:00	0	N/A	N/A	N/A
23:00:00	0	N/A	N/A	N/A
00:00:00	0	N/A	N/A	N/A
01:00:00	0	N/A	N/A	N/A
02:00:00	0	N/A	N/A	N/A

Starting Hour	Count	Average Speed of all Traffic	Violator Counts	Average Speed of Violators
03:00:00	0	N/A	N/A	N/A
04:00:00	0	N/A	N/A	N/A
05:00:00	0	N/A	N/A	N/A
06:00:00	0	N/A	N/A	N/A
07:00:00	0	N/A	N/A	N/A
08:00:00	0	N/A	N/A	N/A
09:00:00	0	N/A	N/A	N/A
10:00:00	0	N/A	N/A	N/A
11:00:00	0	N/A	N/A	N/A
12:00:00	0	N/A	N/A	N/A
13:00:00	0	N/A	N/A	N/A
14:00:00	0	N/A	N/A	N/A
15:00:00	0	N/A	N/A	N/A
16:00:00	0	N/A	N/A	N/A
17:00:00	0	N/A	N/A	N/A
18:00:00	0	N/A	N/A	N/A
19:00:00	0	N/A	N/A	N/A
20:00:00	0	N/A	N/A	N/A
21:00:00	0	N/A	N/A	N/A
22:00:00	0	N/A	N/A	N/A
23:00:00	0	N/A	N/A	N/A
00:00:00	0	N/A	N/A	N/A
01:00:00	0	N/A	N/A	N/A
02:00:00	0	N/A	N/A	N/A
03:00:00	0	N/A	N/A	N/A
04:00:00	0	N/A	N/A	N/A
05:00:00	0	N/A	N/A	N/A
06:00:00	0	N/A	N/A	N/A
07:00:00	0	N/A	N/A	N/A
08:00:00	0	N/A	N/A	N/A
09:00:00	0	N/A	N/A	N/A
10:00:00	0	N/A	N/A	N/A
11:00:00	0	N/A	N/A	N/A
12:00:00	0	N/A	N/A	N/A
13:00:00	0	N/A	N/A	N/A
14:00:00	0	N/A	N/A	N/A
15:00:00	0	N/A	N/A	N/A
16:00:00	0	N/A	N/A	N/A
17:00:00	0	N/A	N/A	N/A
18:00:00	0	N/A	N/A	N/A
19:00:00	0	N/A	N/A	N/A
20:00:00	0	N/A	N/A	N/A
21:00:00	0	N/A	N/A	N/A
22:00:00	0	N/A	N/A	N/A
23:00:00	0	N/A	N/A	N/A
00:00:00	0	N/A	N/A	N/A
01:00:00	0	N/A	N/A	N/A
02:00:00	0	N/A	N/A	N/A
03:00:00	0	N/A	N/A	N/A
04:00:00	0	N/A	N/A	N/A
05:00:00	0	N/A	N/A	N/A

Starting Hour	Count	Average Speed of all Traffic	Violator Counts	Average Speed of Violators
06:00:00	0	N/A	N/A	N/A
07:00:00	0	N/A	N/A	N/A
08:00:00	0	N/A	N/A	N/A
09:00:00	0	N/A	N/A	N/A
10:00:00	0	N/A	N/A	N/A
11:00:00	0	N/A	N/A	N/A
12:00:00	0	N/A	N/A	N/A
13:00:00	0	N/A	N/A	N/A
14:00:00	0	N/A	N/A	N/A
15:00:00	0	N/A	N/A	N/A
16:00:00	0	N/A	N/A	N/A
17:00:00	0	N/A	N/A	N/A
18:00:00	0	N/A	N/A	N/A
19:00:00	0	N/A	N/A	N/A
20:00:00	0	N/A	N/A	N/A
21:00:00	0	N/A	N/A	N/A
22:00:00	0	N/A	N/A	N/A
23:00:00	0	N/A	N/A	N/A
00:00:00	0	N/A	N/A	N/A
01:00:00	0	N/A	N/A	N/A
02:00:00	0	N/A	N/A	N/A
03:00:00	0	N/A	N/A	N/A
04:00:00	0	N/A	N/A	N/A
05:00:00	0	N/A	N/A	N/A
06:00:00	0	N/A	N/A	N/A
07:00:00	0	N/A	N/A	N/A
08:00:00	0	N/A	N/A	N/A
09:00:00	0	N/A	N/A	N/A
10:00:00	0	N/A	N/A	N/A
11:00:00	0	N/A	N/A	N/A
12:00:00	0	N/A	N/A	N/A
13:00:00	0	N/A	N/A	N/A
14:00:00	0	N/A	N/A	N/A
15:00:00	0	N/A	N/A	N/A
16:00:00	0	N/A	N/A	N/A
17:00:00	0	N/A	N/A	N/A
18:00:00	0	N/A	N/A	N/A
19:00:00	0	N/A	N/A	N/A
20:00:00	0	N/A	N/A	N/A
21:00:00	0	N/A	N/A	N/A
22:00:00	0	N/A	N/A	N/A
23:00:00	0	N/A	N/A	N/A
00:00:00	0	N/A	N/A	N/A
01:00:00	0	N/A	N/A	N/A
02:00:00	0	N/A	N/A	N/A
03:00:00	0	N/A	N/A	N/A
04:00:00	0	N/A	N/A	N/A
05:00:00	0	N/A	N/A	N/A
06:00:00	0	N/A	N/A	N/A
07:00:00	0	N/A	N/A	N/A
08:00:00	0	N/A	N/A	N/A

Starting Hour	Count	Average Speed of all Traffic	Violator Counts	Average Speed of Violators
09:00:00	0	N/A	N/A	N/A
10:00:00	0	N/A	N/A	N/A
11:00:00	0	N/A	N/A	N/A
12:00:00	0	N/A	N/A	N/A
13:00:00	0	N/A	N/A	N/A
14:00:00	0	N/A	N/A	N/A
15:00:00	0	N/A	N/A	N/A
16:00:00	0	N/A	N/A	N/A
17:00:00	0	N/A	N/A	N/A
18:00:00	0	N/A	N/A	N/A
19:00:00	0	N/A	N/A	N/A
20:00:00	0	N/A	N/A	N/A
21:00:00	0	N/A	N/A	N/A
22:00:00	0	N/A	N/A	N/A
23:00:00	0	N/A	N/A	N/A
00:00:00	0	N/A	N/A	N/A
01:00:00	0	N/A	N/A	N/A
02:00:00	0	N/A	N/A	N/A
03:00:00	0	N/A	N/A	N/A
04:00:00	0	N/A	N/A	N/A
05:00:00	0	N/A	N/A	N/A
06:00:00	0	N/A	N/A	N/A
07:00:00	0	N/A	N/A	N/A
08:00:00	0	N/A	N/A	N/A
09:00:00	0	N/A	N/A	N/A
10:00:00	0	N/A	N/A	N/A
11:00:00	0	N/A	N/A	N/A
12:00:00	0	N/A	N/A	N/A
13:00:00	0	N/A	N/A	N/A
14:00:00	0	N/A	N/A	N/A
15:00:00	0	N/A	N/A	N/A
16:00:00	0	N/A	N/A	N/A
17:00:00	0	N/A	N/A	N/A
18:00:00	0	N/A	N/A	N/A
19:00:00	0	N/A	N/A	N/A
20:00:00	0	N/A	N/A	N/A
21:00:00	0	N/A	N/A	N/A
22:00:00	0	N/A	N/A	N/A
23:00:00	0	N/A	N/A	N/A
00:00:00	0	N/A	N/A	N/A
01:00:00	0	N/A	N/A	N/A
02:00:00	0	N/A	N/A	N/A
03:00:00	0	N/A	N/A	N/A
04:00:00	0	N/A	N/A	N/A
05:00:00	0	N/A	N/A	N/A
06:00:00	0	N/A	N/A	N/A
07:00:00	0	N/A	N/A	N/A
08:00:00	0	N/A	N/A	N/A
09:00:00	0	N/A	N/A	N/A
10:00:00	0	N/A	N/A	N/A
11:00:00	0	N/A	N/A	N/A

Starting Hour	Count	Average Speed of all Traffic	Violator Counts	Average Speed of Violators
12:00:00	0	N/A	N/A	N/A
13:00:00	0	N/A	N/A	N/A
14:00:00	0	N/A	N/A	N/A
15:00:00	0	N/A	N/A	N/A
16:00:00	0	N/A	N/A	N/A
17:00:00	0	N/A	N/A	N/A
18:00:00	0	N/A	N/A	N/A
19:00:00	0	N/A	N/A	N/A
20:00:00	0	N/A	N/A	N/A
21:00:00	0	N/A	N/A	N/A
22:00:00	0	N/A	N/A	N/A
23:00:00	0	N/A	N/A	N/A
00:00:00	0	N/A	N/A	N/A
01:00:00	0	N/A	N/A	N/A
02:00:00	0	N/A	N/A	N/A
03:00:00	0	N/A	N/A	N/A
04:00:00	0	N/A	N/A	N/A
05:00:00	0	N/A	N/A	N/A
06:00:00	0	N/A	N/A	N/A
07:00:00	0	N/A	N/A	N/A
08:00:00	0	N/A	N/A	N/A
09:00:00	0	N/A	N/A	N/A
10:00:00	0	N/A	N/A	N/A
11:00:00	0	N/A	N/A	N/A
12:00:00	0	N/A	N/A	N/A
13:00:00	0	N/A	N/A	N/A
14:00:00	0	N/A	N/A	N/A
15:00:00	0	N/A	N/A	N/A
16:00:00	0	N/A	N/A	N/A
17:00:00	0	N/A	N/A	N/A
18:00:00	0	N/A	N/A	N/A
19:00:00	0	N/A	N/A	N/A
20:00:00	0	N/A	N/A	N/A
21:00:00	0	N/A	N/A	N/A
22:00:00	0	N/A	N/A	N/A
23:00:00	0	N/A	N/A	N/A
00:00:00	0	N/A	N/A	N/A
01:00:00	0	N/A	N/A	N/A
02:00:00	0	N/A	N/A	N/A
03:00:00	0	N/A	N/A	N/A
04:00:00	0	N/A	N/A	N/A
05:00:00	0	N/A	N/A	N/A
06:00:00	0	N/A	N/A	N/A
07:00:00	0	N/A	N/A	N/A
08:00:00	0	N/A	N/A	N/A
09:00:00	0	N/A	N/A	N/A
10:00:00	0	N/A	N/A	N/A
11:00:00	0	N/A	N/A	N/A
12:00:00	0	N/A	N/A	N/A
13:00:00	0	N/A	N/A	N/A
14:00:00	0	N/A	N/A	N/A

Starting Hour	Count	Average Speed of all Traffic	Violator Counts	Average Speed of Violators
15:00:00	0	N/A	N/A	N/A
16:00:00	0	N/A	N/A	N/A
17:00:00	0	N/A	N/A	N/A
18:00:00	0	N/A	N/A	N/A
19:00:00	0	N/A	N/A	N/A
20:00:00	0	N/A	N/A	N/A
21:00:00	0	N/A	N/A	N/A
22:00:00	0	N/A	N/A	N/A
23:00:00	0	N/A	N/A	N/A
00:00:00	0	N/A	N/A	N/A
01:00:00	0	N/A	N/A	N/A
02:00:00	0	N/A	N/A	N/A
03:00:00	0	N/A	N/A	N/A
04:00:00	0	N/A	N/A	N/A
05:00:00	0	N/A	N/A	N/A
06:00:00	0	N/A	N/A	N/A
07:00:00	0	N/A	N/A	N/A
08:00:00	0	N/A	N/A	N/A
09:00:00	0	N/A	N/A	N/A
10:00:00	0	N/A	N/A	N/A
11:00:00	0	N/A	N/A	N/A
12:00:00	0	N/A	N/A	N/A
13:00:00	0	N/A	N/A	N/A
14:00:00	0	N/A	N/A	N/A
15:00:00	0	N/A	N/A	N/A
16:00:00	0	N/A	N/A	N/A
17:00:00	0	N/A	N/A	N/A
18:00:00	0	N/A	N/A	N/A
19:00:00	0	N/A	N/A	N/A
20:00:00	0	N/A	N/A	N/A
21:00:00	0	N/A	N/A	N/A
22:00:00	0	N/A	N/A	N/A
23:00:00	0	N/A	N/A	N/A
00:00:00	0	N/A	N/A	N/A
01:00:00	0	N/A	N/A	N/A
02:00:00	0	N/A	N/A	N/A
03:00:00	0	N/A	N/A	N/A
04:00:00	0	N/A	N/A	N/A
05:00:00	0	N/A	N/A	N/A
06:00:00	0	N/A	N/A	N/A
07:00:00	0	N/A	N/A	N/A
08:00:00	0	N/A	N/A	N/A
09:00:00	0	N/A	N/A	N/A
10:00:00	0	N/A	N/A	N/A
11:00:00	0	N/A	N/A	N/A
12:00:00	0	N/A	N/A	N/A
13:00:00	0	N/A	N/A	N/A
14:00:00	0	N/A	N/A	N/A
15:00:00	0	N/A	N/A	N/A
16:00:00	0	N/A	N/A	N/A
17:00:00	0	N/A	N/A	N/A

Starting Hour	Count	Average Speed of all Traffic	Violator Counts	Average Speed of Violators
18:00:00	0	N/A	N/A	N/A
19:00:00	0	N/A	N/A	N/A
20:00:00	0	N/A	N/A	N/A
21:00:00	0	N/A	N/A	N/A
22:00:00	0	N/A	N/A	N/A
23:00:00	0	N/A	N/A	N/A
00:00:00	0	N/A	N/A	N/A
01:00:00	0	N/A	N/A	N/A
02:00:00	0	N/A	N/A	N/A
03:00:00	0	N/A	N/A	N/A
04:00:00	0	N/A	N/A	N/A
05:00:00	0	N/A	N/A	N/A
06:00:00	0	N/A	N/A	N/A
07:00:00	0	N/A	N/A	N/A
08:00:00	0	N/A	N/A	N/A
09:00:00	0	N/A	N/A	N/A
10:00:00	0	N/A	N/A	N/A
11:00:00	0	N/A	N/A	N/A
12:00:00	0	N/A	N/A	N/A
13:00:00	0	N/A	N/A	N/A
14:00:00	0	N/A	N/A	N/A
15:00:00	0	N/A	N/A	N/A
16:00:00	0	N/A	N/A	N/A
17:00:00	0	N/A	N/A	N/A
18:00:00	0	N/A	N/A	N/A
19:00:00	0	N/A	N/A	N/A
20:00:00	0	N/A	N/A	N/A
21:00:00	0	N/A	N/A	N/A
22:00:00	0	N/A	N/A	N/A
23:00:00	0	N/A	N/A	N/A
00:00:00	0	N/A	N/A	N/A
01:00:00	0	N/A	N/A	N/A
02:00:00	0	N/A	N/A	N/A
03:00:00	0	N/A	N/A	N/A
04:00:00	0	N/A	N/A	N/A
05:00:00	0	N/A	N/A	N/A
06:00:00	0	N/A	N/A	N/A
07:00:00	0	N/A	N/A	N/A
08:00:00	0	N/A	N/A	N/A
09:00:00	0	N/A	N/A	N/A
10:00:00	0	N/A	N/A	N/A
11:00:00	0	N/A	N/A	N/A
12:00:00	0	N/A	N/A	N/A
13:00:00	0	N/A	N/A	N/A
14:00:00	0	N/A	N/A	N/A
15:00:00	0	N/A	N/A	N/A
16:00:00	0	N/A	N/A	N/A
17:00:00	0	N/A	N/A	N/A
18:00:00	0	N/A	N/A	N/A
19:00:00	0	N/A	N/A	N/A
20:00:00	0	N/A	N/A	N/A

Starting Hour	Count	Average Speed of all Traffic	Violator Counts	Average Speed of Violators
21:00:00	0	N/A	N/A	N/A
22:00:00	0	N/A	N/A	N/A
23:00:00	0	N/A	N/A	N/A
00:00:00	0	N/A	N/A	N/A
01:00:00	0	N/A	N/A	N/A
02:00:00	0	N/A	N/A	N/A
03:00:00	0	N/A	N/A	N/A
04:00:00	0	N/A	N/A	N/A
05:00:00	0	N/A	N/A	N/A
06:00:00	0	N/A	N/A	N/A
07:00:00	0	N/A	N/A	N/A
08:00:00	0	N/A	N/A	N/A
09:00:00	0	N/A	N/A	N/A
10:00:00	0	N/A	N/A	N/A
11:00:00	0	N/A	N/A	N/A
12:00:00	0	N/A	N/A	N/A
13:00:00	0	N/A	N/A	N/A
14:00:00	0	N/A	N/A	N/A
15:00:00	0	N/A	N/A	N/A
16:00:00	0	N/A	N/A	N/A
17:00:00	0	N/A	N/A	N/A
18:00:00	0	N/A	N/A	N/A
19:00:00	0	N/A	N/A	N/A
20:00:00	0	N/A	N/A	N/A
21:00:00	0	N/A	N/A	N/A
22:00:00	0	N/A	N/A	N/A
23:00:00	0	N/A	N/A	N/A
00:00:00	0	N/A	N/A	N/A
01:00:00	0	N/A	N/A	N/A
02:00:00	0	N/A	N/A	N/A
03:00:00	0	N/A	N/A	N/A
04:00:00	0	N/A	N/A	N/A
05:00:00	0	N/A	N/A	N/A
06:00:00	0	N/A	N/A	N/A
07:00:00	0	N/A	N/A	N/A
08:00:00	0	N/A	N/A	N/A
09:00:00	0	N/A	N/A	N/A
10:00:00	0	N/A	N/A	N/A
11:00:00	0	N/A	N/A	N/A
12:00:00	0	N/A	N/A	N/A
13:00:00	0	N/A	N/A	N/A
14:00:00	0	N/A	N/A	N/A
15:00:00	0	N/A	N/A	N/A
16:00:00	0	N/A	N/A	N/A
17:00:00	0	N/A	N/A	N/A
18:00:00	0	N/A	N/A	N/A
19:00:00	0	N/A	N/A	N/A
20:00:00	0	N/A	N/A	N/A
21:00:00	0	N/A	N/A	N/A
22:00:00	0	N/A	N/A	N/A
23:00:00	0	N/A	N/A	N/A

Starting Hour	Count	Average Speed of all Traffic	Violator Counts	Average Speed of Violators
00:00:00	0	N/A	N/A	N/A
01:00:00	0	N/A	N/A	N/A
02:00:00	0	N/A	N/A	N/A
03:00:00	0	N/A	N/A	N/A
04:00:00	0	N/A	N/A	N/A
05:00:00	0	N/A	N/A	N/A
06:00:00	0	N/A	N/A	N/A
07:00:00	0	N/A	N/A	N/A
08:00:00	0	N/A	N/A	N/A
09:00:00	0	N/A	N/A	N/A
10:00:00	0	N/A	N/A	N/A
11:00:00	0	N/A	N/A	N/A
12:00:00	0	N/A	N/A	N/A
13:00:00	0	N/A	N/A	N/A
14:00:00	0	N/A	N/A	N/A
15:00:00	0	N/A	N/A	N/A
16:00:00	0	N/A	N/A	N/A
17:00:00	0	N/A	N/A	N/A
18:00:00	0	N/A	N/A	N/A
19:00:00	0	N/A	N/A	N/A
20:00:00	0	N/A	N/A	N/A
21:00:00	0	N/A	N/A	N/A
22:00:00	0	N/A	N/A	N/A
23:00:00	0	N/A	N/A	N/A
00:00:00	0	N/A	N/A	N/A
01:00:00	0	N/A	N/A	N/A
02:00:00	0	N/A	N/A	N/A
03:00:00	0	N/A	N/A	N/A
04:00:00	0	N/A	N/A	N/A
05:00:00	0	N/A	N/A	N/A
06:00:00	0	N/A	N/A	N/A
07:00:00	0	N/A	N/A	N/A
08:00:00	0	N/A	N/A	N/A
09:00:00	0	N/A	N/A	N/A
10:00:00	0	N/A	N/A	N/A
11:00:00	0	N/A	N/A	N/A
12:00:00	0	N/A	N/A	N/A
13:00:00	0	N/A	N/A	N/A
14:00:00	0	N/A	N/A	N/A
15:00:00	0	N/A	N/A	N/A
16:00:00	0	N/A	N/A	N/A
17:00:00	0	N/A	N/A	N/A
18:00:00	0	N/A	N/A	N/A
19:00:00	0	N/A	N/A	N/A
20:00:00	0	N/A	N/A	N/A
21:00:00	0	N/A	N/A	N/A
22:00:00	0	N/A	N/A	N/A
23:00:00	0	N/A	N/A	N/A
00:00:00	0	N/A	N/A	N/A
01:00:00	0	N/A	N/A	N/A
02:00:00	0	N/A	N/A	N/A

Starting Hour	Count	Average Speed of all Traffic	Violator Counts	Average Speed of Violators
03:00:00	0	N/A	N/A	N/A
04:00:00	0	N/A	N/A	N/A
05:00:00	0	N/A	N/A	N/A
06:00:00	0	N/A	N/A	N/A
07:00:00	0	N/A	N/A	N/A
08:00:00	0	N/A	N/A	N/A
09:00:00	0	N/A	N/A	N/A
10:00:00	0	N/A	N/A	N/A
11:00:00	0	N/A	N/A	N/A
12:00:00	0	N/A	N/A	N/A
13:00:00	0	N/A	N/A	N/A
14:00:00	0	N/A	N/A	N/A
15:00:00	0	N/A	N/A	N/A
16:00:00	0	N/A	N/A	N/A
17:00:00	0	N/A	N/A	N/A
18:00:00	0	N/A	N/A	N/A
19:00:00	0	N/A	N/A	N/A
20:00:00	0	N/A	N/A	N/A
21:00:00	0	N/A	N/A	N/A
22:00:00	0	N/A	N/A	N/A
23:00:00	0	N/A	N/A	N/A
00:00:00	0	N/A	N/A	N/A
01:00:00	0	N/A	N/A	N/A
02:00:00	0	N/A	N/A	N/A
03:00:00	0	N/A	N/A	N/A
04:00:00	0	N/A	N/A	N/A
05:00:00	0	N/A	N/A	N/A
06:00:00	0	N/A	N/A	N/A
07:00:00	0	N/A	N/A	N/A
08:00:00	0	N/A	N/A	N/A
09:00:00	0	N/A	N/A	N/A
10:00:00	0	N/A	N/A	N/A
11:00:00	0	N/A	N/A	N/A
12:00:00	0	N/A	N/A	N/A
13:00:00	0	N/A	N/A	N/A
14:00:00	0	N/A	N/A	N/A
15:00:00	0	N/A	N/A	N/A
16:00:00	0	N/A	N/A	N/A
17:00:00	0	N/A	N/A	N/A
18:00:00	0	N/A	N/A	N/A
19:00:00	0	N/A	N/A	N/A
20:00:00	0	N/A	N/A	N/A
21:00:00	0	N/A	N/A	N/A
22:00:00	0	N/A	N/A	N/A
23:00:00	0	N/A	N/A	N/A
00:00:00	0	N/A	N/A	N/A
01:00:00	0	N/A	N/A	N/A
02:00:00	0	N/A	N/A	N/A
03:00:00	0	N/A	N/A	N/A
04:00:00	0	N/A	N/A	N/A
05:00:00	0	N/A	N/A	N/A

Starting Hour	Count	Average Speed of all Traffic	Violator Counts	Average Speed of Violators
06:00:00	0	N/A	N/A	N/A
07:00:00	0	N/A	N/A	N/A
08:00:00	0	N/A	N/A	N/A
09:00:00	0	N/A	N/A	N/A
10:00:00	0	N/A	N/A	N/A
11:00:00	0	N/A	N/A	N/A
12:00:00	0	N/A	N/A	N/A
13:00:00	0	N/A	N/A	N/A
14:00:00	0	N/A	N/A	N/A
15:00:00	0	N/A	N/A	N/A
16:00:00	0	N/A	N/A	N/A
17:00:00	0	N/A	N/A	N/A
18:00:00	0	N/A	N/A	N/A
19:00:00	0	N/A	N/A	N/A
20:00:00	0	N/A	N/A	N/A
21:00:00	0	N/A	N/A	N/A
22:00:00	0	N/A	N/A	N/A
23:00:00	0	N/A	N/A	N/A
00:00:00	0	N/A	N/A	N/A
01:00:00	0	N/A	N/A	N/A
02:00:00	0	N/A	N/A	N/A
03:00:00	0	N/A	N/A	N/A
04:00:00	0	N/A	N/A	N/A
05:00:00	0	N/A	N/A	N/A
06:00:00	0	N/A	N/A	N/A
07:00:00	0	N/A	N/A	N/A
08:00:00	0	N/A	N/A	N/A
09:00:00	0	N/A	N/A	N/A
10:00:00	0	N/A	N/A	N/A
11:00:00	0	N/A	N/A	N/A
12:00:00	0	N/A	N/A	N/A
13:00:00	0	N/A	N/A	N/A
14:00:00	0	N/A	N/A	N/A
15:00:00	0	N/A	N/A	N/A
16:00:00	0	N/A	N/A	N/A
17:00:00	0	N/A	N/A	N/A
18:00:00	0	N/A	N/A	N/A
19:00:00	0	N/A	N/A	N/A
20:00:00	0	N/A	N/A	N/A
21:00:00	0	N/A	N/A	N/A
22:00:00	0	N/A	N/A	N/A
23:00:00	0	N/A	N/A	N/A
00:00:00	0	N/A	N/A	N/A
01:00:00	0	N/A	N/A	N/A
02:00:00	0	N/A	N/A	N/A
03:00:00	0	N/A	N/A	N/A
04:00:00	0	N/A	N/A	N/A
05:00:00	0	N/A	N/A	N/A
06:00:00	0	N/A	N/A	N/A
07:00:00	0	N/A	N/A	N/A
08:00:00	0	N/A	N/A	N/A

Starting Hour	Count	Average Speed of all Traffic	Violator Counts	Average Speed of Violators
09:00:00	0	N/A	N/A	N/A
10:00:00	0	N/A	N/A	N/A
11:00:00	0	N/A	N/A	N/A
12:00:00	0	N/A	N/A	N/A
13:00:00	0	N/A	N/A	N/A
14:00:00	0	N/A	N/A	N/A
15:00:00	0	N/A	N/A	N/A
16:00:00	0	N/A	N/A	N/A
17:00:00	0	N/A	N/A	N/A
18:00:00	0	N/A	N/A	N/A
19:00:00	0	N/A	N/A	N/A
20:00:00	0	N/A	N/A	N/A
21:00:00	0	N/A	N/A	N/A
22:00:00	0	N/A	N/A	N/A
23:00:00	0	N/A	N/A	N/A
00:00:00	0	N/A	N/A	N/A
01:00:00	0	N/A	N/A	N/A
02:00:00	0	N/A	N/A	N/A
03:00:00	0	N/A	N/A	N/A
04:00:00	0	N/A	N/A	N/A
05:00:00	0	N/A	N/A	N/A
06:00:00	0	N/A	N/A	N/A
07:00:00	0	N/A	N/A	N/A
08:00:00	0	N/A	N/A	N/A
09:00:00	0	N/A	N/A	N/A
10:00:00	0	N/A	N/A	N/A
11:00:00	0	N/A	N/A	N/A
12:00:00	0	N/A	N/A	N/A
13:00:00	0	N/A	N/A	N/A
14:00:00	0	N/A	N/A	N/A
15:00:00	0	N/A	N/A	N/A
16:00:00	0	N/A	N/A	N/A
17:00:00	0	N/A	N/A	N/A
18:00:00	0	N/A	N/A	N/A
19:00:00	0	N/A	N/A	N/A
20:00:00	0	N/A	N/A	N/A
21:00:00	0	N/A	N/A	N/A
22:00:00	0	N/A	N/A	N/A
23:00:00	0	N/A	N/A	N/A
00:00:00	0	N/A	N/A	N/A
01:00:00	0	N/A	N/A	N/A
02:00:00	0	N/A	N/A	N/A
03:00:00	0	N/A	N/A	N/A
04:00:00	0	N/A	N/A	N/A
05:00:00	0	N/A	N/A	N/A
06:00:00	0	N/A	N/A	N/A
07:00:00	0	N/A	N/A	N/A
08:00:00	0	N/A	N/A	N/A
09:00:00	0	N/A	N/A	N/A
10:00:00	0	N/A	N/A	N/A
11:00:00	0	N/A	N/A	N/A

Starting Hour	Count	Average Speed of all Traffic	Violator Counts	Average Speed of Violators
12:00:00	0	N/A	N/A	N/A
13:00:00	0	N/A	N/A	N/A
14:00:00	0	N/A	N/A	N/A
15:00:00	0	N/A	N/A	N/A
16:00:00	0	N/A	N/A	N/A
17:00:00	0	N/A	N/A	N/A
18:00:00	0	N/A	N/A	N/A
19:00:00	0	N/A	N/A	N/A
20:00:00	0	N/A	N/A	N/A
21:00:00	0	N/A	N/A	N/A
22:00:00	0	N/A	N/A	N/A
23:00:00	0	N/A	N/A	N/A
00:00:00	0	N/A	N/A	N/A
01:00:00	0	N/A	N/A	N/A
02:00:00	0	N/A	N/A	N/A
03:00:00	0	N/A	N/A	N/A
04:00:00	0	N/A	N/A	N/A
05:00:00	0	N/A	N/A	N/A
06:00:00	0	N/A	N/A	N/A
07:00:00	0	N/A	N/A	N/A
08:00:00	0	N/A	N/A	N/A
09:00:00	0	N/A	N/A	N/A
10:00:00	0	N/A	N/A	N/A
11:00:00	0	N/A	N/A	N/A
12:00:00	0	N/A	N/A	N/A
13:00:00	0	N/A	N/A	N/A
14:00:00	0	N/A	N/A	N/A
15:00:00	0	N/A	N/A	N/A
16:00:00	0	N/A	N/A	N/A
17:00:00	0	N/A	N/A	N/A
18:00:00	0	N/A	N/A	N/A
19:00:00	0	N/A	N/A	N/A
20:00:00	0	N/A	N/A	N/A
21:00:00	0	N/A	N/A	N/A
22:00:00	0	N/A	N/A	N/A
23:00:00	0	N/A	N/A	N/A
00:00:00	0	N/A	N/A	N/A
01:00:00	0	N/A	N/A	N/A
02:00:00	0	N/A	N/A	N/A
03:00:00	0	N/A	N/A	N/A
04:00:00	0	N/A	N/A	N/A
05:00:00	0	N/A	N/A	N/A
06:00:00	0	N/A	N/A	N/A
07:00:00	0	N/A	N/A	N/A
08:00:00	0	N/A	N/A	N/A
09:00:00	0	N/A	N/A	N/A
10:00:00	0	N/A	N/A	N/A
11:00:00	0	N/A	N/A	N/A
12:00:00	0	N/A	N/A	N/A
13:00:00	0	N/A	N/A	N/A
14:00:00	0	N/A	N/A	N/A

Starting Hour	Count	Average Speed of all Traffic	Violator Counts	Average Speed of Violators
15:00:00	0	N/A	N/A	N/A
16:00:00	0	N/A	N/A	N/A
17:00:00	0	N/A	N/A	N/A
18:00:00	0	N/A	N/A	N/A
19:00:00	0	N/A	N/A	N/A
20:00:00	0	N/A	N/A	N/A
21:00:00	0	N/A	N/A	N/A
22:00:00	0	N/A	N/A	N/A
23:00:00	0	N/A	N/A	N/A
00:00:00	0	N/A	N/A	N/A
01:00:00	0	N/A	N/A	N/A
02:00:00	0	N/A	N/A	N/A
03:00:00	0	N/A	N/A	N/A
04:00:00	0	N/A	N/A	N/A
05:00:00	0	N/A	N/A	N/A
06:00:00	0	N/A	N/A	N/A
07:00:00	0	N/A	N/A	N/A
08:00:00	0	N/A	N/A	N/A
09:00:00	0	N/A	N/A	N/A
10:00:00	0	N/A	N/A	N/A
11:00:00	0	N/A	N/A	N/A
12:00:00	0	N/A	N/A	N/A
13:00:00	0	N/A	N/A	N/A
14:00:00	0	N/A	N/A	N/A
15:00:00	0	N/A	N/A	N/A
16:00:00	0	N/A	N/A	N/A
17:00:00	0	N/A	N/A	N/A
18:00:00	0	N/A	N/A	N/A
19:00:00	0	N/A	N/A	N/A
20:00:00	0	N/A	N/A	N/A
21:00:00	0	N/A	N/A	N/A
22:00:00	0	N/A	N/A	N/A
23:00:00	0	N/A	N/A	N/A
00:00:00	0	N/A	N/A	N/A
01:00:00	0	N/A	N/A	N/A
02:00:00	0	N/A	N/A	N/A
03:00:00	0	N/A	N/A	N/A
04:00:00	0	N/A	N/A	N/A
05:00:00	0	N/A	N/A	N/A
06:00:00	0	N/A	N/A	N/A
07:00:00	0	N/A	N/A	N/A
08:00:00	0	N/A	N/A	N/A
09:00:00	0	N/A	N/A	N/A
10:00:00	0	N/A	N/A	N/A
11:00:00	0	N/A	N/A	N/A
12:00:00	0	N/A	N/A	N/A
13:00:00	0	N/A	N/A	N/A
14:00:00	0	N/A	N/A	N/A
15:00:00	0	N/A	N/A	N/A
16:00:00	0	N/A	N/A	N/A
17:00:00	0	N/A	N/A	N/A

Starting Hour	Count	Average Speed of all Traffic	Violator Counts	Average Speed of Violators
18:00:00	0	N/A	N/A	N/A
19:00:00	0	N/A	N/A	N/A
20:00:00	0	N/A	N/A	N/A
21:00:00	0	N/A	N/A	N/A
22:00:00	0	N/A	N/A	N/A
23:00:00	0	N/A	N/A	N/A
00:00:00	0	N/A	N/A	N/A
01:00:00	0	N/A	N/A	N/A
02:00:00	0	N/A	N/A	N/A
03:00:00	0	N/A	N/A	N/A
04:00:00	0	N/A	N/A	N/A
05:00:00	0	N/A	N/A	N/A
06:00:00	0	N/A	N/A	N/A
07:00:00	0	N/A	N/A	N/A
08:00:00	0	N/A	N/A	N/A
09:00:00	0	N/A	N/A	N/A
10:00:00	0	N/A	N/A	N/A
11:00:00	0	N/A	N/A	N/A
12:00:00	0	N/A	N/A	N/A
13:00:00	0	N/A	N/A	N/A
14:00:00	0	N/A	N/A	N/A
15:00:00	0	N/A	N/A	N/A
16:00:00	0	N/A	N/A	N/A
17:00:00	0	N/A	N/A	N/A
18:00:00	0	N/A	N/A	N/A
19:00:00	0	N/A	N/A	N/A
20:00:00	0	N/A	N/A	N/A
21:00:00	0	N/A	N/A	N/A
22:00:00	0	N/A	N/A	N/A
23:00:00	0	N/A	N/A	N/A
00:00:00	0	N/A	N/A	N/A
01:00:00	0	N/A	N/A	N/A
02:00:00	0	N/A	N/A	N/A
03:00:00	0	N/A	N/A	N/A
04:00:00	0	N/A	N/A	N/A
05:00:00	0	N/A	N/A	N/A
06:00:00	0	N/A	N/A	N/A
07:00:00	0	N/A	N/A	N/A
08:00:00	0	N/A	N/A	N/A
09:00:00	0	N/A	N/A	N/A
10:00:00	0	N/A	N/A	N/A
11:00:00	0	N/A	N/A	N/A
12:00:00	0	N/A	N/A	N/A
13:00:00	0	N/A	N/A	N/A
14:00:00	0	N/A	N/A	N/A
15:00:00	0	N/A	N/A	N/A
16:00:00	0	N/A	N/A	N/A
17:00:00	0	N/A	N/A	N/A
18:00:00	0	N/A	N/A	N/A
19:00:00	0	N/A	N/A	N/A
20:00:00	0	N/A	N/A	N/A

Starting Hour	Count	Average Speed of all Traffic	Violator Counts	Average Speed of Violators
21:00:00	0	N/A	N/A	N/A
22:00:00	0	N/A	N/A	N/A
23:00:00	0	N/A	N/A	N/A
00:00:00	0	N/A	N/A	N/A
01:00:00	0	N/A	N/A	N/A
02:00:00	0	N/A	N/A	N/A
03:00:00	0	N/A	N/A	N/A
04:00:00	0	N/A	N/A	N/A
05:00:00	0	N/A	N/A	N/A
06:00:00	0	N/A	N/A	N/A
07:00:00	0	N/A	N/A	N/A
08:00:00	0	N/A	N/A	N/A
09:00:00	0	N/A	N/A	N/A
10:00:00	0	N/A	N/A	N/A
11:00:00	0	N/A	N/A	N/A
12:00:00	0	N/A	N/A	N/A
13:00:00	0	N/A	N/A	N/A
14:00:00	0	N/A	N/A	N/A
15:00:00	0	N/A	N/A	N/A
16:00:00	0	N/A	N/A	N/A
17:00:00	0	N/A	N/A	N/A
18:00:00	0	N/A	N/A	N/A
19:00:00	0	N/A	N/A	N/A
20:00:00	0	N/A	N/A	N/A
21:00:00	0	N/A	N/A	N/A
22:00:00	0	N/A	N/A	N/A
23:00:00	0	N/A	N/A	N/A
00:00:00	0	N/A	N/A	N/A
01:00:00	0	N/A	N/A	N/A
02:00:00	0	N/A	N/A	N/A
03:00:00	0	N/A	N/A	N/A
04:00:00	0	N/A	N/A	N/A
05:00:00	0	N/A	N/A	N/A
06:00:00	0	N/A	N/A	N/A
07:00:00	0	N/A	N/A	N/A
08:00:00	0	N/A	N/A	N/A
09:00:00	0	N/A	N/A	N/A
10:00:00	0	N/A	N/A	N/A
11:00:00	0	N/A	N/A	N/A
12:00:00	0	N/A	N/A	N/A
13:00:00	0	N/A	N/A	N/A
14:00:00	0	N/A	N/A	N/A
15:00:00	0	N/A	N/A	N/A
16:00:00	0	N/A	N/A	N/A
17:00:00	0	N/A	N/A	N/A
18:00:00	0	N/A	N/A	N/A
19:00:00	0	N/A	N/A	N/A
20:00:00	0	N/A	N/A	N/A
21:00:00	0	N/A	N/A	N/A
22:00:00	0	N/A	N/A	N/A
23:00:00	0	N/A	N/A	N/A

Starting Hour	Count	Average Speed of all Traffic	Violator Counts	Average Speed of Violators
00:00:00	0	N/A	N/A	N/A
01:00:00	0	N/A	N/A	N/A
02:00:00	0	N/A	N/A	N/A
03:00:00	0	N/A	N/A	N/A
04:00:00	0	N/A	N/A	N/A
05:00:00	0	N/A	N/A	N/A
06:00:00	0	N/A	N/A	N/A
07:00:00	0	N/A	N/A	N/A
08:00:00	0	N/A	N/A	N/A
09:00:00	0	N/A	N/A	N/A
10:00:00	0	N/A	N/A	N/A
11:00:00	0	N/A	N/A	N/A
12:00:00	0	N/A	N/A	N/A
13:00:00	0	N/A	N/A	N/A
14:00:00	0	N/A	N/A	N/A
15:00:00	0	N/A	N/A	N/A
16:00:00	0	N/A	N/A	N/A
17:00:00	0	N/A	N/A	N/A
18:00:00	0	N/A	N/A	N/A
19:00:00	0	N/A	N/A	N/A
20:00:00	0	N/A	N/A	N/A
21:00:00	0	N/A	N/A	N/A
22:00:00	0	N/A	N/A	N/A
23:00:00	0	N/A	N/A	N/A
00:00:00	0	N/A	N/A	N/A
01:00:00	0	N/A	N/A	N/A
02:00:00	0	N/A	N/A	N/A
03:00:00	0	N/A	N/A	N/A
04:00:00	0	N/A	N/A	N/A
05:00:00	0	N/A	N/A	N/A
06:00:00	0	N/A	N/A	N/A
07:00:00	0	N/A	N/A	N/A
08:00:00	0	N/A	N/A	N/A
09:00:00	0	N/A	N/A	N/A
10:00:00	0	N/A	N/A	N/A
11:00:00	0	N/A	N/A	N/A
12:00:00	0	N/A	N/A	N/A
13:00:00	0	N/A	N/A	N/A
14:00:00	0	N/A	N/A	N/A
15:00:00	0	N/A	N/A	N/A
16:00:00	0	N/A	N/A	N/A
17:00:00	0	N/A	N/A	N/A
18:00:00	0	N/A	N/A	N/A
19:00:00	0	N/A	N/A	N/A
20:00:00	0	N/A	N/A	N/A
21:00:00	0	N/A	N/A	N/A
22:00:00	0	N/A	N/A	N/A
23:00:00	0	N/A	N/A	N/A
00:00:00	0	N/A	N/A	N/A
01:00:00	0	N/A	N/A	N/A
02:00:00	0	N/A	N/A	N/A

Starting Hour	Count	Average Speed of all Traffic	Violator Counts	Average Speed of Violators
03:00:00	0	N/A	N/A	N/A
04:00:00	0	N/A	N/A	N/A
05:00:00	0	N/A	N/A	N/A
06:00:00	0	N/A	N/A	N/A
07:00:00	0	N/A	N/A	N/A
08:00:00	0	N/A	N/A	N/A
09:00:00	0	N/A	N/A	N/A
10:00:00	0	N/A	N/A	N/A
11:00:00	0	N/A	N/A	N/A
12:00:00	0	N/A	N/A	N/A
13:00:00	0	N/A	N/A	N/A
14:00:00	0	N/A	N/A	N/A
15:00:00	0	N/A	N/A	N/A
16:00:00	0	N/A	N/A	N/A
17:00:00	0	N/A	N/A	N/A
18:00:00	0	N/A	N/A	N/A
19:00:00	0	N/A	N/A	N/A
20:00:00	0	N/A	N/A	N/A
21:00:00	0	N/A	N/A	N/A
22:00:00	0	N/A	N/A	N/A
23:00:00	0	N/A	N/A	N/A
00:00:00	0	N/A	N/A	N/A
01:00:00	0	N/A	N/A	N/A
02:00:00	0	N/A	N/A	N/A
03:00:00	0	N/A	N/A	N/A
04:00:00	0	N/A	N/A	N/A
05:00:00	0	N/A	N/A	N/A
06:00:00	0	N/A	N/A	N/A
07:00:00	0	N/A	N/A	N/A
08:00:00	0	N/A	N/A	N/A
09:00:00	0	N/A	N/A	N/A
10:00:00	0	N/A	N/A	N/A
11:00:00	0	N/A	N/A	N/A
12:00:00	0	N/A	N/A	N/A
13:00:00	0	N/A	N/A	N/A
14:00:00	0	N/A	N/A	N/A
15:00:00	0	N/A	N/A	N/A
16:00:00	0	N/A	N/A	N/A
17:00:00	0	N/A	N/A	N/A
18:00:00	0	N/A	N/A	N/A
19:00:00	0	N/A	N/A	N/A
20:00:00	0	N/A	N/A	N/A
21:00:00	0	N/A	N/A	N/A
22:00:00	0	N/A	N/A	N/A
23:00:00	0	N/A	N/A	N/A
00:00:00	0	N/A	N/A	N/A
01:00:00	0	N/A	N/A	N/A
02:00:00	0	N/A	N/A	N/A
03:00:00	0	N/A	N/A	N/A
04:00:00	0	N/A	N/A	N/A
05:00:00	0	N/A	N/A	N/A

Starting Hour	Count	Average Speed of all Traffic	Violator Counts	Average Speed of Violators
06:00:00	0	N/A	N/A	N/A
07:00:00	0	N/A	N/A	N/A
08:00:00	0	N/A	N/A	N/A
09:00:00	0	N/A	N/A	N/A
10:00:00	0	N/A	N/A	N/A
11:00:00	0	N/A	N/A	N/A
12:00:00	0	N/A	N/A	N/A
13:00:00	0	N/A	N/A	N/A
14:00:00	0	N/A	N/A	N/A
15:00:00	0	N/A	N/A	N/A
16:00:00	0	N/A	N/A	N/A
17:00:00	0	N/A	N/A	N/A
18:00:00	0	N/A	N/A	N/A
19:00:00	0	N/A	N/A	N/A
20:00:00	0	N/A	N/A	N/A
21:00:00	0	N/A	N/A	N/A
22:00:00	0	N/A	N/A	N/A
23:00:00	0	N/A	N/A	N/A
00:00:00	0	N/A	N/A	N/A
01:00:00	0	N/A	N/A	N/A
02:00:00	0	N/A	N/A	N/A
03:00:00	0	N/A	N/A	N/A
04:00:00	0	N/A	N/A	N/A
05:00:00	0	N/A	N/A	N/A
06:00:00	0	N/A	N/A	N/A
07:00:00	0	N/A	N/A	N/A
08:00:00	0	N/A	N/A	N/A
09:00:00	0	N/A	N/A	N/A
10:00:00	0	N/A	N/A	N/A
11:00:00	0	N/A	N/A	N/A
12:00:00	0	N/A	N/A	N/A
13:00:00	0	N/A	N/A	N/A
14:00:00	0	N/A	N/A	N/A
15:00:00	0	N/A	N/A	N/A
16:00:00	0	N/A	N/A	N/A
17:00:00	0	N/A	N/A	N/A
18:00:00	0	N/A	N/A	N/A
19:00:00	0	N/A	N/A	N/A
20:00:00	0	N/A	N/A	N/A
21:00:00	0	N/A	N/A	N/A
22:00:00	0	N/A	N/A	N/A
23:00:00	0	N/A	N/A	N/A
00:00:00	0	N/A	N/A	N/A
01:00:00	0	N/A	N/A	N/A
02:00:00	0	N/A	N/A	N/A
03:00:00	0	N/A	N/A	N/A
04:00:00	0	N/A	N/A	N/A
05:00:00	0	N/A	N/A	N/A
06:00:00	0	N/A	N/A	N/A
07:00:00	0	N/A	N/A	N/A
08:00:00	0	N/A	N/A	N/A

Starting Hour	Count	Average Speed of all Traffic	Violator Counts	Average Speed of Violators
09:00:00	0	N/A	N/A	N/A
10:00:00	0	N/A	N/A	N/A
11:00:00	0	N/A	N/A	N/A
12:00:00	0	N/A	N/A	N/A
13:00:00	0	N/A	N/A	N/A
14:00:00	0	N/A	N/A	N/A
15:00:00	0	N/A	N/A	N/A
16:00:00	0	N/A	N/A	N/A
17:00:00	0	N/A	N/A	N/A
18:00:00	0	N/A	N/A	N/A
19:00:00	0	N/A	N/A	N/A
20:00:00	0	N/A	N/A	N/A
21:00:00	0	N/A	N/A	N/A
22:00:00	0	N/A	N/A	N/A
23:00:00	0	N/A	N/A	N/A
00:00:00	0	N/A	N/A	N/A
01:00:00	0	N/A	N/A	N/A
02:00:00	0	N/A	N/A	N/A
03:00:00	0	N/A	N/A	N/A
04:00:00	0	N/A	N/A	N/A
05:00:00	0	N/A	N/A	N/A
06:00:00	0	N/A	N/A	N/A
07:00:00	0	N/A	N/A	N/A
08:00:00	0	N/A	N/A	N/A
09:00:00	0	N/A	N/A	N/A
10:00:00	0	N/A	N/A	N/A
11:00:00	0	N/A	N/A	N/A
12:00:00	0	N/A	N/A	N/A
13:00:00	0	N/A	N/A	N/A
14:00:00	0	N/A	N/A	N/A
15:00:00	0	N/A	N/A	N/A
16:00:00	0	N/A	N/A	N/A
17:00:00	0	N/A	N/A	N/A
18:00:00	0	N/A	N/A	N/A
19:00:00	0	N/A	N/A	N/A
20:00:00	0	N/A	N/A	N/A
21:00:00	0	N/A	N/A	N/A
22:00:00	0	N/A	N/A	N/A
23:00:00	0	N/A	N/A	N/A
00:00:00	0	N/A	N/A	N/A
01:00:00	0	N/A	N/A	N/A
02:00:00	0	N/A	N/A	N/A
03:00:00	0	N/A	N/A	N/A
04:00:00	0	N/A	N/A	N/A
05:00:00	0	N/A	N/A	N/A
06:00:00	0	N/A	N/A	N/A
07:00:00	0	N/A	N/A	N/A
08:00:00	0	N/A	N/A	N/A
09:00:00	0	N/A	N/A	N/A
10:00:00	0	N/A	N/A	N/A
11:00:00	0	N/A	N/A	N/A

Starting Hour	Count	Average Speed of all Traffic	Violator Counts	Average Speed of Violators
12:00:00	0	N/A	N/A	N/A
13:00:00	0	N/A	N/A	N/A
14:00:00	0	N/A	N/A	N/A
15:00:00	0	N/A	N/A	N/A
16:00:00	0	N/A	N/A	N/A
17:00:00	0	N/A	N/A	N/A
18:00:00	0	N/A	N/A	N/A
19:00:00	0	N/A	N/A	N/A
20:00:00	0	N/A	N/A	N/A
21:00:00	0	N/A	N/A	N/A
22:00:00	0	N/A	N/A	N/A
23:00:00	0	N/A	N/A	N/A
00:00:00	0	N/A	N/A	N/A
01:00:00	0	N/A	N/A	N/A
02:00:00	0	N/A	N/A	N/A
03:00:00	0	N/A	N/A	N/A
04:00:00	0	N/A	N/A	N/A
05:00:00	0	N/A	N/A	N/A
06:00:00	0	N/A	N/A	N/A
07:00:00	0	N/A	N/A	N/A
08:00:00	0	N/A	N/A	N/A
09:00:00	0	N/A	N/A	N/A
10:00:00	0	N/A	N/A	N/A
11:00:00	0	N/A	N/A	N/A
12:00:00	0	N/A	N/A	N/A
13:00:00	0	N/A	N/A	N/A
14:00:00	0	N/A	N/A	N/A
15:00:00	0	N/A	N/A	N/A
16:00:00	0	N/A	N/A	N/A
17:00:00	0	N/A	N/A	N/A
18:00:00	0	N/A	N/A	N/A
19:00:00	0	N/A	N/A	N/A
20:00:00	0	N/A	N/A	N/A
21:00:00	0	N/A	N/A	N/A
22:00:00	0	N/A	N/A	N/A
23:00:00	0	N/A	N/A	N/A
00:00:00	0	N/A	N/A	N/A
01:00:00	0	N/A	N/A	N/A
02:00:00	0	N/A	N/A	N/A
03:00:00	0	N/A	N/A	N/A
04:00:00	0	N/A	N/A	N/A
05:00:00	0	N/A	N/A	N/A
06:00:00	0	N/A	N/A	N/A
07:00:00	0	N/A	N/A	N/A
08:00:00	0	N/A	N/A	N/A
09:00:00	0	N/A	N/A	N/A
10:00:00	0	N/A	N/A	N/A
11:00:00	0	N/A	N/A	N/A
12:00:00	0	N/A	N/A	N/A
13:00:00	0	N/A	N/A	N/A
14:00:00	0	N/A	N/A	N/A

Starting Hour	Count	Average Speed of all Traffic	Violator Counts	Average Speed of Violators
15:00:00	0	N/A	N/A	N/A
16:00:00	0	N/A	N/A	N/A
17:00:00	0	N/A	N/A	N/A
18:00:00	0	N/A	N/A	N/A
19:00:00	0	N/A	N/A	N/A
20:00:00	0	N/A	N/A	N/A
21:00:00	0	N/A	N/A	N/A
22:00:00	0	N/A	N/A	N/A
23:00:00	0	N/A	N/A	N/A
00:00:00	0	N/A	N/A	N/A
01:00:00	0	N/A	N/A	N/A
02:00:00	0	N/A	N/A	N/A
03:00:00	0	N/A	N/A	N/A
04:00:00	0	N/A	N/A	N/A
05:00:00	0	N/A	N/A	N/A
06:00:00	0	N/A	N/A	N/A
07:00:00	0	N/A	N/A	N/A
08:00:00	0	N/A	N/A	N/A
09:00:00	0	N/A	N/A	N/A
10:00:00	0	N/A	N/A	N/A
11:00:00	0	N/A	N/A	N/A
12:00:00	0	N/A	N/A	N/A
13:00:00	0	N/A	N/A	N/A
14:00:00	0	N/A	N/A	N/A
15:00:00	0	N/A	N/A	N/A
16:00:00	0	N/A	N/A	N/A
17:00:00	0	N/A	N/A	N/A
18:00:00	0	N/A	N/A	N/A
19:00:00	0	N/A	N/A	N/A
20:00:00	0	N/A	N/A	N/A
21:00:00	0	N/A	N/A	N/A
22:00:00	0	N/A	N/A	N/A
23:00:00	0	N/A	N/A	N/A
00:00:00	0	N/A	N/A	N/A
01:00:00	0	N/A	N/A	N/A
02:00:00	0	N/A	N/A	N/A
03:00:00	0	N/A	N/A	N/A
04:00:00	0	N/A	N/A	N/A
05:00:00	0	N/A	N/A	N/A
06:00:00	0	N/A	N/A	N/A
07:00:00	0	N/A	N/A	N/A
08:00:00	0	N/A	N/A	N/A
09:00:00	0	N/A	N/A	N/A
10:00:00	0	N/A	N/A	N/A
11:00:00	0	N/A	N/A	N/A
12:00:00	0	N/A	N/A	N/A
13:00:00	0	N/A	N/A	N/A
14:00:00	0	N/A	N/A	N/A
15:00:00	0	N/A	N/A	N/A
16:00:00	0	N/A	N/A	N/A
17:00:00	0	N/A	N/A	N/A

Starting Hour	Count	Average Speed of all Traffic	Violator Counts	Average Speed of Violators
18:00:00	0	N/A	N/A	N/A
19:00:00	0	N/A	N/A	N/A
20:00:00	0	N/A	N/A	N/A
21:00:00	0	N/A	N/A	N/A
22:00:00	0	N/A	N/A	N/A
23:00:00	0	N/A	N/A	N/A
00:00:00	0	N/A	N/A	N/A
01:00:00	0	N/A	N/A	N/A
02:00:00	0	N/A	N/A	N/A
03:00:00	0	N/A	N/A	N/A
04:00:00	0	N/A	N/A	N/A
05:00:00	0	N/A	N/A	N/A
06:00:00	0	N/A	N/A	N/A
07:00:00	0	N/A	N/A	N/A
08:00:00	0	N/A	N/A	N/A
09:00:00	0	N/A	N/A	N/A
10:00:00	0	N/A	N/A	N/A
11:00:00	0	N/A	N/A	N/A
12:00:00	0	N/A	N/A	N/A
13:00:00	0	N/A	N/A	N/A
14:00:00	0	N/A	N/A	N/A
15:00:00	0	N/A	N/A	N/A
16:00:00	0	N/A	N/A	N/A
17:00:00	0	N/A	N/A	N/A
18:00:00	0	N/A	N/A	N/A
19:00:00	0	N/A	N/A	N/A
20:00:00	0	N/A	N/A	N/A
21:00:00	0	N/A	N/A	N/A
22:00:00	0	N/A	N/A	N/A
23:00:00	0	N/A	N/A	N/A
00:00:00	0	N/A	N/A	N/A
01:00:00	0	N/A	N/A	N/A
02:00:00	0	N/A	N/A	N/A
03:00:00	0	N/A	N/A	N/A
04:00:00	0	N/A	N/A	N/A
05:00:00	0	N/A	N/A	N/A
06:00:00	0	N/A	N/A	N/A
07:00:00	0	N/A	N/A	N/A
08:00:00	0	N/A	N/A	N/A
09:00:00	0	N/A	N/A	N/A
10:00:00	0	N/A	N/A	N/A
11:00:00	0	N/A	N/A	N/A
12:00:00	0	N/A	N/A	N/A
13:00:00	0	N/A	N/A	N/A
14:00:00	0	N/A	N/A	N/A
15:00:00	0	N/A	N/A	N/A
16:00:00	0	N/A	N/A	N/A
17:00:00	0	N/A	N/A	N/A
18:00:00	0	N/A	N/A	N/A
19:00:00	0	N/A	N/A	N/A
20:00:00	0	N/A	N/A	N/A

Starting Hour	Count	Average Speed of all Traffic	Violator Counts	Average Speed of Violators
21:00:00	0	N/A	N/A	N/A
22:00:00	0	N/A	N/A	N/A
23:00:00	0	N/A	N/A	N/A
00:00:00	0	N/A	N/A	N/A
01:00:00	0	N/A	N/A	N/A
02:00:00	0	N/A	N/A	N/A
03:00:00	0	N/A	N/A	N/A
04:00:00	0	N/A	N/A	N/A
05:00:00	0	N/A	N/A	N/A
06:00:00	0	N/A	N/A	N/A
07:00:00	0	N/A	N/A	N/A
08:00:00	0	N/A	N/A	N/A
09:00:00	0	N/A	N/A	N/A
10:00:00	0	N/A	N/A	N/A
11:00:00	0	N/A	N/A	N/A
12:00:00	0	N/A	N/A	N/A
13:00:00	0	N/A	N/A	N/A
14:00:00	0	N/A	N/A	N/A
15:00:00	0	N/A	N/A	N/A
16:00:00	0	N/A	N/A	N/A
17:00:00	0	N/A	N/A	N/A
18:00:00	0	N/A	N/A	N/A
19:00:00	0	N/A	N/A	N/A
20:00:00	0	N/A	N/A	N/A
21:00:00	0	N/A	N/A	N/A
22:00:00	0	N/A	N/A	N/A
23:00:00	0	N/A	N/A	N/A
00:00:00	0	N/A	N/A	N/A
01:00:00	0	N/A	N/A	N/A
02:00:00	0	N/A	N/A	N/A
03:00:00	0	N/A	N/A	N/A
04:00:00	0	N/A	N/A	N/A
05:00:00	0	N/A	N/A	N/A
06:00:00	0	N/A	N/A	N/A
07:00:00	0	N/A	N/A	N/A
08:00:00	0	N/A	N/A	N/A
09:00:00	0	N/A	N/A	N/A
10:00:00	0	N/A	N/A	N/A
11:00:00	0	N/A	N/A	N/A
12:00:00	0	N/A	N/A	N/A
13:00:00	0	N/A	N/A	N/A
14:00:00	0	N/A	N/A	N/A
15:00:00	0	N/A	N/A	N/A
16:00:00	0	N/A	N/A	N/A
17:00:00	0	N/A	N/A	N/A
18:00:00	0	N/A	N/A	N/A
19:00:00	0	N/A	N/A	N/A
20:00:00	0	N/A	N/A	N/A
21:00:00	0	N/A	N/A	N/A
22:00:00	0	N/A	N/A	N/A
23:00:00	0	N/A	N/A	N/A

Starting Hour	Count	Average Speed of all Traffic	Violator Counts	Average Speed of Violators
00:00:00	0	N/A	N/A	N/A
01:00:00	0	N/A	N/A	N/A
02:00:00	0	N/A	N/A	N/A
03:00:00	0	N/A	N/A	N/A
04:00:00	0	N/A	N/A	N/A
05:00:00	0	N/A	N/A	N/A
06:00:00	0	N/A	N/A	N/A
07:00:00	0	N/A	N/A	N/A
08:00:00	0	N/A	N/A	N/A
09:00:00	0	N/A	N/A	N/A
10:00:00	0	N/A	N/A	N/A
11:00:00	0	N/A	N/A	N/A
12:00:00	0	N/A	N/A	N/A
13:00:00	0	N/A	N/A	N/A
14:00:00	0	N/A	N/A	N/A
15:00:00	0	N/A	N/A	N/A
16:00:00	0	N/A	N/A	N/A
17:00:00	0	N/A	N/A	N/A
18:00:00	0	N/A	N/A	N/A
19:00:00	0	N/A	N/A	N/A
20:00:00	0	N/A	N/A	N/A
21:00:00	0	N/A	N/A	N/A
22:00:00	0	N/A	N/A	N/A
23:00:00	0	N/A	N/A	N/A
00:00:00	0	N/A	N/A	N/A
01:00:00	0	N/A	N/A	N/A
02:00:00	0	N/A	N/A	N/A
03:00:00	0	N/A	N/A	N/A
04:00:00	0	N/A	N/A	N/A
05:00:00	0	N/A	N/A	N/A
06:00:00	0	N/A	N/A	N/A
07:00:00	0	N/A	N/A	N/A
08:00:00	0	N/A	N/A	N/A
09:00:00	0	N/A	N/A	N/A
10:00:00	0	N/A	N/A	N/A
11:00:00	0	N/A	N/A	N/A
12:00:00	0	N/A	N/A	N/A
13:00:00	0	N/A	N/A	N/A
14:00:00	0	N/A	N/A	N/A
15:00:00	0	N/A	N/A	N/A
16:00:00	0	N/A	N/A	N/A
17:00:00	0	N/A	N/A	N/A
18:00:00	0	N/A	N/A	N/A
19:00:00	0	N/A	N/A	N/A
20:00:00	0	N/A	N/A	N/A
21:00:00	0	N/A	N/A	N/A
22:00:00	0	N/A	N/A	N/A
23:00:00	0	N/A	N/A	N/A
00:00:00	0	N/A	N/A	N/A
01:00:00	0	N/A	N/A	N/A
02:00:00	0	N/A	N/A	N/A

Starting Hour	Count	Average Speed of all Traffic	Violator Counts	Average Speed of Violators
03:00:00	0	N/A	N/A	N/A
04:00:00	0	N/A	N/A	N/A
05:00:00	0	N/A	N/A	N/A
06:00:00	0	N/A	N/A	N/A
07:00:00	0	N/A	N/A	N/A
08:00:00	0	N/A	N/A	N/A
09:00:00	0	N/A	N/A	N/A
10:00:00	0	N/A	N/A	N/A
11:00:00	0	N/A	N/A	N/A
12:00:00	0	N/A	N/A	N/A
13:00:00	0	N/A	N/A	N/A
14:00:00	0	N/A	N/A	N/A
15:00:00	0	N/A	N/A	N/A
16:00:00	0	N/A	N/A	N/A
17:00:00	0	N/A	N/A	N/A
18:00:00	0	N/A	N/A	N/A
19:00:00	0	N/A	N/A	N/A
20:00:00	0	N/A	N/A	N/A
21:00:00	0	N/A	N/A	N/A
22:00:00	0	N/A	N/A	N/A
23:00:00	0	N/A	N/A	N/A
00:00:00	0	N/A	N/A	N/A
01:00:00	0	N/A	N/A	N/A
02:00:00	0	N/A	N/A	N/A
03:00:00	0	N/A	N/A	N/A
04:00:00	0	N/A	N/A	N/A
05:00:00	0	N/A	N/A	N/A
06:00:00	0	N/A	N/A	N/A
07:00:00	0	N/A	N/A	N/A
08:00:00	0	N/A	N/A	N/A
09:00:00	0	N/A	N/A	N/A
10:00:00	0	N/A	N/A	N/A
11:00:00	0	N/A	N/A	N/A
12:00:00	0	N/A	N/A	N/A
13:00:00	0	N/A	N/A	N/A
14:00:00	0	N/A	N/A	N/A
15:00:00	0	N/A	N/A	N/A
16:00:00	0	N/A	N/A	N/A
17:00:00	0	N/A	N/A	N/A
18:00:00	0	N/A	N/A	N/A
19:00:00	0	N/A	N/A	N/A
20:00:00	0	N/A	N/A	N/A
21:00:00	0	N/A	N/A	N/A
22:00:00	0	N/A	N/A	N/A
23:00:00	0	N/A	N/A	N/A
00:00:00	0	N/A	N/A	N/A
01:00:00	0	N/A	N/A	N/A
02:00:00	0	N/A	N/A	N/A
03:00:00	0	N/A	N/A	N/A
04:00:00	0	N/A	N/A	N/A
05:00:00	0	N/A	N/A	N/A

Starting Hour	Count	Average Speed of all Traffic	Violator Counts	Average Speed of Violators
06:00:00	0	N/A	N/A	N/A
07:00:00	0	N/A	N/A	N/A
08:00:00	0	N/A	N/A	N/A
09:00:00	0	N/A	N/A	N/A
10:00:00	0	N/A	N/A	N/A
11:00:00	0	N/A	N/A	N/A
12:00:00	0	N/A	N/A	N/A
13:00:00	0	N/A	N/A	N/A
14:00:00	0	N/A	N/A	N/A
15:00:00	0	N/A	N/A	N/A
16:00:00	0	N/A	N/A	N/A
17:00:00	0	N/A	N/A	N/A
18:00:00	0	N/A	N/A	N/A
19:00:00	0	N/A	N/A	N/A
20:00:00	0	N/A	N/A	N/A
21:00:00	0	N/A	N/A	N/A
22:00:00	0	N/A	N/A	N/A
23:00:00	0	N/A	N/A	N/A
00:00:00	0	N/A	N/A	N/A
01:00:00	0	N/A	N/A	N/A
02:00:00	0	N/A	N/A	N/A
03:00:00	0	N/A	N/A	N/A
04:00:00	0	N/A	N/A	N/A
05:00:00	0	N/A	N/A	N/A
06:00:00	0	N/A	N/A	N/A
07:00:00	0	N/A	N/A	N/A
08:00:00	0	N/A	N/A	N/A
09:00:00	0	N/A	N/A	N/A
10:00:00	0	N/A	N/A	N/A
11:00:00	0	N/A	N/A	N/A
12:00:00	0	N/A	N/A	N/A
13:00:00	0	N/A	N/A	N/A
14:00:00	0	N/A	N/A	N/A
15:00:00	0	N/A	N/A	N/A
16:00:00	0	N/A	N/A	N/A
17:00:00	0	N/A	N/A	N/A
18:00:00	0	N/A	N/A	N/A
19:00:00	0	N/A	N/A	N/A
20:00:00	0	N/A	N/A	N/A
21:00:00	0	N/A	N/A	N/A
22:00:00	0	N/A	N/A	N/A
23:00:00	0	N/A	N/A	N/A
00:00:00	0	N/A	N/A	N/A
01:00:00	0	N/A	N/A	N/A
02:00:00	0	N/A	N/A	N/A
03:00:00	0	N/A	N/A	N/A
04:00:00	0	N/A	N/A	N/A
05:00:00	0	N/A	N/A	N/A
06:00:00	0	N/A	N/A	N/A
07:00:00	0	N/A	N/A	N/A
08:00:00	0	N/A	N/A	N/A

Starting Hour	Count	Average Speed of all Traffic	Violator Counts	Average Speed of Violators
09:00:00	0	N/A	N/A	N/A
10:00:00	0	N/A	N/A	N/A
11:00:00	0	N/A	N/A	N/A
12:00:00	0	N/A	N/A	N/A
13:00:00	0	N/A	N/A	N/A
14:00:00	0	N/A	N/A	N/A
15:00:00	0	N/A	N/A	N/A
16:00:00	0	N/A	N/A	N/A
17:00:00	0	N/A	N/A	N/A
18:00:00	0	N/A	N/A	N/A
19:00:00	0	N/A	N/A	N/A
20:00:00	0	N/A	N/A	N/A
21:00:00	0	N/A	N/A	N/A
22:00:00	0	N/A	N/A	N/A
23:00:00	0	N/A	N/A	N/A
00:00:00	0	N/A	N/A	N/A
01:00:00	0	N/A	N/A	N/A
02:00:00	0	N/A	N/A	N/A
03:00:00	0	N/A	N/A	N/A
04:00:00	0	N/A	N/A	N/A
05:00:00	0	N/A	N/A	N/A
06:00:00	0	N/A	N/A	N/A
07:00:00	0	N/A	N/A	N/A
08:00:00	0	N/A	N/A	N/A
09:00:00	0	N/A	N/A	N/A
10:00:00	0	N/A	N/A	N/A
11:00:00	0	N/A	N/A	N/A
12:00:00	0	N/A	N/A	N/A
13:00:00	0	N/A	N/A	N/A
14:00:00	0	N/A	N/A	N/A
15:00:00	0	N/A	N/A	N/A
16:00:00	0	N/A	N/A	N/A
17:00:00	0	N/A	N/A	N/A
18:00:00	0	N/A	N/A	N/A
19:00:00	0	N/A	N/A	N/A
20:00:00	0	N/A	N/A	N/A
21:00:00	0	N/A	N/A	N/A
22:00:00	0	N/A	N/A	N/A
23:00:00	0	N/A	N/A	N/A
00:00:00	0	N/A	N/A	N/A
01:00:00	0	N/A	N/A	N/A
02:00:00	0	N/A	N/A	N/A
03:00:00	0	N/A	N/A	N/A
04:00:00	0	N/A	N/A	N/A
05:00:00	0	N/A	N/A	N/A
06:00:00	0	N/A	N/A	N/A
07:00:00	0	N/A	N/A	N/A
08:00:00	0	N/A	N/A	N/A
09:00:00	0	N/A	N/A	N/A
10:00:00	0	N/A	N/A	N/A
11:00:00	0	N/A	N/A	N/A

Starting Hour	Count	Average Speed of all Traffic	Violator Counts	Average Speed of Violators
12:00:00	0	N/A	N/A	N/A
13:00:00	0	N/A	N/A	N/A
14:00:00	0	N/A	N/A	N/A
15:00:00	0	N/A	N/A	N/A
16:00:00	0	N/A	N/A	N/A
17:00:00	0	N/A	N/A	N/A
18:00:00	0	N/A	N/A	N/A
19:00:00	0	N/A	N/A	N/A
20:00:00	0	N/A	N/A	N/A
21:00:00	0	N/A	N/A	N/A
22:00:00	0	N/A	N/A	N/A
23:00:00	0	N/A	N/A	N/A
00:00:00	0	N/A	N/A	N/A
01:00:00	0	N/A	N/A	N/A
02:00:00	0	N/A	N/A	N/A
03:00:00	0	N/A	N/A	N/A
04:00:00	0	N/A	N/A	N/A
05:00:00	0	N/A	N/A	N/A
06:00:00	0	N/A	N/A	N/A
07:00:00	0	N/A	N/A	N/A
08:00:00	0	N/A	N/A	N/A
09:00:00	0	N/A	N/A	N/A
10:00:00	0	N/A	N/A	N/A
11:00:00	0	N/A	N/A	N/A
12:00:00	0	N/A	N/A	N/A
13:00:00	0	N/A	N/A	N/A
14:00:00	0	N/A	N/A	N/A
15:00:00	0	N/A	N/A	N/A
16:00:00	0	N/A	N/A	N/A
17:00:00	0	N/A	N/A	N/A
18:00:00	0	N/A	N/A	N/A
19:00:00	0	N/A	N/A	N/A
20:00:00	0	N/A	N/A	N/A
21:00:00	0	N/A	N/A	N/A
22:00:00	0	N/A	N/A	N/A
23:00:00	0	N/A	N/A	N/A
00:00:00	0	N/A	N/A	N/A
01:00:00	0	N/A	N/A	N/A
02:00:00	0	N/A	N/A	N/A
03:00:00	0	N/A	N/A	N/A
04:00:00	0	N/A	N/A	N/A
05:00:00	0	N/A	N/A	N/A
06:00:00	0	N/A	N/A	N/A
07:00:00	0	N/A	N/A	N/A
08:00:00	0	N/A	N/A	N/A
09:00:00	0	N/A	N/A	N/A
10:00:00	0	N/A	N/A	N/A
11:00:00	0	N/A	N/A	N/A
12:00:00	0	N/A	N/A	N/A
13:00:00	0	N/A	N/A	N/A
14:00:00	0	N/A	N/A	N/A

Starting Hour	Count	Average Speed of all Traffic	Violator Counts	Average Speed of Violators
15:00:00	0	N/A	N/A	N/A
16:00:00	0	N/A	N/A	N/A
17:00:00	0	N/A	N/A	N/A
18:00:00	0	N/A	N/A	N/A
19:00:00	0	N/A	N/A	N/A
20:00:00	0	N/A	N/A	N/A
21:00:00	0	N/A	N/A	N/A
22:00:00	0	N/A	N/A	N/A
23:00:00	0	N/A	N/A	N/A
00:00:00	0	N/A	N/A	N/A
01:00:00	0	N/A	N/A	N/A
02:00:00	0	N/A	N/A	N/A
03:00:00	0	N/A	N/A	N/A
04:00:00	0	N/A	N/A	N/A
05:00:00	0	N/A	N/A	N/A
06:00:00	0	N/A	N/A	N/A
07:00:00	0	N/A	N/A	N/A
08:00:00	0	N/A	N/A	N/A
09:00:00	0	N/A	N/A	N/A
10:00:00	0	N/A	N/A	N/A
11:00:00	0	N/A	N/A	N/A
12:00:00	0	N/A	N/A	N/A
13:00:00	0	N/A	N/A	N/A
14:00:00	0	N/A	N/A	N/A
15:00:00	0	N/A	N/A	N/A
16:00:00	0	N/A	N/A	N/A
17:00:00	0	N/A	N/A	N/A
18:00:00	0	N/A	N/A	N/A
19:00:00	0	N/A	N/A	N/A
20:00:00	0	N/A	N/A	N/A
21:00:00	0	N/A	N/A	N/A
22:00:00	0	N/A	N/A	N/A
23:00:00	0	N/A	N/A	N/A
00:00:00	0	N/A	N/A	N/A
01:00:00	0	N/A	N/A	N/A
02:00:00	0	N/A	N/A	N/A
03:00:00	0	N/A	N/A	N/A
04:00:00	0	N/A	N/A	N/A
05:00:00	0	N/A	N/A	N/A
06:00:00	0	N/A	N/A	N/A
07:00:00	0	N/A	N/A	N/A
08:00:00	0	N/A	N/A	N/A
09:00:00	0	N/A	N/A	N/A
10:00:00	0	N/A	N/A	N/A
11:00:00	0	N/A	N/A	N/A
12:00:00	0	N/A	N/A	N/A
13:00:00	0	N/A	N/A	N/A
14:00:00	0	N/A	N/A	N/A
15:00:00	0	N/A	N/A	N/A
16:00:00	0	N/A	N/A	N/A
17:00:00	0	N/A	N/A	N/A

Starting Hour	Count	Average Speed of all Traffic	Violator Counts	Average Speed of Violators
18:00:00	0	N/A	N/A	N/A
19:00:00	0	N/A	N/A	N/A
20:00:00	0	N/A	N/A	N/A
21:00:00	0	N/A	N/A	N/A
22:00:00	0	N/A	N/A	N/A
23:00:00	0	N/A	N/A	N/A

Incoming Histogram

2022 Jan Westfield Road flashing

from Tue-Sep-21-2021-03-00-PM to Fri-Jan-14-2022-01-59-PM

Date	Starting Hr:min	<15	15 to <20	20 to <25	25 to <30	30 to <35	35 to <40	40 to <45	45 to <50	50 to <55	55 to <60	60 to <65	65 to <70	70 to <75	75 to <80	80 to <85	85 to <90	90 to <95	95 to <100	100 to >105	Total Counts	85pct Speed	10MPH Pace	% in pace	# of Speeders	% Speeders
21/09/2021	00:00	*	*	*	*	*	*	*	*	*	*	*	*	*	*	*	*	*	*	*	*	*	*	*	*	*
21/09/2021	01:00	*	*	*	*	*	*	*	*	*	*	*	*	*	*	*	*	*	*	*	*	*	*	*	*	*
21/09/2021	02:00	*	*	*	*	*	*	*	*	*	*	*	*	*	*	*	*	*	*	*	*	*	*	*	*	*
21/09/2021	03:00	*	*	*	*	*	*	*	*	*	*	*	*	*	*	*	*	*	*	*	*	*	*	*	*	*
21/09/2021	04:00	*	*	*	*	*	*	*	*	*	*	*	*	*	*	*	*	*	*	*	*	*	*	*	*	*
21/09/2021	05:00	*	*	*	*	*	*	*	*	*	*	*	*	*	*	*	*	*	*	*	*	*	*	*	*	*
21/09/2021	06:00	*	*	*	*	*	*	*	*	*	*	*	*	*	*	*	*	*	*	*	*	*	*	*	*	*
21/09/2021	07:00	*	*	*	*	*	*	*	*	*	*	*	*	*	*	*	*	*	*	*	*	*	*	*	*	*
21/09/2021	08:00	*	*	*	*	*	*	*	*	*	*	*	*	*	*	*	*	*	*	*	*	*	*	*	*	*
21/09/2021	09:00	*	*	*	*	*	*	*	*	*	*	*	*	*	*	*	*	*	*	*	*	*	*	*	*	*
21/09/2021	10:00	*	*	*	*	*	*	*	*	*	*	*	*	*	*	*	*	*	*	*	*	*	*	*	*	*
21/09/2021	11:00	*	*	*	*	*	*	*	*	*	*	*	*	*	*	*	*	*	*	*	*	*	*	*	*	*
21/09/2021	12:00	*	*	*	*	*	*	*	*	*	*	*	*	*	*	*	*	*	*	*	*	*	*	*	*	*
21/09/2021	13:00	*	*	*	*	*	*	*	*	*	*	*	*	*	*	*	*	*	*	*	*	*	*	*	*	*
21/09/2021	14:00	0	1	1	3	0	1	0	0	0	0	0	0	0	0	0	0	0	0	0	6	30	20 to 30	83.3	1	16.7
21/09/2021	15:00	7	6	6	33	21	20	4	0	0	0	0	0	0	0	0	0	0	0	0	97	37.2	30 to 40	76.3	24	24.7
21/09/2021	16:00	2	4	22	63	54	18	1	0	0	0	0	0	0	0	0	0	0	0	0	164	34.4	25 to 35	84.8	19	11.6
21/09/2021	17:00	4	17	22	62	47	24	4	0	0	0	0	0	0	0	0	0	0	0	0	180	35.2	30 to 40	73.9	28	15.6
21/09/2021	18:00	3	13	27	75	55	30	3	0	0	0	0	0	0	0	0	0	0	0	0	206	35.3	30 to 40	77.7	33	16.0
21/09/2021	19:00	1	4	22	58	46	12	3	1	0	0	0	0	0	0	0	0	0	0	0	147	34.3	25 to 35	85.7	16	10.9
21/09/2021	20:00	0	4	14	54	27	12	2	0	0	0	0	0	0	0	0	0	0	0	0	113	34.4	25 to 35	84.1	14	12.4
21/09/2021	21:00	0	2	3	24	14	8	1	1	0	0	0	0	0	0	0	0	0	0	0	53	36.2	30 to 40	86.8	10	18.9
21/09/2021	22:00	0	0	4	24	16	8	2	0	0	0	0	0	0	0	0	0	0	0	0	54	36.2	30 to 40	88.9	10	18.5
21/09/2021	23:00	1	6	7	11	12	3	1	0	0	1	0	0	0	0	0	0	0	0	0	42	34.6	25 to 35	71.4	5	11.9
24 Hr Summary		18	57	128	407	292	136	21	2	0	1	0	0	0	0	0	0	0	0	0	1062	35	30 to 40	78.6	160	15.1

Incoming Histogram

2022 Jan Westfield Road flashing

from Tue-Sep-21-2021-03-00-PM to Fri-Jan-14-2022-01-59-PM

Date	Starting Hr:min	<15	15 to <20	20 to <25	25 to <30	30 to <35	35 to <40	40 to <45	45 to <50	50 to <55	55 to <60	60 to <65	65 to <70	70 to <75	75 to <80	80 to <85	85 to <90	90 to <95	95 to <100	100 to >105	Total Counts	85pct Speed	10MPH Pace	% in pace	# of Speeders	% Speeders
22/09/2021	00:00	0	0	4	9	6	6	1	1	0	0	0	0	0	0	0	0	0	0	0	27	38.3	30 to 40	77.8	8	29.6
22/09/2021	01:00	0	0	1	4	2	3	0	0	0	0	0	0	0	0	0	0	0	0	0	10	36.7	30 to 40	90.0	3	30.0
22/09/2021	02:00	0	0	0	1	0	0	0	0	0	0	0	0	0	0	0	0	0	0	0	1	30	20 to 30	100.0	*	*
22/09/2021	03:00	1	0	0	0	0	2	0	0	0	0	0	0	0	0	0	0	0	0	0	3	40	30 to 40	66.7	2	66.7
22/09/2021	04:00	1	1	0	0	0	0	0	0	0	0	0	0	0	0	0	0	0	0	0	2	20	10 to 20	100.0	*	*
22/09/2021	05:00	3	0	1	0	0	0	0	0	0	0	0	0	0	0	0	0	0	0	0	4	15	15 to 25	100.0	*	*
22/09/2021	06:00	0	0	0	3	3	0	1	0	0	0	0	0	0	0	0	0	0	0	0	7	35	25 to 35	85.7	1	14.3
22/09/2021	07:00	0	1	2	6	3	5	1	1	0	0	0	0	0	0	0	0	0	0	0	19	39	30 to 40	73.7	7	36.8
22/09/2021	08:00	0	0	5	41	45	14	3	0	0	0	0	0	0	0	0	0	0	0	0	108	35.4	30 to 40	92.6	17	15.7
22/09/2021	09:00	1	1	11	38	43	10	4	0	0	0	0	0	0	0	0	0	0	0	0	108	34.8	25 to 35	85.2	14	13.0
22/09/2021	10:00	1	1	7	29	37	17	2	0	0	0	0	0	0	0	0	0	0	0	0	94	36.5	30 to 40	88.3	19	20.2
22/09/2021	11:00	2	1	10	24	29	11	3	0	0	0	0	0	0	0	0	0	0	0	0	80	35.9	30 to 40	80.0	14	17.5
22/09/2021	12:00	0	2	15	24	18	14	1	0	0	0	0	0	0	0	0	0	0	0	0	74	36.4	25 to 35	77.0	15	20.3
22/09/2021	13:00	1	2	9	37	30	11	0	0	0	0	0	0	0	0	0	0	0	0	0	90	34.5	30 to 40	86.7	11	12.2
22/09/2021	14:00	5	6	13	52	37	15	3	1	0	0	0	0	0	0	0	0	0	0	0	132	34.9	30 to 40	78.8	19	14.4
22/09/2021	15:00	0	6	13	44	33	12	2	0	0	0	0	0	0	0	0	0	0	0	0	110	34.7	25 to 35	81.8	14	12.7
22/09/2021	16:00	3	5	19	45	38	9	3	1	0	0	0	0	0	0	0	0	0	0	0	123	34.3	25 to 35	82.9	13	10.6
22/09/2021	17:00	3	11	14	55	52	18	4	0	0	0	0	0	0	0	0	0	0	0	0	157	34.8	30 to 40	79.6	22	14.0
22/09/2021	18:00	1	11	31	62	61	38	6	1	0	0	0	0	0	0	0	0	0	0	0	211	36.7	30 to 40	76.3	45	21.3
22/09/2021	19:00	0	2	11	55	52	26	1	0	0	0	0	0	0	0	0	0	0	0	0	147	36	30 to 40	90.5	27	18.4
22/09/2021	20:00	0	6	16	47	34	11	3	0	0	0	0	0	0	0	0	0	0	0	0	117	34.4	25 to 35	82.9	14	12.0
22/09/2021	21:00	0	1	10	29	29	10	0	0	0	0	0	0	0	0	0	0	0	0	0	79	34.7	25 to 35	86.1	10	12.7
22/09/2021	22:00	0	1	6	9	22	3	2	0	1	0	0	0	0	0	0	0	0	0	0	44	34.8	25 to 35	84.1	6	13.6
22/09/2021	23:00	0	0	1	6	13	3	1	0	0	0	0	0	0	0	0	0	0	0	0	24	35	30 to 40	91.7	4	16.7
24 Hr Summary		22	58	199	620	587	238	41	5	1	0	0	0	0	0	0	0	0	0	0	1771	35.4	30 to 40	81.6	285	16.1

Incoming Histogram

2022 Jan Westfield Road flashing

from Tue-Sep-21-2021-03-00-PM to Fri-Jan-14-2022-01-59-PM

Date	Starting Hr:min	<15	15 to <20	20 to <25	25 to <30	30 to <35	35 to <40	40 to <45	45 to <50	50 to <55	55 to <60	60 to <65	65 to <70	70 to <75	75 to <80	80 to <85	85 to <90	90 to <95	95 to <100	100 to >105	Total Counts	85pct Speed	10MPH Pace	% in pace	# of Speeders	% Speeders
23/09/2021	00:00	0	1	0	5	5	2	1	0	0	0	0	0	0	0	0	0	0	0	0	14	37.5	30 to 40	85.7	3	21.4
23/09/2021	01:00	0	0	0	1	2	2	1	0	0	0	0	0	0	0	0	0	0	0	0	6	40	30 to 40	83.3	3	50.0
23/09/2021	02:00	1	0	0	0	1	1	0	0	1	0	0	0	0	0	0	0	0	0	0	4	40	30 to 40	50.0	2	50.0
23/09/2021	03:00	0	0	0	0	0	0	0	1	0	0	0	0	0	0	0	0	0	0	0	1	50	40 to 50	100.0	1	100.0
23/09/2021	04:00	1	4	0	0	2	1	0	0	0	0	0	0	0	0	0	0	0	0	0	8	35	10 to 20	62.5	1	12.5
23/09/2021	05:00	1	1	0	2	0	0	0	0	0	0	0	0	0	0	0	0	0	0	0	4	27.5	20 to 30	75.0	*	*
23/09/2021	06:00	0	1	1	1	2	2	0	0	0	0	0	0	0	0	0	0	0	0	0	7	37.5	30 to 40	71.4	2	28.6
23/09/2021	07:00	0	0	2	11	4	5	0	1	0	0	0	0	0	0	0	0	0	0	0	23	38	30 to 40	87.0	6	26.1
23/09/2021	08:00	2	0	6	32	41	9	2	0	0	0	0	0	0	0	0	0	0	0	0	92	34.6	30 to 40	89.1	11	12.0
23/09/2021	09:00	0	1	13	47	44	18	4	0	0	0	0	0	0	0	0	0	0	0	0	127	35.8	30 to 40	85.8	22	17.3
23/09/2021	10:00	0	2	9	41	25	6	3	0	0	0	0	0	0	0	0	0	0	0	0	86	34.2	25 to 35	87.2	9	10.5
23/09/2021	11:00	0	1	6	24	23	16	2	0	0	0	0	0	0	0	0	0	0	0	0	72	37.2	30 to 40	87.5	18	25.0
23/09/2021	12:00	0	3	9	26	33	11	5	0	0	0	0	0	0	0	0	0	0	0	0	87	36.4	30 to 40	80.5	16	18.4
23/09/2021	13:00	2	3	6	35	40	12	1	0	0	0	0	0	0	0	0	0	0	0	0	99	34.8	30 to 40	87.9	13	13.1
23/09/2021	14:00	4	2	6	34	37	20	4	0	0	0	0	0	0	0	0	0	0	0	0	107	37	30 to 40	85.0	24	22.4
23/09/2021	15:00	1	5	7	20	32	11	5	0	0	0	0	0	0	0	0	0	0	0	0	81	36.8	30 to 40	77.8	16	19.8
23/09/2021	16:00	0	4	20	66	43	6	5	0	0	0	0	0	0	0	0	0	0	0	0	144	33.7	25 to 35	89.6	11	7.6
23/09/2021	17:00	4	15	17	55	53	28	4	1	0	0	0	0	0	0	0	0	0	0	0	177	36.1	30 to 40	76.8	33	18.6
23/09/2021	18:00	2	5	26	55	64	29	0	0	0	0	0	0	0	0	0	0	0	0	0	181	35.3	30 to 40	81.8	29	16.0
23/09/2021	19:00	0	2	16	43	62	18	1	1	0	0	0	0	0	0	0	0	0	0	0	143	34.9	30 to 40	86.0	20	14.0
23/09/2021	20:00	0	1	20	35	38	13	2	0	0	0	0	0	0	0	0	0	0	0	0	109	34.9	25 to 35	85.3	15	13.8
23/09/2021	21:00	0	1	5	26	22	8	1	0	0	0	0	0	0	0	0	0	0	0	0	63	35	30 to 40	88.9	9	14.3
23/09/2021	22:00	0	0	4	25	12	5	4	0	0	0	0	0	0	0	0	0	0	0	0	50	36	30 to 40	84.0	9	18.0
23/09/2021	23:00	0	0	3	12	10	5	3	0	0	1	0	0	0	0	0	0	0	0	0	34	39	30 to 40	79.4	9	26.5
24 Hr Summary		18	52	176	596	595	228	48	4	1	1	0	0	0	0	0	0	0	0	0	1719	35.5	30 to 40	82.5	282	16.4

Incoming Histogram

2022 Jan Westfield Road flashing

from Tue-Sep-21-2021-03-00-PM to Fri-Jan-14-2022-01-59-PM

Date	Starting Hr:min	<15	15 to <20	20 to <25	25 to <30	30 to <35	35 to <40	40 to <45	45 to <50	50 to <55	55 to <60	60 to <65	65 to <70	70 to <75	75 to <80	80 to <85	85 to <90	90 to <95	95 to <100	100 to >105	Total Counts	85pct Speed	10MPH Pace	% in pace	# of Speeders	% Speeders
24/09/2021	00:00	0	0	0	2	4	5	1	0	0	0	0	0	0	0	0	0	0	0	0	12	39	30 to 40	91.7	6	50.0
24/09/2021	01:00	0	0	1	1	1	4	3	0	0	0	0	0	0	0	0	0	0	0	0	10	41.7	35 to 45	80.0	7	70.0
24/09/2021	02:00	0	0	0	0	2	1	1	0	0	0	0	0	0	0	0	0	0	0	0	4	40	35 to 45	100.0	2	50.0
24/09/2021	03:00	0	1	0	2	2	0	0	0	0	0	0	0	0	0	0	0	0	0	0	5	32.5	25 to 35	80.0	*	*
24/09/2021	04:00	0	2	0	0	1	0	0	0	0	0	0	0	0	0	0	0	0	0	0	3	35	10 to 20	66.7	*	*
24/09/2021	05:00	1	0	0	2	0	0	0	0	0	0	0	0	0	0	0	0	0	0	0	3	30	20 to 30	66.7	*	*
24/09/2021	06:00	0	2	1	6	2	0	3	0	0	0	0	0	0	0	0	0	0	0	0	14	41.7	20 to 30	64.3	3	21.4
24/09/2021	07:00	0	0	1	9	3	1	0	0	0	0	0	0	0	0	0	0	0	0	0	14	33.3	25 to 35	92.9	1	7.1
24/09/2021	08:00	2	1	6	28	33	11	2	1	0	0	0	0	0	0	0	0	0	0	0	84	35.5	30 to 40	85.7	14	16.7
24/09/2021	09:00	1	4	12	44	46	16	2	0	0	0	0	0	0	0	0	0	0	0	0	125	34.9	30 to 40	84.8	18	14.4
24/09/2021	10:00	0	3	8	27	33	20	1	0	1	0	0	0	0	0	0	0	0	0	0	93	37	30 to 40	86.0	22	23.7
24/09/2021	11:00	3	1	13	39	34	11	2	0	0	0	0	0	0	0	0	0	0	0	0	103	34.7	25 to 35	83.5	13	12.6
24/09/2021	12:00	3	6	16	30	23	9	1	0	0	0	0	0	0	0	0	0	0	0	0	88	34.3	25 to 35	78.4	10	11.4
24/09/2021	13:00	5	0	12	41	39	11	3	1	0	0	0	0	0	0	0	0	0	0	0	112	34.7	25 to 35	82.1	15	13.4
24/09/2021	14:00	3	4	8	46	41	11	4	0	0	0	0	0	0	0	0	0	0	0	0	117	34.6	30 to 40	83.8	15	12.8
24/09/2021	15:00	1	5	17	59	56	13	8	0	0	0	0	0	0	0	0	0	0	0	0	159	34.7	25 to 35	83.0	21	13.2
24/09/2021	16:00	0	9	24	65	69	19	0	1	0	0	0	0	0	0	0	0	0	0	0	187	34.4	25 to 35	84.5	20	10.7
24/09/2021	17:00	1	11	20	58	55	21	3	0	0	0	0	0	0	0	0	0	0	0	0	169	34.9	30 to 40	79.3	24	14.2
24/09/2021	18:00	0	5	15	63	63	31	9	2	0	0	0	0	0	0	0	0	0	0	0	188	37.3	30 to 40	83.5	42	22.3
24/09/2021	19:00	1	2	14	46	42	21	5	0	0	0	0	0	0	0	0	0	0	0	0	131	36.4	30 to 40	83.2	26	19.8
24/09/2021	20:00	0	2	5	31	32	11	3	1	0	0	0	0	0	0	0	0	0	0	0	85	35.9	30 to 40	87.1	15	17.6
24/09/2021	21:00	0	1	11	22	30	9	6	1	0	0	0	0	0	0	0	0	0	0	0	80	37.2	25 to 35	78.8	16	20.0
24/09/2021	22:00	0	1	3	25	15	3	0	1	0	0	0	0	0	0	0	0	0	0	0	48	34	25 to 35	89.6	4	8.3
24/09/2021	23:00	0	1	4	14	16	11	3	1	1	0	0	0	0	0	0	0	0	0	0	51	38.6	30 to 40	80.4	16	31.4
24 Hr Summary		21	61	191	660	642	239	60	9	2	0	0	0	0	0	0	0	0	0	0	1885	35.6	30 to 40	81.8	310	16.4

Incoming Histogram

2022 Jan Westfield Road flashing

from Tue-Sep-21-2021-03-00-PM to Fri-Jan-14-2022-01-59-PM

Date	Starting Hr:min	<15	15 to <20	20 to <25	25 to <30	30 to <35	35 to <40	40 to <45	45 to <50	50 to <55	55 to <60	60 to <65	65 to <70	70 to <75	75 to <80	80 to <85	85 to <90	90 to <95	95 to <100	100 to >105	Total Counts	85pct Speed	10MPH Pace	% in pace	# of Speeders	% Speeders
25/09/2021	00:00	0	0	2	6	7	2	2	1	0	0	0	0	0	0	0	0	0	0	0	20	40	25 to 35	75.0	5	25.0
25/09/2021	01:00	0	0	0	3	8	6	2	1	0	0	0	0	0	0	0	0	0	0	0	20	40	30 to 40	85.0	9	45.0
25/09/2021	02:00	0	0	0	2	4	0	2	1	0	0	0	0	0	0	0	0	0	0	0	9	45	25 to 35	66.7	3	33.3
25/09/2021	03:00	0	0	1	1	1	1	0	0	0	0	0	0	0	0	0	0	0	0	0	4	35	25 to 35	75.0	1	25.0
25/09/2021	04:00	0	0	0	1	0	1	0	0	0	0	0	0	0	0	0	0	0	0	0	2	40	30 to 40	100.0	1	50.0
25/09/2021	05:00	0	0	0	1	2	0	1	0	0	0	0	0	0	0	0	0	0	0	0	4	35	25 to 35	75.0	1	25.0
25/09/2021	06:00	0	0	0	2	1	1	0	0	0	0	0	0	0	0	0	0	0	0	0	4	35	30 to 40	100.0	1	25.0
25/09/2021	07:00	0	0	1	0	3	3	1	0	0	0	0	0	0	0	0	0	0	0	0	8	40	35 to 45	87.5	4	50.0
25/09/2021	08:00	0	1	5	6	9	3	0	0	0	0	0	0	0	0	0	0	0	0	0	24	34.4	25 to 35	83.3	3	12.5
25/09/2021	09:00	0	3	3	11	19	6	2	1	0	0	0	0	0	0	0	0	0	0	0	45	36.7	30 to 40	80.0	9	20.0
25/09/2021	10:00	1	1	6	26	24	11	0	2	0	0	0	0	0	0	0	0	0	0	0	71	35.9	30 to 40	85.9	13	18.3
25/09/2021	11:00	0	3	10	39	34	13	1	1	0	0	0	0	0	0	0	0	0	0	0	101	35	30 to 40	85.1	15	14.9
25/09/2021	12:00	0	2	11	48	27	13	2	0	0	0	0	0	0	0	0	0	0	0	0	103	35	30 to 40	85.4	15	14.6
25/09/2021	13:00	1	3	11	37	45	14	6	0	0	0	0	0	0	0	0	0	0	0	0	117	35.7	30 to 40	82.1	20	17.1
25/09/2021	14:00	0	1	9	29	40	16	3	0	0	0	0	0	0	0	0	0	0	0	0	98	36.2	30 to 40	86.7	19	19.4
25/09/2021	15:00	0	0	11	34	31	19	3	2	0	0	0	0	0	0	0	0	0	0	0	100	37.4	30 to 40	84.0	24	24.0
25/09/2021	16:00	1	5	13	41	34	17	4	0	0	0	0	0	0	0	0	0	0	0	0	115	36.2	30 to 40	80.0	21	18.3
25/09/2021	17:00	0	1	4	33	37	16	5	0	0	0	0	0	0	0	0	0	0	0	0	96	37.2	30 to 40	89.6	21	21.9
25/09/2021	18:00	0	0	8	31	47	17	1	0	0	0	0	0	0	0	0	0	0	0	0	104	35.6	30 to 40	91.3	18	17.3
25/09/2021	19:00	0	2	10	31	38	18	3	1	0	0	0	0	0	0	0	0	0	0	0	103	36.9	30 to 40	84.5	22	21.4
25/09/2021	20:00	0	0	4	16	34	7	3	2	1	0	0	0	0	0	0	0	0	0	0	67	37.1	30 to 40	85.1	13	19.4
25/09/2021	21:00	0	0	2	6	9	8	2	0	0	0	0	0	0	0	0	0	0	0	0	27	38.8	30 to 40	85.2	10	37.0
25/09/2021	22:00	0	0	2	7	12	10	6	0	0	0	0	0	0	0	0	0	0	0	0	37	40	30 to 40	78.4	16	43.2
25/09/2021	23:00	0	0	1	9	10	2	1	0	1	0	0	0	0	0	0	0	0	0	0	24	35	30 to 40	87.5	4	16.7
24 Hr Summary		3	22	114	420	476	204	50	12	2	0	0	0	0	0	0	0	0	0	0	1303	36.8	30 to 40	84.4	268	20.6

Incoming Histogram

2022 Jan Westfield Road flashing

from Tue-Sep-21-2021-03-00-PM to Fri-Jan-14-2022-01-59-PM

Date	Starting Hr:min	<15	15 to <20	20 to <25	25 to <30	30 to <35	35 to <40	40 to <45	45 to <50	50 to <55	55 to <60	60 to <65	65 to <70	70 to <75	75 to <80	80 to <85	85 to <90	90 to <95	95 to <100	100 to >105	Total Counts	85pct Speed	10MPH Pace	% in pace	# of Speeders	% Speeders
26/09/2021	00:00	0	0	0	7	13	8	3	0	0	0	0	0	0	0	0	0	0	0	0	31	38.8	30 to 40	90.3	11	35.5
26/09/2021	01:00	1	0	1	6	5	5	0	0	1	0	0	0	0	0	0	0	0	0	0	19	38	30 to 40	84.2	6	31.6
26/09/2021	02:00	0	0	2	4	6	2	1	1	1	0	0	0	0	0	0	0	0	0	0	17	40	25 to 35	70.6	5	29.4
26/09/2021	03:00	0	0	0	1	2	1	0	0	0	0	0	0	0	0	0	0	0	0	0	4	35	30 to 40	100.0	1	25.0
26/09/2021	04:00	0	0	1	1	1	0	0	0	0	0	0	0	0	0	0	0	0	0	0	3	35	25 to 35	100.0	*	*
26/09/2021	05:00	0	0	1	1	2	1	0	0	0	0	0	0	0	0	0	0	0	0	0	5	35	25 to 35	80.0	1	20.0
26/09/2021	06:00	0	0	1	2	1	2	0	0	0	0	0	0	0	0	0	0	0	0	0	6	37.5	30 to 40	83.3	2	33.3
26/09/2021	07:00	0	0	0	6	4	4	3	0	0	0	0	0	0	0	0	0	0	0	0	17	40	30 to 40	82.4	7	41.2
26/09/2021	08:00	0	0	1	6	14	8	4	1	0	0	0	0	0	0	0	0	0	0	0	34	40	30 to 40	82.4	13	38.2
26/09/2021	09:00	0	7	4	31	20	10	5	1	0	0	0	0	0	0	0	0	0	0	0	78	37	30 to 40	78.2	16	20.5
26/09/2021	10:00	0	2	6	13	29	16	5	2	0	0	0	0	0	0	0	0	0	0	0	73	38.8	30 to 40	79.5	23	31.5
26/09/2021	11:00	2	4	12	21	33	15	1	1	0	0	0	0	0	0	0	0	0	0	0	89	36.3	30 to 40	77.5	17	19.1
26/09/2021	12:00	0	0	12	26	35	16	3	0	0	0	0	0	0	0	0	0	0	0	0	92	36.6	30 to 40	83.7	19	20.7
26/09/2021	13:00	0	2	12	32	39	18	2	0	0	0	0	0	0	0	0	0	0	0	0	105	36.1	30 to 40	84.8	20	19.0
26/09/2021	14:00	2	4	7	40	41	24	2	1	0	0	0	0	0	0	0	0	0	0	0	121	36.9	30 to 40	86.8	27	22.3
26/09/2021	15:00	1	3	10	32	34	15	1	2	0	0	0	0	0	0	0	0	0	0	0	98	36	30 to 40	82.7	18	18.4
26/09/2021	16:00	0	3	9	33	29	9	4	0	0	0	0	0	0	0	0	0	0	0	0	87	35	25 to 35	81.6	13	14.9
26/09/2021	17:00	0	0	8	25	38	6	1	1	0	0	0	0	0	0	0	0	0	0	0	79	34.5	25 to 35	89.9	8	10.1
26/09/2021	18:00	2	15	11	30	28	14	6	0	0	0	0	0	0	0	0	0	0	0	0	106	36.4	30 to 40	67.9	20	18.9
26/09/2021	19:00	0	0	9	27	30	13	3	0	0	0	0	0	0	0	0	0	0	0	0	82	36.5	30 to 40	85.4	16	19.5
26/09/2021	20:00	1	2	6	23	27	10	0	0	1	0	0	0	0	0	0	0	0	0	0	70	35.5	30 to 40	85.7	11	15.7
26/09/2021	21:00	0	1	8	16	22	6	1	1	0	0	0	0	0	0	0	0	0	0	0	55	35	25 to 35	83.6	8	14.5
26/09/2021	22:00	0	0	0	5	7	11	0	0	0	0	0	0	0	0	0	0	0	0	0	23	38.6	30 to 40	100.0	11	47.8
26/09/2021	23:00	0	0	1	7	3	3	0	0	0	0	0	0	0	0	0	0	0	0	0	14	36.7	30 to 40	92.9	3	21.4
24 Hr Summary		9	43	122	395	463	217	45	11	3	0	0	0	0	0	0	0	0	0	0	1308	36.8	30 to 40	82.2	276	21.1

Incoming Histogram

2022 Jan Westfield Road flashing

from Tue-Sep-21-2021-03-00-PM to Fri-Jan-14-2022-01-59-PM

Date	Starting Hr:min	<15	15 to <20	20 to <25	25 to <30	30 to <35	35 to <40	40 to <45	45 to <50	50 to <55	55 to <60	60 to <65	65 to <70	70 to <75	75 to <80	80 to <85	85 to <90	90 to <95	95 to <100	100 to >105	Total Counts	85pct Speed	10MPH Pace	% in pace	# of Speeders	% Speeders	
27/09/2021	00:00	0	0	1	1	5	3	2	0	0	0	0	0	0	0	0	0	0	0	0	12	40	35 to 45	83.3	5	41.7	
27/09/2021	01:00	0	0	0	1	2	0	0	0	0	0	0	0	0	0	0	0	0	0	0	3	35	25 to 35	100.0	*	*	
27/09/2021	02:00	0	1	1	0	0	0	0	0	0	0	0	0	0	0	0	0	0	0	0	2	25	15 to 25	100.0	*	*	
27/09/2021	03:00	0	0	0	0	0	0	0	0	0	0	0	0	0	0	0	0	0	0	0	0	0	0	*	*	*	*
27/09/2021	04:00	3	4	0	1	0	0	0	0	0	0	0	0	0	0	0	0	0	0	0	8	20	10 to 20	87.5	*	*	
27/09/2021	05:00	3	1	0	4	1	0	0	0	0	0	0	0	0	0	0	0	0	0	0	9	30	20 to 30	55.6	*	*	
27/09/2021	06:00	0	0	0	2	4	1	1	0	0	0	0	0	0	0	0	0	0	0	0	8	40	30 to 40	87.5	2	25.0	
27/09/2021	07:00	0	0	1	3	9	1	0	0	0	0	0	0	0	0	0	0	0	0	0	14	34.4	25 to 35	92.9	1	7.1	
27/09/2021	08:00	0	2	7	35	29	8	2	0	0	0	0	0	0	0	0	0	0	0	0	83	34.7	30 to 40	86.7	10	12.0	
27/09/2021	09:00	1	4	21	51	50	12	0	0	0	0	0	0	0	0	0	0	0	0	0	139	34.1	25 to 35	87.8	12	8.6	
27/09/2021	10:00	1	1	5	14	26	10	2	0	0	0	0	0	0	0	0	0	0	0	0	59	36.5	30 to 40	84.7	12	20.3	
27/09/2021	11:00	0	0	7	21	22	8	2	1	0	0	0	0	0	0	0	0	0	0	0	61	36.2	30 to 40	83.6	11	18.0	
27/09/2021	12:00	1	1	4	25	22	8	3	0	0	0	0	0	0	0	0	0	0	0	0	64	35.6	30 to 40	85.9	11	17.2	
27/09/2021	13:00	3	2	5	19	24	14	1	0	0	0	0	0	0	0	0	0	0	0	0	68	36.8	30 to 40	83.8	15	22.1	
27/09/2021	14:00	2	6	3	31	27	12	3	0	0	0	0	0	0	0	0	0	0	0	0	84	35.8	30 to 40	83.3	15	17.9	
27/09/2021	15:00	2	3	12	50	30	16	2	0	0	0	0	0	0	0	0	0	0	0	0	115	35.3	30 to 40	83.5	18	15.7	
27/09/2021	16:00	0	0	15	57	35	16	10	0	0	0	0	0	0	0	0	0	0	0	0	133	36.9	30 to 40	81.2	26	19.5	
27/09/2021	17:00	3	13	14	51	45	23	4	1	0	0	0	0	0	0	0	0	0	0	0	154	36.1	30 to 40	77.3	28	18.2	
27/09/2021	18:00	3	5	16	64	65	16	1	0	0	0	0	0	0	0	0	0	0	0	0	170	34.3	25 to 35	85.3	17	10.0	
27/09/2021	19:00	0	2	15	74	41	20	2	0	0	0	0	0	0	0	0	0	0	0	0	154	34.9	30 to 40	87.7	22	14.3	
27/09/2021	20:00	0	5	19	48	19	9	1	0	0	0	0	0	0	0	0	0	0	0	0	101	33.7	25 to 35	85.1	10	9.9	
27/09/2021	21:00	0	1	9	18	12	6	1	0	1	0	0	0	0	0	0	0	0	0	0	48	35.8	25 to 35	81.3	8	16.7	
27/09/2021	22:00	0	1	1	7	12	8	4	1	0	0	0	0	0	0	0	0	0	0	0	34	40	30 to 40	79.4	13	38.2	
27/09/2021	23:00	0	0	3	6	7	5	0	0	0	0	0	0	0	0	0	0	0	0	0	21	37	30 to 40	85.7	5	23.8	
24 Hr Summary		22	52	159	583	487	196	41	3	1	0	0	0	0	0	0	0	0	0	0	1544	35.2	30 to 40	82.0	241	15.6	

Incoming Histogram

2022 Jan Westfield Road flashing

from Tue-Sep-21-2021-03-00-PM to Fri-Jan-14-2022-01-59-PM

Date	Starting Hr:min	<15	15 to <20	20 to <25	25 to <30	30 to <35	35 to <40	40 to <45	45 to <50	50 to <55	55 to <60	60 to <65	65 to <70	70 to <75	75 to <80	80 to <85	85 to <90	90 to <95	95 to <100	100 to >105	Total Counts	85pct Speed	10MPH Pace	% in pace	# of Speeders	% Speeders
28/09/2021	00:00	0	0	1	2	4	5	0	0	0	0	0	0	0	0	0	0	0	0	0	12	38	30 to 40	91.7	5	41.7
28/09/2021	01:00	0	0	0	3	2	3	1	0	0	0	0	0	0	0	0	0	0	0	0	9	40	30 to 40	88.9	4	44.4
28/09/2021	02:00	0	0	0	0	0	1	1	0	0	0	0	0	0	0	0	0	0	0	0	2	45	35 to 45	100.0	2	100.0
28/09/2021	03:00	0	0	0	0	1	2	0	0	0	0	0	0	0	0	0	0	0	0	0	3	40	30 to 40	100.0	2	66.7
28/09/2021	04:00	2	2	0	1	0	0	0	0	0	0	0	0	0	0	0	0	0	0	0	5	20	10 to 20	80.0	*	*
28/09/2021	05:00	1	0	0	0	0	1	0	0	0	0	0	0	0	0	0	0	0	0	0	2	40	5 to 15	50.0	1	50.0
28/09/2021	06:00	0	1	1	3	1	3	1	0	0	0	0	0	0	0	0	0	0	0	0	10	38.3	30 to 40	70.0	4	40.0
28/09/2021	07:00	1	0	2	12	4	2	1	1	1	0	0	0	0	0	0	0	0	0	0	24	37.5	25 to 35	75.0	5	20.8
28/09/2021	08:00	1	0	6	44	33	8	3	0	0	0	0	0	0	0	0	0	0	0	0	95	34.5	30 to 40	89.5	11	11.6
28/09/2021	09:00	0	2	12	39	39	17	5	0	0	0	0	0	0	0	0	0	0	0	0	114	36.5	30 to 40	83.3	22	19.3
28/09/2021	10:00	0	0	7	18	31	10	2	0	0	0	0	0	0	0	0	0	0	0	0	68	36	30 to 40	86.8	12	17.6
28/09/2021	11:00	1	5	6	26	27	8	1	1	0	0	0	0	0	0	0	0	0	0	0	75	34.8	30 to 40	81.3	10	13.3
28/09/2021	12:00	1	0	4	33	22	8	1	0	0	0	0	0	0	0	0	0	0	0	0	69	34.8	30 to 40	91.3	9	13.0
28/09/2021	13:00	1	2	6	46	32	10	1	1	0	0	0	0	0	0	0	0	0	0	0	99	34.5	30 to 40	88.9	12	12.1
28/09/2021	14:00	3	6	7	29	19	11	3	0	0	0	0	0	0	0	0	0	0	0	0	78	35.9	30 to 40	75.6	14	17.9
28/09/2021	15:00	1	1	7	32	37	17	4	0	0	0	0	0	0	0	0	0	0	0	0	99	36.8	30 to 40	86.9	21	21.2
28/09/2021	16:00	0	3	18	46	37	17	2	0	0	0	0	0	0	0	0	0	0	0	0	123	35.3	25 to 35	82.1	19	15.4
28/09/2021	17:00	6	11	14	56	46	16	1	1	0	0	0	0	0	0	0	0	0	0	0	151	34.5	30 to 40	78.1	18	11.9
28/09/2021	18:00	3	8	15	61	60	25	1	0	0	0	0	0	0	0	0	0	0	0	0	173	35	30 to 40	84.4	26	15.0
28/09/2021	19:00	0	2	24	50	38	12	6	0	0	0	0	0	0	0	0	0	0	0	0	132	34.7	25 to 35	84.8	18	13.6
28/09/2021	20:00	0	1	6	29	22	8	4	0	0	0	0	0	0	0	0	0	0	0	0	70	36.2	30 to 40	84.3	12	17.1
28/09/2021	21:00	0	1	4	22	22	8	1	0	0	0	0	0	0	0	0	0	0	0	0	58	35	30 to 40	89.7	9	15.5
28/09/2021	22:00	0	1	1	15	7	6	2	0	0	0	0	0	0	0	0	0	0	0	0	32	37.5	30 to 40	87.5	8	25.0
28/09/2021	23:00	0	0	4	13	9	4	1	0	0	0	0	0	0	0	0	0	0	0	0	31	35	25 to 35	83.9	5	16.1
24 Hr Summary		21	46	145	580	493	202	42	4	1	0	0	0	0	0	0	0	0	0	0	1534	35.5	30 to 40	83.1	249	16.2

Incoming Histogram

2022 Jan Westfield Road flashing

from Tue-Sep-21-2021-03-00-PM to Fri-Jan-14-2022-01-59-PM

Date	Starting Hr:min	<15	15 to <20	20 to <25	25 to <30	30 to <35	35 to <40	40 to <45	45 to <50	50 to <55	55 to <60	60 to <65	65 to <70	70 to <75	75 to <80	80 to <85	85 to <90	90 to <95	95 to <100	100 to >105	Total Counts	85pct Speed	10MPH Pace	% in pace	# of Speeders	% Speeders
29/09/2021	00:00	0	0	1	8	5	2	1	0	0	0	0	0	0	0	0	0	0	0	0	17	35	30 to 40	88.2	3	17.6
29/09/2021	01:00	0	0	1	1	1	2	0	0	0	0	0	0	0	0	0	0	0	0	0	5	37.5	30 to 40	80.0	2	40.0
29/09/2021	02:00	0	0	0	0	0	0	0	0	0	0	0	0	0	0	0	0	0	0	0	0	0	*	*	*	*
29/09/2021	03:00	0	0	1	0	0	0	0	0	0	0	0	0	0	0	0	0	0	0	0	1	25	15 to 25	100.0	*	*
29/09/2021	04:00	2	1	0	0	0	0	0	0	0	0	0	0	0	0	0	0	0	0	0	3	20	10 to 20	100.0	*	*
29/09/2021	05:00	3	0	1	1	0	0	0	0	0	0	0	0	0	0	0	0	0	0	0	5	25	15 to 25	80.0	*	*
29/09/2021	06:00	0	0	0	3	3	1	0	0	0	0	0	0	0	0	0	0	0	0	0	7	35	30 to 40	100.0	1	14.3
29/09/2021	07:00	0	1	1	7	7	1	0	1	0	0	0	0	0	0	0	0	0	0	0	18	34.3	25 to 35	83.3	2	11.1
29/09/2021	08:00	1	1	6	59	28	7	2	0	0	0	0	0	0	0	0	0	0	0	0	104	33.8	30 to 40	90.4	9	8.7
29/09/2021	09:00	3	1	6	44	57	17	4	0	0	0	0	0	0	0	0	0	0	0	0	132	35.3	30 to 40	89.4	21	15.9
29/09/2021	10:00	0	3	7	30	21	14	1	0	0	0	0	0	0	0	0	0	0	0	0	76	36.4	30 to 40	85.5	15	19.7
29/09/2021	11:00	0	0	4	40	23	11	0	1	0	0	0	0	0	0	0	0	0	0	0	79	35	30 to 40	93.7	12	15.2
29/09/2021	12:00	0	2	8	24	29	9	1	1	0	1	0	0	0	0	0	0	0	0	0	75	35.6	30 to 40	82.7	12	16.0
29/09/2021	13:00	2	2	8	29	28	18	2	1	0	0	0	0	0	0	0	0	0	0	0	90	36.9	30 to 40	83.3	21	23.3
29/09/2021	14:00	2	7	5	29	27	8	3	0	0	0	0	0	0	0	0	0	0	0	0	81	34.8	30 to 40	79.0	11	13.6
29/09/2021	15:00	4	6	7	47	31	13	0	1	0	0	0	0	0	0	0	0	0	0	0	109	34.7	30 to 40	83.5	14	12.8
29/09/2021	16:00	1	5	17	48	45	12	5	0	0	0	0	0	0	0	0	0	0	0	0	133	34.7	25 to 35	82.7	17	12.8
29/09/2021	17:00	4	16	14	54	53	15	6	1	0	0	0	0	0	0	0	0	0	0	0	163	34.8	30 to 40	74.8	22	13.5
29/09/2021	18:00	5	6	17	55	66	24	0	1	0	0	0	0	0	0	0	0	0	0	0	174	34.9	30 to 40	83.3	25	14.4
29/09/2021	19:00	1	3	14	54	41	13	6	0	0	0	0	0	0	0	0	0	0	0	0	132	34.9	25 to 35	82.6	19	14.4
29/09/2021	20:00	0	1	12	38	27	6	2	1	0	0	0	0	0	0	0	0	0	0	0	87	34.3	25 to 35	88.5	9	10.3
29/09/2021	21:00	1	1	11	16	16	7	4	1	0	0	0	0	0	0	0	0	0	0	0	57	37.1	25 to 35	75.4	12	21.1
29/09/2021	22:00	0	0	5	15	18	6	4	0	0	0	0	0	0	0	0	0	0	0	0	48	37.5	30 to 40	81.3	10	20.8
29/09/2021	23:00	0	2	5	14	7	6	1	0	1	0	0	0	0	0	0	0	0	0	0	36	37.5	30 to 40	75.0	8	22.2
24 Hr Summary		29	58	151	616	533	192	42	9	1	1	0	0	0	0	0	0	0	0	0	1632	35	30 to 40	82.2	245	15.0

Incoming Histogram

2022 Jan Westfield Road flashing

from Tue-Sep-21-2021-03-00-PM to Fri-Jan-14-2022-01-59-PM

Date	Starting Hr:min	<15	15 to <20	20 to <25	25 to <30	30 to <35	35 to <40	40 to <45	45 to <50	50 to <55	55 to <60	60 to <65	65 to <70	70 to <75	75 to <80	80 to <85	85 to <90	90 to <95	95 to <100	100 to >105	Total Counts	85pct Speed	10MPH Pace	% in pace	# of Speeders	% Speeders
30/09/2021	00:00	0	0	2	4	5	3	5	0	0	0	0	0	0	0	0	0	0	0	0	19	42	35 to 45	68.4	8	42.1
30/09/2021	01:00	0	0	2	1	5	4	2	0	0	0	0	0	0	0	0	0	0	0	0	14	40	35 to 45	78.6	6	42.9
30/09/2021	02:00	0	0	0	0	0	0	0	0	1	0	0	0	0	0	0	0	0	0	0	1	55	45 to 55	100.0	1	100.0
30/09/2021	03:00	0	0	1	0	0	0	0	0	0	0	0	0	0	0	0	0	0	0	0	1	25	15 to 25	100.0	*	*
30/09/2021	04:00	0	2	1	0	1	0	0	0	0	0	0	0	0	0	0	0	0	0	0	4	25	15 to 25	75.0	*	*
30/09/2021	05:00	2	1	0	0	1	0	1	0	0	0	0	0	0	0	0	0	0	0	0	5	35	10 to 20	60.0	1	20.0
30/09/2021	06:00	0	0	2	4	3	0	0	0	0	0	0	0	0	0	0	0	0	0	0	9	33.3	25 to 35	100.0	*	*
30/09/2021	07:00	0	3	4	7	7	2	0	1	0	0	0	0	0	0	0	0	0	0	0	24	34.3	25 to 35	75.0	3	12.5
30/09/2021	08:00	0	0	14	42	27	7	1	0	0	0	0	0	0	0	0	0	0	0	0	91	33.9	25 to 35	91.2	8	8.8
30/09/2021	09:00	0	1	17	49	47	11	2	0	0	0	0	0	0	0	0	0	0	0	0	127	34.4	25 to 35	89.0	13	10.2
30/09/2021	10:00	0	0	9	25	33	16	5	1	0	0	0	0	0	0	0	0	0	0	0	89	37.8	30 to 40	83.1	22	24.7
30/09/2021	11:00	0	0	4	22	31	6	1	0	0	0	0	0	0	0	0	0	0	0	0	64	34.5	30 to 40	92.2	7	10.9
30/09/2021	12:00	3	2	7	30	17	8	3	0	0	0	0	0	0	0	0	0	0	0	0	70	35.6	30 to 40	78.6	11	15.7
30/09/2021	13:00	2	5	10	38	25	14	2	1	0	0	0	0	0	0	0	0	0	0	0	97	35.7	30 to 40	79.4	17	17.5
30/09/2021	14:00	2	2	5	32	36	11	1	0	0	0	0	0	0	0	0	0	0	0	0	89	34.9	30 to 40	88.8	12	13.5
30/09/2021	15:00	0	2	10	34	30	9	3	0	0	0	0	0	0	0	0	0	0	0	0	88	34.8	25 to 35	84.1	12	13.6
30/09/2021	16:00	1	3	19	43	42	14	2	0	0	0	0	0	0	0	0	0	0	0	0	124	34.6	25 to 35	83.9	16	12.9
30/09/2021	17:00	3	16	12	52	52	22	3	0	0	0	0	0	0	0	0	0	0	0	0	160	35.2	30 to 40	78.8	25	15.6
30/09/2021	18:00	3	7	11	65	52	14	1	0	0	0	0	0	0	0	0	0	0	0	0	153	34.2	30 to 40	85.6	15	9.8
30/09/2021	19:00	1	3	11	57	49	10	3	0	0	0	0	0	0	0	0	0	0	0	0	134	34.3	25 to 35	87.3	13	9.7
30/09/2021	20:00	0	1	6	37	33	7	2	1	0	0	0	0	0	0	0	0	0	0	0	87	34.5	30 to 40	88.5	10	11.5
30/09/2021	21:00	0	0	6	21	19	8	3	0	0	0	0	0	0	0	0	0	0	0	0	57	36.2	30 to 40	84.2	11	19.3
30/09/2021	22:00	0	1	5	24	16	3	4	0	1	0	0	0	0	0	0	0	0	0	0	54	35	25 to 35	83.3	8	14.8
30/09/2021	23:00	0	1	4	12	12	8	0	0	0	0	0	0	0	0	0	0	0	0	0	37	36.2	30 to 40	86.5	8	21.6
24 Hr Summary		17	50	162	599	543	177	44	4	2	0	0	0	0	0	0	0	0	0	0	1598	34.9	30 to 40	82.5	227	14.2

Incoming Histogram

2022 Jan Westfield Road flashing

from Tue-Sep-21-2021-03-00-PM to Fri-Jan-14-2022-01-59-PM

Date	Starting Hr:min	<15	15 to <20	20 to <25	25 to <30	30 to <35	35 to <40	40 to <45	45 to <50	50 to <55	55 to <60	60 to <65	65 to <70	70 to <75	75 to <80	80 to <85	85 to <90	90 to <95	95 to <100	100 to >105	Total Counts	85pct Speed	10MPH Pace	% in pace	# of Speeders	% Speeders
01/10/2021	00:00	0	0	0	6	4	8	2	0	0	0	0	0	0	0	0	0	0	0	0	20	39.4	30 to 40	90.0	10	50.0
01/10/2021	01:00	0	0	0	3	6	3	0	1	0	0	0	0	0	0	0	0	0	0	0	13	38.3	30 to 40	92.3	4	30.8
01/10/2021	02:00	0	0	0	1	0	0	2	0	0	0	0	0	0	0	0	0	0	0	0	3	45	35 to 45	66.7	2	66.7
01/10/2021	03:00	0	1	0	1	0	0	0	1	0	0	0	0	0	0	0	0	0	0	0	3	50	20 to 30	66.7	1	33.3
01/10/2021	04:00	1	1	0	0	2	0	0	0	0	0	0	0	0	0	0	0	0	0	0	4	32.5	10 to 20	50.0	*	*
01/10/2021	05:00	0	1	0	0	1	1	0	0	0	0	0	0	0	0	0	0	0	0	0	3	40	30 to 40	66.7	1	33.3
01/10/2021	06:00	0	1	5	4	2	1	1	0	0	0	0	0	0	0	0	0	0	0	0	14	35	25 to 35	78.6	2	14.3
01/10/2021	07:00	0	1	2	8	7	5	0	0	0	0	0	0	0	0	0	0	0	0	0	23	37	30 to 40	87.0	5	21.7
01/10/2021	08:00	4	1	8	44	20	9	2	1	0	0	0	0	0	0	0	0	0	0	0	89	34.8	30 to 40	82.0	12	13.5
01/10/2021	09:00	0	5	23	40	45	12	3	0	0	0	0	0	0	0	0	0	0	0	0	128	34.6	25 to 35	84.4	15	11.7
01/10/2021	10:00	1	4	9	39	31	9	2	0	0	0	0	0	0	0	0	0	0	0	0	95	34.5	25 to 35	83.2	11	11.6
01/10/2021	11:00	2	0	13	35	26	12	0	0	0	0	0	0	0	0	0	0	0	0	0	88	34.8	25 to 35	84.1	12	13.6
01/10/2021	12:00	1	2	8	22	21	17	1	0	0	0	0	0	0	0	0	0	0	0	0	72	37.1	30 to 40	83.3	18	25.0
01/10/2021	13:00	2	3	10	36	36	11	4	0	0	0	0	0	0	0	0	0	0	0	0	102	35	30 to 40	81.4	15	14.7
01/10/2021	14:00	3	7	13	51	34	15	2	0	0	0	0	0	0	0	0	0	0	0	0	125	34.7	30 to 40	80.0	17	13.6
01/10/2021	15:00	1	1	10	46	24	16	3	1	0	0	0	0	0	0	0	0	0	0	0	102	36.6	30 to 40	84.3	20	19.6
01/10/2021	16:00	1	4	17	56	57	17	0	0	0	0	0	0	0	0	0	0	0	0	0	152	34.5	25 to 35	85.5	17	11.2
01/10/2021	17:00	6	14	17	54	54	14	7	0	0	0	0	0	0	0	0	0	0	0	0	166	34.6	25 to 35	75.3	21	12.7
01/10/2021	18:00	1	3	11	61	65	22	4	2	0	0	0	0	0	0	0	0	0	0	0	169	35.7	30 to 40	87.6	28	16.6
01/10/2021	19:00	1	2	16	45	49	20	3	2	0	0	0	0	0	0	0	0	0	0	0	138	36	30 to 40	82.6	25	18.1
01/10/2021	20:00	1	4	14	35	36	19	5	0	0	0	0	0	0	0	0	0	0	0	0	114	36.8	30 to 40	78.9	24	21.1
01/10/2021	21:00	1	0	5	23	17	9	1	1	0	0	0	0	0	0	0	0	0	0	0	57	36.1	30 to 40	86.0	11	19.3
01/10/2021	22:00	0	0	3	13	18	4	2	0	0	0	0	0	0	0	0	0	0	0	0	40	35	30 to 40	87.5	6	15.0
01/10/2021	23:00	0	1	9	5	18	4	1	0	0	0	0	0	0	0	0	0	0	0	0	38	34.7	25 to 35	84.2	5	13.2
24 Hr Summary		26	56	193	628	573	228	45	9	0	0	0	0	0	0	0	0	0	0	0	1758	35.4	30 to 40	81.3	282	16.0

Incoming Histogram

2022 Jan Westfield Road flashing

from Tue-Sep-21-2021-03-00-PM to Fri-Jan-14-2022-01-59-PM

Date	Starting Hr:min	<15	15 to <20	20 to <25	25 to <30	30 to <35	35 to <40	40 to <45	45 to <50	50 to <55	55 to <60	60 to <65	65 to <70	70 to <75	75 to <80	80 to <85	85 to <90	90 to <95	95 to <100	100 to >105	Total Counts	85pct Speed	10MPH Pace	% in pace	# of Speeders	% Speeders
02/10/2021	00:00	0	0	3	11	7	5	0	0	0	0	0	0	0	0	0	0	0	0	0	26	36	30 to 40	88.5	5	19.2
02/10/2021	01:00	1	0	1	2	5	7	0	0	0	0	0	0	0	0	0	0	0	0	0	16	38.6	30 to 40	87.5	7	43.8
02/10/2021	02:00	0	0	0	2	0	1	2	0	0	0	0	0	0	0	0	0	0	0	0	5	42.5	30 to 40	60.0	3	60.0
02/10/2021	03:00	0	0	0	0	2	0	0	0	0	0	0	0	0	0	0	0	0	0	0	2	35	25 to 35	100.0	*	*
02/10/2021	04:00	0	0	0	0	1	1	0	0	0	0	0	0	0	0	0	0	0	0	0	2	40	30 to 40	100.0	1	50.0
02/10/2021	05:00	0	0	0	2	1	0	0	0	0	0	0	0	0	0	0	0	0	0	0	3	35	25 to 35	100.0	*	*
02/10/2021	06:00	0	0	1	0	1	1	0	0	0	0	0	0	0	0	0	0	0	0	0	3	40	25 to 35	66.7	1	33.3
02/10/2021	07:00	0	2	3	3	1	2	0	0	0	0	0	0	0	0	0	0	0	0	0	11	35	20 to 30	72.7	2	18.2
02/10/2021	08:00	0	0	1	3	6	5	1	1	2	0	0	0	0	0	0	0	0	0	0	19	45	30 to 40	73.7	9	47.4
02/10/2021	09:00	0	1	5	12	17	14	1	0	0	0	0	0	0	0	0	0	0	0	0	50	37.5	30 to 40	86.0	15	30.0
02/10/2021	10:00	0	2	4	26	22	13	1	0	0	0	0	0	0	0	0	0	0	0	0	68	36.5	30 to 40	89.7	14	20.6
02/10/2021	11:00	0	2	5	21	28	10	3	0	0	0	0	0	0	0	0	0	0	0	0	69	36.5	30 to 40	85.5	13	18.8
02/10/2021	12:00	0	0	13	40	33	7	2	0	0	0	0	0	0	0	0	0	0	0	0	95	34.2	25 to 35	90.5	9	9.5
02/10/2021	13:00	0	0	10	46	32	8	2	0	0	0	0	0	0	0	0	0	0	0	0	98	34.2	25 to 35	89.8	10	10.2
02/10/2021	14:00	0	1	8	38	25	13	1	0	0	0	0	0	0	0	0	0	0	0	0	86	35.4	30 to 40	88.4	14	16.3
02/10/2021	15:00	0	0	9	20	32	9	3	0	0	0	0	0	0	0	0	0	0	0	0	73	35.6	25 to 35	83.6	12	16.4
02/10/2021	16:00	0	2	5	32	23	15	2	1	0	0	0	0	0	0	0	0	0	0	0	80	37	30 to 40	87.5	18	22.5
02/10/2021	17:00	1	3	6	29	28	16	2	0	0	0	0	0	0	0	0	0	0	0	0	85	36.6	30 to 40	85.9	18	21.2
02/10/2021	18:00	5	1	3	26	30	16	2	1	0	0	0	0	0	0	0	0	0	0	0	84	36.9	30 to 40	85.7	19	22.6
02/10/2021	19:00	0	4	10	30	28	10	3	0	0	0	0	0	0	0	0	0	0	0	0	85	35	25 to 35	80.0	13	15.3
02/10/2021	20:00	0	0	7	35	21	5	1	0	0	0	0	0	0	0	0	0	0	0	0	69	34	25 to 35	91.3	6	8.7
02/10/2021	21:00	0	0	2	11	12	10	1	0	0	0	0	0	0	0	0	0	0	0	0	36	38	30 to 40	91.7	11	30.6
02/10/2021	22:00	0	0	5	6	7	7	2	0	0	0	0	0	0	0	0	0	0	0	0	27	38.6	30 to 40	74.1	9	33.3
02/10/2021	23:00	0	0	3	3	7	7	2	0	0	0	0	0	0	0	0	0	0	0	0	22	39.3	30 to 40	77.3	9	40.9
24 Hr Summary		7	18	104	398	369	182	31	3	2	0	0	0	0	0	0	0	0	0	0	1114	36.4	30 to 40	85.2	218	19.6

Incoming Histogram

2022 Jan Westfield Road flashing

from Tue-Sep-21-2021-03-00-PM to Fri-Jan-14-2022-01-59-PM

Date	Starting Hr:min	<15	15 to <20	20 to <25	25 to <30	30 to <35	35 to <40	40 to <45	45 to <50	50 to <55	55 to <60	60 to <65	65 to <70	70 to <75	75 to <80	80 to <85	85 to <90	90 to <95	95 to <100	100 to >105	Total Counts	85pct Speed	10MPH Pace	% in pace	# of Speeders	% Speeders
03/10/2021	00:00	0	0	7	2	7	5	2	0	0	0	0	0	0	0	0	0	0	0	0	23	39	25 to 35	69.6	7	30.4
03/10/2021	01:00	0	0	1	6	3	3	0	0	0	0	0	0	0	0	0	0	0	0	0	13	36.7	30 to 40	92.3	3	23.1
03/10/2021	02:00	0	1	0	5	4	5	3	1	0	0	0	0	0	0	0	0	0	0	0	19	41.7	30 to 40	73.7	9	47.4
03/10/2021	03:00	0	0	0	0	1	1	0	0	0	0	0	0	0	0	0	0	0	0	0	2	40	30 to 40	100.0	1	50.0
03/10/2021	04:00	0	0	1	1	1	0	0	0	0	0	0	0	0	0	0	0	0	0	0	3	35	25 to 35	100.0	*	*
03/10/2021	05:00	0	0	0	1	0	0	0	0	0	0	0	0	0	0	0	0	0	0	0	1	30	20 to 30	100.0	*	*
03/10/2021	06:00	0	0	0	0	1	1	0	1	0	0	0	0	0	0	0	0	0	0	0	3	50	30 to 40	66.7	2	66.7
03/10/2021	07:00	0	0	0	3	1	1	0	0	0	0	0	0	0	0	0	0	0	0	0	5	35	30 to 40	100.0	1	20.0
03/10/2021	08:00	0	0	1	3	4	1	2	1	1	0	0	0	0	0	0	0	0	0	0	13	45	25 to 35	61.5	5	38.5
03/10/2021	09:00	2	2	3	14	10	5	0	0	0	0	0	0	0	0	0	0	0	0	0	36	35	30 to 40	80.6	5	13.9
03/10/2021	10:00	0	2	3	15	9	8	1	0	0	0	0	0	0	0	0	0	0	0	0	38	36.9	30 to 40	84.2	9	23.7
03/10/2021	11:00	0	3	9	20	22	8	1	0	0	0	0	0	0	0	0	0	0	0	0	63	35	25 to 35	81.0	9	14.3
03/10/2021	12:00	2	2	15	30	40	10	4	0	0	0	0	0	0	0	0	0	0	0	0	103	34.9	25 to 35	82.5	14	13.6
03/10/2021	13:00	0	5	12	47	33	14	6	0	0	0	0	0	0	0	0	0	0	0	0	117	35.7	30 to 40	80.3	20	17.1
03/10/2021	14:00	1	1	10	43	38	11	3	1	0	0	0	0	0	0	0	0	0	0	0	108	34.9	30 to 40	85.2	15	13.9
03/10/2021	15:00	0	1	7	31	40	13	1	1	0	0	0	0	0	0	0	0	0	0	0	94	35.4	30 to 40	89.4	15	16.0
03/10/2021	16:00	1	4	8	30	27	19	1	0	0	0	0	0	0	0	0	0	0	0	0	90	36.6	30 to 40	84.4	20	22.2
03/10/2021	17:00	1	5	10	48	24	12	0	0	0	0	0	0	0	0	0	0	0	0	0	100	34.4	30 to 40	84.0	12	12.0
03/10/2021	18:00	0	1	5	27	29	11	3	0	0	0	0	0	0	0	0	0	0	0	0	76	36.4	30 to 40	88.2	14	18.4
03/10/2021	19:00	0	0	5	21	25	11	2	0	0	0	0	0	0	0	0	0	0	0	0	64	36.4	30 to 40	89.1	13	20.3
03/10/2021	20:00	0	0	4	21	20	10	1	1	1	0	0	0	0	0	0	0	0	0	0	58	37	30 to 40	87.9	13	22.4
03/10/2021	21:00	0	1	3	12	12	6	4	0	0	0	0	0	0	0	0	0	0	0	0	38	38.3	30 to 40	78.9	10	26.3
03/10/2021	22:00	0	0	0	5	11	7	4	0	0	0	0	0	0	0	0	0	0	0	0	27	40	30 to 40	85.2	11	40.7
03/10/2021	23:00	0	1	2	6	4	2	0	0	0	0	0	0	0	0	0	0	0	0	0	15	35	25 to 35	80.0	2	13.3
24 Hr Summary		7	29	106	391	366	164	38	6	2	0	0	0	0	0	0	0	0	0	0	1109	36.3	30 to 40	83.0	210	18.9

Incoming Histogram

2022 Jan Westfield Road flashing

from Tue-Sep-21-2021-03-00-PM to Fri-Jan-14-2022-01-59-PM

Date	Starting Hr:min	<15	15 to <20	20 to <25	25 to <30	30 to <35	35 to <40	40 to <45	45 to <50	50 to <55	55 to <60	60 to <65	65 to <70	70 to <75	75 to <80	80 to <85	85 to <90	90 to <95	95 to <100	100 to >105	Total Counts	85pct Speed	10MPH Pace	% in pace	# of Speeders	% Speeders
04/10/2021	00:00	0	0	6	1	0	2	1	0	0	0	0	0	0	0	0	0	0	0	0	10	37.5	20 to 30	70.0	3	30.0
04/10/2021	01:00	0	0	0	1	0	1	0	0	0	0	0	0	0	0	0	0	0	0	0	2	40	30 to 40	100.0	1	50.0
04/10/2021	02:00	0	0	0	0	0	0	0	1	0	0	0	0	0	0	0	0	0	0	0	1	50	40 to 50	100.0	1	100.0
04/10/2021	03:00	0	0	0	0	0	0	1	0	0	0	0	0	0	0	0	0	0	0	0	1	45	35 to 45	100.0	1	100.0
04/10/2021	04:00	3	2	0	0	1	0	0	0	0	0	0	0	0	0	0	0	0	0	0	6	20	10 to 20	83.3	*	*
04/10/2021	05:00	2	0	0	3	0	0	0	0	0	0	0	0	0	0	0	0	0	0	0	5	28.3	20 to 30	60.0	*	*
04/10/2021	06:00	0	0	1	2	4	0	0	0	0	0	0	0	0	0	0	0	0	0	0	7	33.8	25 to 35	100.0	*	*
04/10/2021	07:00	0	1	3	8	11	3	0	0	0	0	0	0	0	0	0	0	0	0	0	26	34.5	25 to 35	84.6	3	11.5
04/10/2021	08:00	0	0	12	40	34	3	1	0	0	0	0	0	0	0	0	0	0	0	0	90	33.5	25 to 35	95.6	4	4.4
04/10/2021	09:00	1	1	17	63	54	22	2	0	0	0	0	0	0	0	0	0	0	0	0	160	35	30 to 40	86.9	24	15.0
04/10/2021	10:00	0	0	5	32	29	16	4	0	0	0	0	0	0	0	0	0	0	0	0	86	37.2	30 to 40	89.5	20	23.3
04/10/2021	11:00	2	1	11	31	24	8	1	1	0	0	0	0	0	0	0	0	0	0	0	79	34.6	25 to 35	83.5	10	12.7
04/10/2021	12:00	1	6	11	36	28	12	1	1	0	0	0	0	0	0	0	0	0	0	0	96	35	30 to 40	79.2	14	14.6
04/10/2021	13:00	3	2	10	43	35	10	2	0	0	0	0	0	0	0	0	0	0	0	0	105	34.4	25 to 35	83.8	12	11.4
04/10/2021	14:00	1	6	12	51	39	12	3	1	0	0	0	0	0	0	0	0	0	0	0	125	34.6	25 to 35	81.6	16	12.8
04/10/2021	15:00	0	4	11	51	37	13	3	0	0	0	0	0	0	0	0	0	0	0	0	119	34.7	30 to 40	84.9	16	13.4
04/10/2021	16:00	0	3	22	55	56	21	1	0	0	0	0	0	0	0	0	0	0	0	0	158	34.8	25 to 35	84.2	22	13.9
04/10/2021	17:00	4	17	17	57	64	8	1	0	0	0	0	0	0	0	0	0	0	0	0	168	33.8	25 to 35	82.1	9	5.4
04/10/2021	18:00	1	3	17	58	61	22	3	0	0	0	0	0	0	0	0	0	0	0	0	165	35	30 to 40	85.5	25	15.2
04/10/2021	19:00	2	3	17	46	45	20	1	0	0	0	0	0	0	0	0	0	0	0	0	134	35.2	30 to 40	82.8	21	15.7
04/10/2021	20:00	2	2	13	26	21	13	1	0	0	0	0	0	0	0	0	0	0	0	0	78	35.8	25 to 35	76.9	14	17.9
04/10/2021	21:00	0	0	3	18	11	5	1	0	0	0	0	0	0	0	0	0	0	0	0	38	35	30 to 40	89.5	6	15.8
04/10/2021	22:00	0	0	3	20	23	3	1	2	1	0	0	0	0	0	0	0	0	0	0	53	34.8	25 to 35	86.8	7	13.2
04/10/2021	23:00	0	0	2	10	7	4	0	1	0	0	0	0	0	0	0	0	0	0	0	24	36.2	30 to 40	87.5	5	20.8
24 Hr Summary		22	51	193	652	584	198	28	7	1	0	0	0	0	0	0	0	0	0	0	1736	34.8	30 to 40	82.6	234	13.5

Incoming Histogram

2022 Jan Westfield Road flashing

from Tue-Sep-21-2021-03-00-PM to Fri-Jan-14-2022-01-59-PM

Date	Starting Hr:min	<15	15 to <20	20 to <25	25 to <30	30 to <35	35 to <40	40 to <45	45 to <50	50 to <55	55 to <60	60 to <65	65 to <70	70 to <75	75 to <80	80 to <85	85 to <90	90 to <95	95 to <100	100 to >105	Total Counts	85pct Speed	10MPH Pace	% in pace	# of Speeders	% Speeders
05/10/2021	00:00	0	0	0	3	5	3	1	2	0	0	0	0	0	0	0	0	0	0	0	14	45	30 to 40	78.6	6	42.9
05/10/2021	01:00	0	0	0	0	1	1	1	0	0	0	0	0	0	0	0	0	0	0	0	3	45	35 to 45	100.0	2	66.7
05/10/2021	02:00	0	0	0	0	1	0	0	0	0	0	0	0	0	0	0	0	0	0	0	1	35	25 to 35	100.0	*	*
05/10/2021	03:00	0	0	0	4	0	0	0	0	0	0	0	0	0	0	0	0	0	0	0	4	28.8	20 to 30	100.0	*	*
05/10/2021	04:00	4	2	1	0	2	1	0	0	0	0	0	0	0	0	0	0	0	0	0	10	32.5	15 to 25	70.0	1	10.0
05/10/2021	05:00	1	3	2	1	1	0	0	0	0	0	0	0	0	0	0	0	0	0	0	8	30	15 to 25	75.0	*	*
05/10/2021	06:00	0	0	1	5	1	1	1	0	0	0	0	0	0	0	0	0	0	0	0	9	40	25 to 35	77.8	2	22.2
05/10/2021	07:00	0	2	4	5	9	4	2	0	0	0	0	0	0	0	0	0	0	0	0	26	37.5	25 to 35	69.2	6	23.1
05/10/2021	08:00	1	3	9	51	31	3	0	0	0	0	0	0	0	0	0	0	0	0	0	98	33.1	25 to 35	92.9	3	3.1
05/10/2021	09:00	1	1	12	53	56	19	1	0	0	0	0	0	0	0	0	0	0	0	0	143	34.9	30 to 40	89.5	20	14.0
05/10/2021	10:00	0	1	6	32	27	9	3	0	0	0	0	0	0	0	0	0	0	0	0	78	35	30 to 40	87.2	12	15.4
05/10/2021	11:00	1	1	11	29	37	6	3	0	0	0	0	0	0	0	0	0	0	0	0	88	34.5	25 to 35	87.5	9	10.2
05/10/2021	12:00	1	2	6	24	19	19	1	0	0	0	0	0	0	0	0	0	0	0	0	72	37.4	30 to 40	86.1	20	27.8
05/10/2021	13:00	0	7	11	41	34	14	0	0	0	0	0	0	0	0	0	0	0	0	0	107	34.7	30 to 40	83.2	14	13.1
05/10/2021	14:00	3	2	11	31	33	7	4	0	0	0	0	0	0	0	0	0	0	0	0	91	34.5	25 to 35	82.4	11	12.1
05/10/2021	15:00	0	3	4	34	30	11	3	0	0	0	0	0	0	0	0	0	0	0	0	85	35.5	30 to 40	88.2	14	16.5
05/10/2021	16:00	3	3	9	55	33	14	2	0	0	0	0	0	0	0	0	0	0	0	0	119	34.7	30 to 40	85.7	16	13.4
05/10/2021	17:00	5	13	14	66	53	18	2	0	0	0	0	0	0	0	0	0	0	0	0	171	34.4	30 to 40	80.1	20	11.7
05/10/2021	18:00	2	3	22	74	68	22	6	0	0	0	0	0	0	0	0	0	0	0	0	197	34.9	25 to 35	83.2	28	14.2
05/10/2021	19:00	0	2	17	46	48	15	5	0	0	0	0	0	0	0	0	0	0	0	0	133	35	25 to 35	83.5	20	15.0
05/10/2021	20:00	0	3	14	46	21	10	0	0	0	0	0	0	0	0	0	0	0	0	0	94	34	25 to 35	86.2	10	10.6
05/10/2021	21:00	0	2	5	23	18	7	2	1	0	0	0	0	0	0	0	0	0	0	0	58	35.7	30 to 40	82.8	10	17.2
05/10/2021	22:00	0	3	4	17	8	6	1	0	0	0	0	0	0	0	0	0	0	0	0	39	35.8	30 to 40	79.5	7	17.9
05/10/2021	23:00	0	0	0	9	8	7	3	1	0	0	0	0	0	0	0	0	0	0	0	28	40	30 to 40	85.7	11	39.3
24 Hr Summary		22	56	163	649	544	197	41	4	0	0	0	0	0	0	0	0	0	0	0	1676	34.9	30 to 40	82.9	242	14.4

Incoming Histogram

2022 Jan Westfield Road flashing

from Tue-Sep-21-2021-03-00-PM to Fri-Jan-14-2022-01-59-PM

Date	Starting Hr:min	<15	15 to <20	20 to <25	25 to <30	30 to <35	35 to <40	40 to <45	45 to <50	50 to <55	55 to <60	60 to <65	65 to <70	70 to <75	75 to <80	80 to <85	85 to <90	90 to <95	95 to <100	100 to >105	Total Counts	85pct Speed	10MPH Pace	% in pace	# of Speeders	% Speeders
06/10/2021	00:00	0	0	2	5	6	2	0	0	0	0	0	0	0	0	0	0	0	0	0	15	35	25 to 35	86.7	2	13.3
06/10/2021	01:00	0	0	0	2	1	1	1	0	0	0	0	0	0	0	0	0	0	0	0	5	40	30 to 40	80.0	2	40.0
06/10/2021	02:00	0	0	1	3	1	1	0	0	0	0	0	0	0	0	0	0	0	0	0	6	35	25 to 35	83.3	1	16.7
06/10/2021	03:00	0	2	1	1	0	0	0	0	0	0	0	0	0	0	0	0	0	0	0	4	25	20 to 30	100.0	*	*
06/10/2021	04:00	1	4	0	0	2	0	0	0	0	0	0	0	0	0	0	0	0	0	0	7	32.5	10 to 20	71.4	*	*
06/10/2021	05:00	2	1	0	2	0	0	0	0	0	0	0	0	0	0	0	0	0	0	0	5	27.5	10 to 20	60.0	*	*
06/10/2021	06:00	0	0	0	8	2	1	1	0	0	0	0	0	0	0	0	0	0	0	0	12	35	30 to 40	91.7	2	16.7
06/10/2021	07:00	0	0	2	8	10	3	1	2	0	0	0	0	0	0	0	0	0	0	0	26	38.3	30 to 40	80.8	6	23.1
06/10/2021	08:00	0	1	12	54	29	12	0	0	0	0	0	0	0	0	0	0	0	0	0	108	34.3	25 to 35	88.0	12	11.1
06/10/2021	09:00	2	2	6	45	50	22	3	0	0	0	0	0	0	0	0	0	0	0	0	130	36.1	30 to 40	90.0	25	19.2
06/10/2021	10:00	0	0	7	20	33	13	3	0	0	0	0	0	0	0	0	0	0	0	0	76	36.9	30 to 40	86.8	16	21.1
06/10/2021	11:00	1	2	13	30	26	11	5	0	0	0	0	0	0	0	0	0	0	0	0	88	36.4	25 to 35	78.4	16	18.2
06/10/2021	12:00	1	0	7	34	29	13	2	1	0	0	0	0	0	0	0	0	0	0	0	87	36.2	30 to 40	87.4	16	18.4
06/10/2021	13:00	5	2	10	34	30	14	1	0	0	0	0	0	0	0	0	0	0	0	0	96	35.4	30 to 40	81.3	15	15.6
06/10/2021	14:00	2	4	15	44	54	10	3	0	0	0	0	0	0	0	0	0	0	0	0	132	34.4	25 to 35	85.6	13	9.8
06/10/2021	15:00	3	5	10	40	29	18	1	0	0	0	0	0	0	0	0	0	0	0	0	106	35.8	30 to 40	82.1	19	17.9
06/10/2021	16:00	0	4	15	45	46	22	3	0	0	0	0	0	0	0	0	0	0	0	0	135	36.1	30 to 40	83.7	25	18.5
06/10/2021	17:00	7	23	29	69	40	18	1	0	0	0	0	0	0	0	0	0	0	0	0	187	33.9	25 to 35	73.8	19	10.2
06/10/2021	18:00	0	12	22	56	73	23	3	1	0	0	0	0	0	0	0	0	0	0	0	190	34.9	30 to 40	80.0	27	14.2
06/10/2021	19:00	0	5	22	62	56	27	4	0	0	0	0	0	0	0	0	0	0	0	0	176	35.9	30 to 40	82.4	31	17.6
06/10/2021	20:00	0	3	16	36	35	9	3	1	0	0	0	0	0	0	0	0	0	0	0	103	34.7	25 to 35	84.5	13	12.6
06/10/2021	21:00	0	1	7	17	25	12	4	1	0	0	0	0	0	0	0	0	0	0	0	67	37.9	30 to 40	80.6	17	25.4
06/10/2021	22:00	0	1	3	16	17	10	5	2	0	0	0	0	0	0	0	0	0	0	0	54	39.5	30 to 40	79.6	17	31.5
06/10/2021	23:00	0	1	1	14	9	8	2	1	0	1	0	0	0	0	0	0	0	0	0	37	38.8	30 to 40	83.8	12	32.4
24 Hr Summary		24	73	201	645	603	250	46	9	0	1	0	0	0	0	0	0	0	0	0	1852	35.6	30 to 40	80.9	306	16.5

Incoming Histogram

2022 Jan Westfield Road flashing

from Tue-Sep-21-2021-03-00-PM to Fri-Jan-14-2022-01-59-PM

Date	Starting Hr:min	<15	15 to <20	20 to <25	25 to <30	30 to <35	35 to <40	40 to <45	45 to <50	50 to <55	55 to <60	60 to <65	65 to <70	70 to <75	75 to <80	80 to <85	85 to <90	90 to <95	95 to <100	100 to >105	Total Counts	85pct Speed	10MPH Pace	% in pace	# of Speeders	% Speeders	
07/10/2021	00:00	0	0	2	7	7	2	1	1	0	0	0	0	0	0	0	0	0	0	0	20	37.5	25 to 35	80.0	4	20.0	
07/10/2021	01:00	0	0	0	4	2	0	0	0	0	0	0	0	0	0	0	0	0	0	0	6	32.5	25 to 35	100.0	*	*	
07/10/2021	02:00	0	0	0	0	0	0	0	1	0	0	0	0	0	0	0	0	0	0	0	1	50	40 to 50	100.0	1	100.0	
07/10/2021	03:00	0	0	0	0	0	0	0	0	0	0	0	0	0	0	0	0	0	0	0	0	0	0	*	*	*	*
07/10/2021	04:00	0	3	1	0	0	0	0	0	0	0	0	0	0	0	0	0	0	0	0	4	20	15 to 25	100.0	*	*	
07/10/2021	05:00	3	3	1	1	2	0	0	0	0	0	0	0	0	0	0	0	0	0	0	10	30	15 to 25	70.0	*	*	
07/10/2021	06:00	0	2	1	4	6	1	1	1	0	0	0	0	0	0	0	0	0	0	0	16	40	25 to 35	68.8	3	18.8	
07/10/2021	07:00	0	0	2	11	7	1	0	1	0	0	0	0	0	0	0	0	0	0	0	22	34.3	25 to 35	90.9	2	9.1	
07/10/2021	08:00	0	0	12	40	37	9	3	1	0	0	0	0	0	0	0	0	0	0	0	102	34.7	25 to 35	87.3	13	12.7	
07/10/2021	09:00	1	0	12	45	49	26	0	0	0	0	0	0	0	0	0	0	0	0	0	133	36.2	30 to 40	90.2	26	19.5	
07/10/2021	10:00	0	2	10	23	28	15	1	0	0	0	0	0	0	0	0	0	0	0	0	79	36.3	30 to 40	83.5	16	20.3	
07/10/2021	11:00	4	4	7	20	26	8	0	0	0	0	0	0	0	0	0	0	0	0	0	69	34.6	30 to 40	78.3	8	11.6	
07/10/2021	12:00	2	1	7	24	31	11	3	0	0	0	0	0	0	0	0	0	0	0	0	79	35.9	30 to 40	83.5	14	17.7	
07/10/2021	13:00	3	4	9	35	37	9	6	0	0	0	0	0	0	0	0	0	0	0	0	103	35	25 to 35	78.6	15	14.6	
07/10/2021	14:00	3	3	6	36	27	19	2	0	0	0	0	0	0	0	0	0	0	0	0	96	36.8	30 to 40	85.4	21	21.9	
07/10/2021	15:00	3	6	9	38	37	8	4	1	0	0	0	0	0	0	0	0	0	0	0	106	34.6	25 to 35	79.2	13	12.3	
07/10/2021	16:00	1	2	22	70	38	15	1	0	0	0	0	0	0	0	0	0	0	0	0	149	34.2	25 to 35	87.2	16	10.7	
07/10/2021	17:00	5	19	16	50	64	23	3	1	0	0	0	0	0	0	0	0	0	0	0	181	35	30 to 40	75.7	27	14.9	
07/10/2021	18:00	1	3	28	72	67	17	2	0	0	0	0	0	0	0	0	0	0	0	0	190	34.3	25 to 35	87.9	19	10.0	
07/10/2021	19:00	0	2	32	58	46	17	1	0	0	0	0	0	0	0	0	0	0	0	0	156	34.5	25 to 35	87.2	18	11.5	
07/10/2021	20:00	2	4	16	40	29	11	4	0	0	0	0	0	0	0	0	0	0	0	0	106	34.8	25 to 35	80.2	15	14.2	
07/10/2021	21:00	0	0	2	14	19	18	3	0	0	0	0	0	0	0	0	0	0	0	0	56	38.6	30 to 40	91.1	21	37.5	
07/10/2021	22:00	0	0	1	21	12	7	2	0	0	0	0	0	0	0	0	0	0	0	0	43	37.1	30 to 40	93.0	9	20.9	
07/10/2021	23:00	0	0	4	12	9	7	3	0	0	0	0	0	0	0	0	0	0	0	0	35	38.6	30 to 40	80.0	10	28.6	
24 Hr Summary		28	58	200	625	580	224	40	7	0	0	0	0	0	0	0	0	0	0	0	1762	35.2	30 to 40	81.1	271	15.4	

Incoming Histogram

2022 Jan Westfield Road flashing

from Tue-Sep-21-2021-03-00-PM to Fri-Jan-14-2022-01-59-PM

Date	Starting Hr:min	<15	15 to <20	20 to <25	25 to <30	30 to <35	35 to <40	40 to <45	45 to <50	50 to <55	55 to <60	60 to <65	65 to <70	70 to <75	75 to <80	80 to <85	85 to <90	90 to <95	95 to <100	100 to >105	Total Counts	85pct Speed	10MPH Pace	% in pace	# of Speeders	% Speeders
08/10/2021	00:00	1	0	2	5	10	4	1	0	0	0	0	0	0	0	0	0	0	0	0	23	37.5	30 to 40	82.6	5	21.7
08/10/2021	01:00	0	0	3	3	1	1	0	0	0	0	0	0	0	0	0	0	0	0	0	8	35	25 to 35	87.5	1	12.5
08/10/2021	02:00	0	0	0	2	1	2	0	1	0	0	0	0	0	0	0	0	0	0	0	6	40	30 to 40	83.3	3	50.0
08/10/2021	03:00	0	0	0	0	0	0	0	1	0	0	0	0	0	0	0	0	0	0	0	1	50	40 to 50	100.0	1	100.0
08/10/2021	04:00	2	3	0	0	1	1	0	0	0	0	0	0	0	0	0	0	0	0	0	7	35	10 to 20	71.4	1	14.3
08/10/2021	05:00	1	0	1	0	0	1	0	0	0	0	0	0	0	0	0	0	0	0	0	3	40	15 to 25	66.7	1	33.3
08/10/2021	06:00	1	0	1	3	5	0	1	0	0	0	0	0	0	0	0	0	0	0	0	11	34	25 to 35	81.8	1	9.1
08/10/2021	07:00	0	1	1	9	5	2	3	0	0	0	0	0	0	0	0	0	0	0	0	21	40	30 to 40	76.2	5	23.8
08/10/2021	08:00	0	2	14	41	26	9	1	0	0	0	0	0	0	0	0	0	0	0	0	93	34.2	25 to 35	87.1	10	10.8
08/10/2021	09:00	1	1	11	45	43	16	0	0	0	0	0	0	0	0	0	0	0	0	0	117	34.8	30 to 40	88.9	16	13.7
08/10/2021	10:00	1	2	10	37	23	15	4	1	0	0	0	0	0	0	0	0	0	0	0	93	37	30 to 40	80.6	20	21.5
08/10/2021	11:00	1	1	5	37	26	8	2	0	0	0	0	0	0	0	0	0	0	0	0	80	34.6	30 to 40	88.8	10	12.5
08/10/2021	12:00	2	2	10	35	33	13	4	0	0	0	0	0	0	0	0	0	0	0	0	99	35.8	30 to 40	81.8	17	17.2
08/10/2021	13:00	2	1	13	29	37	14	4	0	0	0	0	0	0	0	0	0	0	0	0	100	36.1	30 to 40	80.0	18	18.0
08/10/2021	14:00	1	3	15	64	32	9	2	0	0	0	0	0	0	0	0	0	0	0	0	126	33.8	25 to 35	88.1	11	8.7
08/10/2021	15:00	1	2	13	47	40	14	4	0	0	0	0	0	0	0	0	0	0	0	0	121	35	30 to 40	83.5	18	14.9
08/10/2021	16:00	1	6	20	54	35	24	3	1	0	0	0	0	0	0	0	0	0	0	0	144	36.2	30 to 40	78.5	28	19.4
08/10/2021	17:00	5	10	14	61	48	14	1	1	0	0	0	0	0	0	0	0	0	0	0	154	34.3	25 to 35	79.9	16	10.4
08/10/2021	18:00	1	8	18	76	52	20	4	0	0	0	0	0	0	0	0	0	0	0	0	179	34.7	30 to 40	82.7	24	13.4
08/10/2021	19:00	1	5	13	60	54	21	6	1	0	0	0	0	0	0	0	0	0	0	0	161	36	30 to 40	83.9	28	17.4
08/10/2021	20:00	0	3	7	50	36	11	2	0	0	0	0	0	0	0	0	0	0	0	0	109	34.6	30 to 40	89.0	13	11.9
08/10/2021	21:00	0	0	4	17	15	9	3	0	0	0	0	0	0	0	0	0	0	0	0	48	37.8	30 to 40	85.4	12	25.0
08/10/2021	22:00	0	2	9	8	12	3	1	0	0	0	0	0	0	0	0	0	0	0	0	35	34.6	25 to 35	82.9	4	11.4
08/10/2021	23:00	0	0	3	16	8	6	2	2	0	1	0	0	0	0	0	0	0	0	0	38	39.2	30 to 40	78.9	11	28.9
24 Hr Summary		22	52	187	699	543	217	48	8	0	1	0	0	0	0	0	0	0	0	0	1777	35.2	30 to 40	82.1	274	15.4

Incoming Histogram

2022 Jan Westfield Road flashing

from Tue-Sep-21-2021-03-00-PM to Fri-Jan-14-2022-01-59-PM

Date	Starting Hr:min	<15	15 to <20	20 to <25	25 to <30	30 to <35	35 to <40	40 to <45	45 to <50	50 to <55	55 to <60	60 to <65	65 to <70	70 to <75	75 to <80	80 to <85	85 to <90	90 to <95	95 to <100	100 to >105	Total Counts	85pct Speed	10MPH Pace	% in pace	# of Speeders	% Speeders
09/10/2021	00:00	0	1	4	10	15	3	2	0	0	0	0	0	0	0	0	0	0	0	0	35	35	25 to 35	82.9	5	14.3
09/10/2021	01:00	0	0	3	6	5	2	1	0	0	0	0	0	0	0	0	0	0	0	0	17	35	25 to 35	82.4	3	17.6
09/10/2021	02:00	0	0	0	1	1	3	1	0	0	0	0	0	0	0	0	0	0	0	0	6	40	30 to 40	83.3	4	66.7
09/10/2021	03:00	0	0	0	1	4	0	0	0	0	0	0	0	0	0	0	0	0	0	0	5	33.8	25 to 35	100.0	*	*
09/10/2021	04:00	0	0	0	1	0	0	0	0	0	0	0	0	0	0	0	0	0	0	0	1	30	20 to 30	100.0	*	*
09/10/2021	05:00	0	0	0	0	1	1	0	0	0	0	0	0	0	0	0	0	0	0	0	2	40	30 to 40	100.0	1	50.0
09/10/2021	06:00	0	0	0	1	1	0	0	0	0	0	0	0	0	0	0	0	0	0	0	2	35	25 to 35	100.0	*	*
09/10/2021	07:00	0	0	2	1	4	0	1	0	0	0	0	0	0	0	0	0	0	0	0	8	35	25 to 35	87.5	1	12.5
09/10/2021	08:00	0	0	4	5	7	7	0	0	0	0	0	0	0	0	0	0	0	0	0	23	37.9	30 to 40	82.6	7	30.4
09/10/2021	09:00	0	1	4	18	18	9	2	0	0	0	0	0	0	0	0	0	0	0	0	52	36.7	30 to 40	86.5	11	21.2
09/10/2021	10:00	0	2	2	21	28	11	0	0	0	0	0	0	0	0	0	0	0	0	0	64	35.5	30 to 40	93.8	11	17.2
09/10/2021	11:00	0	7	5	49	26	16	2	0	0	0	0	0	0	0	0	0	0	0	0	105	35.6	30 to 40	86.7	18	17.1
09/10/2021	12:00	0	7	18	48	39	13	4	0	0	0	0	0	0	0	0	0	0	0	0	129	34.7	25 to 35	81.4	17	13.2
09/10/2021	13:00	0	3	17	61	39	8	4	0	0	0	0	0	0	0	0	0	0	0	0	132	34	25 to 35	88.6	12	9.1
09/10/2021	14:00	2	2	13	41	44	18	2	0	0	0	0	0	0	0	0	0	0	0	0	122	35.6	30 to 40	84.4	20	16.4
09/10/2021	15:00	0	3	16	30	39	17	4	0	0	0	0	0	0	0	0	0	0	0	0	109	36.5	30 to 40	78.9	21	19.3
09/10/2021	16:00	0	4	13	36	47	22	7	2	0	0	0	0	0	0	0	0	0	0	0	131	37.5	30 to 40	80.2	31	23.7
09/10/2021	17:00	0	1	17	45	39	16	4	0	0	0	0	0	0	0	0	0	0	0	0	122	35.6	25 to 35	82.8	20	16.4
09/10/2021	18:00	1	9	17	36	56	11	3	0	0	0	0	0	0	0	0	0	0	0	0	133	34.5	25 to 35	82.0	14	10.5
09/10/2021	19:00	0	2	10	40	33	19	3	1	0	0	0	0	0	0	0	0	0	0	0	108	36.8	30 to 40	85.2	23	21.3
09/10/2021	20:00	0	0	6	27	30	9	1	0	0	0	0	0	0	0	0	0	0	0	0	73	34.8	30 to 40	90.4	10	13.7
09/10/2021	21:00	0	0	3	14	17	10	5	2	0	0	0	0	0	0	0	0	0	0	0	51	39.5	30 to 40	80.4	17	33.3
09/10/2021	22:00	0	0	3	13	14	4	4	1	0	0	0	0	0	0	0	0	0	0	0	39	38.8	30 to 40	79.5	9	23.1
09/10/2021	23:00	0	1	3	10	12	8	3	0	0	0	0	0	0	0	0	0	0	0	0	37	38.1	30 to 40	81.1	11	29.7
24 Hr Summary		3	43	160	515	519	207	53	6	0	0	0	0	0	0	0	0	0	0	0	1506	36	30 to 40	82.4	266	17.7

Incoming Histogram

2022 Jan Westfield Road flashing

from Tue-Sep-21-2021-03-00-PM to Fri-Jan-14-2022-01-59-PM

Date	Starting Hr:min	<15	15 to <20	20 to <25	25 to <30	30 to <35	35 to <40	40 to <45	45 to <50	50 to <55	55 to <60	60 to <65	65 to <70	70 to <75	75 to <80	80 to <85	85 to <90	90 to <95	95 to <100	100 to >105	Total Counts	85pct Speed	10MPH Pace	% in pace	# of Speeders	% Speeders
10/10/2021	00:00	0	1	8	7	16	3	5	0	0	0	0	0	0	0	0	0	0	0	0	40	38.3	25 to 35	77.5	8	20.0
10/10/2021	01:00	0	0	1	4	3	0	2	1	0	1	0	0	0	0	0	0	0	0	0	12	45	25 to 35	66.7	4	33.3
10/10/2021	02:00	0	1	2	5	1	2	0	1	0	0	0	0	0	0	0	0	0	0	0	12	37.5	20 to 30	66.7	3	25.0
10/10/2021	03:00	0	0	0	0	0	0	0	0	0	0	0	0	0	0	0	0	0	0	0	0	0	*	*	*	*
10/10/2021	04:00	0	0	0	0	0	0	0	0	0	0	0	0	0	0	0	0	0	0	0	0	0	*	*	*	*
10/10/2021	05:00	0	0	1	0	0	0	0	0	0	0	0	0	0	0	0	0	0	0	0	1	25	15 to 25	100.0	*	*
10/10/2021	06:00	0	0	1	2	0	1	1	0	0	0	0	0	0	0	0	0	0	0	0	5	40	20 to 30	60.0	2	40.0
10/10/2021	07:00	0	0	0	1	2	2	0	1	0	0	0	0	0	0	0	0	0	0	0	6	40	30 to 40	83.3	3	50.0
10/10/2021	08:00	0	0	0	1	2	1	0	0	0	0	0	0	0	0	0	0	0	0	0	4	35	30 to 40	100.0	1	25.0
10/10/2021	09:00	0	0	4	14	13	9	0	1	0	0	0	0	0	0	0	0	0	0	0	41	37.2	30 to 40	87.8	10	24.4
10/10/2021	10:00	0	1	1	23	13	8	1	0	0	0	0	0	0	0	0	0	0	0	0	47	36.2	30 to 40	93.6	9	19.1
10/10/2021	11:00	0	2	7	28	25	7	2	0	0	0	0	0	0	0	0	0	0	0	0	71	34.6	25 to 35	84.5	9	12.7
10/10/2021	12:00	1	0	9	40	44	24	2	0	0	0	0	0	0	0	0	0	0	0	0	120	36.7	30 to 40	90.0	26	21.7
10/10/2021	13:00	1	2	10	56	37	14	0	0	0	0	0	0	0	0	0	0	0	0	0	120	34.5	30 to 40	89.2	14	11.7
10/10/2021	14:00	0	5	13	43	47	15	6	0	0	0	0	0	0	0	0	0	0	0	0	129	35.7	30 to 40	81.4	21	16.3
10/10/2021	15:00	0	2	9	31	39	21	5	0	0	0	0	0	0	0	0	0	0	0	0	107	37.4	30 to 40	85.0	26	24.3
10/10/2021	16:00	0	5	7	38	33	22	3	0	0	0	0	0	0	0	0	0	0	0	0	108	37	30 to 40	86.1	25	23.1
10/10/2021	17:00	0	1	4	36	30	10	2	1	0	0	0	0	0	0	0	0	0	0	0	84	35	30 to 40	90.5	13	15.5
10/10/2021	18:00	0	8	3	28	27	14	1	0	0	0	0	0	0	0	0	0	0	0	0	81	36.1	30 to 40	85.2	15	18.5
10/10/2021	19:00	0	4	6	35	28	13	3	0	0	0	0	0	0	0	0	0	0	0	0	89	36.2	30 to 40	85.4	16	18.0
10/10/2021	20:00	0	0	0	18	12	5	3	0	0	0	0	0	0	0	0	0	0	0	0	38	37	30 to 40	92.1	8	21.1
10/10/2021	21:00	0	0	6	16	11	7	1	0	0	0	0	0	0	0	0	0	0	0	0	41	36.4	30 to 40	82.9	8	19.5
10/10/2021	22:00	0	0	2	6	7	1	3	1	0	0	0	0	0	0	0	0	0	0	0	20	41.7	25 to 35	75.0	5	25.0
10/10/2021	23:00	0	0	1	3	6	3	1	0	0	0	0	0	0	0	0	0	0	0	0	14	38.3	30 to 40	85.7	4	28.6
24 Hr Summary		2	32	95	435	396	182	41	6	0	1	0	0	0	0	0	0	0	0	0	1190	36.4	30 to 40	85.1	230	19.3

Incoming Histogram

2022 Jan Westfield Road flashing

from Tue-Sep-21-2021-03-00-PM to Fri-Jan-14-2022-01-59-PM

Date	Starting Hr:min	<15	15 to <20	20 to <25	25 to <30	30 to <35	35 to <40	40 to <45	45 to <50	50 to <55	55 to <60	60 to <65	65 to <70	70 to <75	75 to <80	80 to <85	85 to <90	90 to <95	95 to <100	100 to >105	Total Counts	85pct Speed	10MPH Pace	% in pace	# of Speeders	% Speeders
11/10/2021	00:00	0	1	2	1	3	3	2	0	0	0	0	0	0	0	0	0	0	0	0	12	40	35 to 45	66.7	5	41.7
11/10/2021	01:00	0	0	0	0	1	1	0	0	0	0	0	0	0	0	0	0	0	0	0	2	40	30 to 40	100.0	1	50.0
11/10/2021	02:00	0	0	0	0	0	1	0	0	0	0	0	0	0	0	0	0	0	0	0	1	40	30 to 40	100.0	1	100.0
11/10/2021	03:00	0	0	0	0	2	0	0	0	0	0	0	0	0	0	0	0	0	0	0	2	35	25 to 35	100.0	*	*
11/10/2021	04:00	1	2	0	0	1	0	0	0	0	0	0	0	0	0	0	0	0	0	0	4	20	10 to 20	75.0	*	*
11/10/2021	05:00	5	1	0	3	0	0	0	0	0	0	0	0	0	0	0	0	0	0	0	9	28.3	10 to 20	66.7	*	*
11/10/2021	06:00	0	0	1	2	1	0	0	1	0	0	0	0	0	0	0	0	0	0	0	5	35	25 to 35	80.0	1	20.0
11/10/2021	07:00	0	0	0	11	6	0	0	0	0	1	0	0	0	0	0	0	0	0	0	18	33.3	25 to 35	94.4	1	5.6
11/10/2021	08:00	0	1	11	49	30	18	0	1	0	0	0	0	0	0	0	0	0	0	0	110	35.8	30 to 40	88.2	19	17.3
11/10/2021	09:00	0	3	14	55	47	20	4	0	0	0	0	0	0	0	0	0	0	0	0	143	35.8	30 to 40	85.3	24	16.8
11/10/2021	10:00	1	2	8	35	31	9	1	0	0	0	0	0	0	0	0	0	0	0	0	87	34.5	30 to 40	86.2	10	11.5
11/10/2021	11:00	2	0	4	33	25	7	1	1	0	0	0	0	0	0	0	0	0	0	0	73	34.6	30 to 40	89.0	9	12.3
11/10/2021	12:00	1	2	8	29	26	9	1	1	0	0	0	0	0	0	0	0	0	0	0	77	34.8	30 to 40	83.1	11	14.3
11/10/2021	13:00	2	4	10	47	39	11	1	1	0	1	0	0	0	0	0	0	0	0	0	116	34.6	30 to 40	83.6	14	12.1
11/10/2021	14:00	2	6	13	42	36	13	1	1	0	0	0	0	0	0	0	0	0	0	0	114	34.7	25 to 35	79.8	15	13.2
11/10/2021	15:00	0	6	17	43	31	16	2	0	0	0	0	0	0	0	0	0	0	0	0	115	35.3	25 to 35	79.1	18	15.7
11/10/2021	16:00	0	6	10	63	40	19	4	0	0	0	0	0	0	0	0	0	0	0	0	142	35.5	30 to 40	85.9	23	16.2
11/10/2021	17:00	5	15	19	66	48	18	3	0	0	0	0	0	0	0	0	0	0	0	0	174	34.5	25 to 35	76.4	21	12.1
11/10/2021	18:00	1	7	16	64	61	23	5	0	0	0	0	0	0	0	0	0	0	0	0	177	35.2	30 to 40	83.6	28	15.8
11/10/2021	19:00	1	1	21	65	34	19	1	0	0	0	0	0	0	0	0	0	0	0	0	142	34.9	25 to 35	84.5	20	14.1
11/10/2021	20:00	0	4	13	31	16	12	4	0	0	0	0	0	0	0	0	0	0	0	0	80	36.7	25 to 35	75.0	16	20.0
11/10/2021	21:00	0	1	11	16	20	5	3	0	0	0	0	0	0	0	0	0	0	0	0	56	35	25 to 35	83.9	8	14.3
11/10/2021	22:00	0	2	4	9	12	6	4	2	0	0	0	0	0	0	0	0	0	0	0	39	40	30 to 40	69.2	12	30.8
11/10/2021	23:00	0	0	4	18	8	4	1	2	0	0	0	0	0	0	0	0	0	0	0	37	36.2	25 to 35	81.1	7	18.9
24 Hr Summary		21	64	186	682	518	214	38	10	0	2	0	0	0	0	0	0	0	0	0	1735	35.1	30 to 40	81.5	264	15.2

Incoming Histogram

2022 Jan Westfield Road flashing

from Tue-Sep-21-2021-03-00-PM to Fri-Jan-14-2022-01-59-PM

Date	Starting Hr:min	<15	15 to <20	20 to <25	25 to <30	30 to <35	35 to <40	40 to <45	45 to <50	50 to <55	55 to <60	60 to <65	65 to <70	70 to <75	75 to <80	80 to <85	85 to <90	90 to <95	95 to <100	100 to >105	Total Counts	85pct Speed	10MPH Pace	% in pace	# of Speeders	% Speeders
12/10/2021	00:00	0	0	0	4	1	4	2	0	0	0	0	0	0	0	0	0	0	0	0	11	40	30 to 40	81.8	6	54.5
12/10/2021	01:00	0	0	0	0	1	0	0	0	0	0	0	0	0	0	0	0	0	0	0	1	35	25 to 35	100.0	*	*
12/10/2021	02:00	0	0	0	0	0	1	0	0	0	0	0	0	0	0	0	0	0	0	0	1	40	30 to 40	100.0	1	100.0
12/10/2021	03:00	0	0	0	0	0	1	1	0	0	0	0	0	0	0	0	0	0	0	0	2	45	35 to 45	100.0	2	100.0
12/10/2021	04:00	3	0	1	0	0	1	0	0	0	0	0	0	0	0	0	0	0	0	0	5	25	15 to 25	80.0	1	20.0
12/10/2021	05:00	3	0	0	1	0	0	0	0	0	0	0	0	0	0	0	0	0	0	0	4	15	5 to 15	75.0	*	*
12/10/2021	06:00	0	0	0	3	3	0	0	1	0	0	0	0	0	0	0	0	0	0	0	7	35	25 to 35	85.7	1	14.3
12/10/2021	07:00	0	0	3	11	10	5	1	1	0	0	0	0	0	0	0	0	0	0	0	31	37	30 to 40	83.9	7	22.6
12/10/2021	08:00	1	1	10	48	29	11	1	0	0	0	0	0	0	0	0	0	0	0	0	101	34.5	30 to 40	87.1	12	11.9
12/10/2021	09:00	0	4	22	58	55	16	3	0	0	0	0	0	0	0	0	0	0	0	0	158	34.5	25 to 35	85.4	19	12.0
12/10/2021	10:00	0	0	6	24	34	12	2	0	0	0	0	0	0	0	0	0	0	0	0	78	35.8	30 to 40	89.7	14	17.9
12/10/2021	11:00	0	0	10	32	21	8	3	0	0	0	0	0	0	0	0	0	0	0	0	74	35	25 to 35	85.1	11	14.9
12/10/2021	12:00	3	1	9	30	19	11	3	0	0	0	0	0	0	0	0	0	0	0	0	76	36.4	30 to 40	78.9	14	18.4
12/10/2021	13:00	2	5	13	55	26	9	3	0	0	0	0	0	0	0	0	0	0	0	0	113	34	25 to 35	83.2	12	10.6
12/10/2021	14:00	2	3	8	32	34	13	1	0	0	0	0	0	0	0	0	0	0	0	0	93	35	30 to 40	84.9	14	15.1
12/10/2021	15:00	0	4	17	40	31	14	2	0	0	0	0	0	0	0	0	0	0	0	0	108	35	25 to 35	81.5	16	14.8
12/10/2021	16:00	2	5	18	68	44	12	2	0	0	0	0	0	0	0	0	0	0	0	0	151	34	25 to 35	86.1	14	9.3
12/10/2021	17:00	7	21	27	64	44	19	4	0	0	0	0	0	0	0	0	0	0	0	0	186	34.4	25 to 35	72.6	23	12.4
12/10/2021	18:00	4	8	17	76	58	13	4	0	0	0	0	0	0	0	0	0	0	0	0	180	34.1	25 to 35	83.9	17	9.4
12/10/2021	19:00	0	6	21	57	51	18	2	0	0	0	0	0	0	0	0	0	0	0	0	155	34.7	25 to 35	83.2	20	12.9
12/10/2021	20:00	1	1	13	42	30	14	0	1	0	0	0	0	0	0	0	0	0	0	0	102	35	30 to 40	84.3	15	14.7
12/10/2021	21:00	0	3	13	19	20	2	2	0	0	0	0	0	0	0	0	0	0	0	0	59	33.8	25 to 35	88.1	4	6.8
12/10/2021	22:00	0	1	7	12	13	5	0	2	0	0	0	0	0	0	0	0	0	0	0	40	36	25 to 35	80.0	7	17.5
12/10/2021	23:00	0	0	1	13	8	4	2	0	0	0	0	0	0	0	0	0	0	0	0	28	37.5	30 to 40	89.3	6	21.4
24 Hr Summary		28	63	216	689	532	193	38	5	0	0	0	0	0	0	0	0	0	0	0	1764	34.7	25 to 35	81.5	236	13.4

Incoming Histogram

2022 Jan Westfield Road flashing

from Tue-Sep-21-2021-03-00-PM to Fri-Jan-14-2022-01-59-PM

Date	Starting Hr:min	<15	15 to <20	20 to <25	25 to <30	30 to <35	35 to <40	40 to <45	45 to <50	50 to <55	55 to <60	60 to <65	65 to <70	70 to <75	75 to <80	80 to <85	85 to <90	90 to <95	95 to <100	100 to >105	Total Counts	85pct Speed	10MPH Pace	% in pace	# of Speeders	% Speeders
13/10/2021	00:00	0	0	1	10	4	9	1	0	0	0	0	0	0	0	0	0	0	0	0	25	38.3	30 to 40	92.0	10	40.0
13/10/2021	01:00	0	0	2	3	1	0	0	0	0	0	0	0	0	0	0	0	0	0	0	6	30	25 to 35	100.0	*	*
13/10/2021	02:00	0	0	0	0	0	1	0	0	0	0	0	0	0	0	0	0	0	0	0	1	40	30 to 40	100.0	1	100.0
13/10/2021	03:00	0	0	1	1	1	1	0	0	0	0	0	0	0	0	0	0	0	0	0	4	35	25 to 35	75.0	1	25.0
13/10/2021	04:00	0	4	0	1	1	1	0	0	0	0	0	0	0	0	0	0	0	0	0	7	35	20 to 30	71.4	1	14.3
13/10/2021	05:00	3	1	0	1	0	0	0	0	0	0	0	0	0	0	0	0	0	0	0	5	20	10 to 20	80.0	*	*
13/10/2021	06:00	0	1	0	3	0	0	1	1	0	0	0	0	0	0	0	0	0	0	0	6	45	20 to 30	66.7	2	33.3
13/10/2021	07:00	0	1	1	8	8	2	0	0	0	0	0	0	0	0	0	0	0	0	0	20	34.4	30 to 40	90.0	2	10.0
13/10/2021	08:00	1	0	6	56	38	13	1	0	0	0	0	0	0	0	0	0	0	0	0	115	34.6	30 to 40	93.0	14	12.2
13/10/2021	09:00	4	2	21	56	51	11	3	0	0	0	0	0	0	0	0	0	0	0	0	148	34.2	25 to 35	86.5	14	9.5
13/10/2021	10:00	2	1	9	28	31	16	2	1	0	0	0	0	0	0	0	0	0	0	0	90	36.6	30 to 40	83.3	19	21.1
13/10/2021	11:00	0	2	14	25	25	10	2	0	0	0	0	0	0	0	0	0	0	0	0	78	35	25 to 35	82.1	12	15.4
13/10/2021	12:00	2	2	5	31	24	16	5	1	0	0	0	0	0	0	0	0	0	0	0	86	37.8	30 to 40	82.6	22	25.6
13/10/2021	13:00	3	5	13	44	39	8	1	0	0	0	0	0	0	0	0	0	0	0	0	113	34	25 to 35	85.0	9	8.0
13/10/2021	14:00	2	6	13	44	33	9	0	0	0	0	0	0	0	0	0	0	0	0	0	107	33.9	25 to 35	84.1	9	8.4
13/10/2021	15:00	1	3	12	50	37	12	0	0	0	0	0	0	0	0	0	0	0	0	0	115	34.3	25 to 35	86.1	12	10.4
13/10/2021	16:00	2	3	19	46	48	15	3	0	0	0	0	0	0	0	0	0	0	0	0	136	34.8	25 to 35	83.1	18	13.2
13/10/2021	17:00	5	20	19	62	64	19	3	1	0	0	0	0	0	0	0	0	0	0	0	193	34.5	25 to 35	75.1	23	11.9
13/10/2021	18:00	2	8	17	67	71	24	3	0	0	0	0	0	0	0	0	0	0	0	0	192	34.9	30 to 40	84.4	27	14.1
13/10/2021	19:00	0	5	16	63	66	12	5	0	0	0	0	0	0	0	0	0	0	0	0	167	34.4	25 to 35	86.8	17	10.2
13/10/2021	20:00	3	5	8	40	23	14	3	1	0	0	0	0	0	0	0	0	0	0	0	97	36.1	30 to 40	79.4	18	18.6
13/10/2021	21:00	1	1	5	25	13	2	6	2	1	0	0	0	0	0	0	0	0	0	0	56	40.8	25 to 35	76.8	11	19.6
13/10/2021	22:00	0	1	8	26	10	5	1	0	0	0	0	0	0	0	0	0	0	0	0	51	34	25 to 35	86.3	6	11.8
13/10/2021	23:00	1	0	3	13	6	6	0	1	0	0	0	0	0	0	0	0	0	0	0	30	37.5	30 to 40	83.3	7	23.3
24 Hr Summary		32	71	193	703	594	206	40	8	1	0	0	0	0	0	0	0	0	0	0	1848	34.8	30 to 40	81.3	255	13.8

Incoming Histogram

2022 Jan Westfield Road flashing

from Tue-Sep-21-2021-03-00-PM to Fri-Jan-14-2022-01-59-PM

Date	Starting Hr:min	<15	15 to <20	20 to <25	25 to <30	30 to <35	35 to <40	40 to <45	45 to <50	50 to <55	55 to <60	60 to <65	65 to <70	70 to <75	75 to <80	80 to <85	85 to <90	90 to <95	95 to <100	100 to >105	Total Counts	85pct Speed	10MPH Pace	% in pace	# of Speeders	% Speeders
14/10/2021	00:00	0	0	1	5	4	3	1	1	1	0	0	0	0	0	0	0	0	0	0	16	45	30 to 40	75.0	6	37.5
14/10/2021	01:00	0	0	1	1	4	1	1	0	0	0	0	0	0	0	0	0	0	0	0	8	40	25 to 35	75.0	2	25.0
14/10/2021	02:00	0	0	0	1	0	1	0	0	0	0	0	0	0	0	0	0	0	0	0	2	40	30 to 40	100.0	1	50.0
14/10/2021	03:00	0	0	0	1	0	0	0	0	0	0	0	0	0	0	0	0	0	0	0	1	30	20 to 30	100.0	*	*
14/10/2021	04:00	2	3	0	1	0	0	0	0	0	0	0	0	0	0	0	0	0	0	0	6	20	10 to 20	83.3	*	*
14/10/2021	05:00	2	2	0	0	1	0	0	0	0	0	0	0	0	0	0	0	0	0	0	5	20	10 to 20	80.0	*	*
14/10/2021	06:00	1	0	1	3	2	0	1	0	0	0	0	0	0	0	0	0	0	0	0	8	35	25 to 35	75.0	1	12.5
14/10/2021	07:00	0	2	0	12	5	8	0	0	0	0	0	0	0	0	0	0	0	0	0	27	37.5	30 to 40	92.6	8	29.6
14/10/2021	08:00	0	1	14	51	28	12	1	0	1	0	0	0	0	0	0	0	0	0	0	108	34.6	25 to 35	86.1	14	13.0
14/10/2021	09:00	0	3	10	60	46	15	3	0	0	0	0	0	0	0	0	0	0	0	0	137	34.7	30 to 40	88.3	18	13.1
14/10/2021	10:00	0	3	8	28	30	20	1	0	0	0	0	0	0	0	0	0	0	0	0	90	36.8	30 to 40	86.7	21	23.3
14/10/2021	11:00	1	4	11	23	24	6	3	0	0	0	0	0	0	0	0	0	0	0	0	72	34.6	25 to 35	80.6	9	12.5
14/10/2021	12:00	4	2	7	37	27	14	0	0	0	0	0	0	0	0	0	0	0	0	0	91	35	30 to 40	85.7	14	15.4
14/10/2021	13:00	3	2	11	29	29	7	0	0	0	0	0	0	0	0	0	0	0	0	0	81	34.1	25 to 35	85.2	7	8.6
14/10/2021	14:00	6	2	9	42	25	10	1	0	0	0	0	0	0	0	0	0	0	0	0	95	34.4	30 to 40	81.1	11	11.6
14/10/2021	15:00	1	1	17	46	27	18	5	1	0	0	0	0	0	0	0	0	0	0	0	116	36.9	30 to 40	78.4	24	20.7
14/10/2021	16:00	0	5	24	63	59	17	3	0	0	0	0	0	0	0	0	0	0	0	0	171	34.5	25 to 35	85.4	20	11.7
14/10/2021	17:00	5	14	17	58	58	12	2	1	0	0	0	0	0	0	0	0	0	0	0	167	34.1	25 to 35	79.6	15	9.0
14/10/2021	18:00	1	8	19	70	79	20	6	1	0	0	0	0	0	0	0	0	0	0	0	204	34.7	30 to 40	82.8	27	13.2
14/10/2021	19:00	0	3	17	64	50	20	0	1	0	0	0	0	0	0	0	0	0	0	0	155	34.8	30 to 40	86.5	21	13.5
14/10/2021	20:00	1	3	9	31	35	7	4	1	0	0	0	0	0	0	0	0	0	0	0	91	34.7	25 to 35	82.4	12	13.2
14/10/2021	21:00	0	1	2	26	19	12	2	0	0	0	0	0	0	0	0	0	0	0	0	62	37.1	30 to 40	91.9	14	22.6
14/10/2021	22:00	0	2	3	26	16	9	2	0	0	0	0	0	0	0	0	0	0	0	0	58	36.1	30 to 40	87.9	11	19.0
14/10/2021	23:00	0	0	2	11	13	5	0	0	1	0	0	0	0	0	0	0	0	0	0	32	36	30 to 40	90.6	6	18.8
24 Hr Summary		27	61	183	689	581	217	36	6	3	0	0	0	0	0	0	0	0	0	0	1803	34.9	30 to 40	82.5	262	14.5

Incoming Histogram

2022 Jan Westfield Road flashing

from Tue-Sep-21-2021-03-00-PM to Fri-Jan-14-2022-01-59-PM

Date	Starting Hr:min	<15	15 to <20	20 to <25	25 to <30	30 to <35	35 to <40	40 to <45	45 to <50	50 to <55	55 to <60	60 to <65	65 to <70	70 to <75	75 to <80	80 to <85	85 to <90	90 to <95	95 to <100	100 to >105	Total Counts	85pct Speed	10MPH Pace	% in pace	# of Speeders	% Speeders
15/10/2021	00:00	0	2	4	16	9	5	2	0	0	0	0	0	0	0	0	0	0	0	0	38	36	30 to 40	78.9	7	18.4
15/10/2021	01:00	0	0	1	1	3	1	1	0	0	0	0	0	0	0	0	0	0	0	0	7	40	25 to 35	71.4	2	28.6
15/10/2021	02:00	0	0	0	1	1	0	0	1	0	0	0	0	0	0	0	0	0	0	0	3	50	25 to 35	66.7	1	33.3
15/10/2021	03:00	0	0	1	0	0	2	0	0	0	0	0	0	0	0	0	0	0	0	0	3	40	30 to 40	66.7	2	66.7
15/10/2021	04:00	1	3	1	0	0	1	0	0	0	0	0	0	0	0	0	0	0	0	0	6	25	15 to 25	83.3	1	16.7
15/10/2021	05:00	2	0	0	0	2	1	0	0	0	0	0	0	0	0	0	0	0	0	0	5	35	30 to 40	60.0	1	20.0
15/10/2021	06:00	1	1	2	1	2	2	1	1	0	0	0	0	0	0	0	0	0	0	0	11	40	25 to 35	45.5	4	36.4
15/10/2021	07:00	0	0	1	4	10	3	0	0	0	0	0	0	0	0	0	0	0	0	0	18	35	30 to 40	94.4	3	16.7
15/10/2021	08:00	1	2	5	57	33	10	0	0	0	0	0	0	0	0	0	0	0	0	0	108	34.1	30 to 40	92.6	10	9.3
15/10/2021	09:00	1	3	15	51	45	13	4	0	0	0	0	0	0	0	0	0	0	0	0	132	34.7	25 to 35	84.1	17	12.9
15/10/2021	10:00	0	2	5	40	45	19	0	0	0	0	0	0	0	0	0	0	0	0	0	111	35.5	30 to 40	93.7	19	17.1
15/10/2021	11:00	2	1	11	37	29	15	0	0	0	0	0	0	0	0	0	0	0	0	0	95	35.3	30 to 40	85.3	15	15.8
15/10/2021	12:00	1	6	8	29	31	17	1	0	0	0	0	0	0	0	0	0	0	0	0	93	36.2	30 to 40	82.8	18	19.4
15/10/2021	13:00	2	4	9	39	35	16	3	0	0	0	0	0	0	0	0	0	0	0	0	108	35.9	30 to 40	83.3	19	17.6
15/10/2021	14:00	5	7	10	43	39	15	4	0	0	0	0	0	0	0	0	0	0	0	0	123	35.3	30 to 40	78.9	19	15.4
15/10/2021	15:00	0	3	15	43	44	12	1	0	0	0	0	0	0	0	0	0	0	0	0	118	34.4	25 to 35	86.4	13	11.0
15/10/2021	16:00	1	3	19	66	55	17	5	0	0	0	0	0	0	0	0	0	0	0	0	166	34.7	25 to 35	84.3	22	13.3
15/10/2021	17:00	3	20	12	61	66	16	5	1	0	0	0	0	0	0	0	0	0	0	0	184	34.5	30 to 40	77.7	22	12.0
15/10/2021	18:00	0	4	23	71	69	25	6	1	0	0	0	0	0	0	0	0	0	0	0	199	35.4	30 to 40	82.9	32	16.1
15/10/2021	19:00	3	6	19	71	49	17	2	0	0	0	0	0	0	0	0	0	0	0	0	167	34.4	25 to 35	83.2	19	11.4
15/10/2021	20:00	0	0	9	37	36	13	6	1	0	0	0	0	0	0	0	0	0	0	0	102	36.9	30 to 40	84.3	20	19.6
15/10/2021	21:00	0	0	4	18	26	6	1	1	0	0	0	0	0	0	0	0	0	0	0	56	35	30 to 40	89.3	8	14.3
15/10/2021	22:00	0	0	5	11	8	5	1	0	0	0	0	0	0	0	0	0	0	0	0	30	37	25 to 35	80.0	6	20.0
15/10/2021	23:00	0	0	4	9	15	8	0	0	0	0	0	0	0	0	0	0	0	0	0	36	36.9	30 to 40	88.9	8	22.2
24 Hr Summary		23	67	183	706	652	239	43	6	0	0	0	0	0	0	0	0	0	0	0	1919	35	30 to 40	83.2	288	15.0

Incoming Histogram

2022 Jan Westfield Road flashing

from Tue-Sep-21-2021-03-00-PM to Fri-Jan-14-2022-01-59-PM

Date	Starting Hr:min	<15	15 to <20	20 to <25	25 to <30	30 to <35	35 to <40	40 to <45	45 to <50	50 to <55	55 to <60	60 to <65	65 to <70	70 to <75	75 to <80	80 to <85	85 to <90	90 to <95	95 to <100	100 to >105	Total Counts	85pct Speed	10MPH Pace	% in pace	# of Speeders	% Speeders
16/10/2021	00:00	0	0	2	5	14	3	1	0	0	0	0	0	0	0	0	0	0	0	0	25	35	30 to 40	88.0	4	16.0
16/10/2021	01:00	0	0	2	6	5	5	3	0	0	0	0	0	0	0	0	0	0	0	0	21	40	30 to 40	76.2	8	38.1
16/10/2021	02:00	0	0	0	1	2	0	2	1	0	0	0	0	0	0	0	0	0	0	0	6	45	35 to 45	66.7	3	50.0
16/10/2021	03:00	0	0	0	3	1	0	0	0	0	0	0	0	0	0	0	0	0	0	0	4	30	25 to 35	100.0	*	*
16/10/2021	04:00	0	0	0	1	0	0	0	0	0	0	0	0	0	0	0	0	0	0	0	1	30	20 to 30	100.0	*	*
16/10/2021	05:00	0	0	0	0	1	0	1	0	0	0	0	0	0	0	0	0	0	0	0	2	45	35 to 45	100.0	1	50.0
16/10/2021	06:00	0	0	0	1	1	1	0	0	0	0	0	0	0	0	0	0	0	0	0	3	40	30 to 40	100.0	1	33.3
16/10/2021	07:00	0	0	2	0	0	2	0	0	0	1	0	0	0	0	0	0	0	0	0	5	40	15 to 25	40.0	3	60.0
16/10/2021	08:00	0	0	1	7	5	6	0	0	0	0	0	0	0	0	0	0	0	0	0	19	37.5	30 to 40	94.7	6	31.6
16/10/2021	09:00	0	0	1	13	13	12	0	0	0	0	0	0	0	0	0	0	0	0	0	39	37.5	30 to 40	97.4	12	30.8
16/10/2021	10:00	0	1	3	27	13	11	4	0	0	0	0	0	0	0	0	0	0	0	0	59	37.7	30 to 40	86.4	15	25.4
16/10/2021	11:00	0	2	8	28	29	15	4	0	0	0	0	0	0	0	0	0	0	0	0	86	37	30 to 40	83.7	19	22.1
16/10/2021	12:00	1	3	13	41	42	10	3	0	0	0	0	0	0	0	0	0	0	0	0	113	34.5	25 to 35	85.0	13	11.5
16/10/2021	13:00	0	5	11	41	51	16	1	0	0	0	0	0	0	0	0	0	0	0	0	125	34.8	30 to 40	86.4	17	13.6
16/10/2021	14:00	0	3	9	41	38	25	4	0	0	0	0	0	0	0	0	0	0	0	0	120	37.2	30 to 40	86.7	29	24.2
16/10/2021	15:00	0	1	8	42	42	23	2	0	0	0	0	0	0	0	0	0	0	0	0	118	36.5	30 to 40	90.7	25	21.2
16/10/2021	16:00	2	4	8	46	38	21	5	0	0	0	0	0	0	0	0	0	0	0	0	124	36.7	30 to 40	84.7	26	21.0
16/10/2021	17:00	0	6	10	40	37	12	3	1	0	0	0	0	0	0	0	0	0	0	0	109	35	30 to 40	81.7	16	14.7
16/10/2021	18:00	0	1	13	43	46	23	8	1	0	0	0	0	0	0	0	0	0	0	0	135	37.6	30 to 40	83.0	32	23.7
16/10/2021	19:00	1	1	16	29	39	12	5	0	0	0	0	0	0	0	0	0	0	0	0	103	35.8	25 to 35	81.6	17	16.5
16/10/2021	20:00	0	2	10	28	37	13	6	2	0	0	0	0	0	0	0	0	0	0	0	98	37.3	30 to 40	79.6	21	21.4
16/10/2021	21:00	0	0	5	13	13	6	3	0	0	0	0	0	0	0	0	0	0	0	0	40	37.5	30 to 40	80.0	9	22.5
16/10/2021	22:00	0	1	3	10	15	3	0	0	2	0	0	0	0	0	0	0	0	0	0	34	35	25 to 35	82.4	5	14.7
16/10/2021	23:00	0	0	2	14	14	6	2	1	0	0	0	0	0	0	0	0	0	0	0	39	37.5	30 to 40	87.2	9	23.1
24 Hr Summary		4	30	127	480	496	225	57	6	2	1	0	0	0	0	0	0	0	0	0	1428	36.7	30 to 40	84.1	291	20.4

Incoming Histogram

2022 Jan Westfield Road flashing

from Tue-Sep-21-2021-03-00-PM to Fri-Jan-14-2022-01-59-PM

Date	Starting Hr:min	<15	15 to <20	20 to <25	25 to <30	30 to <35	35 to <40	40 to <45	45 to <50	50 to <55	55 to <60	60 to <65	65 to <70	70 to <75	75 to <80	80 to <85	85 to <90	90 to <95	95 to <100	100 to >105	Total Counts	85pct Speed	10MPH Pace	% in pace	# of Speeders	% Speeders
17/10/2021	00:00	0	1	4	14	8	3	4	1	1	0	0	0	0	0	0	0	0	0	0	36	41.2	25 to 35	72.2	9	25.0
17/10/2021	01:00	0	0	2	5	6	4	3	0	0	0	0	0	0	0	0	0	0	0	0	20	40	30 to 40	75.0	7	35.0
17/10/2021	02:00	0	0	0	3	3	1	1	0	0	0	0	0	0	0	0	0	0	0	0	8	40	30 to 40	87.5	2	25.0
17/10/2021	03:00	0	0	1	0	1	0	1	0	1	0	0	0	0	0	0	0	0	0	0	4	45	25 to 35	50.0	2	50.0
17/10/2021	04:00	0	0	0	0	0	0	0	0	0	0	0	0	0	0	0	0	0	0	0	0	0	*	*	*	*
17/10/2021	05:00	0	0	0	2	1	0	0	0	0	0	0	0	0	0	0	0	0	0	0	3	35	25 to 35	100.0	*	*
17/10/2021	06:00	0	0	0	0	0	0	1	0	0	0	0	0	0	0	0	0	0	0	0	1	45	35 to 45	100.0	1	100.0
17/10/2021	07:00	0	0	1	1	1	0	0	0	1	0	0	0	0	0	0	0	0	0	0	4	35	25 to 35	75.0	1	25.0
17/10/2021	08:00	0	0	2	0	2	0	1	0	0	0	0	0	0	0	0	0	0	0	0	5	35	25 to 35	80.0	1	20.0
17/10/2021	09:00	1	3	0	12	3	1	0	0	0	0	0	0	0	0	0	0	0	0	0	20	31.7	30 to 40	80.0	1	5.0
17/10/2021	10:00	0	0	5	21	19	7	4	0	0	0	0	0	0	0	0	0	0	0	0	56	37.1	30 to 40	83.9	11	19.6
17/10/2021	11:00	0	3	9	31	24	7	2	1	0	0	0	0	0	0	0	0	0	0	0	77	34.6	25 to 35	83.1	10	13.0
17/10/2021	12:00	4	3	13	33	36	14	3	0	1	0	0	0	0	0	0	0	0	0	0	107	35.7	30 to 40	77.6	18	16.8
17/10/2021	13:00	0	2	4	35	46	17	2	0	0	0	0	0	0	0	0	0	0	0	0	106	35.9	30 to 40	92.5	19	17.9
17/10/2021	14:00	0	4	23	53	32	17	4	0	0	0	0	0	0	0	0	0	0	0	0	133	35.3	25 to 35	81.2	21	15.8
17/10/2021	15:00	1	0	5	30	37	18	5	1	0	0	0	0	0	0	0	0	0	0	0	97	37.5	30 to 40	87.6	24	24.7
17/10/2021	16:00	0	1	8	48	40	11	3	1	0	0	0	0	0	0	0	0	0	0	0	112	34.8	30 to 40	88.4	15	13.4
17/10/2021	17:00	1	1	7	23	28	13	3	1	0	0	0	0	0	0	0	0	0	0	0	77	36.9	30 to 40	83.1	17	22.1
17/10/2021	18:00	0	1	14	41	26	9	1	0	0	0	0	0	0	0	0	0	0	0	0	92	34.2	25 to 35	88.0	10	10.9
17/10/2021	19:00	0	4	7	27	28	8	4	0	0	0	0	0	0	0	0	0	0	0	0	78	35	30 to 40	80.8	12	15.4
17/10/2021	20:00	0	1	8	16	13	8	7	0	0	0	0	0	0	0	0	0	0	0	0	53	39.4	25 to 35	69.8	15	28.3
17/10/2021	21:00	0	1	7	15	17	6	3	0	0	0	0	0	0	0	0	0	0	0	0	49	36.7	25 to 35	79.6	9	18.4
17/10/2021	22:00	0	0	1	11	13	6	0	0	1	0	0	0	0	0	0	0	0	0	0	32	36.7	30 to 40	93.8	7	21.9
17/10/2021	23:00	0	0	0	4	7	7	4	0	0	0	0	0	0	0	0	0	0	0	0	22	41.2	30 to 40	81.8	11	50.0
24 Hr Summary		7	25	121	425	391	157	56	5	5	0	0	0	0	0	0	0	0	0	0	1192	36.4	30 to 40	81.6	223	18.7

Incoming Histogram

2022 Jan Westfield Road flashing

from Tue-Sep-21-2021-03-00-PM to Fri-Jan-14-2022-01-59-PM

Date	Starting Hr:min	<15	15 to <20	20 to <25	25 to <30	30 to <35	35 to <40	40 to <45	45 to <50	50 to <55	55 to <60	60 to <65	65 to <70	70 to <75	75 to <80	80 to <85	85 to <90	90 to <95	95 to <100	100 to >105	Total Counts	85pct Speed	10MPH Pace	% in pace	# of Speeders	% Speeders	
18/10/2021	00:00	0	0	0	1	6	1	2	0	0	0	0	0	0	0	0	0	0	0	0	10	40	35 to 45	90.0	3	30.0	
18/10/2021	01:00	0	0	0	1	0	1	0	0	0	0	0	0	0	0	0	0	0	0	0	2	40	30 to 40	100.0	1	50.0	
18/10/2021	02:00	0	0	0	1	0	0	0	0	0	0	0	0	0	0	0	0	0	0	0	1	30	20 to 30	100.0	*	*	
18/10/2021	03:00	0	0	0	0	0	0	0	0	0	0	0	0	0	0	0	0	0	0	0	0	0	0	*	*	*	*
18/10/2021	04:00	2	0	0	0	0	0	0	0	0	0	0	0	0	0	0	0	0	0	0	2	15	5 to 15	100.0	*	*	
18/10/2021	05:00	3	1	2	1	2	0	0	0	0	0	0	0	0	0	0	0	0	0	0	9	32.5	15 to 25	66.7	*	*	
18/10/2021	06:00	0	1	0	3	3	1	0	0	0	0	0	0	0	0	0	0	0	0	0	8	35	30 to 40	87.5	1	12.5	
18/10/2021	07:00	0	1	2	12	7	4	0	0	1	0	0	0	0	0	0	0	0	0	0	27	36.2	30 to 40	85.2	5	18.5	
18/10/2021	08:00	0	2	10	54	35	7	0	1	0	0	0	0	0	0	0	0	0	0	0	109	33.9	25 to 35	90.8	8	7.3	
18/10/2021	09:00	1	3	15	52	46	19	4	0	0	0	0	0	0	0	0	0	0	0	0	140	35.5	30 to 40	83.6	23	16.4	
18/10/2021	10:00	0	2	9	29	21	10	3	0	0	0	0	0	0	0	0	0	0	0	0	74	36	30 to 40	81.1	13	17.6	
18/10/2021	11:00	0	6	9	26	31	13	1	0	0	0	0	0	0	0	0	0	0	0	0	86	35.4	30 to 40	81.4	14	16.3	
18/10/2021	12:00	3	0	1	32	25	10	1	0	0	0	0	0	0	0	0	0	0	0	0	72	35	30 to 40	93.1	11	15.3	
18/10/2021	13:00	3	2	6	31	24	13	4	1	0	0	0	0	0	0	0	0	0	0	0	84	36.9	30 to 40	81.0	18	21.4	
18/10/2021	14:00	5	2	10	44	38	10	3	0	0	0	0	0	0	0	0	0	0	0	0	112	34.5	25 to 35	82.1	13	11.6	
18/10/2021	15:00	1	2	6	51	37	14	1	0	0	0	0	0	0	0	0	0	0	0	0	112	34.7	30 to 40	91.1	15	13.4	
18/10/2021	16:00	0	3	16	66	43	17	6	0	0	0	0	0	0	0	0	0	0	0	0	151	35	30 to 40	83.4	23	15.2	
18/10/2021	17:00	5	13	19	59	48	13	2	0	0	0	0	0	0	0	0	0	0	0	0	159	34.1	25 to 35	79.2	15	9.4	
18/10/2021	18:00	0	2	18	61	74	15	1	0	0	0	0	0	0	0	0	0	0	0	0	171	34.3	25 to 35	89.5	16	9.4	
18/10/2021	19:00	2	6	19	65	43	14	0	0	0	0	0	0	0	0	0	0	0	0	0	149	34.1	25 to 35	85.2	14	9.4	
18/10/2021	20:00	1	0	5	34	16	12	1	1	0	0	0	0	0	0	0	0	0	0	0	70	36.7	30 to 40	88.6	14	20.0	
18/10/2021	21:00	0	1	4	17	10	4	2	1	0	0	0	0	0	0	0	0	0	0	0	39	36.2	25 to 35	79.5	7	17.9	
18/10/2021	22:00	1	1	2	16	13	4	3	0	0	0	0	0	0	0	0	0	0	0	0	40	36.2	30 to 40	82.5	7	17.5	
18/10/2021	23:00	0	0	0	10	2	9	2	1	0	0	0	0	0	0	0	0	0	0	0	24	39.4	30 to 40	87.5	12	50.0	
24 Hr Summary		27	48	153	666	524	191	36	5	1	0	0	0	0	0	0	0	0	0	0	1651	34.9	30 to 40	83.6	233	14.1	

Incoming Histogram

2022 Jan Westfield Road flashing

from Tue-Sep-21-2021-03-00-PM to Fri-Jan-14-2022-01-59-PM

Date	Starting Hr:min	<15	15 to <20	20 to <25	25 to <30	30 to <35	35 to <40	40 to <45	45 to <50	50 to <55	55 to <60	60 to <65	65 to <70	70 to <75	75 to <80	80 to <85	85 to <90	90 to <95	95 to <100	100 to >105	Total Counts	85pct Speed	10MPH Pace	% in pace	# of Speeders	% Speeders
19/10/2021	00:00	0	0	1	9	0	3	2	0	0	0	0	0	0	0	0	0	0	0	0	15	40	30 to 40	80.0	5	33.3
19/10/2021	01:00	0	0	0	2	2	3	1	0	0	0	0	0	0	0	0	0	0	0	0	8	40	30 to 40	87.5	4	50.0
19/10/2021	02:00	0	0	1	1	0	1	0	0	0	0	0	0	0	0	0	0	0	0	0	3	40	20 to 30	66.7	1	33.3
19/10/2021	03:00	0	0	0	0	0	0	0	0	0	0	0	0	0	0	0	0	0	0	0	0	0	*	*	*	*
19/10/2021	04:00	4	3	0	1	0	0	0	0	0	0	0	0	0	0	0	0	0	0	0	8	20	10 to 20	87.5	*	*
19/10/2021	05:00	1	3	1	1	1	0	0	0	0	0	0	0	0	0	0	0	0	0	0	7	30	15 to 25	71.4	*	*
19/10/2021	06:00	0	0	1	1	2	3	1	0	0	0	0	0	0	0	0	0	0	0	0	8	40	30 to 40	75.0	4	50.0
19/10/2021	07:00	0	0	2	16	11	2	0	1	0	0	0	0	0	0	0	0	0	0	0	32	34.1	25 to 35	90.6	3	9.4
19/10/2021	08:00	1	2	19	44	36	5	4	0	0	0	0	0	0	0	0	0	0	0	0	111	33.9	25 to 35	89.2	9	8.1
19/10/2021	09:00	1	1	10	50	47	14	3	0	0	0	0	0	0	0	0	0	0	0	0	126	34.8	30 to 40	88.1	17	13.5
19/10/2021	10:00	0	1	9	35	32	19	1	0	0	0	0	0	0	0	0	0	0	0	0	97	36.3	30 to 40	88.7	20	20.6
19/10/2021	11:00	0	5	9	35	21	9	0	0	0	0	0	0	0	0	0	0	0	0	0	79	34.3	25 to 35	82.3	9	11.4
19/10/2021	12:00	1	5	14	36	19	12	0	0	0	0	0	0	0	0	0	0	0	0	0	87	34.7	25 to 35	79.3	12	13.8
19/10/2021	13:00	1	1	8	39	36	10	5	0	0	0	0	0	0	0	0	0	0	0	0	100	35	30 to 40	85.0	15	15.0
19/10/2021	14:00	2	3	12	35	32	17	5	0	0	0	0	0	0	0	0	0	0	0	0	106	36.8	30 to 40	79.2	22	20.8
19/10/2021	15:00	2	2	3	43	37	13	0	0	0	0	0	0	0	0	0	0	0	0	0	100	34.7	30 to 40	93.0	13	13.0
19/10/2021	16:00	1	1	12	59	48	10	1	1	0	0	0	0	0	0	0	0	0	0	0	133	34.2	25 to 35	89.5	12	9.0
19/10/2021	17:00	6	19	23	82	38	19	3	0	0	0	0	0	0	0	0	0	0	0	0	190	34.2	25 to 35	75.3	22	11.6
19/10/2021	18:00	0	10	26	78	59	28	2	0	0	0	0	0	0	0	0	0	0	0	0	203	35	30 to 40	81.3	30	14.8
19/10/2021	19:00	0	3	11	52	49	17	4	0	0	0	0	0	0	0	0	0	0	0	0	136	35.3	30 to 40	86.8	21	15.4
19/10/2021	20:00	0	1	4	33	37	11	1	0	0	0	0	0	0	0	0	0	0	0	0	87	34.9	30 to 40	93.1	12	13.8
19/10/2021	21:00	0	2	9	25	16	8	0	0	0	0	0	0	0	0	0	0	0	0	0	60	34.7	25 to 35	83.3	8	13.3
19/10/2021	22:00	0	3	5	18	17	4	0	0	0	0	0	0	0	0	0	0	0	0	0	47	34.1	25 to 35	85.1	4	8.5
19/10/2021	23:00	0	0	3	21	11	4	0	0	0	0	0	0	0	0	0	0	0	0	0	39	34.1	30 to 40	92.3	4	10.3
24 Hr Summary		20	65	183	716	551	212	33	2	0	0	0	0	0	0	0	0	0	0	0	1782	34.8	30 to 40	83.0	247	13.9

Incoming Histogram

2022 Jan Westfield Road flashing

from Tue-Sep-21-2021-03-00-PM to Fri-Jan-14-2022-01-59-PM

Date	Starting Hr:min	<15	15 to <20	20 to <25	25 to <30	30 to <35	35 to <40	40 to <45	45 to <50	50 to <55	55 to <60	60 to <65	65 to <70	70 to <75	75 to <80	80 to <85	85 to <90	90 to <95	95 to <100	100 to >105	Total Counts	85pct Speed	10MPH Pace	% in pace	# of Speeders	% Speeders
20/10/2021	00:00	0	0	1	6	5	1	0	1	0	0	0	0	0	0	0	0	0	0	0	14	35	25 to 35	85.7	2	14.3
20/10/2021	01:00	0	0	2	2	0	2	0	0	0	0	0	0	0	0	0	0	0	0	0	6	37.5	20 to 30	66.7	2	33.3
20/10/2021	02:00	0	0	1	2	1	0	0	0	0	0	0	0	0	0	0	0	0	0	0	4	30	25 to 35	100.0	*	*
20/10/2021	03:00	0	1	0	2	1	0	0	0	0	0	0	0	0	0	0	0	0	0	0	4	30	20 to 30	75.0	*	*
20/10/2021	04:00	2	2	0	0	0	0	0	0	0	0	0	0	0	0	0	0	0	0	0	4	17.5	10 to 20	100.0	*	*
20/10/2021	05:00	2	6	0	0	1	0	0	0	0	0	0	0	0	0	0	0	0	0	0	9	20	10 to 20	88.9	*	*
20/10/2021	06:00	0	1	1	4	1	1	2	0	0	0	0	0	0	0	0	0	0	0	0	10	40	20 to 30	60.0	3	30.0
20/10/2021	07:00	0	3	1	15	5	3	1	0	0	0	0	0	0	0	0	0	0	0	0	28	35	30 to 40	82.1	4	14.3
20/10/2021	08:00	6	5	10	58	31	5	0	0	0	0	0	0	0	0	0	0	0	0	0	115	33.1	25 to 35	86.1	5	4.3
20/10/2021	09:00	0	7	22	44	47	14	0	0	0	0	0	0	0	0	0	0	0	0	0	134	34.4	25 to 35	84.3	14	10.4
20/10/2021	10:00	1	3	6	30	27	10	2	1	0	0	0	0	0	0	0	0	0	0	0	80	35.5	30 to 40	83.8	13	16.3
20/10/2021	11:00	2	3	8	39	24	15	3	0	0	0	0	0	0	0	0	0	0	0	0	94	36.3	30 to 40	83.0	18	19.1
20/10/2021	12:00	0	3	10	20	25	10	4	0	0	0	0	0	0	0	0	0	0	0	0	72	36.5	25 to 35	76.4	14	19.4
20/10/2021	13:00	1	5	13	32	35	7	4	0	0	0	0	0	0	0	0	0	0	0	0	97	34.4	25 to 35	82.5	11	11.3
20/10/2021	14:00	6	9	13	50	36	11	3	0	1	0	0	0	0	0	0	0	0	0	0	129	34.4	25 to 35	76.7	15	11.6
20/10/2021	15:00	1	4	7	41	32	14	1	1	0	0	0	0	0	0	0	0	0	0	0	101	35.4	30 to 40	86.1	16	15.8
20/10/2021	16:00	2	3	14	74	31	16	2	0	0	0	0	0	0	0	0	0	0	0	0	142	34.5	30 to 40	85.2	18	12.7
20/10/2021	17:00	8	14	19	58	54	16	7	0	0	0	0	0	0	0	0	0	0	0	0	176	34.7	25 to 35	74.4	23	13.1
20/10/2021	18:00	0	12	18	71	68	17	3	1	0	0	0	0	0	0	0	0	0	0	0	190	34.5	25 to 35	82.6	21	11.1
20/10/2021	19:00	2	6	26	61	37	12	3	0	0	0	0	0	0	0	0	0	0	0	0	147	34.1	25 to 35	84.4	15	10.2
20/10/2021	20:00	0	1	8	40	25	12	2	0	0	0	0	0	0	0	0	0	0	0	0	88	35.4	30 to 40	87.5	14	15.9
20/10/2021	21:00	0	1	2	21	23	9	3	0	0	0	0	0	0	0	0	0	0	0	0	59	36.7	30 to 40	89.8	12	20.3
20/10/2021	22:00	0	1	4	14	7	5	3	0	0	0	0	0	0	0	0	0	0	0	0	34	38	30 to 40	76.5	8	23.5
20/10/2021	23:00	0	0	3	15	17	7	2	0	0	0	0	0	0	0	0	0	0	0	0	44	36.4	30 to 40	88.6	9	20.5
24 Hr Summary		33	90	189	699	533	187	45	4	1	0	0	0	0	0	0	0	0	0	0	1781	34.7	25 to 35	79.8	237	13.3

Incoming Histogram

2022 Jan Westfield Road flashing

from Tue-Sep-21-2021-03-00-PM to Fri-Jan-14-2022-01-59-PM

Date	Starting Hr:min	<15	15 to <20	20 to <25	25 to <30	30 to <35	35 to <40	40 to <45	45 to <50	50 to <55	55 to <60	60 to <65	65 to <70	70 to <75	75 to <80	80 to <85	85 to <90	90 to <95	95 to <100	100 to >105	Total Counts	85pct Speed	10MPH Pace	% in pace	# of Speeders	% Speeders
21/10/2021	00:00	0	1	2	5	6	0	0	0	0	0	0	0	0	0	0	0	0	0	0	14	33.3	25 to 35	92.9	*	*
21/10/2021	01:00	0	0	0	4	6	1	2	0	0	0	0	0	0	0	0	0	0	0	0	13	40	30 to 40	84.6	3	23.1
21/10/2021	02:00	0	0	1	0	2	2	0	1	0	0	0	0	0	0	0	0	0	0	0	6	40	30 to 40	66.7	3	50.0
21/10/2021	03:00	0	0	0	0	0	1	0	0	0	0	0	0	0	0	0	0	0	0	0	1	40	30 to 40	100.0	1	100.0
21/10/2021	04:00	3	0	0	0	1	0	0	0	0	0	0	0	0	0	0	0	0	0	0	4	15	5 to 15	75.0	*	*
21/10/2021	05:00	3	0	2	2	0	0	0	0	0	0	0	0	0	0	0	0	0	0	0	7	27.5	15 to 25	71.4	*	*
21/10/2021	06:00	0	0	0	1	5	2	0	0	0	0	0	0	0	0	0	0	0	0	0	8	37.5	30 to 40	100.0	2	25.0
21/10/2021	07:00	0	1	4	10	5	1	3	1	0	0	0	0	0	0	0	0	0	0	0	25	40	25 to 35	76.0	5	20.0
21/10/2021	08:00	0	1	14	51	28	7	3	0	0	0	0	0	0	0	0	0	0	0	0	104	33.9	25 to 35	89.4	10	9.6
21/10/2021	09:00	0	2	15	52	51	12	2	0	0	0	0	0	0	0	0	0	0	0	0	134	34.4	25 to 35	88.1	14	10.4
21/10/2021	10:00	0	1	11	28	27	13	3	0	0	0	0	0	0	0	0	0	0	0	0	83	36.5	30 to 40	81.9	16	19.3
21/10/2021	11:00	1	1	5	35	25	9	2	0	0	0	0	0	0	0	0	0	0	0	0	78	34.8	30 to 40	88.5	11	14.1
21/10/2021	12:00	0	1	7	25	26	7	3	0	0	0	0	0	0	0	0	0	0	0	0	69	35	25 to 35	84.1	10	14.5
21/10/2021	13:00	0	4	10	32	34	10	0	2	0	0	0	0	0	0	0	0	0	0	0	92	34.7	25 to 35	82.6	12	13.0
21/10/2021	14:00	4	5	16	39	41	11	1	1	0	0	0	0	0	0	0	0	0	0	0	118	34.4	25 to 35	81.4	13	11.0
21/10/2021	15:00	3	4	7	48	37	22	3	0	0	0	0	0	0	0	0	0	0	0	0	124	36.4	30 to 40	86.3	25	20.2
21/10/2021	16:00	3	3	16	51	47	19	1	0	0	0	0	0	0	0	0	0	0	0	0	140	34.9	30 to 40	83.6	20	14.3
21/10/2021	17:00	7	10	18	60	40	20	0	1	0	0	0	0	0	0	0	0	0	0	0	156	34.8	30 to 40	76.9	21	13.5
21/10/2021	18:00	3	10	25	74	64	13	3	0	0	0	0	0	0	0	0	0	0	0	0	192	34	25 to 35	84.9	16	8.3
21/10/2021	19:00	0	1	26	72	43	18	4	0	0	0	0	0	0	0	0	0	0	0	0	164	34.7	25 to 35	86.0	22	13.4
21/10/2021	20:00	1	2	12	41	40	8	3	0	0	0	0	0	0	0	0	0	0	0	0	107	34.4	25 to 35	86.9	11	10.3
21/10/2021	21:00	0	2	5	23	24	7	2	1	0	0	0	0	0	0	0	0	0	0	0	64	35	30 to 40	84.4	10	15.6
21/10/2021	22:00	0	0	1	18	15	6	2	1	0	0	0	0	0	0	0	0	0	0	0	43	37.5	30 to 40	90.7	9	20.9
21/10/2021	23:00	0	1	3	15	17	3	2	0	0	0	0	0	0	0	0	0	0	0	0	41	34.7	25 to 35	85.4	5	12.2
24 Hr Summary		28	50	200	686	584	192	39	8	0	0	0	0	0	0	0	0	0	0	0	1787	34.8	25 to 35	82.3	239	13.4

Incoming Histogram

2022 Jan Westfield Road flashing

from Tue-Sep-21-2021-03-00-PM to Fri-Jan-14-2022-01-59-PM

Date	Starting Hr:min	<15	15 to <20	20 to <25	25 to <30	30 to <35	35 to <40	40 to <45	45 to <50	50 to <55	55 to <60	60 to <65	65 to <70	70 to <75	75 to <80	80 to <85	85 to <90	90 to <95	95 to <100	100 to >105	Total Counts	85pct Speed	10MPH Pace	% in pace	# of Speeders	% Speeders
22/10/2021	00:00	0	0	2	8	10	5	2	0	0	0	0	0	0	0	0	0	0	0	0	27	38	30 to 40	85.2	7	25.9
22/10/2021	01:00	0	0	1	7	2	4	0	0	0	0	0	0	0	0	0	0	0	0	0	14	37.5	30 to 40	92.9	4	28.6
22/10/2021	02:00	0	0	1	2	2	1	0	0	0	0	0	0	0	0	0	0	0	0	0	6	35	25 to 35	83.3	1	16.7
22/10/2021	03:00	0	0	1	1	0	0	0	0	0	0	0	0	0	0	0	0	0	0	0	2	30	20 to 30	100.0	*	*
22/10/2021	04:00	3	0	0	0	1	0	0	0	0	0	0	0	0	0	0	0	0	0	0	4	15	5 to 15	75.0	*	*
22/10/2021	05:00	1	0	0	1	0	0	0	0	0	0	0	0	0	0	0	0	0	0	0	2	30	5 to 15	50.0	*	*
22/10/2021	06:00	0	0	0	4	4	0	0	1	0	0	0	0	0	0	0	0	0	0	0	9	35	25 to 35	88.9	1	11.1
22/10/2021	07:00	1	0	4	8	6	5	2	0	0	0	0	0	0	0	0	0	0	0	0	26	38	30 to 40	73.1	7	26.9
22/10/2021	08:00	0	0	7	45	26	6	2	0	0	0	0	0	0	0	0	0	0	0	0	86	34	25 to 35	90.7	8	9.3
22/10/2021	09:00	2	3	19	47	45	23	6	0	0	0	0	0	0	0	0	0	0	0	0	145	36.5	30 to 40	79.3	29	20.0
22/10/2021	10:00	0	2	4	21	33	16	1	0	0	0	0	0	0	0	0	0	0	0	0	77	36.6	30 to 40	90.9	17	22.1
22/10/2021	11:00	0	4	8	35	22	3	1	0	0	0	0	0	0	0	0	0	0	0	0	73	33.4	25 to 35	89.0	4	5.5
22/10/2021	12:00	0	2	9	30	23	22	1	0	0	0	0	0	0	0	0	0	0	0	0	87	37.3	30 to 40	86.2	23	26.4
22/10/2021	13:00	2	3	5	34	45	16	1	0	0	0	0	0	0	0	0	0	0	0	0	106	35.3	30 to 40	89.6	17	16.0
22/10/2021	14:00	2	4	10	43	41	13	3	0	0	0	0	0	0	0	0	0	0	0	0	116	34.9	30 to 40	83.6	16	13.8
22/10/2021	15:00	2	4	10	41	39	13	3	0	0	0	0	0	0	0	0	0	0	0	0	112	34.9	30 to 40	83.0	16	14.3
22/10/2021	16:00	0	3	24	64	42	30	2	0	0	0	0	0	0	0	0	0	0	0	0	165	36.2	30 to 40	82.4	32	19.4
22/10/2021	17:00	3	13	26	65	53	17	4	0	0	0	0	0	0	0	0	0	0	0	0	181	34.4	25 to 35	79.6	21	11.6
22/10/2021	18:00	0	2	16	54	47	20	7	1	0	0	0	0	0	0	0	0	0	0	0	147	36.5	30 to 40	82.3	28	19.0
22/10/2021	19:00	1	4	18	48	44	17	5	1	0	0	0	0	0	0	0	0	0	0	0	138	35.6	25 to 35	79.7	23	16.7
22/10/2021	20:00	1	3	6	32	22	10	3	1	0	0	0	0	0	0	0	0	0	0	0	78	36	30 to 40	82.1	14	17.9
22/10/2021	21:00	0	0	3	14	11	13	4	0	0	0	0	0	0	0	0	0	0	0	0	45	38.8	30 to 40	84.4	17	37.8
22/10/2021	22:00	2	0	2	8	12	3	1	0	1	0	0	0	0	0	0	0	0	0	0	29	36.7	30 to 40	79.3	5	17.2
22/10/2021	23:00	0	0	2	15	18	3	2	0	0	0	1	0	0	0	0	0	0	0	0	41	35	30 to 40	87.8	6	14.6
24 Hr Summary		20	47	178	627	548	240	50	4	1	0	1	0	0	0	0	0	0	0	0	1716	35.8	30 to 40	82.5	296	17.2

Incoming Histogram

2022 Jan Westfield Road flashing

from Tue-Sep-21-2021-03-00-PM to Fri-Jan-14-2022-01-59-PM

Date	Starting Hr:min	<15	15 to <20	20 to <25	25 to <30	30 to <35	35 to <40	40 to <45	45 to <50	50 to <55	55 to <60	60 to <65	65 to <70	70 to <75	75 to <80	80 to <85	85 to <90	90 to <95	95 to <100	100 to >105	Total Counts	85pct Speed	10MPH Pace	% in pace	# of Speeders	% Speeders
23/10/2021	00:00	1	2	4	6	12	7	2	1	0	0	0	0	0	0	0	0	0	0	0	35	38.6	30 to 40	71.4	10	28.6
23/10/2021	01:00	1	1	2	7	7	3	1	0	0	0	0	0	0	0	0	0	0	0	0	22	36.7	30 to 40	77.3	4	18.2
23/10/2021	02:00	0	1	2	1	0	1	0	0	0	0	0	0	0	0	0	0	0	0	0	5	30	20 to 30	80.0	1	20.0
23/10/2021	03:00	0	0	0	3	3	0	1	0	0	0	0	0	0	0	0	0	0	0	0	7	35	25 to 35	85.7	1	14.3
23/10/2021	04:00	0	0	0	0	2	0	0	0	0	0	0	0	0	0	0	0	0	0	0	2	35	25 to 35	100.0	*	*
23/10/2021	05:00	0	0	0	1	2	1	0	0	0	0	0	0	0	0	0	0	0	0	0	4	35	30 to 40	100.0	1	25.0
23/10/2021	06:00	1	0	2	3	1	0	1	0	0	0	0	0	0	0	0	0	0	0	0	8	35	25 to 35	75.0	1	12.5
23/10/2021	07:00	1	2	0	2	0	0	1	0	0	0	0	0	0	0	0	0	0	0	0	6	30	20 to 30	66.7	1	16.7
23/10/2021	08:00	0	1	1	5	5	3	1	0	0	0	0	0	0	0	0	0	0	0	0	16	38.3	30 to 40	81.3	4	25.0
23/10/2021	09:00	0	3	3	15	21	7	0	0	0	0	0	0	0	0	0	0	0	0	0	49	35	30 to 40	87.8	7	14.3
23/10/2021	10:00	0	6	17	29	30	10	2	0	0	0	0	0	0	0	0	0	0	0	0	94	34.7	25 to 35	80.9	12	12.8
23/10/2021	11:00	1	5	11	29	36	14	4	1	0	0	0	0	0	0	0	0	0	0	0	101	36.4	30 to 40	78.2	19	18.8
23/10/2021	12:00	0	1	14	47	25	16	6	0	0	0	0	0	0	0	0	0	0	0	0	109	36.9	30 to 40	80.7	22	20.2
23/10/2021	13:00	0	2	4	53	47	11	2	0	0	0	0	0	0	0	0	0	0	0	0	119	34.5	30 to 40	93.3	13	10.9
23/10/2021	14:00	0	3	6	38	35	16	5	1	0	0	0	0	0	0	0	0	0	0	0	104	36.9	30 to 40	85.6	22	21.2
23/10/2021	15:00	0	5	10	43	39	15	5	1	0	0	0	0	0	0	0	0	0	0	0	118	36	30 to 40	82.2	21	17.8
23/10/2021	16:00	0	1	10	36	37	13	3	0	0	0	0	0	0	0	0	0	0	0	0	100	35.4	30 to 40	86.0	16	16.0
23/10/2021	17:00	0	6	17	36	38	24	6	0	0	0	0	0	0	0	0	0	0	0	0	127	37.3	30 to 40	77.2	30	23.6
23/10/2021	18:00	0	5	13	46	41	13	6	1	0	0	0	0	0	0	0	0	0	0	0	125	35.4	25 to 35	80.0	20	16.0
23/10/2021	19:00	0	3	12	41	36	13	7	0	0	0	0	0	0	0	0	0	0	0	0	112	36.2	30 to 40	80.4	20	17.9
23/10/2021	20:00	0	2	5	30	15	9	7	1	0	0	0	0	0	0	0	0	0	0	0	69	38.9	30 to 40	78.3	17	24.6
23/10/2021	21:00	0	0	4	13	15	5	1	1	0	0	0	0	0	0	0	0	0	0	0	39	36	30 to 40	84.6	7	17.9
23/10/2021	22:00	0	0	1	10	11	8	1	1	0	0	0	0	0	0	0	0	0	0	0	32	38.1	30 to 40	90.6	10	31.3
23/10/2021	23:00	0	0	3	14	10	5	0	0	0	0	0	0	0	0	0	0	0	0	0	32	35	30 to 40	90.6	5	15.6
24 Hr Summary		5	49	141	508	468	194	62	8	0	0	0	0	0	0	0	0	0	0	0	1435	36.3	30 to 40	81.5	264	18.4

Incoming Histogram

2022 Jan Westfield Road flashing

from Tue-Sep-21-2021-03-00-PM to Fri-Jan-14-2022-01-59-PM

Date	Starting Hr:min	<15	15 to <20	20 to <25	25 to <30	30 to <35	35 to <40	40 to <45	45 to <50	50 to <55	55 to <60	60 to <65	65 to <70	70 to <75	75 to <80	80 to <85	85 to <90	90 to <95	95 to <100	100 to >105	Total Counts	85pct Speed	10MPH Pace	% in pace	# of Speeders	% Speeders	
24/10/2021	00:00	0	0	3	8	9	7	2	0	0	0	0	0	0	0	0	0	0	0	0	29	38.6	30 to 40	82.8	9	31.0	
24/10/2021	01:00	0	0	0	0	4	1	3	0	0	0	0	0	0	0	0	0	0	0	0	8	43.3	35 to 45	100.0	4	50.0	
24/10/2021	02:00	0	0	0	0	3	3	1	0	0	0	0	0	0	0	0	0	0	0	0	7	40	35 to 45	100.0	4	57.1	
24/10/2021	03:00	0	0	0	0	2	0	0	0	0	0	0	0	0	0	0	0	0	0	0	2	35	25 to 35	100.0	*	*	
24/10/2021	04:00	0	0	0	0	0	0	0	0	0	0	0	0	0	0	0	0	0	0	0	0	0	0	*	*	*	*
24/10/2021	05:00	0	0	0	0	1	0	0	0	0	0	0	0	0	0	0	0	0	0	0	1	35	25 to 35	100.0	*	*	
24/10/2021	06:00	0	0	0	0	1	0	2	0	0	0	0	0	0	0	0	0	0	0	0	3	45	35 to 45	100.0	2	66.7	
24/10/2021	07:00	0	0	0	0	1	0	1	0	0	0	0	0	0	0	0	0	0	0	0	2	45	35 to 45	100.0	1	50.0	
24/10/2021	08:00	0	2	2	3	4	2	1	0	0	0	0	0	0	0	0	0	0	0	0	14	37.5	25 to 35	64.3	3	21.4	
24/10/2021	09:00	0	0	1	4	9	7	0	0	0	0	0	0	0	0	0	0	0	0	0	21	37.9	30 to 40	95.2	7	33.3	
24/10/2021	10:00	0	1	5	13	19	10	2	2	0	0	0	0	0	0	0	0	0	0	0	52	38	30 to 40	80.8	14	26.9	
24/10/2021	11:00	0	2	8	29	30	6	1	0	0	0	0	0	0	0	0	0	0	0	0	76	34.3	25 to 35	88.2	7	9.2	
24/10/2021	12:00	1	1	10	38	21	21	4	1	0	0	0	0	0	0	0	0	0	0	0	97	37.6	30 to 40	82.5	26	26.8	
24/10/2021	13:00	1	3	10	44	45	19	3	0	0	0	0	0	0	0	0	0	0	0	0	125	35.8	30 to 40	86.4	22	17.6	
24/10/2021	14:00	0	0	4	35	37	20	8	0	0	0	0	0	0	0	0	0	0	0	0	104	38	30 to 40	88.5	28	26.9	
24/10/2021	15:00	0	4	14	32	31	21	4	0	0	0	0	0	0	0	0	0	0	0	0	106	37.1	30 to 40	79.2	25	23.6	
24/10/2021	16:00	1	0	10	39	45	13	4	0	0	0	0	0	0	0	0	0	0	0	0	112	35	30 to 40	86.6	17	15.2	
24/10/2021	17:00	0	5	8	30	31	9	6	0	0	0	0	0	0	0	0	0	0	0	0	89	36.1	30 to 40	78.7	15	16.9	
24/10/2021	18:00	2	6	8	18	27	17	7	0	0	0	0	0	0	0	0	0	0	0	0	85	38.2	30 to 40	72.9	24	28.2	
24/10/2021	19:00	0	2	5	29	16	13	4	0	0	0	0	0	0	0	0	0	0	0	0	69	37.7	30 to 40	84.1	17	24.6	
24/10/2021	20:00	0	1	5	16	12	7	3	0	0	0	0	0	0	0	0	0	0	0	0	44	37.1	30 to 40	79.5	10	22.7	
24/10/2021	21:00	0	0	3	22	14	7	3	1	0	0	0	0	0	0	0	0	0	0	0	50	37.1	30 to 40	86.0	11	22.0	
24/10/2021	22:00	0	0	0	7	10	6	2	0	0	0	0	0	0	0	0	0	0	0	0	25	38.3	30 to 40	92.0	8	32.0	
24/10/2021	23:00	0	0	0	7	2	1	0	0	0	0	0	0	0	0	0	0	0	0	0	10	32.5	30 to 40	100.0	1	10.0	
24 Hr Summary		5	27	96	374	374	190	61	4	0	0	0	0	0	0	0	0	0	0	0	1131	37.2	30 to 40	82.9	255	22.5	

Incoming Histogram

2022 Jan Westfield Road flashing

from Tue-Sep-21-2021-03-00-PM to Fri-Jan-14-2022-01-59-PM

Date	Starting Hr:min	<15	15 to <20	20 to <25	25 to <30	30 to <35	35 to <40	40 to <45	45 to <50	50 to <55	55 to <60	60 to <65	65 to <70	70 to <75	75 to <80	80 to <85	85 to <90	90 to <95	95 to <100	100 to >105	Total Counts	85pct Speed	10MPH Pace	% in pace	# of Speeders	% Speeders	
25/10/2021	00:00	0	0	1	4	3	0	2	0	1	0	0	0	0	0	0	0	0	0	0	0	11	42.5	25 to 35	72.7	3	27.3
25/10/2021	01:00	0	0	0	1	1	1	0	0	1	0	0	0	0	0	0	0	0	0	0	0	4	40	30 to 40	75.0	2	50.0
25/10/2021	02:00	0	0	1	0	0	0	0	0	0	0	0	0	0	0	0	0	0	0	0	0	1	25	15 to 25	100.0	*	*
25/10/2021	03:00	0	0	0	0	0	0	0	0	0	0	0	0	0	0	0	0	0	0	0	0	0	0	*	*	*	*
25/10/2021	04:00	2	1	0	0	0	1	0	0	0	0	0	0	0	0	0	0	0	0	0	0	4	20	10 to 20	75.0	1	25.0
25/10/2021	05:00	2	2	0	0	0	0	0	0	0	0	0	0	0	0	0	0	0	0	0	0	4	17.5	10 to 20	100.0	*	*
25/10/2021	06:00	1	1	2	3	2	1	1	0	0	0	0	0	0	0	0	0	0	0	0	0	11	35	25 to 35	63.6	2	18.2
25/10/2021	07:00	1	1	4	12	7	0	2	1	0	0	0	0	0	0	0	0	0	0	0	0	28	34.3	25 to 35	82.1	3	10.7
25/10/2021	08:00	0	0	9	36	34	6	1	0	0	0	0	0	0	0	0	0	0	0	0	0	86	34.1	25 to 35	91.9	7	8.1
25/10/2021	09:00	1	1	8	38	28	22	3	0	0	0	0	0	0	0	0	0	0	0	0	0	101	37.3	30 to 40	87.1	25	24.8
25/10/2021	10:00	0	1	8	33	23	7	3	0	0	0	0	0	0	0	0	0	0	0	0	0	75	34.8	25 to 35	85.3	10	13.3
25/10/2021	11:00	0	2	4	32	24	12	0	0	0	0	0	0	0	0	0	0	0	0	0	0	74	35.4	30 to 40	91.9	12	16.2
25/10/2021	12:00	1	3	9	43	29	9	4	0	0	0	0	0	0	0	0	0	0	0	0	0	98	34.7	25 to 35	82.7	13	13.3
25/10/2021	13:00	2	1	8	39	34	11	0	1	0	0	0	0	0	0	0	0	0	0	0	0	96	34.7	30 to 40	87.5	12	12.5
25/10/2021	14:00	0	4	6	27	41	7	3	0	0	0	0	0	0	0	0	0	0	0	0	0	88	34.6	30 to 40	85.2	10	11.4
25/10/2021	15:00	0	2	7	42	44	12	2	1	0	0	0	0	0	0	0	0	0	0	0	0	110	34.9	30 to 40	89.1	15	13.6
25/10/2021	16:00	1	4	14	33	42	13	9	0	0	0	0	0	0	0	0	0	0	0	0	0	116	36.9	25 to 35	76.7	22	19.0
25/10/2021	17:00	4	14	17	60	49	17	2	0	0	0	0	0	0	0	0	0	0	0	0	0	163	34.5	25 to 35	77.3	19	11.7
25/10/2021	18:00	2	16	25	59	69	19	3	0	0	0	0	0	0	0	0	0	0	0	0	0	193	34.5	25 to 35	79.3	22	11.4
25/10/2021	19:00	0	1	9	52	33	17	2	0	0	0	0	0	0	0	0	0	0	0	0	0	114	35.6	30 to 40	89.5	19	16.7
25/10/2021	20:00	1	2	10	32	18	8	2	2	0	0	0	0	0	0	0	0	0	0	0	0	75	35.6	25 to 35	80.0	12	16.0
25/10/2021	21:00	0	0	2	21	14	12	3	1	0	0	0	0	0	0	0	0	0	0	0	0	53	38.3	30 to 40	88.7	16	30.2
25/10/2021	22:00	1	0	0	11	5	6	1	1	0	0	0	0	0	0	0	0	0	0	0	0	25	38.3	30 to 40	88.0	8	32.0
25/10/2021	23:00	0	0	0	7	2	3	3	1	0	0	0	0	0	0	0	0	0	0	0	0	16	43.3	30 to 40	75.0	7	43.8
24 Hr Summary		19	56	144	585	502	184	46	8	2	0	0	0	0	0	0	0	0	0	0	1546	35.2	30 to 40	82.2	240	15.5	

Incoming Histogram

2022 Jan Westfield Road flashing

from Tue-Sep-21-2021-03-00-PM to Fri-Jan-14-2022-01-59-PM

Date	Starting Hr:min	<15	15 to <20	20 to <25	25 to <30	30 to <35	35 to <40	40 to <45	45 to <50	50 to <55	55 to <60	60 to <65	65 to <70	70 to <75	75 to <80	80 to <85	85 to <90	90 to <95	95 to <100	100 to >105	Total Counts	85pct Speed	10MPH Pace	% in pace	# of Speeders	% Speeders
26/10/2021	00:00	0	0	0	4	5	5	0	0	0	0	0	0	0	0	0	0	0	0	0	14	38	30 to 40	100.0	5	35.7
26/10/2021	01:00	0	0	0	3	3	1	1	0	0	0	0	0	0	0	0	0	0	0	0	8	40	30 to 40	87.5	2	25.0
26/10/2021	02:00	0	0	1	1	0	0	1	0	0	0	0	0	0	0	0	0	0	0	0	3	45	20 to 30	66.7	1	33.3
26/10/2021	03:00	0	0	0	0	1	1	0	0	0	0	0	0	0	0	0	0	0	0	0	2	40	30 to 40	100.0	1	50.0
26/10/2021	04:00	2	6	0	0	0	0	0	0	0	0	0	0	0	0	0	0	0	0	0	8	19.2	10 to 20	100.0	*	*
26/10/2021	05:00	2	2	1	1	0	0	0	0	0	0	0	0	0	0	0	0	0	0	0	6	25	15 to 25	83.3	*	*
26/10/2021	06:00	0	0	1	5	3	0	0	0	0	0	0	0	0	0	0	0	0	0	0	9	33.3	25 to 35	100.0	*	*
26/10/2021	07:00	0	0	3	11	6	1	0	0	0	0	0	0	0	0	0	0	0	0	0	21	33.3	25 to 35	95.2	1	4.8
26/10/2021	08:00	1	1	8	43	32	8	1	0	0	0	0	0	0	0	0	0	0	0	0	94	34.2	25 to 35	88.3	9	9.6
26/10/2021	09:00	0	4	7	34	37	11	3	0	0	0	0	0	0	0	0	0	0	0	0	96	35	30 to 40	85.4	14	14.6
26/10/2021	10:00	0	1	5	25	25	12	2	0	0	0	0	0	0	0	0	0	0	0	0	70	36.7	30 to 40	88.6	14	20.0
26/10/2021	11:00	0	1	10	36	31	12	0	0	0	0	0	0	0	0	0	0	0	0	0	90	34.7	30 to 40	87.8	12	13.3
26/10/2021	12:00	0	4	12	30	30	17	2	0	0	0	0	0	0	0	0	0	0	0	0	95	36.5	30 to 40	81.1	19	20.0
26/10/2021	13:00	2	3	7	52	29	15	2	0	0	0	0	0	0	0	0	0	0	0	0	110	35.3	30 to 40	87.3	17	15.5
26/10/2021	14:00	3	2	8	43	38	11	5	0	0	0	0	0	0	0	0	0	0	0	0	110	35	30 to 40	83.6	16	14.5
26/10/2021	15:00	1	6	11	53	35	5	0	0	0	0	0	0	0	0	0	0	0	0	0	111	33.3	25 to 35	89.2	5	4.5
26/10/2021	16:00	0	1	20	51	38	15	4	1	0	0	0	0	0	0	0	0	0	0	0	130	35	25 to 35	83.8	20	15.4
26/10/2021	17:00	6	13	16	53	48	13	1	0	0	0	0	0	0	0	0	0	0	0	0	150	34.2	25 to 35	78.0	14	9.3
26/10/2021	18:00	3	4	20	70	65	13	2	0	0	0	0	0	0	0	0	0	0	0	0	177	34.1	25 to 35	87.6	15	8.5
26/10/2021	19:00	2	4	9	62	37	19	1	0	0	0	0	0	0	0	0	0	0	0	0	134	35	30 to 40	88.1	20	14.9
26/10/2021	20:00	0	1	6	25	27	6	3	1	0	0	0	0	0	0	0	0	0	0	0	69	35	25 to 35	84.1	10	14.5
26/10/2021	21:00	2	0	1	19	16	13	5	0	0	0	0	0	0	0	0	0	0	0	0	56	38.8	30 to 40	85.7	18	32.1
26/10/2021	22:00	0	0	2	13	10	2	1	0	0	0	0	0	0	0	0	0	0	0	0	28	34.5	25 to 35	89.3	3	10.7
26/10/2021	23:00	0	1	2	12	14	4	3	1	0	0	1	0	0	0	0	0	0	0	0	38	38.8	30 to 40	78.9	9	23.7
24 Hr Summary		24	54	150	646	530	184	37	3	0	0	1	0	0	0	0	0	0	0	0	1629	34.8	30 to 40	83.5	225	13.8

Incoming Histogram

2022 Jan Westfield Road flashing

from Tue-Sep-21-2021-03-00-PM to Fri-Jan-14-2022-01-59-PM

Date	Starting Hr:min	<15	15 to <20	20 to <25	25 to <30	30 to <35	35 to <40	40 to <45	45 to <50	50 to <55	55 to <60	60 to <65	65 to <70	70 to <75	75 to <80	80 to <85	85 to <90	90 to <95	95 to <100	100 to >105	Total Counts	85pct Speed	10MPH Pace	% in pace	# of Speeders	% Speeders
27/10/2021	00:00	0	0	1	7	12	4	1	0	0	0	0	0	0	0	0	0	0	0	0	25	36.2	30 to 40	92.0	5	20.0
27/10/2021	01:00	0	0	0	4	1	2	1	0	0	0	0	0	0	0	0	0	0	0	0	8	40	30 to 40	87.5	3	37.5
27/10/2021	02:00	0	0	0	1	1	1	0	0	1	0	0	0	0	0	0	0	0	0	0	4	40	30 to 40	75.0	2	50.0
27/10/2021	03:00	0	0	0	0	0	1	0	0	0	0	0	0	0	0	0	0	0	0	0	1	40	30 to 40	100.0	1	100.0
27/10/2021	04:00	3	1	0	0	0	0	0	1	0	0	0	0	0	0	0	0	0	0	0	5	20	10 to 20	80.0	1	20.0
27/10/2021	05:00	2	3	1	1	1	0	0	0	0	0	0	0	0	0	0	0	0	0	0	8	30	15 to 25	75.0	*	*
27/10/2021	06:00	0	0	0	3	3	0	0	1	0	0	0	0	0	0	0	0	0	0	0	7	35	25 to 35	85.7	1	14.3
27/10/2021	07:00	0	0	2	9	12	2	1	0	0	0	0	0	0	0	0	0	0	0	0	26	34.6	25 to 35	88.5	3	11.5
27/10/2021	08:00	0	3	8	30	32	14	2	0	0	0	0	0	0	0	0	0	0	0	0	89	36.1	30 to 40	85.4	16	18.0
27/10/2021	09:00	2	4	8	36	36	11	1	0	0	0	0	0	0	0	0	0	0	0	0	98	34.6	30 to 40	84.7	12	12.2
27/10/2021	10:00	0	0	11	52	26	9	2	0	0	0	0	0	0	0	0	0	0	0	0	100	34.2	25 to 35	89.0	11	11.0
27/10/2021	11:00	1	1	12	41	29	8	2	0	0	0	0	0	0	0	0	0	0	0	0	94	34.3	25 to 35	87.2	10	10.6
27/10/2021	12:00	3	1	10	30	47	9	3	0	0	0	0	0	0	0	0	0	0	0	0	103	34.7	25 to 35	84.5	12	11.7
27/10/2021	13:00	2	4	6	38	33	8	3	0	0	0	0	0	0	0	0	0	0	0	0	94	34.5	30 to 40	84.0	11	11.7
27/10/2021	14:00	3	3	10	47	37	12	3	0	0	0	0	0	0	0	0	0	0	0	0	115	34.7	30 to 40	83.5	15	13.0
27/10/2021	15:00	3	6	13	40	39	15	1	0	0	0	0	0	0	0	0	0	0	0	0	117	34.7	30 to 40	80.3	16	13.7
27/10/2021	16:00	0	3	12	43	44	26	2	0	0	0	0	0	0	0	0	0	0	0	0	130	36.5	30 to 40	86.9	28	21.5
27/10/2021	17:00	5	15	16	67	49	9	3	0	0	0	0	0	0	0	0	0	0	0	0	164	33.7	25 to 35	80.5	12	7.3
27/10/2021	18:00	1	5	12	69	67	23	0	2	0	0	0	0	0	0	0	0	0	0	0	179	34.9	30 to 40	88.8	25	14.0
27/10/2021	19:00	0	4	21	52	40	13	5	0	0	0	0	0	0	0	0	0	0	0	0	135	34.8	25 to 35	83.7	18	13.3
27/10/2021	20:00	0	0	5	23	20	10	4	1	0	0	0	0	0	0	0	0	0	0	0	63	38	30 to 40	84.1	15	23.8
27/10/2021	21:00	0	0	4	19	16	16	4	0	0	0	0	0	0	0	0	0	0	0	0	59	38.4	30 to 40	86.4	20	33.9
27/10/2021	22:00	0	3	3	20	11	5	3	0	0	0	0	0	0	0	0	0	0	0	0	45	36	30 to 40	80.0	8	17.8
27/10/2021	23:00	1	1	2	11	15	7	1	0	0	0	0	0	0	0	0	0	0	0	0	38	36.4	30 to 40	86.8	8	21.1
24 Hr Summary		26	57	157	643	571	205	42	5	1	0	0	0	0	0	0	0	0	0	0	1707	35	30 to 40	83.1	253	14.8

Incoming Histogram

2022 Jan Westfield Road flashing

from Tue-Sep-21-2021-03-00-PM to Fri-Jan-14-2022-01-59-PM

Date	Starting Hr:min	<15	15 to <20	20 to <25	25 to <30	30 to <35	35 to <40	40 to <45	45 to <50	50 to <55	55 to <60	60 to <65	65 to <70	70 to <75	75 to <80	80 to <85	85 to <90	90 to <95	95 to <100	100 to >105	Total Counts	85pct Speed	10MPH Pace	% in pace	# of Speeders	% Speeders	
28/10/2021	00:00	0	0	2	9	2	7	4	0	0	0	0	0	0	0	0	0	0	0	0	24	40	30 to 40	75.0	11	45.8	
28/10/2021	01:00	0	0	0	2	2	3	0	0	0	0	0	0	0	0	0	0	0	0	0	7	38.3	30 to 40	100.0	3	42.9	
28/10/2021	02:00	0	0	0	2	3	1	3	0	0	0	0	0	0	0	0	0	0	0	0	9	43.3	35 to 45	77.8	4	44.4	
28/10/2021	03:00	0	0	0	0	0	0	1	0	0	0	0	0	0	0	0	0	0	0	0	1	45	35 to 45	100.0	1	100.0	
28/10/2021	04:00	1	2	0	0	0	0	0	0	0	0	0	0	0	0	0	0	0	0	0	3	20	10 to 20	100.0	*	*	
28/10/2021	05:00	0	0	0	0	0	0	0	0	0	0	0	0	0	0	0	0	0	0	0	0	0	0	*	*	*	*
28/10/2021	06:00	0	0	1	5	5	0	0	0	0	0	0	0	0	0	0	0	0	0	0	11	33	25 to 35	100.0	*	*	
28/10/2021	07:00	0	2	3	9	7	1	1	0	0	0	0	0	0	0	0	0	0	0	0	23	34.3	25 to 35	82.6	2	8.7	
28/10/2021	08:00	0	3	6	32	38	11	5	1	0	0	0	0	0	0	0	0	0	0	0	96	36.4	30 to 40	84.4	17	17.7	
28/10/2021	09:00	0	1	3	37	45	13	5	0	0	0	0	0	0	0	0	0	0	0	0	104	35.8	30 to 40	91.3	18	17.3	
28/10/2021	10:00	0	3	9	31	24	9	1	0	0	0	0	0	0	0	0	0	0	0	0	77	34.6	25 to 35	83.1	10	13.0	
28/10/2021	11:00	1	1	11	21	27	17	1	0	0	0	0	0	0	0	0	0	0	0	0	79	36.8	30 to 40	82.3	18	22.8	
28/10/2021	12:00	0	2	9	45	39	10	3	0	0	0	0	0	0	0	0	0	0	0	0	108	34.6	30 to 40	87.0	13	12.0	
28/10/2021	13:00	1	3	7	35	38	10	6	0	0	0	0	0	0	0	0	0	0	0	0	100	35.5	30 to 40	83.0	16	16.0	
28/10/2021	14:00	3	4	11	34	31	11	5	1	0	0	0	0	0	0	0	0	0	0	0	100	35.9	25 to 35	76.0	17	17.0	
28/10/2021	15:00	0	3	9	51	31	18	2	1	0	0	0	0	0	0	0	0	0	0	0	115	36.1	30 to 40	87.0	21	18.3	
28/10/2021	16:00	0	4	14	43	43	17	6	1	0	0	0	0	0	0	0	0	0	0	0	128	36.5	30 to 40	80.5	24	18.8	
28/10/2021	17:00	5	19	19	64	52	14	5	0	0	0	0	0	0	0	0	0	0	0	0	178	34.2	25 to 35	75.8	19	10.7	
28/10/2021	18:00	1	5	16	61	62	20	3	0	0	0	0	0	0	0	0	0	0	0	0	168	34.8	30 to 40	85.1	23	13.7	
28/10/2021	19:00	0	1	9	43	49	18	2	0	0	0	0	0	0	0	0	0	0	0	0	122	35.6	30 to 40	90.2	20	16.4	
28/10/2021	20:00	0	4	11	39	30	12	2	2	0	0	0	0	0	0	0	0	0	0	0	100	35.4	30 to 40	81.0	16	16.0	
28/10/2021	21:00	1	0	6	26	14	8	4	0	0	0	0	0	0	0	0	0	0	0	0	59	36.9	30 to 40	81.4	12	20.3	
28/10/2021	22:00	0	1	7	18	19	4	3	0	0	0	0	0	0	0	0	0	0	0	0	52	34.7	25 to 35	84.6	7	13.5	
28/10/2021	23:00	0	0	5	10	12	7	1	1	0	0	0	0	0	0	0	0	0	0	0	36	37.9	30 to 40	80.6	9	25.0	
24 Hr Summary		13	58	158	617	573	211	63	7	0	0	0	0	0	0	0	0	0	0	0	1700	35.6	30 to 40	82.4	281	16.5	

Incoming Histogram

2022 Jan Westfield Road flashing

from Tue-Sep-21-2021-03-00-PM to Fri-Jan-14-2022-01-59-PM

Date	Starting Hr:min	<15	15 to <20	20 to <25	25 to <30	30 to <35	35 to <40	40 to <45	45 to <50	50 to <55	55 to <60	60 to <65	65 to <70	70 to <75	75 to <80	80 to <85	85 to <90	90 to <95	95 to <100	100 to >105	Total Counts	85pct Speed	10MPH Pace	% in pace	# of Speeders	% Speeders
29/10/2021	00:00	0	0	2	5	9	6	5	0	0	0	0	0	0	0	0	0	0	0	0	27	41	30 to 40	74.1	11	40.7
29/10/2021	01:00	0	0	0	1	1	6	2	1	0	0	0	0	0	0	0	0	0	0	0	11	42.5	35 to 45	81.8	9	81.8
29/10/2021	02:00	0	0	0	0	1	1	2	0	0	0	0	0	0	0	0	0	0	0	0	4	42.5	35 to 45	100.0	3	75.0
29/10/2021	03:00	0	0	0	0	0	0	0	0	0	0	0	0	0	0	0	0	0	0	0	0	0	*	*	*	*
29/10/2021	04:00	2	3	0	1	0	0	0	0	0	0	0	0	0	0	0	0	0	0	0	6	20	10 to 20	83.3	*	*
29/10/2021	05:00	2	0	0	0	0	0	0	0	0	0	0	0	0	0	0	0	0	0	0	2	15	5 to 15	100.0	*	*
29/10/2021	06:00	1	0	3	4	1	2	2	0	0	0	0	0	0	0	0	0	0	0	0	13	40	25 to 35	61.5	4	30.8
29/10/2021	07:00	0	0	5	8	3	2	1	1	0	0	0	0	0	0	0	0	0	0	0	20	37.5	25 to 35	80.0	4	20.0
29/10/2021	08:00	0	3	6	29	20	8	1	0	0	0	0	0	0	0	0	0	0	0	0	67	34.8	30 to 40	85.1	9	13.4
29/10/2021	09:00	1	1	6	27	28	6	3	0	0	0	0	0	0	0	0	0	0	0	0	72	34.6	25 to 35	84.7	9	12.5
29/10/2021	10:00	0	4	6	22	19	9	3	0	0	0	0	0	0	0	0	0	0	0	0	63	36.7	30 to 40	79.4	12	19.0
29/10/2021	11:00	1	4	3	33	25	9	0	0	0	0	0	0	0	0	0	0	0	0	0	75	34.6	30 to 40	89.3	9	12.0
29/10/2021	12:00	0	1	7	32	33	10	2	0	0	0	0	0	0	0	0	0	0	0	0	85	34.8	30 to 40	88.2	12	14.1
29/10/2021	13:00	0	2	10	48	42	12	2	0	0	0	0	0	0	0	0	0	0	0	0	116	34.6	30 to 40	87.9	14	12.1
29/10/2021	14:00	0	3	6	38	30	14	2	0	0	0	0	0	0	0	0	0	0	0	0	93	35.7	30 to 40	88.2	16	17.2
29/10/2021	15:00	0	3	15	50	37	10	2	1	0	0	0	0	0	0	0	0	0	0	0	118	34.3	25 to 35	86.4	13	11.0
29/10/2021	16:00	1	1	4	42	31	13	3	0	0	0	0	0	0	0	0	0	0	0	0	95	35.8	30 to 40	90.5	16	16.8
29/10/2021	17:00	5	20	20	63	64	18	1	0	1	0	0	0	0	0	0	0	0	0	0	192	34.3	25 to 35	76.6	20	10.4
29/10/2021	18:00	0	7	15	69	61	16	2	0	0	0	0	0	0	0	0	0	0	0	0	170	34.3	30 to 40	85.9	18	10.6
29/10/2021	19:00	0	1	13	51	49	11	1	1	0	0	0	0	0	0	0	0	0	0	0	127	34.4	25 to 35	89.0	13	10.2
29/10/2021	20:00	0	4	7	31	23	15	3	0	0	0	0	0	0	0	0	0	0	0	0	83	37	30 to 40	83.1	18	21.7
29/10/2021	21:00	0	0	3	21	25	5	2	1	0	0	0	0	0	0	0	0	0	0	0	57	34.8	30 to 40	89.5	8	14.0
29/10/2021	22:00	0	1	4	6	11	1	1	1	0	0	0	0	0	0	0	0	0	0	0	25	34.5	25 to 35	84.0	3	12.0
29/10/2021	23:00	0	1	3	12	6	3	1	1	0	0	0	0	0	0	0	0	0	0	0	27	36.7	25 to 35	77.8	5	18.5
24 Hr Summary		13	59	138	593	519	177	41	7	1	0	0	0	0	0	0	0	0	0	0	1548	34.9	30 to 40	83.3	226	14.6

Incoming Histogram

2022 Jan Westfield Road flashing

from Tue-Sep-21-2021-03-00-PM to Fri-Jan-14-2022-01-59-PM

Date	Starting Hr:min	<15	15 to <20	20 to <25	25 to <30	30 to <35	35 to <40	40 to <45	45 to <50	50 to <55	55 to <60	60 to <65	65 to <70	70 to <75	75 to <80	80 to <85	85 to <90	90 to <95	95 to <100	100 to >105	Total Counts	85pct Speed	10MPH Pace	% in pace	# of Speeders	% Speeders
30/10/2021	00:00	0	0	1	9	14	10	2	0	0	0	0	0	0	0	0	0	0	0	0	36	38.5	30 to 40	91.7	12	33.3
30/10/2021	01:00	0	0	1	5	7	8	4	0	0	0	0	0	0	0	0	0	0	0	0	25	40	30 to 40	80.0	12	48.0
30/10/2021	02:00	0	0	1	0	4	2	0	0	0	0	0	0	0	0	0	0	0	0	0	7	37.5	30 to 40	85.7	2	28.6
30/10/2021	03:00	0	0	0	0	3	3	1	0	0	0	0	0	0	0	0	0	0	0	0	7	40	35 to 45	100.0	4	57.1
30/10/2021	04:00	0	0	0	1	1	0	1	0	0	0	0	0	0	0	0	0	0	0	0	3	45	25 to 35	66.7	1	33.3
30/10/2021	05:00	0	0	0	2	1	0	0	0	0	0	0	0	0	0	0	0	0	0	0	3	35	25 to 35	100.0	*	*
30/10/2021	06:00	0	0	0	1	4	1	0	0	0	0	0	0	0	0	0	0	0	0	0	6	35	30 to 40	100.0	1	16.7
30/10/2021	07:00	0	0	0	4	0	1	1	0	0	0	0	0	0	0	0	0	0	0	0	6	40	30 to 40	83.3	2	33.3
30/10/2021	08:00	0	0	0	6	10	1	2	0	0	0	0	0	0	0	0	0	0	0	0	19	35	30 to 40	89.5	3	15.8
30/10/2021	09:00	0	0	5	14	10	8	1	0	0	0	0	0	0	0	0	0	0	0	0	38	36.9	30 to 40	84.2	9	23.7
30/10/2021	10:00	0	2	4	28	25	13	0	0	0	0	0	0	0	0	0	0	0	0	0	72	35.8	30 to 40	91.7	13	18.1
30/10/2021	11:00	0	1	11	32	33	9	1	0	0	0	0	0	0	0	0	0	0	0	0	87	34.5	25 to 35	87.4	10	11.5
30/10/2021	12:00	0	2	7	37	40	17	1	0	0	0	0	0	0	0	0	0	0	0	0	104	35.6	30 to 40	90.4	18	17.3
30/10/2021	13:00	0	0	10	43	39	12	3	1	0	0	0	0	0	0	0	0	0	0	0	108	35	30 to 40	87.0	16	14.8
30/10/2021	14:00	0	1	7	33	42	14	2	0	0	0	0	0	0	0	0	0	0	0	0	99	35.4	30 to 40	89.9	16	16.2
30/10/2021	15:00	0	0	5	26	29	21	1	0	0	0	0	0	0	0	0	0	0	0	0	82	37.4	30 to 40	92.7	22	26.8
30/10/2021	16:00	0	2	10	43	36	20	5	2	0	0	0	0	0	0	0	0	0	0	0	118	37.2	30 to 40	83.9	27	22.9
30/10/2021	17:00	0	2	14	50	34	12	4	3	0	0	0	0	0	0	0	0	0	0	0	119	35.4	25 to 35	82.4	19	16.0
30/10/2021	18:00	0	3	14	42	47	17	4	0	0	0	0	0	0	0	0	0	0	0	0	127	35.6	30 to 40	83.5	21	16.5
30/10/2021	19:00	0	1	5	38	37	17	3	0	0	0	0	0	0	0	0	0	0	0	0	101	36.5	30 to 40	91.1	20	19.8
30/10/2021	20:00	0	0	2	20	33	17	3	1	0	0	0	0	0	0	0	0	0	0	0	76	37.9	30 to 40	92.1	21	27.6
30/10/2021	21:00	0	2	0	21	14	7	2	1	0	0	0	0	0	0	0	0	0	0	0	47	37.1	30 to 40	89.4	10	21.3
30/10/2021	22:00	0	1	6	8	9	7	2	0	0	0	0	0	0	0	0	0	0	0	0	33	37.9	30 to 40	72.7	9	27.3
30/10/2021	23:00	0	0	1	9	10	2	3	1	1	0	0	0	0	0	0	0	0	0	0	27	41.7	30 to 40	77.8	7	25.9
24 Hr Summary		0	17	104	472	482	219	46	9	1	0	0	0	0	0	0	0	0	0	0	1350	36.7	30 to 40	86.9	275	20.4

Incoming Histogram

2022 Jan Westfield Road flashing

from Tue-Sep-21-2021-03-00-PM to Fri-Jan-14-2022-01-59-PM

Date	Starting Hr:min	<15	15 to <20	20 to <25	25 to <30	30 to <35	35 to <40	40 to <45	45 to <50	50 to <55	55 to <60	60 to <65	65 to <70	70 to <75	75 to <80	80 to <85	85 to <90	90 to <95	95 to <100	100 to >105	Total Counts	85pct Speed	10MPH Pace	% in pace	# of Speeders	% Speeders
31/10/2021	00:00	0	0	2	11	8	10	2	1	0	0	0	0	0	0	0	0	0	0	0	34	39	30 to 40	85.3	13	38.2
31/10/2021	01:00	0	2	4	3	4	1	2	0	0	0	0	0	0	0	0	0	0	0	0	16	40	25 to 35	68.8	3	18.8
31/10/2021	02:00	0	0	0	1	4	4	3	1	0	0	0	0	0	0	0	0	0	0	0	13	43.3	35 to 45	84.6	8	61.5
31/10/2021	03:00	0	0	0	1	2	1	1	0	1	0	0	0	0	0	0	0	0	0	0	6	45	30 to 40	66.7	3	50.0
31/10/2021	04:00	0	0	1	1	2	1	2	0	0	0	0	0	0	0	0	0	0	0	0	7	42.5	35 to 45	71.4	3	42.9
31/10/2021	05:00	0	0	0	0	1	1	0	0	0	0	0	0	0	0	0	0	0	0	0	2	40	30 to 40	100.0	1	50.0
31/10/2021	06:00	0	0	0	0	1	0	1	0	0	0	0	0	0	0	0	0	0	0	0	2	45	35 to 45	100.0	1	50.0
31/10/2021	07:00	0	0	0	2	1	1	1	0	0	0	0	0	0	0	0	0	0	0	0	5	40	30 to 40	80.0	2	40.0
31/10/2021	08:00	0	0	0	1	2	0	2	0	0	0	0	0	0	0	0	0	0	0	0	5	42.5	35 to 45	80.0	2	40.0
31/10/2021	09:00	0	0	1	5	5	0	0	0	0	0	0	0	0	0	0	0	0	0	0	11	33	25 to 35	100.0	*	*
31/10/2021	10:00	0	0	1	10	8	2	0	0	0	0	0	0	0	0	0	0	0	0	0	21	34.4	30 to 40	95.2	2	9.5
31/10/2021	11:00	1	1	9	16	15	9	0	0	0	0	0	0	0	0	0	0	0	0	0	51	35.6	25 to 35	78.4	9	17.6
31/10/2021	12:00	0	0	6	30	23	12	2	0	0	0	0	0	0	0	0	0	0	0	0	73	36.2	30 to 40	89.0	14	19.2
31/10/2021	13:00	0	0	9	28	42	13	3	0	0	0	0	0	0	0	0	0	0	0	0	95	35.8	30 to 40	87.4	16	16.8
31/10/2021	14:00	1	3	14	46	33	17	3	0	0	0	0	0	0	0	0	0	0	0	0	117	35.6	30 to 40	82.1	20	17.1
31/10/2021	15:00	1	2	12	40	43	11	5	0	0	0	0	0	0	0	0	0	0	0	0	114	34.9	25 to 35	83.3	16	14.0
31/10/2021	16:00	1	1	12	42	34	18	3	1	0	0	0	0	0	0	0	0	0	0	0	112	36.4	30 to 40	83.9	22	19.6
31/10/2021	17:00	0	1	7	39	33	11	5	0	0	0	0	0	0	0	0	0	0	0	0	96	35.9	30 to 40	86.5	16	16.7
31/10/2021	18:00	0	3	12	46	35	21	2	1	0	0	0	0	0	0	0	0	0	0	0	120	36.4	30 to 40	85.0	24	20.0
31/10/2021	19:00	0	0	6	33	30	11	2	0	0	0	0	0	0	0	0	0	0	0	0	82	35.5	30 to 40	90.2	13	15.9
31/10/2021	20:00	0	6	17	37	13	8	3	0	0	0	0	0	0	0	0	0	0	0	0	84	34.2	25 to 35	79.8	11	13.1
31/10/2021	21:00	0	3	12	26	10	5	2	0	0	0	0	0	0	0	0	0	0	0	0	58	34	25 to 35	82.8	7	12.1
31/10/2021	22:00	0	1	8	28	12	7	2	0	0	0	0	0	0	0	0	0	0	0	0	58	35	25 to 35	82.8	9	15.5
31/10/2021	23:00	0	1	4	5	8	6	2	1	1	0	0	0	0	0	0	0	0	0	0	28	40	30 to 40	67.9	10	35.7
24 Hr Summary		4	24	137	451	369	170	48	5	2	0	0	0	0	0	0	0	0	0	0	1210	36.3	30 to 40	81.8	225	18.6

Incoming Histogram

2022 Jan Westfield Road flashing

from Tue-Sep-21-2021-03-00-PM to Fri-Jan-14-2022-01-59-PM

Date	Starting Hr:min	<15	15 to <20	20 to <25	25 to <30	30 to <35	35 to <40	40 to <45	45 to <50	50 to <55	55 to <60	60 to <65	65 to <70	70 to <75	75 to <80	80 to <85	85 to <90	90 to <95	95 to <100	100 to >105	Total Counts	85pct Speed	10MPH Pace	% in pace	# of Speeders	% Speeders
01/11/2021	00:00	0	1	0	6	7	4	2	0	0	0	0	0	0	0	0	0	0	0	0	20	38.8	30 to 40	85.0	6	30.0
01/11/2021	01:00	0	1	0	0	2	6	1	0	0	0	0	0	0	0	0	0	0	0	0	10	39.2	35 to 45	90.0	7	70.0
01/11/2021	02:00	0	0	1	0	0	1	1	0	0	0	0	0	0	0	0	0	0	0	0	3	45	35 to 45	66.7	2	66.7
01/11/2021	03:00	0	0	0	1	0	0	0	0	0	0	0	0	0	0	0	0	0	0	0	1	30	20 to 30	100.0	*	*
01/11/2021	04:00	0	0	0	1	1	0	0	0	0	0	0	0	0	0	0	0	0	0	0	2	35	25 to 35	100.0	*	*
01/11/2021	05:00	2	0	0	1	1	0	0	0	0	0	0	0	0	0	0	0	0	0	0	4	30	5 to 15	50.0	*	*
01/11/2021	06:00	3	0	0	2	1	0	0	0	0	0	0	0	0	0	0	0	0	0	0	6	30	5 to 15	50.0	*	*
01/11/2021	07:00	0	0	1	4	2	1	2	0	0	0	0	0	0	0	0	0	0	0	0	10	40	25 to 35	70.0	3	30.0
01/11/2021	08:00	0	0	0	12	9	4	0	0	0	0	0	0	0	0	0	0	0	0	0	25	35	30 to 40	100.0	4	16.0
01/11/2021	09:00	3	2	13	44	37	15	2	0	0	0	0	0	0	0	0	0	0	0	0	116	35	30 to 40	82.8	17	14.7
01/11/2021	10:00	1	2	16	50	43	17	2	0	0	0	0	0	0	0	0	0	0	0	0	131	34.9	30 to 40	84.0	19	14.5
01/11/2021	11:00	0	1	8	27	30	13	2	0	0	0	0	0	0	0	0	0	0	0	0	81	36.2	30 to 40	86.4	15	18.5
01/11/2021	12:00	0	3	7	36	24	9	1	0	0	0	0	0	0	0	0	0	0	0	0	80	34.6	30 to 40	86.3	10	12.5
01/11/2021	13:00	1	1	10	35	29	11	7	0	0	0	0	0	0	0	0	0	0	0	0	94	36.8	30 to 40	79.8	18	19.1
01/11/2021	14:00	0	1	8	60	43	10	1	2	0	0	0	0	0	0	0	0	0	0	0	125	34.3	30 to 40	90.4	13	10.4
01/11/2021	15:00	2	8	16	55	36	10	3	0	0	0	0	0	0	0	0	0	0	0	0	130	34	25 to 35	82.3	13	10.0
01/11/2021	16:00	3	12	25	62	51	16	4	0	0	0	0	0	0	0	0	0	0	0	0	173	34.4	25 to 35	79.8	20	11.6
01/11/2021	17:00	0	8	16	60	49	22	6	0	0	0	0	0	0	0	0	0	0	0	0	161	35.9	30 to 40	81.4	28	17.4
01/11/2021	18:00	4	12	15	83	66	3	2	1	0	0	0	0	0	0	0	0	0	0	0	186	33.3	25 to 35	88.2	6	3.2
01/11/2021	19:00	1	11	32	83	55	15	4	0	0	0	0	0	0	0	0	0	0	0	0	201	34	25 to 35	84.6	19	9.5
01/11/2021	20:00	0	4	25	67	45	15	3	0	0	0	0	0	0	0	0	0	0	0	0	159	34.3	25 to 35	86.2	18	11.3
01/11/2021	21:00	0	0	9	37	34	9	6	0	0	0	0	0	0	0	0	0	0	0	0	95	35.6	25 to 35	84.2	15	15.8
01/11/2021	22:00	0	0	2	16	17	7	1	0	0	0	0	0	0	0	0	0	0	0	0	43	36.4	30 to 40	93.0	8	18.6
01/11/2021	23:00	1	2	2	14	11	4	1	1	0	0	0	0	0	0	0	0	0	0	0	36	36.2	30 to 40	80.6	6	16.7
24 Hr Summary		21	69	206	756	593	192	51	4	0	0	0	0	0	0	0	0	0	0	0	1892	34.7	25 to 35	82.2	247	13.1

Incoming Histogram

2022 Jan Westfield Road flashing

from Tue-Sep-21-2021-03-00-PM to Fri-Jan-14-2022-01-59-PM

Date	Starting Hr:min	<15	15 to <20	20 to <25	25 to <30	30 to <35	35 to <40	40 to <45	45 to <50	50 to <55	55 to <60	60 to <65	65 to <70	70 to <75	75 to <80	80 to <85	85 to <90	90 to <95	95 to <100	100 to >105	Total Counts	85pct Speed	10MPH Pace	% in pace	# of Speeders	% Speeders
02/11/2021	00:00	0	0	2	8	7	6	1	0	0	0	0	0	0	0	0	0	0	0	0	24	37.5	30 to 40	87.5	7	29.2
02/11/2021	01:00	0	0	2	3	3	3	1	0	0	0	0	0	0	0	0	0	0	0	0	12	38.3	30 to 40	75.0	4	33.3
02/11/2021	02:00	0	0	0	4	1	1	0	0	0	0	0	0	0	0	0	0	0	0	0	6	35	30 to 40	100.0	1	16.7
02/11/2021	03:00	0	0	0	0	0	0	0	0	0	0	0	0	0	0	0	0	0	0	0	0	0	*	*	*	*
02/11/2021	04:00	0	0	0	0	0	1	0	0	0	0	0	0	0	0	0	0	0	0	0	1	40	30 to 40	100.0	1	100.0
02/11/2021	05:00	3	3	0	0	0	0	0	0	0	0	0	0	0	0	0	0	0	0	0	6	18.3	10 to 20	100.0	*	*
02/11/2021	06:00	1	2	2	2	1	0	1	0	0	0	0	0	0	0	0	0	0	0	0	9	35	20 to 30	66.7	1	11.1
02/11/2021	07:00	0	0	0	5	1	1	2	0	0	0	0	0	0	0	0	0	0	0	0	9	42.5	30 to 40	77.8	3	33.3
02/11/2021	08:00	0	1	2	5	14	3	1	0	0	0	0	0	0	0	0	0	0	0	0	26	35	30 to 40	84.6	4	15.4
02/11/2021	09:00	1	1	13	51	42	13	0	0	0	0	0	0	0	0	0	0	0	0	0	121	34.4	25 to 35	87.6	13	10.7
02/11/2021	10:00	1	5	12	59	44	26	0	0	0	0	0	0	0	0	0	0	0	0	0	147	35.8	30 to 40	87.8	26	17.7
02/11/2021	11:00	1	1	6	32	37	14	1	0	0	0	0	0	0	0	0	0	0	0	0	92	35.4	30 to 40	90.2	15	16.3
02/11/2021	12:00	1	2	7	38	29	11	3	1	0	0	0	0	0	0	0	0	0	0	0	92	35.5	30 to 40	84.8	15	16.3
02/11/2021	13:00	1	1	9	39	38	14	1	0	0	0	0	0	0	0	0	0	0	0	0	103	35	30 to 40	88.3	15	14.6
02/11/2021	14:00	2	4	4	49	52	10	4	0	0	0	0	0	0	0	0	0	0	0	0	125	34.5	30 to 40	88.8	14	11.2
02/11/2021	15:00	2	7	22	48	29	15	2	1	0	0	0	0	0	0	0	0	0	0	0	126	34.8	25 to 35	78.6	18	14.3
02/11/2021	16:00	1	7	15	54	43	23	3	0	0	0	0	0	0	0	0	0	0	0	0	146	35.9	30 to 40	82.2	26	17.8
02/11/2021	17:00	0	4	18	50	60	19	0	0	0	0	0	0	0	0	0	0	0	0	0	151	34.7	30 to 40	85.4	19	12.6
02/11/2021	18:00	7	22	24	74	54	10	0	0	0	0	0	0	0	0	0	0	0	0	0	191	33.2	25 to 35	79.6	10	5.2
02/11/2021	19:00	2	13	30	97	59	10	0	0	0	0	0	0	0	0	0	0	0	0	0	211	33.1	25 to 35	88.2	10	4.7
02/11/2021	20:00	2	7	24	67	62	11	1	1	0	0	0	0	0	0	0	0	0	0	0	175	34	25 to 35	87.4	13	7.4
02/11/2021	21:00	0	3	9	42	27	13	3	0	0	0	0	0	0	0	0	0	0	0	0	97	35.4	30 to 40	84.5	16	16.5
02/11/2021	22:00	0	1	6	27	19	5	3	0	0	0	0	0	0	0	0	0	0	0	0	61	34.7	25 to 35	85.2	8	13.1
02/11/2021	23:00	0	1	8	16	10	5	3	0	0	0	0	0	0	0	0	0	0	0	0	43	37	25 to 35	79.1	8	18.6
24 Hr Summary		25	85	215	770	632	214	30	3	0	0	0	0	0	0	0	0	0	0	0	1974	34.6	25 to 35	81.9	247	12.5

Incoming Histogram

2022 Jan Westfield Road flashing

from Tue-Sep-21-2021-03-00-PM to Fri-Jan-14-2022-01-59-PM

Date	Starting Hr:min	<15	15 to <20	20 to <25	25 to <30	30 to <35	35 to <40	40 to <45	45 to <50	50 to <55	55 to <60	60 to <65	65 to <70	70 to <75	75 to <80	80 to <85	85 to <90	90 to <95	95 to <100	100 to >105	Total Counts	85pct Speed	10MPH Pace	% in pace	# of Speeders	% Speeders	
03/11/2021	00:00	0	1	2	11	9	13	1	1	0	0	0	0	0	0	0	0	0	0	0	0	38	38.5	30 to 40	86.8	15	39.5
03/11/2021	01:00	0	0	2	3	4	5	1	0	0	0	0	0	0	0	0	0	0	0	0	0	15	39	30 to 40	80.0	6	40.0
03/11/2021	02:00	0	0	1	0	0	2	1	0	0	0	0	0	0	0	0	0	0	0	0	0	4	40	35 to 45	75.0	3	75.0
03/11/2021	03:00	0	0	0	0	1	0	0	0	0	0	0	0	0	0	0	0	0	0	0	0	1	35	25 to 35	100.0	*	*
03/11/2021	04:00	0	0	1	0	0	0	0	0	0	0	0	0	0	0	0	0	0	0	0	0	1	25	15 to 25	100.0	*	*
03/11/2021	05:00	3	0	1	1	0	0	0	0	0	0	0	0	0	0	0	0	0	0	0	0	5	25	15 to 25	80.0	*	*
03/11/2021	06:00	5	1	0	1	0	0	0	0	0	0	0	0	0	0	0	0	0	0	0	0	7	20	10 to 20	85.7	*	*
03/11/2021	07:00	1	1	1	5	3	0	1	0	0	0	0	0	0	0	0	0	0	0	0	0	12	33.3	25 to 35	75.0	1	8.3
03/11/2021	08:00	1	1	3	14	9	4	2	0	1	0	0	0	0	0	0	0	0	0	0	0	35	37.5	30 to 40	77.1	7	20.0
03/11/2021	09:00	0	2	15	50	36	15	3	0	0	0	0	0	0	0	0	0	0	0	0	0	121	35	25 to 35	83.5	18	14.9
03/11/2021	10:00	2	4	13	53	42	23	1	1	0	0	0	0	0	0	0	0	0	0	0	0	139	35.9	30 to 40	84.9	25	18.0
03/11/2021	11:00	3	3	11	46	31	17	1	0	0	0	0	0	0	0	0	0	0	0	0	0	112	35.3	30 to 40	83.9	18	16.1
03/11/2021	12:00	0	1	5	32	27	6	1	0	0	0	0	0	0	0	0	0	0	0	0	0	72	34.3	30 to 40	90.3	7	9.7
03/11/2021	13:00	0	3	9	43	34	6	2	0	0	0	0	0	0	0	0	0	0	0	0	0	97	34	25 to 35	88.7	8	8.2
03/11/2021	14:00	3	1	9	46	40	13	5	0	0	0	0	0	0	0	0	0	0	0	0	0	117	35	30 to 40	84.6	18	15.4
03/11/2021	15:00	2	9	14	48	30	7	1	0	0	0	0	0	0	0	0	0	0	0	0	0	111	33.5	25 to 35	82.9	8	7.2
03/11/2021	16:00	0	4	12	52	45	6	3	0	0	0	0	0	0	0	0	0	0	0	0	0	122	34	25 to 35	89.3	9	7.4
03/11/2021	17:00	1	6	21	64	52	9	1	0	0	0	0	0	0	0	0	0	0	0	0	0	154	33.8	25 to 35	89.0	10	6.5
03/11/2021	18:00	5	13	21	69	47	13	0	0	0	0	0	0	0	0	0	0	0	0	0	0	168	33.7	25 to 35	81.5	13	7.7
03/11/2021	19:00	3	9	25	90	47	16	1	0	0	0	0	0	0	0	0	0	0	0	0	0	191	33.7	25 to 35	84.8	17	8.9
03/11/2021	20:00	0	5	19	58	57	15	3	0	0	0	0	0	0	0	0	0	0	0	0	0	157	34.5	25 to 35	85.4	18	11.5
03/11/2021	21:00	0	1	6	39	21	10	5	0	0	0	0	0	0	0	0	0	0	0	0	0	82	36.5	30 to 40	85.4	15	18.3
03/11/2021	22:00	0	0	0	19	12	11	0	0	0	0	0	0	0	0	0	0	0	0	0	0	42	37.3	30 to 40	100.0	11	26.2
03/11/2021	23:00	1	0	3	16	9	4	1	0	0	0	0	0	0	0	0	0	0	0	0	0	34	35	30 to 40	85.3	5	14.7
24 Hr Summary		30	65	194	760	556	195	34	2	1	0	0	0	0	0	0	0	0	0	0	1837	34.6	30 to 40	82.3	232	12.6	

Incoming Histogram

2022 Jan Westfield Road flashing

from Tue-Sep-21-2021-03-00-PM to Fri-Jan-14-2022-01-59-PM

Date	Starting Hr:min	<15	15 to <20	20 to <25	25 to <30	30 to <35	35 to <40	40 to <45	45 to <50	50 to <55	55 to <60	60 to <65	65 to <70	70 to <75	75 to <80	80 to <85	85 to <90	90 to <95	95 to <100	100 to >105	Total Counts	85pct Speed	10MPH Pace	% in pace	# of Speeders	% Speeders
04/11/2021	00:00	0	2	4	15	15	4	5	0	0	0	0	0	0	0	0	0	0	0	0	45	37.5	25 to 35	75.6	9	20.0
04/11/2021	01:00	0	0	2	7	9	4	0	1	0	0	0	0	0	0	0	0	0	0	0	23	37.5	30 to 40	87.0	5	21.7
04/11/2021	02:00	0	0	1	1	1	2	0	0	0	0	0	0	0	0	0	0	0	0	0	5	37.5	30 to 40	80.0	2	40.0
04/11/2021	03:00	0	0	0	0	0	0	0	0	0	0	0	0	0	0	0	0	0	0	0	0	0	*	*	*	*
04/11/2021	04:00	0	0	2	0	2	1	0	0	0	0	0	0	0	0	0	0	0	0	0	5	35	25 to 35	80.0	1	20.0
04/11/2021	05:00	1	2	0	0	0	1	0	0	0	0	0	0	0	0	0	0	0	0	0	4	20	10 to 20	75.0	1	25.0
04/11/2021	06:00	1	3	0	0	0	0	0	0	0	0	0	0	0	0	0	0	0	0	0	4	18.3	10 to 20	100.0	*	*
04/11/2021	07:00	1	1	0	6	4	3	0	0	0	0	0	0	0	0	0	0	0	0	0	15	36.7	30 to 40	86.7	3	20.0
04/11/2021	08:00	0	3	1	10	7	2	0	2	0	0	0	0	0	0	0	0	0	0	0	25	35	30 to 40	76.0	4	16.0
04/11/2021	09:00	0	2	10	49	30	10	1	1	1	0	0	0	0	0	0	0	0	0	0	104	34.5	25 to 35	85.6	13	12.5
04/11/2021	10:00	0	1	9	50	53	13	2	0	0	0	0	0	0	0	0	0	0	0	0	128	34.6	30 to 40	90.6	15	11.7
04/11/2021	11:00	1	1	10	28	38	15	2	0	0	0	0	0	0	0	0	0	0	0	0	95	36	30 to 40	85.3	17	17.9
04/11/2021	12:00	0	1	4	22	20	6	1	0	0	0	0	0	0	0	0	0	0	0	0	54	34.8	30 to 40	88.9	7	13.0
04/11/2021	13:00	2	0	7	37	32	13	4	1	0	0	0	0	0	0	0	0	0	0	0	96	36.5	30 to 40	85.4	18	18.8
04/11/2021	14:00	3	4	6	50	40	7	2	0	0	0	0	0	0	0	0	0	0	0	0	112	34	30 to 40	86.6	9	8.0
04/11/2021	15:00	3	3	3	57	30	12	2	0	0	0	0	0	0	0	0	0	0	0	0	110	34.7	30 to 40	90.0	14	12.7
04/11/2021	16:00	2	2	13	43	42	13	0	0	0	0	0	0	0	0	0	0	0	0	0	115	34.5	25 to 35	85.2	13	11.3
04/11/2021	17:00	0	3	10	54	60	19	0	0	0	0	0	0	0	0	0	0	0	0	0	146	34.8	30 to 40	91.1	19	13.0
04/11/2021	18:00	4	21	38	60	57	11	1	0	0	0	0	0	0	0	0	0	0	0	0	192	33.5	25 to 35	80.7	12	6.3
04/11/2021	19:00	1	5	22	65	65	17	2	0	0	0	0	0	0	0	0	0	0	0	0	177	34.4	25 to 35	85.9	19	10.7
04/11/2021	20:00	0	5	18	58	54	18	5	1	0	0	0	0	0	0	0	0	0	0	0	159	35	25 to 35	81.8	24	15.1
04/11/2021	21:00	0	3	8	35	35	12	2	0	0	0	0	0	0	0	0	0	0	0	0	95	35	30 to 40	86.3	14	14.7
04/11/2021	22:00	0	1	6	23	26	10	1	0	0	0	0	0	0	0	0	0	0	0	0	67	35.5	30 to 40	88.1	11	16.4
04/11/2021	23:00	0	1	6	25	10	4	1	1	0	0	0	0	0	0	0	0	0	0	0	48	34.5	25 to 35	85.4	6	12.5
24 Hr Summary		19	64	180	695	630	197	31	7	1	0	0	0	0	0	0	0	0	0	0	1824	34.7	30 to 40	83.4	236	12.9

Incoming Histogram

2022 Jan Westfield Road flashing

from Tue-Sep-21-2021-03-00-PM to Fri-Jan-14-2022-01-59-PM

Date	Starting Hr:min	<15	15 to <20	20 to <25	25 to <30	30 to <35	35 to <40	40 to <45	45 to <50	50 to <55	55 to <60	60 to <65	65 to <70	70 to <75	75 to <80	80 to <85	85 to <90	90 to <95	95 to <100	100 to >105	Total Counts	85pct Speed	10MPH Pace	% in pace	# of Speeders	% Speeders
05/11/2021	00:00	0	0	5	12	7	5	2	0	1	0	0	0	0	0	0	0	0	0	0	32	38	25 to 35	75.0	8	25.0
05/11/2021	01:00	0	0	3	8	13	0	1	0	0	0	0	0	0	0	0	0	0	0	0	25	33.8	25 to 35	96.0	1	4.0
05/11/2021	02:00	0	0	0	5	2	1	1	0	0	0	0	0	0	0	0	0	0	0	0	9	40	30 to 40	88.9	2	22.2
05/11/2021	03:00	0	0	2	1	0	0	0	0	0	0	0	0	0	0	0	0	0	0	0	3	30	20 to 30	100.0	*	*
05/11/2021	04:00	0	1	0	1	0	1	1	0	0	0	0	0	0	0	0	0	0	0	0	4	40	20 to 30	50.0	2	50.0
05/11/2021	05:00	1	2	0	0	0	0	0	0	0	0	0	0	0	0	0	0	0	0	0	3	20	10 to 20	100.0	*	*
05/11/2021	06:00	3	0	1	2	1	0	0	0	0	0	0	0	0	0	0	0	0	0	0	7	30	15 to 25	57.1	*	*
05/11/2021	07:00	2	2	0	6	3	1	1	0	0	0	0	0	0	0	0	0	0	0	0	15	35	30 to 40	66.7	2	13.3
05/11/2021	08:00	1	2	2	7	4	1	2	1	0	0	0	0	0	0	0	0	0	0	0	20	40	25 to 35	65.0	4	20.0
05/11/2021	09:00	0	1	5	33	35	8	3	1	0	0	0	0	0	0	0	0	0	0	0	86	34.9	30 to 40	88.4	12	14.0
05/11/2021	10:00	1	2	12	61	50	15	5	0	0	0	0	0	0	0	0	0	0	0	0	146	34.8	30 to 40	86.3	20	13.7
05/11/2021	11:00	0	3	5	43	28	19	4	2	0	0	0	0	0	0	0	0	0	0	0	104	37.4	30 to 40	86.5	25	24.0
05/11/2021	12:00	0	1	23	42	26	6	3	1	0	0	0	0	0	0	0	0	0	0	0	102	34	25 to 35	89.2	10	9.8
05/11/2021	13:00	1	4	13	42	23	12	1	0	0	0	0	0	0	0	0	0	0	0	0	96	34.8	25 to 35	81.3	13	13.5
05/11/2021	14:00	4	2	8	43	41	12	2	0	0	0	0	0	0	0	0	0	0	0	0	112	34.6	30 to 40	85.7	14	12.5
05/11/2021	15:00	3	3	17	55	34	14	1	0	0	0	0	0	0	0	0	0	0	0	0	127	34.4	25 to 35	83.5	15	11.8
05/11/2021	16:00	2	6	18	39	30	17	5	0	0	0	0	0	0	0	0	0	0	0	0	117	36.2	25 to 35	74.4	22	18.8
05/11/2021	17:00	1	4	8	60	54	20	4	0	0	0	0	0	0	0	0	0	0	0	0	151	35.2	30 to 40	88.7	24	15.9
05/11/2021	18:00	3	18	21	68	62	19	2	0	0	0	0	0	0	0	0	0	0	0	0	193	34.4	25 to 35	78.2	21	10.9
05/11/2021	19:00	3	10	31	59	62	13	2	0	0	0	0	0	0	0	0	0	0	0	0	180	34	25 to 35	84.4	15	8.3
05/11/2021	20:00	1	9	22	70	34	8	2	1	0	0	0	0	0	0	0	0	0	0	0	147	33.4	25 to 35	85.7	11	7.5
05/11/2021	21:00	1	1	1	28	27	14	2	1	0	0	0	0	0	0	0	0	0	0	0	75	37.1	30 to 40	92.0	17	22.7
05/11/2021	22:00	1	2	4	20	17	9	1	0	0	0	0	0	0	0	0	0	0	0	0	54	36.1	30 to 40	85.2	10	18.5
05/11/2021	23:00	1	0	2	13	11	3	2	1	0	0	0	0	0	0	0	0	0	0	0	33	36.7	30 to 40	81.8	6	18.2
24 Hr Summary		29	73	203	718	564	198	47	8	1	0	0	0	0	0	0	0	0	0	0	1841	34.8	25 to 35	80.7	254	13.8

Incoming Histogram

2022 Jan Westfield Road flashing

from Tue-Sep-21-2021-03-00-PM to Fri-Jan-14-2022-01-59-PM

Date	Starting Hr:min	<15	15 to <20	20 to <25	25 to <30	30 to <35	35 to <40	40 to <45	45 to <50	50 to <55	55 to <60	60 to <65	65 to <70	70 to <75	75 to <80	80 to <85	85 to <90	90 to <95	95 to <100	100 to >105	Total Counts	85pct Speed	10MPH Pace	% in pace	# of Speeders	% Speeders
06/11/2021	00:00	0	1	4	19	11	7	2	1	0	0	0	0	0	0	0	0	0	0	0	45	37.1	30 to 40	82.2	10	22.2
06/11/2021	01:00	0	3	1	10	12	4	1	0	0	0	0	0	0	0	0	0	0	0	0	31	35	30 to 40	83.9	5	16.1
06/11/2021	02:00	0	0	3	5	2	3	2	1	0	0	0	0	0	0	0	0	0	0	0	16	42.5	25 to 35	62.5	6	37.5
06/11/2021	03:00	0	0	1	2	2	2	0	0	0	0	0	0	0	0	0	0	0	0	0	7	37.5	30 to 40	85.7	2	28.6
06/11/2021	04:00	0	0	1	2	1	0	1	0	0	0	0	0	0	0	0	0	0	0	0	5	35	25 to 35	80.0	1	20.0
06/11/2021	05:00	0	0	0	1	1	0	0	0	0	0	0	0	0	0	0	0	0	0	0	2	35	25 to 35	100.0	*	*
06/11/2021	06:00	0	0	0	1	1	0	0	0	0	0	0	0	0	0	0	0	0	0	0	2	35	25 to 35	100.0	*	*
06/11/2021	07:00	0	0	0	1	1	0	2	0	0	0	0	0	0	0	0	0	0	0	0	4	42.5	35 to 45	75.0	2	50.0
06/11/2021	08:00	0	0	1	0	0	0	1	1	0	0	0	0	0	0	0	0	0	0	0	3	50	40 to 50	66.7	2	66.7
06/11/2021	09:00	0	2	2	8	7	5	1	0	0	0	0	0	0	0	0	0	0	0	0	25	37	30 to 40	80.0	6	24.0
06/11/2021	10:00	0	0	6	24	11	5	0	0	0	0	0	0	0	0	0	0	0	0	0	46	34.1	25 to 35	89.1	5	10.9
06/11/2021	11:00	0	2	6	30	25	10	1	1	0	0	0	0	0	0	0	0	0	0	0	75	35.5	30 to 40	86.7	12	16.0
06/11/2021	12:00	1	8	11	38	41	6	3	0	0	0	0	0	0	0	0	0	0	0	0	108	34.1	25 to 35	83.3	9	8.3
06/11/2021	13:00	0	3	10	62	30	20	1	0	0	0	0	0	0	0	0	0	0	0	0	126	35.5	30 to 40	88.9	21	16.7
06/11/2021	14:00	0	1	8	52	44	8	3	0	0	0	0	0	0	0	0	0	0	0	0	116	34.3	25 to 35	89.7	11	9.5
06/11/2021	15:00	0	2	7	43	36	12	2	0	0	0	0	0	0	0	0	0	0	0	0	102	34.9	30 to 40	89.2	14	13.7
06/11/2021	16:00	0	3	15	48	39	8	0	0	0	0	0	0	0	0	0	0	0	0	0	113	33.8	25 to 35	90.3	8	7.1
06/11/2021	17:00	0	1	11	55	39	11	3	0	0	0	0	0	0	0	0	0	0	0	0	120	34.5	25 to 35	87.5	14	11.7
06/11/2021	18:00	0	1	15	51	39	17	2	0	0	0	0	0	0	0	0	0	0	0	0	125	35	30 to 40	85.6	19	15.2
06/11/2021	19:00	0	1	18	47	51	13	2	0	0	0	0	0	0	0	0	0	0	0	0	132	34.5	25 to 35	87.9	15	11.4
06/11/2021	20:00	0	2	10	31	32	11	5	0	0	0	0	0	0	0	0	0	0	0	0	91	35.9	30 to 40	81.3	16	17.6
06/11/2021	21:00	2	0	12	36	19	15	4	1	0	0	0	0	0	0	0	0	0	0	0	89	37.3	30 to 40	78.7	20	22.5
06/11/2021	22:00	0	3	11	31	40	14	4	0	0	0	0	0	0	0	0	0	0	0	0	103	36.1	30 to 40	82.5	18	17.5
06/11/2021	23:00	0	2	4	24	17	8	1	0	0	0	0	0	0	0	0	0	0	0	0	56	35.6	30 to 40	87.5	9	16.1
24 Hr Summary		3	35	157	621	501	179	41	5	0	0	0	0	0	0	0	0	0	0	0	1542	34.9	30 to 40	84.4	225	14.6

Incoming Histogram

2022 Jan Westfield Road flashing

from Tue-Sep-21-2021-03-00-PM to Fri-Jan-14-2022-01-59-PM

Date	Starting Hr:min	<15	15 to <20	20 to <25	25 to <30	30 to <35	35 to <40	40 to <45	45 to <50	50 to <55	55 to <60	60 to <65	65 to <70	70 to <75	75 to <80	80 to <85	85 to <90	90 to <95	95 to <100	100 to >105	Total Counts	85pct Speed	10MPH Pace	% in pace	# of Speeders	% Speeders	
07/11/2021	00:00	0	1	9	22	16	7	2	0	0	0	0	0	0	0	0	0	0	0	0	57	35	25 to 35	82.5	9	15.8	
07/11/2021	01:00	0	0	0	6	11	3	2	1	1	0	0	0	0	0	0	0	0	0	0	24	40	30 to 40	83.3	7	29.2	
07/11/2021	02:00	0	0	0	8	5	5	5	2	0	0	0	0	0	0	0	0	0	0	0	25	43	30 to 40	72.0	12	48.0	
07/11/2021	03:00	0	0	0	3	1	2	1	0	1	0	0	0	0	0	0	0	0	0	0	8	45	30 to 40	75.0	4	50.0	
07/11/2021	04:00	0	0	1	2	2	2	2	0	0	0	0	0	0	0	0	0	0	0	0	9	42.5	30 to 40	66.7	4	44.4	
07/11/2021	05:00	0	0	1	3	1	1	0	0	0	0	0	0	0	0	0	0	0	0	0	6	35	25 to 35	83.3	1	16.7	
07/11/2021	06:00	0	0	0	0	1	0	0	0	0	0	0	0	0	0	0	0	0	0	0	1	35	25 to 35	100.0	*	*	
07/11/2021	07:00	0	0	0	1	2	1	1	0	0	0	0	0	0	0	0	0	0	0	0	5	40	30 to 40	80.0	2	40.0	
07/11/2021	08:00	0	0	0	1	1	0	0	0	0	0	0	0	0	0	0	0	0	0	0	2	35	25 to 35	100.0	*	*	
07/11/2021	09:00	0	0	1	5	4	0	0	0	0	0	0	0	0	0	0	0	0	0	0	10	32.5	25 to 35	100.0	*	*	
07/11/2021	10:00	2	0	1	6	7	5	2	1	1	0	0	0	0	0	0	0	0	0	0	25	40	30 to 40	72.0	9	36.0	
07/11/2021	11:00	0	2	3	19	12	3	3	0	0	0	0	0	0	0	0	0	0	0	0	42	35	25 to 35	81.0	6	14.3	
07/11/2021	12:00	*	*	*	*	*	*	*	*	*	*	*	*	*	*	*	*	*	*	*	*	*	*	*	*	*	*
07/11/2021	13:00	*	*	*	*	*	*	*	*	*	*	*	*	*	*	*	*	*	*	*	*	*	*	*	*	*	*
07/11/2021	14:00	*	*	*	*	*	*	*	*	*	*	*	*	*	*	*	*	*	*	*	*	*	*	*	*	*	*
07/11/2021	15:00	*	*	*	*	*	*	*	*	*	*	*	*	*	*	*	*	*	*	*	*	*	*	*	*	*	*
07/11/2021	16:00	*	*	*	*	*	*	*	*	*	*	*	*	*	*	*	*	*	*	*	*	*	*	*	*	*	*
07/11/2021	17:00	*	*	*	*	*	*	*	*	*	*	*	*	*	*	*	*	*	*	*	*	*	*	*	*	*	*
07/11/2021	18:00	*	*	*	*	*	*	*	*	*	*	*	*	*	*	*	*	*	*	*	*	*	*	*	*	*	*
07/11/2021	19:00	*	*	*	*	*	*	*	*	*	*	*	*	*	*	*	*	*	*	*	*	*	*	*	*	*	*
07/11/2021	20:00	*	*	*	*	*	*	*	*	*	*	*	*	*	*	*	*	*	*	*	*	*	*	*	*	*	*
07/11/2021	21:00	*	*	*	*	*	*	*	*	*	*	*	*	*	*	*	*	*	*	*	*	*	*	*	*	*	*
07/11/2021	22:00	*	*	*	*	*	*	*	*	*	*	*	*	*	*	*	*	*	*	*	*	*	*	*	*	*	*
07/11/2021	23:00	*	*	*	*	*	*	*	*	*	*	*	*	*	*	*	*	*	*	*	*	*	*	*	*	*	*
24 Hr Summary		2	3	16	76	63	29	18	4	3	0	0	0	0	0	0	0	0	0	0	214	38.8	30 to 40	78.5	54	25.2	

Incoming Histogram

2022 Jan Westfield Road flashing

from Tue-Sep-21-2021-03-00-PM to Fri-Jan-14-2022-01-59-PM

Date	Starting Hr:min	<15	15 to <20	20 to <25	25 to <30	30 to <35	35 to <40	40 to <45	45 to <50	50 to <55	55 to <60	60 to <65	65 to <70	70 to <75	75 to <80	80 to <85	85 to <90	90 to <95	95 to <100	100 to >105	Total Counts	85pct Speed	10MPH Pace	% in pace	# of Speeders	% Speeders
08/11/2021	00:00	*	*	*	*	*	*	*	*	*	*	*	*	*	*	*	*	*	*	*	*	*	*	*	*	*
08/11/2021	01:00	*	*	*	*	*	*	*	*	*	*	*	*	*	*	*	*	*	*	*	*	*	*	*	*	*
08/11/2021	02:00	*	*	*	*	*	*	*	*	*	*	*	*	*	*	*	*	*	*	*	*	*	*	*	*	*
08/11/2021	03:00	*	*	*	*	*	*	*	*	*	*	*	*	*	*	*	*	*	*	*	*	*	*	*	*	*
08/11/2021	04:00	*	*	*	*	*	*	*	*	*	*	*	*	*	*	*	*	*	*	*	*	*	*	*	*	*
08/11/2021	05:00	*	*	*	*	*	*	*	*	*	*	*	*	*	*	*	*	*	*	*	*	*	*	*	*	*
08/11/2021	06:00	*	*	*	*	*	*	*	*	*	*	*	*	*	*	*	*	*	*	*	*	*	*	*	*	*
08/11/2021	07:00	*	*	*	*	*	*	*	*	*	*	*	*	*	*	*	*	*	*	*	*	*	*	*	*	*
08/11/2021	08:00	*	*	*	*	*	*	*	*	*	*	*	*	*	*	*	*	*	*	*	*	*	*	*	*	*
08/11/2021	09:00	*	*	*	*	*	*	*	*	*	*	*	*	*	*	*	*	*	*	*	*	*	*	*	*	*
08/11/2021	10:00	*	*	*	*	*	*	*	*	*	*	*	*	*	*	*	*	*	*	*	*	*	*	*	*	*
08/11/2021	11:00	*	*	*	*	*	*	*	*	*	*	*	*	*	*	*	*	*	*	*	*	*	*	*	*	*
08/11/2021	12:00	*	*	*	*	*	*	*	*	*	*	*	*	*	*	*	*	*	*	*	*	*	*	*	*	*
08/11/2021	13:00	*	*	*	*	*	*	*	*	*	*	*	*	*	*	*	*	*	*	*	*	*	*	*	*	*
08/11/2021	14:00	*	*	*	*	*	*	*	*	*	*	*	*	*	*	*	*	*	*	*	*	*	*	*	*	*
08/11/2021	15:00	*	*	*	*	*	*	*	*	*	*	*	*	*	*	*	*	*	*	*	*	*	*	*	*	*
08/11/2021	16:00	*	*	*	*	*	*	*	*	*	*	*	*	*	*	*	*	*	*	*	*	*	*	*	*	*
08/11/2021	17:00	*	*	*	*	*	*	*	*	*	*	*	*	*	*	*	*	*	*	*	*	*	*	*	*	*
08/11/2021	18:00	*	*	*	*	*	*	*	*	*	*	*	*	*	*	*	*	*	*	*	*	*	*	*	*	*
08/11/2021	19:00	*	*	*	*	*	*	*	*	*	*	*	*	*	*	*	*	*	*	*	*	*	*	*	*	*
08/11/2021	20:00	*	*	*	*	*	*	*	*	*	*	*	*	*	*	*	*	*	*	*	*	*	*	*	*	*
08/11/2021	21:00	*	*	*	*	*	*	*	*	*	*	*	*	*	*	*	*	*	*	*	*	*	*	*	*	*
08/11/2021	22:00	*	*	*	*	*	*	*	*	*	*	*	*	*	*	*	*	*	*	*	*	*	*	*	*	*
08/11/2021	23:00	*	*	*	*	*	*	*	*	*	*	*	*	*	*	*	*	*	*	*	*	*	*	*	*	*
24 Hr Summary		0	0	0	0	0	0	0	0	0	0	0	0	0	0	0	0	0	0	0	0	0	0	*	*	*

Incoming Histogram

2022 Jan Westfield Road flashing

from Tue-Sep-21-2021-03-00-PM to Fri-Jan-14-2022-01-59-PM

Date	Starting Hr:min	<15	15 to <20	20 to <25	25 to <30	30 to <35	35 to <40	40 to <45	45 to <50	50 to <55	55 to <60	60 to <65	65 to <70	70 to <75	75 to <80	80 to <85	85 to <90	90 to <95	95 to <100	100 to >105	Total Counts	85pct Speed	10MPH Pace	% in pace	# of Speeders	% Speeders
09/11/2021	00:00	*	*	*	*	*	*	*	*	*	*	*	*	*	*	*	*	*	*	*	*	*	*	*	*	*
09/11/2021	01:00	*	*	*	*	*	*	*	*	*	*	*	*	*	*	*	*	*	*	*	*	*	*	*	*	*
09/11/2021	02:00	*	*	*	*	*	*	*	*	*	*	*	*	*	*	*	*	*	*	*	*	*	*	*	*	*
09/11/2021	03:00	*	*	*	*	*	*	*	*	*	*	*	*	*	*	*	*	*	*	*	*	*	*	*	*	*
09/11/2021	04:00	*	*	*	*	*	*	*	*	*	*	*	*	*	*	*	*	*	*	*	*	*	*	*	*	*
09/11/2021	05:00	*	*	*	*	*	*	*	*	*	*	*	*	*	*	*	*	*	*	*	*	*	*	*	*	*
09/11/2021	06:00	*	*	*	*	*	*	*	*	*	*	*	*	*	*	*	*	*	*	*	*	*	*	*	*	*
09/11/2021	07:00	*	*	*	*	*	*	*	*	*	*	*	*	*	*	*	*	*	*	*	*	*	*	*	*	*
09/11/2021	08:00	*	*	*	*	*	*	*	*	*	*	*	*	*	*	*	*	*	*	*	*	*	*	*	*	*
09/11/2021	09:00	*	*	*	*	*	*	*	*	*	*	*	*	*	*	*	*	*	*	*	*	*	*	*	*	*
09/11/2021	10:00	*	*	*	*	*	*	*	*	*	*	*	*	*	*	*	*	*	*	*	*	*	*	*	*	*
09/11/2021	11:00	*	*	*	*	*	*	*	*	*	*	*	*	*	*	*	*	*	*	*	*	*	*	*	*	*
09/11/2021	12:00	*	*	*	*	*	*	*	*	*	*	*	*	*	*	*	*	*	*	*	*	*	*	*	*	*
09/11/2021	13:00	*	*	*	*	*	*	*	*	*	*	*	*	*	*	*	*	*	*	*	*	*	*	*	*	*
09/11/2021	14:00	*	*	*	*	*	*	*	*	*	*	*	*	*	*	*	*	*	*	*	*	*	*	*	*	*
09/11/2021	15:00	*	*	*	*	*	*	*	*	*	*	*	*	*	*	*	*	*	*	*	*	*	*	*	*	*
09/11/2021	16:00	*	*	*	*	*	*	*	*	*	*	*	*	*	*	*	*	*	*	*	*	*	*	*	*	*
09/11/2021	17:00	*	*	*	*	*	*	*	*	*	*	*	*	*	*	*	*	*	*	*	*	*	*	*	*	*
09/11/2021	18:00	*	*	*	*	*	*	*	*	*	*	*	*	*	*	*	*	*	*	*	*	*	*	*	*	*
09/11/2021	19:00	*	*	*	*	*	*	*	*	*	*	*	*	*	*	*	*	*	*	*	*	*	*	*	*	*
09/11/2021	20:00	*	*	*	*	*	*	*	*	*	*	*	*	*	*	*	*	*	*	*	*	*	*	*	*	*
09/11/2021	21:00	*	*	*	*	*	*	*	*	*	*	*	*	*	*	*	*	*	*	*	*	*	*	*	*	*
09/11/2021	22:00	*	*	*	*	*	*	*	*	*	*	*	*	*	*	*	*	*	*	*	*	*	*	*	*	*
09/11/2021	23:00	*	*	*	*	*	*	*	*	*	*	*	*	*	*	*	*	*	*	*	*	*	*	*	*	*
24 Hr Summary		0	0	0	0	0	0	0	0	0	0	0	0	0	0	0	0	0	0	0	0	0	0	*	*	*

Incoming Histogram

2022 Jan Westfield Road flashing

from Tue-Sep-21-2021-03-00-PM to Fri-Jan-14-2022-01-59-PM

Date	Starting Hr:min	<15	15 to <20	20 to <25	25 to <30	30 to <35	35 to <40	40 to <45	45 to <50	50 to <55	55 to <60	60 to <65	65 to <70	70 to <75	75 to <80	80 to <85	85 to <90	90 to <95	95 to <100	100 to >105	Total Counts	85pct Speed	10MPH Pace	% in pace	# of Speeders	% Speeders
10/11/2021	00:00	*	*	*	*	*	*	*	*	*	*	*	*	*	*	*	*	*	*	*	*	*	*	*	*	*
10/11/2021	01:00	*	*	*	*	*	*	*	*	*	*	*	*	*	*	*	*	*	*	*	*	*	*	*	*	*
10/11/2021	02:00	*	*	*	*	*	*	*	*	*	*	*	*	*	*	*	*	*	*	*	*	*	*	*	*	*
10/11/2021	03:00	*	*	*	*	*	*	*	*	*	*	*	*	*	*	*	*	*	*	*	*	*	*	*	*	*
10/11/2021	04:00	*	*	*	*	*	*	*	*	*	*	*	*	*	*	*	*	*	*	*	*	*	*	*	*	*
10/11/2021	05:00	*	*	*	*	*	*	*	*	*	*	*	*	*	*	*	*	*	*	*	*	*	*	*	*	*
10/11/2021	06:00	*	*	*	*	*	*	*	*	*	*	*	*	*	*	*	*	*	*	*	*	*	*	*	*	*
10/11/2021	07:00	*	*	*	*	*	*	*	*	*	*	*	*	*	*	*	*	*	*	*	*	*	*	*	*	*
10/11/2021	08:00	*	*	*	*	*	*	*	*	*	*	*	*	*	*	*	*	*	*	*	*	*	*	*	*	*
10/11/2021	09:00	*	*	*	*	*	*	*	*	*	*	*	*	*	*	*	*	*	*	*	*	*	*	*	*	*
10/11/2021	10:00	*	*	*	*	*	*	*	*	*	*	*	*	*	*	*	*	*	*	*	*	*	*	*	*	*
10/11/2021	11:00	*	*	*	*	*	*	*	*	*	*	*	*	*	*	*	*	*	*	*	*	*	*	*	*	*
10/11/2021	12:00	*	*	*	*	*	*	*	*	*	*	*	*	*	*	*	*	*	*	*	*	*	*	*	*	*
10/11/2021	13:00	*	*	*	*	*	*	*	*	*	*	*	*	*	*	*	*	*	*	*	*	*	*	*	*	*
10/11/2021	14:00	*	*	*	*	*	*	*	*	*	*	*	*	*	*	*	*	*	*	*	*	*	*	*	*	*
10/11/2021	15:00	*	*	*	*	*	*	*	*	*	*	*	*	*	*	*	*	*	*	*	*	*	*	*	*	*
10/11/2021	16:00	*	*	*	*	*	*	*	*	*	*	*	*	*	*	*	*	*	*	*	*	*	*	*	*	*
10/11/2021	17:00	*	*	*	*	*	*	*	*	*	*	*	*	*	*	*	*	*	*	*	*	*	*	*	*	*
10/11/2021	18:00	*	*	*	*	*	*	*	*	*	*	*	*	*	*	*	*	*	*	*	*	*	*	*	*	*
10/11/2021	19:00	*	*	*	*	*	*	*	*	*	*	*	*	*	*	*	*	*	*	*	*	*	*	*	*	*
10/11/2021	20:00	*	*	*	*	*	*	*	*	*	*	*	*	*	*	*	*	*	*	*	*	*	*	*	*	*
10/11/2021	21:00	*	*	*	*	*	*	*	*	*	*	*	*	*	*	*	*	*	*	*	*	*	*	*	*	*
10/11/2021	22:00	*	*	*	*	*	*	*	*	*	*	*	*	*	*	*	*	*	*	*	*	*	*	*	*	*
10/11/2021	23:00	*	*	*	*	*	*	*	*	*	*	*	*	*	*	*	*	*	*	*	*	*	*	*	*	*
24 Hr Summary		0	0	0	0	0	0	0	0	0	0	0	0	0	0	0	0	0	0	0	0	0	0	*	*	*

Incoming Histogram

2022 Jan Westfield Road flashing

from Tue-Sep-21-2021-03-00-PM to Fri-Jan-14-2022-01-59-PM

Date	Starting Hr:min	<15	15 to <20	20 to <25	25 to <30	30 to <35	35 to <40	40 to <45	45 to <50	50 to <55	55 to <60	60 to <65	65 to <70	70 to <75	75 to <80	80 to <85	85 to <90	90 to <95	95 to <100	100 to >105	Total Counts	85pct Speed	10MPH Pace	% in pace	# of Speeders	% Speeders
11/11/2021	00:00	*	*	*	*	*	*	*	*	*	*	*	*	*	*	*	*	*	*	*	*	*	*	*	*	*
11/11/2021	01:00	*	*	*	*	*	*	*	*	*	*	*	*	*	*	*	*	*	*	*	*	*	*	*	*	*
11/11/2021	02:00	*	*	*	*	*	*	*	*	*	*	*	*	*	*	*	*	*	*	*	*	*	*	*	*	*
11/11/2021	03:00	*	*	*	*	*	*	*	*	*	*	*	*	*	*	*	*	*	*	*	*	*	*	*	*	*
11/11/2021	04:00	*	*	*	*	*	*	*	*	*	*	*	*	*	*	*	*	*	*	*	*	*	*	*	*	*
11/11/2021	05:00	*	*	*	*	*	*	*	*	*	*	*	*	*	*	*	*	*	*	*	*	*	*	*	*	*
11/11/2021	06:00	*	*	*	*	*	*	*	*	*	*	*	*	*	*	*	*	*	*	*	*	*	*	*	*	*
11/11/2021	07:00	*	*	*	*	*	*	*	*	*	*	*	*	*	*	*	*	*	*	*	*	*	*	*	*	*
11/11/2021	08:00	*	*	*	*	*	*	*	*	*	*	*	*	*	*	*	*	*	*	*	*	*	*	*	*	*
11/11/2021	09:00	*	*	*	*	*	*	*	*	*	*	*	*	*	*	*	*	*	*	*	*	*	*	*	*	*
11/11/2021	10:00	*	*	*	*	*	*	*	*	*	*	*	*	*	*	*	*	*	*	*	*	*	*	*	*	*
11/11/2021	11:00	*	*	*	*	*	*	*	*	*	*	*	*	*	*	*	*	*	*	*	*	*	*	*	*	*
11/11/2021	12:00	*	*	*	*	*	*	*	*	*	*	*	*	*	*	*	*	*	*	*	*	*	*	*	*	*
11/11/2021	13:00	*	*	*	*	*	*	*	*	*	*	*	*	*	*	*	*	*	*	*	*	*	*	*	*	*
11/11/2021	14:00	*	*	*	*	*	*	*	*	*	*	*	*	*	*	*	*	*	*	*	*	*	*	*	*	*
11/11/2021	15:00	*	*	*	*	*	*	*	*	*	*	*	*	*	*	*	*	*	*	*	*	*	*	*	*	*
11/11/2021	16:00	*	*	*	*	*	*	*	*	*	*	*	*	*	*	*	*	*	*	*	*	*	*	*	*	*
11/11/2021	17:00	*	*	*	*	*	*	*	*	*	*	*	*	*	*	*	*	*	*	*	*	*	*	*	*	*
11/11/2021	18:00	*	*	*	*	*	*	*	*	*	*	*	*	*	*	*	*	*	*	*	*	*	*	*	*	*
11/11/2021	19:00	*	*	*	*	*	*	*	*	*	*	*	*	*	*	*	*	*	*	*	*	*	*	*	*	*
11/11/2021	20:00	*	*	*	*	*	*	*	*	*	*	*	*	*	*	*	*	*	*	*	*	*	*	*	*	*
11/11/2021	21:00	*	*	*	*	*	*	*	*	*	*	*	*	*	*	*	*	*	*	*	*	*	*	*	*	*
11/11/2021	22:00	*	*	*	*	*	*	*	*	*	*	*	*	*	*	*	*	*	*	*	*	*	*	*	*	*
11/11/2021	23:00	*	*	*	*	*	*	*	*	*	*	*	*	*	*	*	*	*	*	*	*	*	*	*	*	*
24 Hr Summary		0	0	0	0	0	0	0	0	0	0	0	0	0	0	0	0	0	0	0	0	0	0	*	*	*

Incoming Histogram

2022 Jan Westfield Road flashing

from Tue-Sep-21-2021-03-00-PM to Fri-Jan-14-2022-01-59-PM

Date	Starting Hr:min	<15	15 to <20	20 to <25	25 to <30	30 to <35	35 to <40	40 to <45	45 to <50	50 to <55	55 to <60	60 to <65	65 to <70	70 to <75	75 to <80	80 to <85	85 to <90	90 to <95	95 to <100	100 to >105	Total Counts	85pct Speed	10MPH Pace	% in pace	# of Speeders	% Speeders
12/11/2021	00:00	*	*	*	*	*	*	*	*	*	*	*	*	*	*	*	*	*	*	*	*	*	*	*	*	*
12/11/2021	01:00	*	*	*	*	*	*	*	*	*	*	*	*	*	*	*	*	*	*	*	*	*	*	*	*	*
12/11/2021	02:00	*	*	*	*	*	*	*	*	*	*	*	*	*	*	*	*	*	*	*	*	*	*	*	*	*
12/11/2021	03:00	*	*	*	*	*	*	*	*	*	*	*	*	*	*	*	*	*	*	*	*	*	*	*	*	*
12/11/2021	04:00	*	*	*	*	*	*	*	*	*	*	*	*	*	*	*	*	*	*	*	*	*	*	*	*	*
12/11/2021	05:00	*	*	*	*	*	*	*	*	*	*	*	*	*	*	*	*	*	*	*	*	*	*	*	*	*
12/11/2021	06:00	*	*	*	*	*	*	*	*	*	*	*	*	*	*	*	*	*	*	*	*	*	*	*	*	*
12/11/2021	07:00	*	*	*	*	*	*	*	*	*	*	*	*	*	*	*	*	*	*	*	*	*	*	*	*	*
12/11/2021	08:00	*	*	*	*	*	*	*	*	*	*	*	*	*	*	*	*	*	*	*	*	*	*	*	*	*
12/11/2021	09:00	*	*	*	*	*	*	*	*	*	*	*	*	*	*	*	*	*	*	*	*	*	*	*	*	*
12/11/2021	10:00	*	*	*	*	*	*	*	*	*	*	*	*	*	*	*	*	*	*	*	*	*	*	*	*	*
12/11/2021	11:00	*	*	*	*	*	*	*	*	*	*	*	*	*	*	*	*	*	*	*	*	*	*	*	*	*
12/11/2021	12:00	*	*	*	*	*	*	*	*	*	*	*	*	*	*	*	*	*	*	*	*	*	*	*	*	*
12/11/2021	13:00	*	*	*	*	*	*	*	*	*	*	*	*	*	*	*	*	*	*	*	*	*	*	*	*	*
12/11/2021	14:00	*	*	*	*	*	*	*	*	*	*	*	*	*	*	*	*	*	*	*	*	*	*	*	*	*
12/11/2021	15:00	*	*	*	*	*	*	*	*	*	*	*	*	*	*	*	*	*	*	*	*	*	*	*	*	*
12/11/2021	16:00	*	*	*	*	*	*	*	*	*	*	*	*	*	*	*	*	*	*	*	*	*	*	*	*	*
12/11/2021	17:00	*	*	*	*	*	*	*	*	*	*	*	*	*	*	*	*	*	*	*	*	*	*	*	*	*
12/11/2021	18:00	*	*	*	*	*	*	*	*	*	*	*	*	*	*	*	*	*	*	*	*	*	*	*	*	*
12/11/2021	19:00	*	*	*	*	*	*	*	*	*	*	*	*	*	*	*	*	*	*	*	*	*	*	*	*	*
12/11/2021	20:00	*	*	*	*	*	*	*	*	*	*	*	*	*	*	*	*	*	*	*	*	*	*	*	*	*
12/11/2021	21:00	*	*	*	*	*	*	*	*	*	*	*	*	*	*	*	*	*	*	*	*	*	*	*	*	*
12/11/2021	22:00	*	*	*	*	*	*	*	*	*	*	*	*	*	*	*	*	*	*	*	*	*	*	*	*	*
12/11/2021	23:00	*	*	*	*	*	*	*	*	*	*	*	*	*	*	*	*	*	*	*	*	*	*	*	*	*
24 Hr Summary		0	0	0	0	0	0	0	0	0	0	0	0	0	0	0	0	0	0	0	0	0	0	*	*	*

Incoming Histogram

2022 Jan Westfield Road flashing

from Tue-Sep-21-2021-03-00-PM to Fri-Jan-14-2022-01-59-PM

Date	Starting Hr:min	<15	15 to <20	20 to <25	25 to <30	30 to <35	35 to <40	40 to <45	45 to <50	50 to <55	55 to <60	60 to <65	65 to <70	70 to <75	75 to <80	80 to <85	85 to <90	90 to <95	95 to <100	100 to >105	Total Counts	85pct Speed	10MPH Pace	% in pace	# of Speeders	% Speeders
13/11/2021	00:00	*	*	*	*	*	*	*	*	*	*	*	*	*	*	*	*	*	*	*	*	*	*	*	*	*
13/11/2021	01:00	*	*	*	*	*	*	*	*	*	*	*	*	*	*	*	*	*	*	*	*	*	*	*	*	*
13/11/2021	02:00	*	*	*	*	*	*	*	*	*	*	*	*	*	*	*	*	*	*	*	*	*	*	*	*	*
13/11/2021	03:00	*	*	*	*	*	*	*	*	*	*	*	*	*	*	*	*	*	*	*	*	*	*	*	*	*
13/11/2021	04:00	*	*	*	*	*	*	*	*	*	*	*	*	*	*	*	*	*	*	*	*	*	*	*	*	*
13/11/2021	05:00	*	*	*	*	*	*	*	*	*	*	*	*	*	*	*	*	*	*	*	*	*	*	*	*	*
13/11/2021	06:00	*	*	*	*	*	*	*	*	*	*	*	*	*	*	*	*	*	*	*	*	*	*	*	*	*
13/11/2021	07:00	*	*	*	*	*	*	*	*	*	*	*	*	*	*	*	*	*	*	*	*	*	*	*	*	*
13/11/2021	08:00	*	*	*	*	*	*	*	*	*	*	*	*	*	*	*	*	*	*	*	*	*	*	*	*	*
13/11/2021	09:00	*	*	*	*	*	*	*	*	*	*	*	*	*	*	*	*	*	*	*	*	*	*	*	*	*
13/11/2021	10:00	*	*	*	*	*	*	*	*	*	*	*	*	*	*	*	*	*	*	*	*	*	*	*	*	*
13/11/2021	11:00	*	*	*	*	*	*	*	*	*	*	*	*	*	*	*	*	*	*	*	*	*	*	*	*	*
13/11/2021	12:00	*	*	*	*	*	*	*	*	*	*	*	*	*	*	*	*	*	*	*	*	*	*	*	*	*
13/11/2021	13:00	*	*	*	*	*	*	*	*	*	*	*	*	*	*	*	*	*	*	*	*	*	*	*	*	*
13/11/2021	14:00	*	*	*	*	*	*	*	*	*	*	*	*	*	*	*	*	*	*	*	*	*	*	*	*	*
13/11/2021	15:00	*	*	*	*	*	*	*	*	*	*	*	*	*	*	*	*	*	*	*	*	*	*	*	*	*
13/11/2021	16:00	*	*	*	*	*	*	*	*	*	*	*	*	*	*	*	*	*	*	*	*	*	*	*	*	*
13/11/2021	17:00	*	*	*	*	*	*	*	*	*	*	*	*	*	*	*	*	*	*	*	*	*	*	*	*	*
13/11/2021	18:00	*	*	*	*	*	*	*	*	*	*	*	*	*	*	*	*	*	*	*	*	*	*	*	*	*
13/11/2021	19:00	*	*	*	*	*	*	*	*	*	*	*	*	*	*	*	*	*	*	*	*	*	*	*	*	*
13/11/2021	20:00	*	*	*	*	*	*	*	*	*	*	*	*	*	*	*	*	*	*	*	*	*	*	*	*	*
13/11/2021	21:00	*	*	*	*	*	*	*	*	*	*	*	*	*	*	*	*	*	*	*	*	*	*	*	*	*
13/11/2021	22:00	*	*	*	*	*	*	*	*	*	*	*	*	*	*	*	*	*	*	*	*	*	*	*	*	*
13/11/2021	23:00	*	*	*	*	*	*	*	*	*	*	*	*	*	*	*	*	*	*	*	*	*	*	*	*	*
24 Hr Summary		0	0	0	0	0	0	0	0	0	0	0	0	0	0	0	0	0	0	0	0	0	0	*	*	*

Incoming Histogram

2022 Jan Westfield Road flashing

from Tue-Sep-21-2021-03-00-PM to Fri-Jan-14-2022-01-59-PM

Date	Starting Hr:min	<15	15 to <20	20 to <25	25 to <30	30 to <35	35 to <40	40 to <45	45 to <50	50 to <55	55 to <60	60 to <65	65 to <70	70 to <75	75 to <80	80 to <85	85 to <90	90 to <95	95 to <100	100 to >105	Total Counts	85pct Speed	10MPH Pace	% in pace	# of Speeders	% Speeders	
14/11/2021	00:00	*	*	*	*	*	*	*	*	*	*	*	*	*	*	*	*	*	*	*	*	*	*	*	*	*	*
14/11/2021	01:00	*	*	*	*	*	*	*	*	*	*	*	*	*	*	*	*	*	*	*	*	*	*	*	*	*	*
14/11/2021	02:00	*	*	*	*	*	*	*	*	*	*	*	*	*	*	*	*	*	*	*	*	*	*	*	*	*	*
14/11/2021	03:00	*	*	*	*	*	*	*	*	*	*	*	*	*	*	*	*	*	*	*	*	*	*	*	*	*	*
14/11/2021	04:00	*	*	*	*	*	*	*	*	*	*	*	*	*	*	*	*	*	*	*	*	*	*	*	*	*	*
14/11/2021	05:00	*	*	*	*	*	*	*	*	*	*	*	*	*	*	*	*	*	*	*	*	*	*	*	*	*	*
14/11/2021	06:00	*	*	*	*	*	*	*	*	*	*	*	*	*	*	*	*	*	*	*	*	*	*	*	*	*	*
14/11/2021	07:00	*	*	*	*	*	*	*	*	*	*	*	*	*	*	*	*	*	*	*	*	*	*	*	*	*	*
14/11/2021	08:00	*	*	*	*	*	*	*	*	*	*	*	*	*	*	*	*	*	*	*	*	*	*	*	*	*	*
14/11/2021	09:00	*	*	*	*	*	*	*	*	*	*	*	*	*	*	*	*	*	*	*	*	*	*	*	*	*	*
14/11/2021	10:00	*	*	*	*	*	*	*	*	*	*	*	*	*	*	*	*	*	*	*	*	*	*	*	*	*	*
14/11/2021	11:00	*	*	*	*	*	*	*	*	*	*	*	*	*	*	*	*	*	*	*	*	*	*	*	*	*	*
14/11/2021	12:00	*	*	*	*	*	*	*	*	*	*	*	*	*	*	*	*	*	*	*	*	*	*	*	*	*	*
14/11/2021	13:00	*	*	*	*	*	*	*	*	*	*	*	*	*	*	*	*	*	*	*	*	*	*	*	*	*	*
14/11/2021	14:00	*	*	*	*	*	*	*	*	*	*	*	*	*	*	*	*	*	*	*	*	*	*	*	*	*	*
14/11/2021	15:00	*	*	*	*	*	*	*	*	*	*	*	*	*	*	*	*	*	*	*	*	*	*	*	*	*	*
14/11/2021	16:00	*	*	*	*	*	*	*	*	*	*	*	*	*	*	*	*	*	*	*	*	*	*	*	*	*	*
14/11/2021	17:00	*	*	*	*	*	*	*	*	*	*	*	*	*	*	*	*	*	*	*	*	*	*	*	*	*	*
14/11/2021	18:00	*	*	*	*	*	*	*	*	*	*	*	*	*	*	*	*	*	*	*	*	*	*	*	*	*	*
14/11/2021	19:00	*	*	*	*	*	*	*	*	*	*	*	*	*	*	*	*	*	*	*	*	*	*	*	*	*	*
14/11/2021	20:00	*	*	*	*	*	*	*	*	*	*	*	*	*	*	*	*	*	*	*	*	*	*	*	*	*	*
14/11/2021	21:00	*	*	*	*	*	*	*	*	*	*	*	*	*	*	*	*	*	*	*	*	*	*	*	*	*	*
14/11/2021	22:00	*	*	*	*	*	*	*	*	*	*	*	*	*	*	*	*	*	*	*	*	*	*	*	*	*	*
14/11/2021	23:00	*	*	*	*	*	*	*	*	*	*	*	*	*	*	*	*	*	*	*	*	*	*	*	*	*	*
24 Hr Summary		0	0	0	0	0	0	0	0	0	0	0	0	0	0	0	0	0	0	0	0	0	0	*	*	*	*

Incoming Histogram

2022 Jan Westfield Road flashing

from Tue-Sep-21-2021-03-00-PM to Fri-Jan-14-2022-01-59-PM

Date	Starting Hr:min	<15	15 to <20	20 to <25	25 to <30	30 to <35	35 to <40	40 to <45	45 to <50	50 to <55	55 to <60	60 to <65	65 to <70	70 to <75	75 to <80	80 to <85	85 to <90	90 to <95	95 to <100	100 to >105	Total Counts	85pct Speed	10MPH Pace	% in pace	# of Speeders	% Speeders
15/11/2021	00:00	*	*	*	*	*	*	*	*	*	*	*	*	*	*	*	*	*	*	*	*	*	*	*	*	*
15/11/2021	01:00	*	*	*	*	*	*	*	*	*	*	*	*	*	*	*	*	*	*	*	*	*	*	*	*	*
15/11/2021	02:00	*	*	*	*	*	*	*	*	*	*	*	*	*	*	*	*	*	*	*	*	*	*	*	*	*
15/11/2021	03:00	*	*	*	*	*	*	*	*	*	*	*	*	*	*	*	*	*	*	*	*	*	*	*	*	*
15/11/2021	04:00	*	*	*	*	*	*	*	*	*	*	*	*	*	*	*	*	*	*	*	*	*	*	*	*	*
15/11/2021	05:00	*	*	*	*	*	*	*	*	*	*	*	*	*	*	*	*	*	*	*	*	*	*	*	*	*
15/11/2021	06:00	*	*	*	*	*	*	*	*	*	*	*	*	*	*	*	*	*	*	*	*	*	*	*	*	*
15/11/2021	07:00	*	*	*	*	*	*	*	*	*	*	*	*	*	*	*	*	*	*	*	*	*	*	*	*	*
15/11/2021	08:00	*	*	*	*	*	*	*	*	*	*	*	*	*	*	*	*	*	*	*	*	*	*	*	*	*
15/11/2021	09:00	*	*	*	*	*	*	*	*	*	*	*	*	*	*	*	*	*	*	*	*	*	*	*	*	*
15/11/2021	10:00	*	*	*	*	*	*	*	*	*	*	*	*	*	*	*	*	*	*	*	*	*	*	*	*	*
15/11/2021	11:00	*	*	*	*	*	*	*	*	*	*	*	*	*	*	*	*	*	*	*	*	*	*	*	*	*
15/11/2021	12:00	*	*	*	*	*	*	*	*	*	*	*	*	*	*	*	*	*	*	*	*	*	*	*	*	*
15/11/2021	13:00	*	*	*	*	*	*	*	*	*	*	*	*	*	*	*	*	*	*	*	*	*	*	*	*	*
15/11/2021	14:00	*	*	*	*	*	*	*	*	*	*	*	*	*	*	*	*	*	*	*	*	*	*	*	*	*
15/11/2021	15:00	*	*	*	*	*	*	*	*	*	*	*	*	*	*	*	*	*	*	*	*	*	*	*	*	*
15/11/2021	16:00	*	*	*	*	*	*	*	*	*	*	*	*	*	*	*	*	*	*	*	*	*	*	*	*	*
15/11/2021	17:00	*	*	*	*	*	*	*	*	*	*	*	*	*	*	*	*	*	*	*	*	*	*	*	*	*
15/11/2021	18:00	*	*	*	*	*	*	*	*	*	*	*	*	*	*	*	*	*	*	*	*	*	*	*	*	*
15/11/2021	19:00	*	*	*	*	*	*	*	*	*	*	*	*	*	*	*	*	*	*	*	*	*	*	*	*	*
15/11/2021	20:00	*	*	*	*	*	*	*	*	*	*	*	*	*	*	*	*	*	*	*	*	*	*	*	*	*
15/11/2021	21:00	*	*	*	*	*	*	*	*	*	*	*	*	*	*	*	*	*	*	*	*	*	*	*	*	*
15/11/2021	22:00	*	*	*	*	*	*	*	*	*	*	*	*	*	*	*	*	*	*	*	*	*	*	*	*	*
15/11/2021	23:00	*	*	*	*	*	*	*	*	*	*	*	*	*	*	*	*	*	*	*	*	*	*	*	*	*
24 Hr Summary		0	0	0	0	0	0	0	0	0	0	0	0	0	0	0	0	0	0	0	0	0	0	*	*	*

Incoming Histogram

2022 Jan Westfield Road flashing

from Tue-Sep-21-2021-03-00-PM to Fri-Jan-14-2022-01-59-PM

Date	Starting Hr:min	<15	15 to <20	20 to <25	25 to <30	30 to <35	35 to <40	40 to <45	45 to <50	50 to <55	55 to <60	60 to <65	65 to <70	70 to <75	75 to <80	80 to <85	85 to <90	90 to <95	95 to <100	100 to >105	Total Counts	85pct Speed	10MPH Pace	% in pace	# of Speeders	% Speeders
16/11/2021	00:00	*	*	*	*	*	*	*	*	*	*	*	*	*	*	*	*	*	*	*	*	*	*	*	*	*
16/11/2021	01:00	*	*	*	*	*	*	*	*	*	*	*	*	*	*	*	*	*	*	*	*	*	*	*	*	*
16/11/2021	02:00	*	*	*	*	*	*	*	*	*	*	*	*	*	*	*	*	*	*	*	*	*	*	*	*	*
16/11/2021	03:00	*	*	*	*	*	*	*	*	*	*	*	*	*	*	*	*	*	*	*	*	*	*	*	*	*
16/11/2021	04:00	*	*	*	*	*	*	*	*	*	*	*	*	*	*	*	*	*	*	*	*	*	*	*	*	*
16/11/2021	05:00	*	*	*	*	*	*	*	*	*	*	*	*	*	*	*	*	*	*	*	*	*	*	*	*	*
16/11/2021	06:00	*	*	*	*	*	*	*	*	*	*	*	*	*	*	*	*	*	*	*	*	*	*	*	*	*
16/11/2021	07:00	*	*	*	*	*	*	*	*	*	*	*	*	*	*	*	*	*	*	*	*	*	*	*	*	*
16/11/2021	08:00	*	*	*	*	*	*	*	*	*	*	*	*	*	*	*	*	*	*	*	*	*	*	*	*	*
16/11/2021	09:00	*	*	*	*	*	*	*	*	*	*	*	*	*	*	*	*	*	*	*	*	*	*	*	*	*
16/11/2021	10:00	*	*	*	*	*	*	*	*	*	*	*	*	*	*	*	*	*	*	*	*	*	*	*	*	*
16/11/2021	11:00	*	*	*	*	*	*	*	*	*	*	*	*	*	*	*	*	*	*	*	*	*	*	*	*	*
16/11/2021	12:00	*	*	*	*	*	*	*	*	*	*	*	*	*	*	*	*	*	*	*	*	*	*	*	*	*
16/11/2021	13:00	*	*	*	*	*	*	*	*	*	*	*	*	*	*	*	*	*	*	*	*	*	*	*	*	*
16/11/2021	14:00	*	*	*	*	*	*	*	*	*	*	*	*	*	*	*	*	*	*	*	*	*	*	*	*	*
16/11/2021	15:00	*	*	*	*	*	*	*	*	*	*	*	*	*	*	*	*	*	*	*	*	*	*	*	*	*
16/11/2021	16:00	*	*	*	*	*	*	*	*	*	*	*	*	*	*	*	*	*	*	*	*	*	*	*	*	*
16/11/2021	17:00	*	*	*	*	*	*	*	*	*	*	*	*	*	*	*	*	*	*	*	*	*	*	*	*	*
16/11/2021	18:00	*	*	*	*	*	*	*	*	*	*	*	*	*	*	*	*	*	*	*	*	*	*	*	*	*
16/11/2021	19:00	*	*	*	*	*	*	*	*	*	*	*	*	*	*	*	*	*	*	*	*	*	*	*	*	*
16/11/2021	20:00	*	*	*	*	*	*	*	*	*	*	*	*	*	*	*	*	*	*	*	*	*	*	*	*	*
16/11/2021	21:00	*	*	*	*	*	*	*	*	*	*	*	*	*	*	*	*	*	*	*	*	*	*	*	*	*
16/11/2021	22:00	*	*	*	*	*	*	*	*	*	*	*	*	*	*	*	*	*	*	*	*	*	*	*	*	*
16/11/2021	23:00	*	*	*	*	*	*	*	*	*	*	*	*	*	*	*	*	*	*	*	*	*	*	*	*	*
24 Hr Summary		0	0	0	0	0	0	0	0	0	0	0	0	0	0	0	0	0	0	0	0	0	0	*	*	*

Incoming Histogram

2022 Jan Westfield Road flashing

from Tue-Sep-21-2021-03-00-PM to Fri-Jan-14-2022-01-59-PM

Date	Starting Hr:min	<15	15 to <20	20 to <25	25 to <30	30 to <35	35 to <40	40 to <45	45 to <50	50 to <55	55 to <60	60 to <65	65 to <70	70 to <75	75 to <80	80 to <85	85 to <90	90 to <95	95 to <100	100 to >105	Total Counts	85pct Speed	10MPH Pace	% in pace	# of Speeders	% Speeders
17/11/2021	00:00	*	*	*	*	*	*	*	*	*	*	*	*	*	*	*	*	*	*	*	*	*	*	*	*	*
17/11/2021	01:00	*	*	*	*	*	*	*	*	*	*	*	*	*	*	*	*	*	*	*	*	*	*	*	*	*
17/11/2021	02:00	*	*	*	*	*	*	*	*	*	*	*	*	*	*	*	*	*	*	*	*	*	*	*	*	*
17/11/2021	03:00	*	*	*	*	*	*	*	*	*	*	*	*	*	*	*	*	*	*	*	*	*	*	*	*	*
17/11/2021	04:00	*	*	*	*	*	*	*	*	*	*	*	*	*	*	*	*	*	*	*	*	*	*	*	*	*
17/11/2021	05:00	*	*	*	*	*	*	*	*	*	*	*	*	*	*	*	*	*	*	*	*	*	*	*	*	*
17/11/2021	06:00	*	*	*	*	*	*	*	*	*	*	*	*	*	*	*	*	*	*	*	*	*	*	*	*	*
17/11/2021	07:00	*	*	*	*	*	*	*	*	*	*	*	*	*	*	*	*	*	*	*	*	*	*	*	*	*
17/11/2021	08:00	*	*	*	*	*	*	*	*	*	*	*	*	*	*	*	*	*	*	*	*	*	*	*	*	*
17/11/2021	09:00	*	*	*	*	*	*	*	*	*	*	*	*	*	*	*	*	*	*	*	*	*	*	*	*	*
17/11/2021	10:00	*	*	*	*	*	*	*	*	*	*	*	*	*	*	*	*	*	*	*	*	*	*	*	*	*
17/11/2021	11:00	*	*	*	*	*	*	*	*	*	*	*	*	*	*	*	*	*	*	*	*	*	*	*	*	*
17/11/2021	12:00	*	*	*	*	*	*	*	*	*	*	*	*	*	*	*	*	*	*	*	*	*	*	*	*	*
17/11/2021	13:00	*	*	*	*	*	*	*	*	*	*	*	*	*	*	*	*	*	*	*	*	*	*	*	*	*
17/11/2021	14:00	*	*	*	*	*	*	*	*	*	*	*	*	*	*	*	*	*	*	*	*	*	*	*	*	*
17/11/2021	15:00	*	*	*	*	*	*	*	*	*	*	*	*	*	*	*	*	*	*	*	*	*	*	*	*	*
17/11/2021	16:00	*	*	*	*	*	*	*	*	*	*	*	*	*	*	*	*	*	*	*	*	*	*	*	*	*
17/11/2021	17:00	*	*	*	*	*	*	*	*	*	*	*	*	*	*	*	*	*	*	*	*	*	*	*	*	*
17/11/2021	18:00	*	*	*	*	*	*	*	*	*	*	*	*	*	*	*	*	*	*	*	*	*	*	*	*	*
17/11/2021	19:00	*	*	*	*	*	*	*	*	*	*	*	*	*	*	*	*	*	*	*	*	*	*	*	*	*
17/11/2021	20:00	*	*	*	*	*	*	*	*	*	*	*	*	*	*	*	*	*	*	*	*	*	*	*	*	*
17/11/2021	21:00	*	*	*	*	*	*	*	*	*	*	*	*	*	*	*	*	*	*	*	*	*	*	*	*	*
17/11/2021	22:00	*	*	*	*	*	*	*	*	*	*	*	*	*	*	*	*	*	*	*	*	*	*	*	*	*
17/11/2021	23:00	*	*	*	*	*	*	*	*	*	*	*	*	*	*	*	*	*	*	*	*	*	*	*	*	*
24 Hr Summary		0	0	0	0	0	0	0	0	0	0	0	0	0	0	0	0	0	0	0	0	0	0	*	*	*

Incoming Histogram

2022 Jan Westfield Road flashing

from Tue-Sep-21-2021-03-00-PM to Fri-Jan-14-2022-01-59-PM

Date	Starting Hr:min	<15	15 to <20	20 to <25	25 to <30	30 to <35	35 to <40	40 to <45	45 to <50	50 to <55	55 to <60	60 to <65	65 to <70	70 to <75	75 to <80	80 to <85	85 to <90	90 to <95	95 to <100	100 to >105	Total Counts	85pct Speed	10MPH Pace	% in pace	# of Speeders	% Speeders
18/11/2021	00:00	*	*	*	*	*	*	*	*	*	*	*	*	*	*	*	*	*	*	*	*	*	*	*	*	*
18/11/2021	01:00	*	*	*	*	*	*	*	*	*	*	*	*	*	*	*	*	*	*	*	*	*	*	*	*	*
18/11/2021	02:00	*	*	*	*	*	*	*	*	*	*	*	*	*	*	*	*	*	*	*	*	*	*	*	*	*
18/11/2021	03:00	*	*	*	*	*	*	*	*	*	*	*	*	*	*	*	*	*	*	*	*	*	*	*	*	*
18/11/2021	04:00	*	*	*	*	*	*	*	*	*	*	*	*	*	*	*	*	*	*	*	*	*	*	*	*	*
18/11/2021	05:00	*	*	*	*	*	*	*	*	*	*	*	*	*	*	*	*	*	*	*	*	*	*	*	*	*
18/11/2021	06:00	*	*	*	*	*	*	*	*	*	*	*	*	*	*	*	*	*	*	*	*	*	*	*	*	*
18/11/2021	07:00	*	*	*	*	*	*	*	*	*	*	*	*	*	*	*	*	*	*	*	*	*	*	*	*	*
18/11/2021	08:00	*	*	*	*	*	*	*	*	*	*	*	*	*	*	*	*	*	*	*	*	*	*	*	*	*
18/11/2021	09:00	*	*	*	*	*	*	*	*	*	*	*	*	*	*	*	*	*	*	*	*	*	*	*	*	*
18/11/2021	10:00	*	*	*	*	*	*	*	*	*	*	*	*	*	*	*	*	*	*	*	*	*	*	*	*	*
18/11/2021	11:00	*	*	*	*	*	*	*	*	*	*	*	*	*	*	*	*	*	*	*	*	*	*	*	*	*
18/11/2021	12:00	*	*	*	*	*	*	*	*	*	*	*	*	*	*	*	*	*	*	*	*	*	*	*	*	*
18/11/2021	13:00	*	*	*	*	*	*	*	*	*	*	*	*	*	*	*	*	*	*	*	*	*	*	*	*	*
18/11/2021	14:00	*	*	*	*	*	*	*	*	*	*	*	*	*	*	*	*	*	*	*	*	*	*	*	*	*
18/11/2021	15:00	*	*	*	*	*	*	*	*	*	*	*	*	*	*	*	*	*	*	*	*	*	*	*	*	*
18/11/2021	16:00	*	*	*	*	*	*	*	*	*	*	*	*	*	*	*	*	*	*	*	*	*	*	*	*	*
18/11/2021	17:00	*	*	*	*	*	*	*	*	*	*	*	*	*	*	*	*	*	*	*	*	*	*	*	*	*
18/11/2021	18:00	*	*	*	*	*	*	*	*	*	*	*	*	*	*	*	*	*	*	*	*	*	*	*	*	*
18/11/2021	19:00	*	*	*	*	*	*	*	*	*	*	*	*	*	*	*	*	*	*	*	*	*	*	*	*	*
18/11/2021	20:00	*	*	*	*	*	*	*	*	*	*	*	*	*	*	*	*	*	*	*	*	*	*	*	*	*
18/11/2021	21:00	*	*	*	*	*	*	*	*	*	*	*	*	*	*	*	*	*	*	*	*	*	*	*	*	*
18/11/2021	22:00	*	*	*	*	*	*	*	*	*	*	*	*	*	*	*	*	*	*	*	*	*	*	*	*	*
18/11/2021	23:00	*	*	*	*	*	*	*	*	*	*	*	*	*	*	*	*	*	*	*	*	*	*	*	*	*
24 Hr Summary		0	0	0	0	0	0	0	0	0	0	0	0	0	0	0	0	0	0	0	0	0	0	*	*	*

Incoming Histogram

2022 Jan Westfield Road flashing

from Tue-Sep-21-2021-03-00-PM to Fri-Jan-14-2022-01-59-PM

Date	Starting Hr:min	<15	15 to <20	20 to <25	25 to <30	30 to <35	35 to <40	40 to <45	45 to <50	50 to <55	55 to <60	60 to <65	65 to <70	70 to <75	75 to <80	80 to <85	85 to <90	90 to <95	95 to <100	100 to >105	Total Counts	85pct Speed	10MPH Pace	% in pace	# of Speeders	% Speeders
19/11/2021	00:00	*	*	*	*	*	*	*	*	*	*	*	*	*	*	*	*	*	*	*	*	*	*	*	*	*
19/11/2021	01:00	*	*	*	*	*	*	*	*	*	*	*	*	*	*	*	*	*	*	*	*	*	*	*	*	*
19/11/2021	02:00	*	*	*	*	*	*	*	*	*	*	*	*	*	*	*	*	*	*	*	*	*	*	*	*	*
19/11/2021	03:00	*	*	*	*	*	*	*	*	*	*	*	*	*	*	*	*	*	*	*	*	*	*	*	*	*
19/11/2021	04:00	*	*	*	*	*	*	*	*	*	*	*	*	*	*	*	*	*	*	*	*	*	*	*	*	*
19/11/2021	05:00	*	*	*	*	*	*	*	*	*	*	*	*	*	*	*	*	*	*	*	*	*	*	*	*	*
19/11/2021	06:00	*	*	*	*	*	*	*	*	*	*	*	*	*	*	*	*	*	*	*	*	*	*	*	*	*
19/11/2021	07:00	*	*	*	*	*	*	*	*	*	*	*	*	*	*	*	*	*	*	*	*	*	*	*	*	*
19/11/2021	08:00	*	*	*	*	*	*	*	*	*	*	*	*	*	*	*	*	*	*	*	*	*	*	*	*	*
19/11/2021	09:00	*	*	*	*	*	*	*	*	*	*	*	*	*	*	*	*	*	*	*	*	*	*	*	*	*
19/11/2021	10:00	*	*	*	*	*	*	*	*	*	*	*	*	*	*	*	*	*	*	*	*	*	*	*	*	*
19/11/2021	11:00	*	*	*	*	*	*	*	*	*	*	*	*	*	*	*	*	*	*	*	*	*	*	*	*	*
19/11/2021	12:00	*	*	*	*	*	*	*	*	*	*	*	*	*	*	*	*	*	*	*	*	*	*	*	*	*
19/11/2021	13:00	*	*	*	*	*	*	*	*	*	*	*	*	*	*	*	*	*	*	*	*	*	*	*	*	*
19/11/2021	14:00	*	*	*	*	*	*	*	*	*	*	*	*	*	*	*	*	*	*	*	*	*	*	*	*	*
19/11/2021	15:00	*	*	*	*	*	*	*	*	*	*	*	*	*	*	*	*	*	*	*	*	*	*	*	*	*
19/11/2021	16:00	*	*	*	*	*	*	*	*	*	*	*	*	*	*	*	*	*	*	*	*	*	*	*	*	*
19/11/2021	17:00	*	*	*	*	*	*	*	*	*	*	*	*	*	*	*	*	*	*	*	*	*	*	*	*	*
19/11/2021	18:00	*	*	*	*	*	*	*	*	*	*	*	*	*	*	*	*	*	*	*	*	*	*	*	*	*
19/11/2021	19:00	*	*	*	*	*	*	*	*	*	*	*	*	*	*	*	*	*	*	*	*	*	*	*	*	*
19/11/2021	20:00	*	*	*	*	*	*	*	*	*	*	*	*	*	*	*	*	*	*	*	*	*	*	*	*	*
19/11/2021	21:00	*	*	*	*	*	*	*	*	*	*	*	*	*	*	*	*	*	*	*	*	*	*	*	*	*
19/11/2021	22:00	*	*	*	*	*	*	*	*	*	*	*	*	*	*	*	*	*	*	*	*	*	*	*	*	*
19/11/2021	23:00	*	*	*	*	*	*	*	*	*	*	*	*	*	*	*	*	*	*	*	*	*	*	*	*	*
24 Hr Summary		0	0	0	0	0	0	0	0	0	0	0	0	0	0	0	0	0	0	0	0	0	0	*	*	*

Incoming Histogram

2022 Jan Westfield Road flashing

from Tue-Sep-21-2021-03-00-PM to Fri-Jan-14-2022-01-59-PM

Date	Starting Hr:min	<15	15 to <20	20 to <25	25 to <30	30 to <35	35 to <40	40 to <45	45 to <50	50 to <55	55 to <60	60 to <65	65 to <70	70 to <75	75 to <80	80 to <85	85 to <90	90 to <95	95 to <100	100 to >105	Total Counts	85pct Speed	10MPH Pace	% in pace	# of Speeders	% Speeders
20/11/2021	00:00	*	*	*	*	*	*	*	*	*	*	*	*	*	*	*	*	*	*	*	*	*	*	*	*	*
20/11/2021	01:00	*	*	*	*	*	*	*	*	*	*	*	*	*	*	*	*	*	*	*	*	*	*	*	*	*
20/11/2021	02:00	*	*	*	*	*	*	*	*	*	*	*	*	*	*	*	*	*	*	*	*	*	*	*	*	*
20/11/2021	03:00	*	*	*	*	*	*	*	*	*	*	*	*	*	*	*	*	*	*	*	*	*	*	*	*	*
20/11/2021	04:00	*	*	*	*	*	*	*	*	*	*	*	*	*	*	*	*	*	*	*	*	*	*	*	*	*
20/11/2021	05:00	*	*	*	*	*	*	*	*	*	*	*	*	*	*	*	*	*	*	*	*	*	*	*	*	*
20/11/2021	06:00	*	*	*	*	*	*	*	*	*	*	*	*	*	*	*	*	*	*	*	*	*	*	*	*	*
20/11/2021	07:00	*	*	*	*	*	*	*	*	*	*	*	*	*	*	*	*	*	*	*	*	*	*	*	*	*
20/11/2021	08:00	*	*	*	*	*	*	*	*	*	*	*	*	*	*	*	*	*	*	*	*	*	*	*	*	*
20/11/2021	09:00	*	*	*	*	*	*	*	*	*	*	*	*	*	*	*	*	*	*	*	*	*	*	*	*	*
20/11/2021	10:00	*	*	*	*	*	*	*	*	*	*	*	*	*	*	*	*	*	*	*	*	*	*	*	*	*
20/11/2021	11:00	*	*	*	*	*	*	*	*	*	*	*	*	*	*	*	*	*	*	*	*	*	*	*	*	*
20/11/2021	12:00	*	*	*	*	*	*	*	*	*	*	*	*	*	*	*	*	*	*	*	*	*	*	*	*	*
20/11/2021	13:00	*	*	*	*	*	*	*	*	*	*	*	*	*	*	*	*	*	*	*	*	*	*	*	*	*
20/11/2021	14:00	*	*	*	*	*	*	*	*	*	*	*	*	*	*	*	*	*	*	*	*	*	*	*	*	*
20/11/2021	15:00	*	*	*	*	*	*	*	*	*	*	*	*	*	*	*	*	*	*	*	*	*	*	*	*	*
20/11/2021	16:00	*	*	*	*	*	*	*	*	*	*	*	*	*	*	*	*	*	*	*	*	*	*	*	*	*
20/11/2021	17:00	*	*	*	*	*	*	*	*	*	*	*	*	*	*	*	*	*	*	*	*	*	*	*	*	*
20/11/2021	18:00	*	*	*	*	*	*	*	*	*	*	*	*	*	*	*	*	*	*	*	*	*	*	*	*	*
20/11/2021	19:00	*	*	*	*	*	*	*	*	*	*	*	*	*	*	*	*	*	*	*	*	*	*	*	*	*
20/11/2021	20:00	*	*	*	*	*	*	*	*	*	*	*	*	*	*	*	*	*	*	*	*	*	*	*	*	*
20/11/2021	21:00	*	*	*	*	*	*	*	*	*	*	*	*	*	*	*	*	*	*	*	*	*	*	*	*	*
20/11/2021	22:00	*	*	*	*	*	*	*	*	*	*	*	*	*	*	*	*	*	*	*	*	*	*	*	*	*
20/11/2021	23:00	*	*	*	*	*	*	*	*	*	*	*	*	*	*	*	*	*	*	*	*	*	*	*	*	*
24 Hr Summary		0	0	0	0	0	0	0	0	0	0	0	0	0	0	0	0	0	0	0	0	0	0	*	*	*

Incoming Histogram

2022 Jan Westfield Road flashing

from Tue-Sep-21-2021-03-00-PM to Fri-Jan-14-2022-01-59-PM

Date	Starting Hr:min	<15	15 to <20	20 to <25	25 to <30	30 to <35	35 to <40	40 to <45	45 to <50	50 to <55	55 to <60	60 to <65	65 to <70	70 to <75	75 to <80	80 to <85	85 to <90	90 to <95	95 to <100	100 to >105	Total Counts	85pct Speed	10MPH Pace	% in pace	# of Speeders	% Speeders
21/11/2021	00:00	*	*	*	*	*	*	*	*	*	*	*	*	*	*	*	*	*	*	*	*	*	*	*	*	*
21/11/2021	01:00	*	*	*	*	*	*	*	*	*	*	*	*	*	*	*	*	*	*	*	*	*	*	*	*	*
21/11/2021	02:00	*	*	*	*	*	*	*	*	*	*	*	*	*	*	*	*	*	*	*	*	*	*	*	*	*
21/11/2021	03:00	*	*	*	*	*	*	*	*	*	*	*	*	*	*	*	*	*	*	*	*	*	*	*	*	*
21/11/2021	04:00	*	*	*	*	*	*	*	*	*	*	*	*	*	*	*	*	*	*	*	*	*	*	*	*	*
21/11/2021	05:00	*	*	*	*	*	*	*	*	*	*	*	*	*	*	*	*	*	*	*	*	*	*	*	*	*
21/11/2021	06:00	*	*	*	*	*	*	*	*	*	*	*	*	*	*	*	*	*	*	*	*	*	*	*	*	*
21/11/2021	07:00	*	*	*	*	*	*	*	*	*	*	*	*	*	*	*	*	*	*	*	*	*	*	*	*	*
21/11/2021	08:00	*	*	*	*	*	*	*	*	*	*	*	*	*	*	*	*	*	*	*	*	*	*	*	*	*
21/11/2021	09:00	*	*	*	*	*	*	*	*	*	*	*	*	*	*	*	*	*	*	*	*	*	*	*	*	*
21/11/2021	10:00	*	*	*	*	*	*	*	*	*	*	*	*	*	*	*	*	*	*	*	*	*	*	*	*	*
21/11/2021	11:00	*	*	*	*	*	*	*	*	*	*	*	*	*	*	*	*	*	*	*	*	*	*	*	*	*
21/11/2021	12:00	*	*	*	*	*	*	*	*	*	*	*	*	*	*	*	*	*	*	*	*	*	*	*	*	*
21/11/2021	13:00	*	*	*	*	*	*	*	*	*	*	*	*	*	*	*	*	*	*	*	*	*	*	*	*	*
21/11/2021	14:00	*	*	*	*	*	*	*	*	*	*	*	*	*	*	*	*	*	*	*	*	*	*	*	*	*
21/11/2021	15:00	*	*	*	*	*	*	*	*	*	*	*	*	*	*	*	*	*	*	*	*	*	*	*	*	*
21/11/2021	16:00	*	*	*	*	*	*	*	*	*	*	*	*	*	*	*	*	*	*	*	*	*	*	*	*	*
21/11/2021	17:00	*	*	*	*	*	*	*	*	*	*	*	*	*	*	*	*	*	*	*	*	*	*	*	*	*
21/11/2021	18:00	*	*	*	*	*	*	*	*	*	*	*	*	*	*	*	*	*	*	*	*	*	*	*	*	*
21/11/2021	19:00	*	*	*	*	*	*	*	*	*	*	*	*	*	*	*	*	*	*	*	*	*	*	*	*	*
21/11/2021	20:00	*	*	*	*	*	*	*	*	*	*	*	*	*	*	*	*	*	*	*	*	*	*	*	*	*
21/11/2021	21:00	*	*	*	*	*	*	*	*	*	*	*	*	*	*	*	*	*	*	*	*	*	*	*	*	*
21/11/2021	22:00	*	*	*	*	*	*	*	*	*	*	*	*	*	*	*	*	*	*	*	*	*	*	*	*	*
21/11/2021	23:00	*	*	*	*	*	*	*	*	*	*	*	*	*	*	*	*	*	*	*	*	*	*	*	*	*
24 Hr Summary		0	0	0	0	0	0	0	0	0	0	0	0	0	0	0	0	0	0	0	0	0	0	*	*	*

Incoming Histogram

2022 Jan Westfield Road flashing

from Tue-Sep-21-2021-03-00-PM to Fri-Jan-14-2022-01-59-PM

Date	Starting Hr:min	<15	15 to <20	20 to <25	25 to <30	30 to <35	35 to <40	40 to <45	45 to <50	50 to <55	55 to <60	60 to <65	65 to <70	70 to <75	75 to <80	80 to <85	85 to <90	90 to <95	95 to <100	100 to >105	Total Counts	85pct Speed	10MPH Pace	% in pace	# of Speeders	% Speeders	
22/11/2021	00:00	*	*	*	*	*	*	*	*	*	*	*	*	*	*	*	*	*	*	*	*	*	*	*	*	*	*
22/11/2021	01:00	*	*	*	*	*	*	*	*	*	*	*	*	*	*	*	*	*	*	*	*	*	*	*	*	*	*
22/11/2021	02:00	*	*	*	*	*	*	*	*	*	*	*	*	*	*	*	*	*	*	*	*	*	*	*	*	*	*
22/11/2021	03:00	*	*	*	*	*	*	*	*	*	*	*	*	*	*	*	*	*	*	*	*	*	*	*	*	*	*
22/11/2021	04:00	*	*	*	*	*	*	*	*	*	*	*	*	*	*	*	*	*	*	*	*	*	*	*	*	*	*
22/11/2021	05:00	*	*	*	*	*	*	*	*	*	*	*	*	*	*	*	*	*	*	*	*	*	*	*	*	*	*
22/11/2021	06:00	*	*	*	*	*	*	*	*	*	*	*	*	*	*	*	*	*	*	*	*	*	*	*	*	*	*
22/11/2021	07:00	*	*	*	*	*	*	*	*	*	*	*	*	*	*	*	*	*	*	*	*	*	*	*	*	*	*
22/11/2021	08:00	*	*	*	*	*	*	*	*	*	*	*	*	*	*	*	*	*	*	*	*	*	*	*	*	*	*
22/11/2021	09:00	*	*	*	*	*	*	*	*	*	*	*	*	*	*	*	*	*	*	*	*	*	*	*	*	*	*
22/11/2021	10:00	*	*	*	*	*	*	*	*	*	*	*	*	*	*	*	*	*	*	*	*	*	*	*	*	*	*
22/11/2021	11:00	*	*	*	*	*	*	*	*	*	*	*	*	*	*	*	*	*	*	*	*	*	*	*	*	*	*
22/11/2021	12:00	*	*	*	*	*	*	*	*	*	*	*	*	*	*	*	*	*	*	*	*	*	*	*	*	*	*
22/11/2021	13:00	*	*	*	*	*	*	*	*	*	*	*	*	*	*	*	*	*	*	*	*	*	*	*	*	*	*
22/11/2021	14:00	*	*	*	*	*	*	*	*	*	*	*	*	*	*	*	*	*	*	*	*	*	*	*	*	*	*
22/11/2021	15:00	*	*	*	*	*	*	*	*	*	*	*	*	*	*	*	*	*	*	*	*	*	*	*	*	*	*
22/11/2021	16:00	*	*	*	*	*	*	*	*	*	*	*	*	*	*	*	*	*	*	*	*	*	*	*	*	*	*
22/11/2021	17:00	*	*	*	*	*	*	*	*	*	*	*	*	*	*	*	*	*	*	*	*	*	*	*	*	*	*
22/11/2021	18:00	*	*	*	*	*	*	*	*	*	*	*	*	*	*	*	*	*	*	*	*	*	*	*	*	*	*
22/11/2021	19:00	*	*	*	*	*	*	*	*	*	*	*	*	*	*	*	*	*	*	*	*	*	*	*	*	*	*
22/11/2021	20:00	*	*	*	*	*	*	*	*	*	*	*	*	*	*	*	*	*	*	*	*	*	*	*	*	*	*
22/11/2021	21:00	*	*	*	*	*	*	*	*	*	*	*	*	*	*	*	*	*	*	*	*	*	*	*	*	*	*
22/11/2021	22:00	*	*	*	*	*	*	*	*	*	*	*	*	*	*	*	*	*	*	*	*	*	*	*	*	*	*
22/11/2021	23:00	*	*	*	*	*	*	*	*	*	*	*	*	*	*	*	*	*	*	*	*	*	*	*	*	*	*
24 Hr Summary		0	0	0	0	0	0	0	0	0	0	0	0	0	0	0	0	0	0	0	0	0	0	*	*	*	*

Incoming Histogram

2022 Jan Westfield Road flashing

from Tue-Sep-21-2021-03-00-PM to Fri-Jan-14-2022-01-59-PM

Date	Starting Hr:min	<15	15 to <20	20 to <25	25 to <30	30 to <35	35 to <40	40 to <45	45 to <50	50 to <55	55 to <60	60 to <65	65 to <70	70 to <75	75 to <80	80 to <85	85 to <90	90 to <95	95 to <100	100 to >105	Total Counts	85pct Speed	10MPH Pace	% in pace	# of Speeders	% Speeders
23/11/2021	00:00	*	*	*	*	*	*	*	*	*	*	*	*	*	*	*	*	*	*	*	*	*	*	*	*	*
23/11/2021	01:00	*	*	*	*	*	*	*	*	*	*	*	*	*	*	*	*	*	*	*	*	*	*	*	*	*
23/11/2021	02:00	*	*	*	*	*	*	*	*	*	*	*	*	*	*	*	*	*	*	*	*	*	*	*	*	*
23/11/2021	03:00	*	*	*	*	*	*	*	*	*	*	*	*	*	*	*	*	*	*	*	*	*	*	*	*	*
23/11/2021	04:00	*	*	*	*	*	*	*	*	*	*	*	*	*	*	*	*	*	*	*	*	*	*	*	*	*
23/11/2021	05:00	*	*	*	*	*	*	*	*	*	*	*	*	*	*	*	*	*	*	*	*	*	*	*	*	*
23/11/2021	06:00	*	*	*	*	*	*	*	*	*	*	*	*	*	*	*	*	*	*	*	*	*	*	*	*	*
23/11/2021	07:00	*	*	*	*	*	*	*	*	*	*	*	*	*	*	*	*	*	*	*	*	*	*	*	*	*
23/11/2021	08:00	*	*	*	*	*	*	*	*	*	*	*	*	*	*	*	*	*	*	*	*	*	*	*	*	*
23/11/2021	09:00	*	*	*	*	*	*	*	*	*	*	*	*	*	*	*	*	*	*	*	*	*	*	*	*	*
23/11/2021	10:00	*	*	*	*	*	*	*	*	*	*	*	*	*	*	*	*	*	*	*	*	*	*	*	*	*
23/11/2021	11:00	*	*	*	*	*	*	*	*	*	*	*	*	*	*	*	*	*	*	*	*	*	*	*	*	*
23/11/2021	12:00	*	*	*	*	*	*	*	*	*	*	*	*	*	*	*	*	*	*	*	*	*	*	*	*	*
23/11/2021	13:00	*	*	*	*	*	*	*	*	*	*	*	*	*	*	*	*	*	*	*	*	*	*	*	*	*
23/11/2021	14:00	*	*	*	*	*	*	*	*	*	*	*	*	*	*	*	*	*	*	*	*	*	*	*	*	*
23/11/2021	15:00	*	*	*	*	*	*	*	*	*	*	*	*	*	*	*	*	*	*	*	*	*	*	*	*	*
23/11/2021	16:00	*	*	*	*	*	*	*	*	*	*	*	*	*	*	*	*	*	*	*	*	*	*	*	*	*
23/11/2021	17:00	*	*	*	*	*	*	*	*	*	*	*	*	*	*	*	*	*	*	*	*	*	*	*	*	*
23/11/2021	18:00	*	*	*	*	*	*	*	*	*	*	*	*	*	*	*	*	*	*	*	*	*	*	*	*	*
23/11/2021	19:00	*	*	*	*	*	*	*	*	*	*	*	*	*	*	*	*	*	*	*	*	*	*	*	*	*
23/11/2021	20:00	*	*	*	*	*	*	*	*	*	*	*	*	*	*	*	*	*	*	*	*	*	*	*	*	*
23/11/2021	21:00	*	*	*	*	*	*	*	*	*	*	*	*	*	*	*	*	*	*	*	*	*	*	*	*	*
23/11/2021	22:00	*	*	*	*	*	*	*	*	*	*	*	*	*	*	*	*	*	*	*	*	*	*	*	*	*
23/11/2021	23:00	*	*	*	*	*	*	*	*	*	*	*	*	*	*	*	*	*	*	*	*	*	*	*	*	*
24 Hr Summary		0	0	0	0	0	0	0	0	0	0	0	0	0	0	0	0	0	0	0	0	0	0	*	*	*

Incoming Histogram

2022 Jan Westfield Road flashing

from Tue-Sep-21-2021-03-00-PM to Fri-Jan-14-2022-01-59-PM

Date	Starting Hr:min	<15	15 to <20	20 to <25	25 to <30	30 to <35	35 to <40	40 to <45	45 to <50	50 to <55	55 to <60	60 to <65	65 to <70	70 to <75	75 to <80	80 to <85	85 to <90	90 to <95	95 to <100	100 to >105	Total Counts	85pct Speed	10MPH Pace	% in pace	# of Speeders	% Speeders	
24/11/2021	00:00	*	*	*	*	*	*	*	*	*	*	*	*	*	*	*	*	*	*	*	*	*	*	*	*	*	*
24/11/2021	01:00	*	*	*	*	*	*	*	*	*	*	*	*	*	*	*	*	*	*	*	*	*	*	*	*	*	*
24/11/2021	02:00	*	*	*	*	*	*	*	*	*	*	*	*	*	*	*	*	*	*	*	*	*	*	*	*	*	*
24/11/2021	03:00	*	*	*	*	*	*	*	*	*	*	*	*	*	*	*	*	*	*	*	*	*	*	*	*	*	*
24/11/2021	04:00	*	*	*	*	*	*	*	*	*	*	*	*	*	*	*	*	*	*	*	*	*	*	*	*	*	*
24/11/2021	05:00	*	*	*	*	*	*	*	*	*	*	*	*	*	*	*	*	*	*	*	*	*	*	*	*	*	*
24/11/2021	06:00	*	*	*	*	*	*	*	*	*	*	*	*	*	*	*	*	*	*	*	*	*	*	*	*	*	*
24/11/2021	07:00	*	*	*	*	*	*	*	*	*	*	*	*	*	*	*	*	*	*	*	*	*	*	*	*	*	*
24/11/2021	08:00	*	*	*	*	*	*	*	*	*	*	*	*	*	*	*	*	*	*	*	*	*	*	*	*	*	*
24/11/2021	09:00	*	*	*	*	*	*	*	*	*	*	*	*	*	*	*	*	*	*	*	*	*	*	*	*	*	*
24/11/2021	10:00	*	*	*	*	*	*	*	*	*	*	*	*	*	*	*	*	*	*	*	*	*	*	*	*	*	*
24/11/2021	11:00	*	*	*	*	*	*	*	*	*	*	*	*	*	*	*	*	*	*	*	*	*	*	*	*	*	*
24/11/2021	12:00	*	*	*	*	*	*	*	*	*	*	*	*	*	*	*	*	*	*	*	*	*	*	*	*	*	*
24/11/2021	13:00	*	*	*	*	*	*	*	*	*	*	*	*	*	*	*	*	*	*	*	*	*	*	*	*	*	*
24/11/2021	14:00	*	*	*	*	*	*	*	*	*	*	*	*	*	*	*	*	*	*	*	*	*	*	*	*	*	*
24/11/2021	15:00	*	*	*	*	*	*	*	*	*	*	*	*	*	*	*	*	*	*	*	*	*	*	*	*	*	*
24/11/2021	16:00	*	*	*	*	*	*	*	*	*	*	*	*	*	*	*	*	*	*	*	*	*	*	*	*	*	*
24/11/2021	17:00	*	*	*	*	*	*	*	*	*	*	*	*	*	*	*	*	*	*	*	*	*	*	*	*	*	*
24/11/2021	18:00	*	*	*	*	*	*	*	*	*	*	*	*	*	*	*	*	*	*	*	*	*	*	*	*	*	*
24/11/2021	19:00	*	*	*	*	*	*	*	*	*	*	*	*	*	*	*	*	*	*	*	*	*	*	*	*	*	*
24/11/2021	20:00	*	*	*	*	*	*	*	*	*	*	*	*	*	*	*	*	*	*	*	*	*	*	*	*	*	*
24/11/2021	21:00	*	*	*	*	*	*	*	*	*	*	*	*	*	*	*	*	*	*	*	*	*	*	*	*	*	*
24/11/2021	22:00	*	*	*	*	*	*	*	*	*	*	*	*	*	*	*	*	*	*	*	*	*	*	*	*	*	*
24/11/2021	23:00	*	*	*	*	*	*	*	*	*	*	*	*	*	*	*	*	*	*	*	*	*	*	*	*	*	*
24 Hr Summary		0	0	0	0	0	0	0	0	0	0	0	0	0	0	0	0	0	0	0	0	0	0	*	*	*	*

Incoming Histogram

2022 Jan Westfield Road flashing

from Tue-Sep-21-2021-03-00-PM to Fri-Jan-14-2022-01-59-PM

Date	Starting Hr:min	<15	15 to <20	20 to <25	25 to <30	30 to <35	35 to <40	40 to <45	45 to <50	50 to <55	55 to <60	60 to <65	65 to <70	70 to <75	75 to <80	80 to <85	85 to <90	90 to <95	95 to <100	100 to >105	Total Counts	85pct Speed	10MPH Pace	% in pace	# of Speeders	% Speeders
25/11/2021	00:00	*	*	*	*	*	*	*	*	*	*	*	*	*	*	*	*	*	*	*	*	*	*	*	*	*
25/11/2021	01:00	*	*	*	*	*	*	*	*	*	*	*	*	*	*	*	*	*	*	*	*	*	*	*	*	*
25/11/2021	02:00	*	*	*	*	*	*	*	*	*	*	*	*	*	*	*	*	*	*	*	*	*	*	*	*	*
25/11/2021	03:00	*	*	*	*	*	*	*	*	*	*	*	*	*	*	*	*	*	*	*	*	*	*	*	*	*
25/11/2021	04:00	*	*	*	*	*	*	*	*	*	*	*	*	*	*	*	*	*	*	*	*	*	*	*	*	*
25/11/2021	05:00	*	*	*	*	*	*	*	*	*	*	*	*	*	*	*	*	*	*	*	*	*	*	*	*	*
25/11/2021	06:00	*	*	*	*	*	*	*	*	*	*	*	*	*	*	*	*	*	*	*	*	*	*	*	*	*
25/11/2021	07:00	*	*	*	*	*	*	*	*	*	*	*	*	*	*	*	*	*	*	*	*	*	*	*	*	*
25/11/2021	08:00	*	*	*	*	*	*	*	*	*	*	*	*	*	*	*	*	*	*	*	*	*	*	*	*	*
25/11/2021	09:00	*	*	*	*	*	*	*	*	*	*	*	*	*	*	*	*	*	*	*	*	*	*	*	*	*
25/11/2021	10:00	*	*	*	*	*	*	*	*	*	*	*	*	*	*	*	*	*	*	*	*	*	*	*	*	*
25/11/2021	11:00	*	*	*	*	*	*	*	*	*	*	*	*	*	*	*	*	*	*	*	*	*	*	*	*	*
25/11/2021	12:00	*	*	*	*	*	*	*	*	*	*	*	*	*	*	*	*	*	*	*	*	*	*	*	*	*
25/11/2021	13:00	*	*	*	*	*	*	*	*	*	*	*	*	*	*	*	*	*	*	*	*	*	*	*	*	*
25/11/2021	14:00	*	*	*	*	*	*	*	*	*	*	*	*	*	*	*	*	*	*	*	*	*	*	*	*	*
25/11/2021	15:00	*	*	*	*	*	*	*	*	*	*	*	*	*	*	*	*	*	*	*	*	*	*	*	*	*
25/11/2021	16:00	*	*	*	*	*	*	*	*	*	*	*	*	*	*	*	*	*	*	*	*	*	*	*	*	*
25/11/2021	17:00	*	*	*	*	*	*	*	*	*	*	*	*	*	*	*	*	*	*	*	*	*	*	*	*	*
25/11/2021	18:00	*	*	*	*	*	*	*	*	*	*	*	*	*	*	*	*	*	*	*	*	*	*	*	*	*
25/11/2021	19:00	*	*	*	*	*	*	*	*	*	*	*	*	*	*	*	*	*	*	*	*	*	*	*	*	*
25/11/2021	20:00	*	*	*	*	*	*	*	*	*	*	*	*	*	*	*	*	*	*	*	*	*	*	*	*	*
25/11/2021	21:00	*	*	*	*	*	*	*	*	*	*	*	*	*	*	*	*	*	*	*	*	*	*	*	*	*
25/11/2021	22:00	*	*	*	*	*	*	*	*	*	*	*	*	*	*	*	*	*	*	*	*	*	*	*	*	*
25/11/2021	23:00	*	*	*	*	*	*	*	*	*	*	*	*	*	*	*	*	*	*	*	*	*	*	*	*	*
24 Hr Summary		0	0	0	0	0	0	0	0	0	0	0	0	0	0	0	0	0	0	0	0	0	0	*	*	*

Incoming Histogram

2022 Jan Westfield Road flashing

from Tue-Sep-21-2021-03-00-PM to Fri-Jan-14-2022-01-59-PM

Date	Starting Hr:min	<15	15 to <20	20 to <25	25 to <30	30 to <35	35 to <40	40 to <45	45 to <50	50 to <55	55 to <60	60 to <65	65 to <70	70 to <75	75 to <80	80 to <85	85 to <90	90 to <95	95 to <100	100 to >105	Total Counts	85pct Speed	10MPH Pace	% in pace	# of Speeders	% Speeders	
26/11/2021	00:00	*	*	*	*	*	*	*	*	*	*	*	*	*	*	*	*	*	*	*	*	*	*	*	*	*	*
26/11/2021	01:00	*	*	*	*	*	*	*	*	*	*	*	*	*	*	*	*	*	*	*	*	*	*	*	*	*	*
26/11/2021	02:00	*	*	*	*	*	*	*	*	*	*	*	*	*	*	*	*	*	*	*	*	*	*	*	*	*	*
26/11/2021	03:00	*	*	*	*	*	*	*	*	*	*	*	*	*	*	*	*	*	*	*	*	*	*	*	*	*	*
26/11/2021	04:00	*	*	*	*	*	*	*	*	*	*	*	*	*	*	*	*	*	*	*	*	*	*	*	*	*	*
26/11/2021	05:00	*	*	*	*	*	*	*	*	*	*	*	*	*	*	*	*	*	*	*	*	*	*	*	*	*	*
26/11/2021	06:00	*	*	*	*	*	*	*	*	*	*	*	*	*	*	*	*	*	*	*	*	*	*	*	*	*	*
26/11/2021	07:00	*	*	*	*	*	*	*	*	*	*	*	*	*	*	*	*	*	*	*	*	*	*	*	*	*	*
26/11/2021	08:00	*	*	*	*	*	*	*	*	*	*	*	*	*	*	*	*	*	*	*	*	*	*	*	*	*	*
26/11/2021	09:00	*	*	*	*	*	*	*	*	*	*	*	*	*	*	*	*	*	*	*	*	*	*	*	*	*	*
26/11/2021	10:00	*	*	*	*	*	*	*	*	*	*	*	*	*	*	*	*	*	*	*	*	*	*	*	*	*	*
26/11/2021	11:00	*	*	*	*	*	*	*	*	*	*	*	*	*	*	*	*	*	*	*	*	*	*	*	*	*	*
26/11/2021	12:00	*	*	*	*	*	*	*	*	*	*	*	*	*	*	*	*	*	*	*	*	*	*	*	*	*	*
26/11/2021	13:00	*	*	*	*	*	*	*	*	*	*	*	*	*	*	*	*	*	*	*	*	*	*	*	*	*	*
26/11/2021	14:00	*	*	*	*	*	*	*	*	*	*	*	*	*	*	*	*	*	*	*	*	*	*	*	*	*	*
26/11/2021	15:00	*	*	*	*	*	*	*	*	*	*	*	*	*	*	*	*	*	*	*	*	*	*	*	*	*	*
26/11/2021	16:00	*	*	*	*	*	*	*	*	*	*	*	*	*	*	*	*	*	*	*	*	*	*	*	*	*	*
26/11/2021	17:00	*	*	*	*	*	*	*	*	*	*	*	*	*	*	*	*	*	*	*	*	*	*	*	*	*	*
26/11/2021	18:00	*	*	*	*	*	*	*	*	*	*	*	*	*	*	*	*	*	*	*	*	*	*	*	*	*	*
26/11/2021	19:00	*	*	*	*	*	*	*	*	*	*	*	*	*	*	*	*	*	*	*	*	*	*	*	*	*	*
26/11/2021	20:00	*	*	*	*	*	*	*	*	*	*	*	*	*	*	*	*	*	*	*	*	*	*	*	*	*	*
26/11/2021	21:00	*	*	*	*	*	*	*	*	*	*	*	*	*	*	*	*	*	*	*	*	*	*	*	*	*	*
26/11/2021	22:00	*	*	*	*	*	*	*	*	*	*	*	*	*	*	*	*	*	*	*	*	*	*	*	*	*	*
26/11/2021	23:00	*	*	*	*	*	*	*	*	*	*	*	*	*	*	*	*	*	*	*	*	*	*	*	*	*	*
24 Hr Summary		0	0	0	0	0	0	0	0	0	0	0	0	0	0	0	0	0	0	0	0	0	0	*	*	*	*

Incoming Histogram

2022 Jan Westfield Road flashing

from Tue-Sep-21-2021-03-00-PM to Fri-Jan-14-2022-01-59-PM

Date	Starting Hr:min	<15	15 to <20	20 to <25	25 to <30	30 to <35	35 to <40	40 to <45	45 to <50	50 to <55	55 to <60	60 to <65	65 to <70	70 to <75	75 to <80	80 to <85	85 to <90	90 to <95	95 to <100	100 to >105	Total Counts	85pct Speed	10MPH Pace	% in pace	# of Speeders	% Speeders
27/11/2021	00:00	*	*	*	*	*	*	*	*	*	*	*	*	*	*	*	*	*	*	*	*	*	*	*	*	*
27/11/2021	01:00	*	*	*	*	*	*	*	*	*	*	*	*	*	*	*	*	*	*	*	*	*	*	*	*	*
27/11/2021	02:00	*	*	*	*	*	*	*	*	*	*	*	*	*	*	*	*	*	*	*	*	*	*	*	*	*
27/11/2021	03:00	*	*	*	*	*	*	*	*	*	*	*	*	*	*	*	*	*	*	*	*	*	*	*	*	*
27/11/2021	04:00	*	*	*	*	*	*	*	*	*	*	*	*	*	*	*	*	*	*	*	*	*	*	*	*	*
27/11/2021	05:00	*	*	*	*	*	*	*	*	*	*	*	*	*	*	*	*	*	*	*	*	*	*	*	*	*
27/11/2021	06:00	*	*	*	*	*	*	*	*	*	*	*	*	*	*	*	*	*	*	*	*	*	*	*	*	*
27/11/2021	07:00	*	*	*	*	*	*	*	*	*	*	*	*	*	*	*	*	*	*	*	*	*	*	*	*	*
27/11/2021	08:00	*	*	*	*	*	*	*	*	*	*	*	*	*	*	*	*	*	*	*	*	*	*	*	*	*
27/11/2021	09:00	*	*	*	*	*	*	*	*	*	*	*	*	*	*	*	*	*	*	*	*	*	*	*	*	*
27/11/2021	10:00	*	*	*	*	*	*	*	*	*	*	*	*	*	*	*	*	*	*	*	*	*	*	*	*	*
27/11/2021	11:00	*	*	*	*	*	*	*	*	*	*	*	*	*	*	*	*	*	*	*	*	*	*	*	*	*
27/11/2021	12:00	*	*	*	*	*	*	*	*	*	*	*	*	*	*	*	*	*	*	*	*	*	*	*	*	*
27/11/2021	13:00	*	*	*	*	*	*	*	*	*	*	*	*	*	*	*	*	*	*	*	*	*	*	*	*	*
27/11/2021	14:00	*	*	*	*	*	*	*	*	*	*	*	*	*	*	*	*	*	*	*	*	*	*	*	*	*
27/11/2021	15:00	*	*	*	*	*	*	*	*	*	*	*	*	*	*	*	*	*	*	*	*	*	*	*	*	*
27/11/2021	16:00	*	*	*	*	*	*	*	*	*	*	*	*	*	*	*	*	*	*	*	*	*	*	*	*	*
27/11/2021	17:00	*	*	*	*	*	*	*	*	*	*	*	*	*	*	*	*	*	*	*	*	*	*	*	*	*
27/11/2021	18:00	*	*	*	*	*	*	*	*	*	*	*	*	*	*	*	*	*	*	*	*	*	*	*	*	*
27/11/2021	19:00	*	*	*	*	*	*	*	*	*	*	*	*	*	*	*	*	*	*	*	*	*	*	*	*	*
27/11/2021	20:00	*	*	*	*	*	*	*	*	*	*	*	*	*	*	*	*	*	*	*	*	*	*	*	*	*
27/11/2021	21:00	*	*	*	*	*	*	*	*	*	*	*	*	*	*	*	*	*	*	*	*	*	*	*	*	*
27/11/2021	22:00	*	*	*	*	*	*	*	*	*	*	*	*	*	*	*	*	*	*	*	*	*	*	*	*	*
27/11/2021	23:00	*	*	*	*	*	*	*	*	*	*	*	*	*	*	*	*	*	*	*	*	*	*	*	*	*
24 Hr Summary		0	0	0	0	0	0	0	0	0	0	0	0	0	0	0	0	0	0	0	0	0	0	*	*	*

Incoming Histogram

2022 Jan Westfield Road flashing

from Tue-Sep-21-2021-03-00-PM to Fri-Jan-14-2022-01-59-PM

Date	Starting Hr:min	<15	15 to <20	20 to <25	25 to <30	30 to <35	35 to <40	40 to <45	45 to <50	50 to <55	55 to <60	60 to <65	65 to <70	70 to <75	75 to <80	80 to <85	85 to <90	90 to <95	95 to <100	100 to >105	Total Counts	85pct Speed	10MPH Pace	% in pace	# of Speeders	% Speeders
28/11/2021	00:00	*	*	*	*	*	*	*	*	*	*	*	*	*	*	*	*	*	*	*	*	*	*	*	*	*
28/11/2021	01:00	*	*	*	*	*	*	*	*	*	*	*	*	*	*	*	*	*	*	*	*	*	*	*	*	*
28/11/2021	02:00	*	*	*	*	*	*	*	*	*	*	*	*	*	*	*	*	*	*	*	*	*	*	*	*	*
28/11/2021	03:00	*	*	*	*	*	*	*	*	*	*	*	*	*	*	*	*	*	*	*	*	*	*	*	*	*
28/11/2021	04:00	*	*	*	*	*	*	*	*	*	*	*	*	*	*	*	*	*	*	*	*	*	*	*	*	*
28/11/2021	05:00	*	*	*	*	*	*	*	*	*	*	*	*	*	*	*	*	*	*	*	*	*	*	*	*	*
28/11/2021	06:00	*	*	*	*	*	*	*	*	*	*	*	*	*	*	*	*	*	*	*	*	*	*	*	*	*
28/11/2021	07:00	*	*	*	*	*	*	*	*	*	*	*	*	*	*	*	*	*	*	*	*	*	*	*	*	*
28/11/2021	08:00	*	*	*	*	*	*	*	*	*	*	*	*	*	*	*	*	*	*	*	*	*	*	*	*	*
28/11/2021	09:00	*	*	*	*	*	*	*	*	*	*	*	*	*	*	*	*	*	*	*	*	*	*	*	*	*
28/11/2021	10:00	*	*	*	*	*	*	*	*	*	*	*	*	*	*	*	*	*	*	*	*	*	*	*	*	*
28/11/2021	11:00	*	*	*	*	*	*	*	*	*	*	*	*	*	*	*	*	*	*	*	*	*	*	*	*	*
28/11/2021	12:00	*	*	*	*	*	*	*	*	*	*	*	*	*	*	*	*	*	*	*	*	*	*	*	*	*
28/11/2021	13:00	*	*	*	*	*	*	*	*	*	*	*	*	*	*	*	*	*	*	*	*	*	*	*	*	*
28/11/2021	14:00	*	*	*	*	*	*	*	*	*	*	*	*	*	*	*	*	*	*	*	*	*	*	*	*	*
28/11/2021	15:00	*	*	*	*	*	*	*	*	*	*	*	*	*	*	*	*	*	*	*	*	*	*	*	*	*
28/11/2021	16:00	*	*	*	*	*	*	*	*	*	*	*	*	*	*	*	*	*	*	*	*	*	*	*	*	*
28/11/2021	17:00	*	*	*	*	*	*	*	*	*	*	*	*	*	*	*	*	*	*	*	*	*	*	*	*	*
28/11/2021	18:00	*	*	*	*	*	*	*	*	*	*	*	*	*	*	*	*	*	*	*	*	*	*	*	*	*
28/11/2021	19:00	*	*	*	*	*	*	*	*	*	*	*	*	*	*	*	*	*	*	*	*	*	*	*	*	*
28/11/2021	20:00	*	*	*	*	*	*	*	*	*	*	*	*	*	*	*	*	*	*	*	*	*	*	*	*	*
28/11/2021	21:00	*	*	*	*	*	*	*	*	*	*	*	*	*	*	*	*	*	*	*	*	*	*	*	*	*
28/11/2021	22:00	*	*	*	*	*	*	*	*	*	*	*	*	*	*	*	*	*	*	*	*	*	*	*	*	*
28/11/2021	23:00	*	*	*	*	*	*	*	*	*	*	*	*	*	*	*	*	*	*	*	*	*	*	*	*	*
24 Hr Summary		0	0	0	0	0	0	0	0	0	0	0	0	0	0	0	0	0	0	0	0	0	0	*	*	*

Incoming Histogram

2022 Jan Westfield Road flashing

from Tue-Sep-21-2021-03-00-PM to Fri-Jan-14-2022-01-59-PM

Date	Starting Hr:min	<15	15 to <20	20 to <25	25 to <30	30 to <35	35 to <40	40 to <45	45 to <50	50 to <55	55 to <60	60 to <65	65 to <70	70 to <75	75 to <80	80 to <85	85 to <90	90 to <95	95 to <100	100 to >105	Total Counts	85pct Speed	10MPH Pace	% in pace	# of Speeders	% Speeders
29/11/2021	00:00	*	*	*	*	*	*	*	*	*	*	*	*	*	*	*	*	*	*	*	*	*	*	*	*	*
29/11/2021	01:00	*	*	*	*	*	*	*	*	*	*	*	*	*	*	*	*	*	*	*	*	*	*	*	*	*
29/11/2021	02:00	*	*	*	*	*	*	*	*	*	*	*	*	*	*	*	*	*	*	*	*	*	*	*	*	*
29/11/2021	03:00	*	*	*	*	*	*	*	*	*	*	*	*	*	*	*	*	*	*	*	*	*	*	*	*	*
29/11/2021	04:00	*	*	*	*	*	*	*	*	*	*	*	*	*	*	*	*	*	*	*	*	*	*	*	*	*
29/11/2021	05:00	*	*	*	*	*	*	*	*	*	*	*	*	*	*	*	*	*	*	*	*	*	*	*	*	*
29/11/2021	06:00	*	*	*	*	*	*	*	*	*	*	*	*	*	*	*	*	*	*	*	*	*	*	*	*	*
29/11/2021	07:00	*	*	*	*	*	*	*	*	*	*	*	*	*	*	*	*	*	*	*	*	*	*	*	*	*
29/11/2021	08:00	*	*	*	*	*	*	*	*	*	*	*	*	*	*	*	*	*	*	*	*	*	*	*	*	*
29/11/2021	09:00	*	*	*	*	*	*	*	*	*	*	*	*	*	*	*	*	*	*	*	*	*	*	*	*	*
29/11/2021	10:00	*	*	*	*	*	*	*	*	*	*	*	*	*	*	*	*	*	*	*	*	*	*	*	*	*
29/11/2021	11:00	*	*	*	*	*	*	*	*	*	*	*	*	*	*	*	*	*	*	*	*	*	*	*	*	*
29/11/2021	12:00	*	*	*	*	*	*	*	*	*	*	*	*	*	*	*	*	*	*	*	*	*	*	*	*	*
29/11/2021	13:00	*	*	*	*	*	*	*	*	*	*	*	*	*	*	*	*	*	*	*	*	*	*	*	*	*
29/11/2021	14:00	*	*	*	*	*	*	*	*	*	*	*	*	*	*	*	*	*	*	*	*	*	*	*	*	*
29/11/2021	15:00	*	*	*	*	*	*	*	*	*	*	*	*	*	*	*	*	*	*	*	*	*	*	*	*	*
29/11/2021	16:00	*	*	*	*	*	*	*	*	*	*	*	*	*	*	*	*	*	*	*	*	*	*	*	*	*
29/11/2021	17:00	*	*	*	*	*	*	*	*	*	*	*	*	*	*	*	*	*	*	*	*	*	*	*	*	*
29/11/2021	18:00	*	*	*	*	*	*	*	*	*	*	*	*	*	*	*	*	*	*	*	*	*	*	*	*	*
29/11/2021	19:00	*	*	*	*	*	*	*	*	*	*	*	*	*	*	*	*	*	*	*	*	*	*	*	*	*
29/11/2021	20:00	*	*	*	*	*	*	*	*	*	*	*	*	*	*	*	*	*	*	*	*	*	*	*	*	*
29/11/2021	21:00	*	*	*	*	*	*	*	*	*	*	*	*	*	*	*	*	*	*	*	*	*	*	*	*	*
29/11/2021	22:00	*	*	*	*	*	*	*	*	*	*	*	*	*	*	*	*	*	*	*	*	*	*	*	*	*
29/11/2021	23:00	*	*	*	*	*	*	*	*	*	*	*	*	*	*	*	*	*	*	*	*	*	*	*	*	*
24 Hr Summary		0	0	0	0	0	0	0	0	0	0	0	0	0	0	0	0	0	0	0	0	0	0	*	*	*

Incoming Histogram

2022 Jan Westfield Road flashing

from Tue-Sep-21-2021-03-00-PM to Fri-Jan-14-2022-01-59-PM

Date	Starting Hr:min	<15	15 to <20	20 to <25	25 to <30	30 to <35	35 to <40	40 to <45	45 to <50	50 to <55	55 to <60	60 to <65	65 to <70	70 to <75	75 to <80	80 to <85	85 to <90	90 to <95	95 to <100	100 to >105	Total Counts	85pct Speed	10MPH Pace	% in pace	# of Speeders	% Speeders
30/11/2021	00:00	*	*	*	*	*	*	*	*	*	*	*	*	*	*	*	*	*	*	*	*	*	*	*	*	*
30/11/2021	01:00	*	*	*	*	*	*	*	*	*	*	*	*	*	*	*	*	*	*	*	*	*	*	*	*	*
30/11/2021	02:00	*	*	*	*	*	*	*	*	*	*	*	*	*	*	*	*	*	*	*	*	*	*	*	*	*
30/11/2021	03:00	*	*	*	*	*	*	*	*	*	*	*	*	*	*	*	*	*	*	*	*	*	*	*	*	*
30/11/2021	04:00	*	*	*	*	*	*	*	*	*	*	*	*	*	*	*	*	*	*	*	*	*	*	*	*	*
30/11/2021	05:00	*	*	*	*	*	*	*	*	*	*	*	*	*	*	*	*	*	*	*	*	*	*	*	*	*
30/11/2021	06:00	*	*	*	*	*	*	*	*	*	*	*	*	*	*	*	*	*	*	*	*	*	*	*	*	*
30/11/2021	07:00	*	*	*	*	*	*	*	*	*	*	*	*	*	*	*	*	*	*	*	*	*	*	*	*	*
30/11/2021	08:00	*	*	*	*	*	*	*	*	*	*	*	*	*	*	*	*	*	*	*	*	*	*	*	*	*
30/11/2021	09:00	*	*	*	*	*	*	*	*	*	*	*	*	*	*	*	*	*	*	*	*	*	*	*	*	*
30/11/2021	10:00	*	*	*	*	*	*	*	*	*	*	*	*	*	*	*	*	*	*	*	*	*	*	*	*	*
30/11/2021	11:00	*	*	*	*	*	*	*	*	*	*	*	*	*	*	*	*	*	*	*	*	*	*	*	*	*
30/11/2021	12:00	*	*	*	*	*	*	*	*	*	*	*	*	*	*	*	*	*	*	*	*	*	*	*	*	*
30/11/2021	13:00	*	*	*	*	*	*	*	*	*	*	*	*	*	*	*	*	*	*	*	*	*	*	*	*	*
30/11/2021	14:00	*	*	*	*	*	*	*	*	*	*	*	*	*	*	*	*	*	*	*	*	*	*	*	*	*
30/11/2021	15:00	*	*	*	*	*	*	*	*	*	*	*	*	*	*	*	*	*	*	*	*	*	*	*	*	*
30/11/2021	16:00	*	*	*	*	*	*	*	*	*	*	*	*	*	*	*	*	*	*	*	*	*	*	*	*	*
30/11/2021	17:00	*	*	*	*	*	*	*	*	*	*	*	*	*	*	*	*	*	*	*	*	*	*	*	*	*
30/11/2021	18:00	*	*	*	*	*	*	*	*	*	*	*	*	*	*	*	*	*	*	*	*	*	*	*	*	*
30/11/2021	19:00	*	*	*	*	*	*	*	*	*	*	*	*	*	*	*	*	*	*	*	*	*	*	*	*	*
30/11/2021	20:00	*	*	*	*	*	*	*	*	*	*	*	*	*	*	*	*	*	*	*	*	*	*	*	*	*
30/11/2021	21:00	*	*	*	*	*	*	*	*	*	*	*	*	*	*	*	*	*	*	*	*	*	*	*	*	*
30/11/2021	22:00	*	*	*	*	*	*	*	*	*	*	*	*	*	*	*	*	*	*	*	*	*	*	*	*	*
30/11/2021	23:00	*	*	*	*	*	*	*	*	*	*	*	*	*	*	*	*	*	*	*	*	*	*	*	*	*
24 Hr Summary		0	0	0	0	0	0	0	0	0	0	0	0	0	0	0	0	0	0	0	0	0	0	*	*	*

Incoming Histogram

2022 Jan Westfield Road flashing

from Tue-Sep-21-2021-03-00-PM to Fri-Jan-14-2022-01-59-PM

Date	Starting Hr:min	<15	15 to <20	20 to <25	25 to <30	30 to <35	35 to <40	40 to <45	45 to <50	50 to <55	55 to <60	60 to <65	65 to <70	70 to <75	75 to <80	80 to <85	85 to <90	90 to <95	95 to <100	100 to >105	Total Counts	85pct Speed	10MPH Pace	% in pace	# of Speeders	% Speeders
01/12/2021	00:00	*	*	*	*	*	*	*	*	*	*	*	*	*	*	*	*	*	*	*	*	*	*	*	*	*
01/12/2021	01:00	*	*	*	*	*	*	*	*	*	*	*	*	*	*	*	*	*	*	*	*	*	*	*	*	*
01/12/2021	02:00	*	*	*	*	*	*	*	*	*	*	*	*	*	*	*	*	*	*	*	*	*	*	*	*	*
01/12/2021	03:00	*	*	*	*	*	*	*	*	*	*	*	*	*	*	*	*	*	*	*	*	*	*	*	*	*
01/12/2021	04:00	*	*	*	*	*	*	*	*	*	*	*	*	*	*	*	*	*	*	*	*	*	*	*	*	*
01/12/2021	05:00	*	*	*	*	*	*	*	*	*	*	*	*	*	*	*	*	*	*	*	*	*	*	*	*	*
01/12/2021	06:00	*	*	*	*	*	*	*	*	*	*	*	*	*	*	*	*	*	*	*	*	*	*	*	*	*
01/12/2021	07:00	*	*	*	*	*	*	*	*	*	*	*	*	*	*	*	*	*	*	*	*	*	*	*	*	*
01/12/2021	08:00	*	*	*	*	*	*	*	*	*	*	*	*	*	*	*	*	*	*	*	*	*	*	*	*	*
01/12/2021	09:00	*	*	*	*	*	*	*	*	*	*	*	*	*	*	*	*	*	*	*	*	*	*	*	*	*
01/12/2021	10:00	*	*	*	*	*	*	*	*	*	*	*	*	*	*	*	*	*	*	*	*	*	*	*	*	*
01/12/2021	11:00	*	*	*	*	*	*	*	*	*	*	*	*	*	*	*	*	*	*	*	*	*	*	*	*	*
01/12/2021	12:00	*	*	*	*	*	*	*	*	*	*	*	*	*	*	*	*	*	*	*	*	*	*	*	*	*
01/12/2021	13:00	*	*	*	*	*	*	*	*	*	*	*	*	*	*	*	*	*	*	*	*	*	*	*	*	*
01/12/2021	14:00	*	*	*	*	*	*	*	*	*	*	*	*	*	*	*	*	*	*	*	*	*	*	*	*	*
01/12/2021	15:00	*	*	*	*	*	*	*	*	*	*	*	*	*	*	*	*	*	*	*	*	*	*	*	*	*
01/12/2021	16:00	*	*	*	*	*	*	*	*	*	*	*	*	*	*	*	*	*	*	*	*	*	*	*	*	*
01/12/2021	17:00	*	*	*	*	*	*	*	*	*	*	*	*	*	*	*	*	*	*	*	*	*	*	*	*	*
01/12/2021	18:00	*	*	*	*	*	*	*	*	*	*	*	*	*	*	*	*	*	*	*	*	*	*	*	*	*
01/12/2021	19:00	*	*	*	*	*	*	*	*	*	*	*	*	*	*	*	*	*	*	*	*	*	*	*	*	*
01/12/2021	20:00	*	*	*	*	*	*	*	*	*	*	*	*	*	*	*	*	*	*	*	*	*	*	*	*	*
01/12/2021	21:00	*	*	*	*	*	*	*	*	*	*	*	*	*	*	*	*	*	*	*	*	*	*	*	*	*
01/12/2021	22:00	*	*	*	*	*	*	*	*	*	*	*	*	*	*	*	*	*	*	*	*	*	*	*	*	*
01/12/2021	23:00	*	*	*	*	*	*	*	*	*	*	*	*	*	*	*	*	*	*	*	*	*	*	*	*	*
24 Hr Summary		0	0	0	0	0	0	0	0	0	0	0	0	0	0	0	0	0	0	0	0	0	0	*	*	*

Incoming Histogram

2022 Jan Westfield Road flashing

from Tue-Sep-21-2021-03-00-PM to Fri-Jan-14-2022-01-59-PM

Date	Starting Hr:min	<15	15 to <20	20 to <25	25 to <30	30 to <35	35 to <40	40 to <45	45 to <50	50 to <55	55 to <60	60 to <65	65 to <70	70 to <75	75 to <80	80 to <85	85 to <90	90 to <95	95 to <100	100 to >105	Total Counts	85pct Speed	10MPH Pace	% in pace	# of Speeders	% Speeders
02/12/2021	00:00	*	*	*	*	*	*	*	*	*	*	*	*	*	*	*	*	*	*	*	*	*	*	*	*	*
02/12/2021	01:00	*	*	*	*	*	*	*	*	*	*	*	*	*	*	*	*	*	*	*	*	*	*	*	*	*
02/12/2021	02:00	*	*	*	*	*	*	*	*	*	*	*	*	*	*	*	*	*	*	*	*	*	*	*	*	*
02/12/2021	03:00	*	*	*	*	*	*	*	*	*	*	*	*	*	*	*	*	*	*	*	*	*	*	*	*	*
02/12/2021	04:00	*	*	*	*	*	*	*	*	*	*	*	*	*	*	*	*	*	*	*	*	*	*	*	*	*
02/12/2021	05:00	*	*	*	*	*	*	*	*	*	*	*	*	*	*	*	*	*	*	*	*	*	*	*	*	*
02/12/2021	06:00	*	*	*	*	*	*	*	*	*	*	*	*	*	*	*	*	*	*	*	*	*	*	*	*	*
02/12/2021	07:00	*	*	*	*	*	*	*	*	*	*	*	*	*	*	*	*	*	*	*	*	*	*	*	*	*
02/12/2021	08:00	*	*	*	*	*	*	*	*	*	*	*	*	*	*	*	*	*	*	*	*	*	*	*	*	*
02/12/2021	09:00	*	*	*	*	*	*	*	*	*	*	*	*	*	*	*	*	*	*	*	*	*	*	*	*	*
02/12/2021	10:00	*	*	*	*	*	*	*	*	*	*	*	*	*	*	*	*	*	*	*	*	*	*	*	*	*
02/12/2021	11:00	*	*	*	*	*	*	*	*	*	*	*	*	*	*	*	*	*	*	*	*	*	*	*	*	*
02/12/2021	12:00	*	*	*	*	*	*	*	*	*	*	*	*	*	*	*	*	*	*	*	*	*	*	*	*	*
02/12/2021	13:00	*	*	*	*	*	*	*	*	*	*	*	*	*	*	*	*	*	*	*	*	*	*	*	*	*
02/12/2021	14:00	*	*	*	*	*	*	*	*	*	*	*	*	*	*	*	*	*	*	*	*	*	*	*	*	*
02/12/2021	15:00	*	*	*	*	*	*	*	*	*	*	*	*	*	*	*	*	*	*	*	*	*	*	*	*	*
02/12/2021	16:00	*	*	*	*	*	*	*	*	*	*	*	*	*	*	*	*	*	*	*	*	*	*	*	*	*
02/12/2021	17:00	*	*	*	*	*	*	*	*	*	*	*	*	*	*	*	*	*	*	*	*	*	*	*	*	*
02/12/2021	18:00	*	*	*	*	*	*	*	*	*	*	*	*	*	*	*	*	*	*	*	*	*	*	*	*	*
02/12/2021	19:00	*	*	*	*	*	*	*	*	*	*	*	*	*	*	*	*	*	*	*	*	*	*	*	*	*
02/12/2021	20:00	*	*	*	*	*	*	*	*	*	*	*	*	*	*	*	*	*	*	*	*	*	*	*	*	*
02/12/2021	21:00	*	*	*	*	*	*	*	*	*	*	*	*	*	*	*	*	*	*	*	*	*	*	*	*	*
02/12/2021	22:00	*	*	*	*	*	*	*	*	*	*	*	*	*	*	*	*	*	*	*	*	*	*	*	*	*
02/12/2021	23:00	*	*	*	*	*	*	*	*	*	*	*	*	*	*	*	*	*	*	*	*	*	*	*	*	*
24 Hr Summary		0	0	0	0	0	0	0	0	0	0	0	0	0	0	0	0	0	0	0	0	0	0	*	*	*

Incoming Histogram

2022 Jan Westfield Road flashing

from Tue-Sep-21-2021-03-00-PM to Fri-Jan-14-2022-01-59-PM

Date	Starting Hr:min	<15	15 to <20	20 to <25	25 to <30	30 to <35	35 to <40	40 to <45	45 to <50	50 to <55	55 to <60	60 to <65	65 to <70	70 to <75	75 to <80	80 to <85	85 to <90	90 to <95	95 to <100	100 to >105	Total Counts	85pct Speed	10MPH Pace	% in pace	# of Speeders	% Speeders
03/12/2021	00:00	*	*	*	*	*	*	*	*	*	*	*	*	*	*	*	*	*	*	*	*	*	*	*	*	*
03/12/2021	01:00	*	*	*	*	*	*	*	*	*	*	*	*	*	*	*	*	*	*	*	*	*	*	*	*	*
03/12/2021	02:00	*	*	*	*	*	*	*	*	*	*	*	*	*	*	*	*	*	*	*	*	*	*	*	*	*
03/12/2021	03:00	*	*	*	*	*	*	*	*	*	*	*	*	*	*	*	*	*	*	*	*	*	*	*	*	*
03/12/2021	04:00	*	*	*	*	*	*	*	*	*	*	*	*	*	*	*	*	*	*	*	*	*	*	*	*	*
03/12/2021	05:00	*	*	*	*	*	*	*	*	*	*	*	*	*	*	*	*	*	*	*	*	*	*	*	*	*
03/12/2021	06:00	*	*	*	*	*	*	*	*	*	*	*	*	*	*	*	*	*	*	*	*	*	*	*	*	*
03/12/2021	07:00	*	*	*	*	*	*	*	*	*	*	*	*	*	*	*	*	*	*	*	*	*	*	*	*	*
03/12/2021	08:00	*	*	*	*	*	*	*	*	*	*	*	*	*	*	*	*	*	*	*	*	*	*	*	*	*
03/12/2021	09:00	*	*	*	*	*	*	*	*	*	*	*	*	*	*	*	*	*	*	*	*	*	*	*	*	*
03/12/2021	10:00	*	*	*	*	*	*	*	*	*	*	*	*	*	*	*	*	*	*	*	*	*	*	*	*	*
03/12/2021	11:00	*	*	*	*	*	*	*	*	*	*	*	*	*	*	*	*	*	*	*	*	*	*	*	*	*
03/12/2021	12:00	*	*	*	*	*	*	*	*	*	*	*	*	*	*	*	*	*	*	*	*	*	*	*	*	*
03/12/2021	13:00	*	*	*	*	*	*	*	*	*	*	*	*	*	*	*	*	*	*	*	*	*	*	*	*	*
03/12/2021	14:00	*	*	*	*	*	*	*	*	*	*	*	*	*	*	*	*	*	*	*	*	*	*	*	*	*
03/12/2021	15:00	*	*	*	*	*	*	*	*	*	*	*	*	*	*	*	*	*	*	*	*	*	*	*	*	*
03/12/2021	16:00	*	*	*	*	*	*	*	*	*	*	*	*	*	*	*	*	*	*	*	*	*	*	*	*	*
03/12/2021	17:00	*	*	*	*	*	*	*	*	*	*	*	*	*	*	*	*	*	*	*	*	*	*	*	*	*
03/12/2021	18:00	*	*	*	*	*	*	*	*	*	*	*	*	*	*	*	*	*	*	*	*	*	*	*	*	*
03/12/2021	19:00	*	*	*	*	*	*	*	*	*	*	*	*	*	*	*	*	*	*	*	*	*	*	*	*	*
03/12/2021	20:00	*	*	*	*	*	*	*	*	*	*	*	*	*	*	*	*	*	*	*	*	*	*	*	*	*
03/12/2021	21:00	*	*	*	*	*	*	*	*	*	*	*	*	*	*	*	*	*	*	*	*	*	*	*	*	*
03/12/2021	22:00	*	*	*	*	*	*	*	*	*	*	*	*	*	*	*	*	*	*	*	*	*	*	*	*	*
03/12/2021	23:00	*	*	*	*	*	*	*	*	*	*	*	*	*	*	*	*	*	*	*	*	*	*	*	*	*
24 Hr Summary		0	0	0	0	0	0	0	0	0	0	0	0	0	0	0	0	0	0	0	0	0	0	*	*	*

Incoming Histogram

2022 Jan Westfield Road flashing

from Tue-Sep-21-2021-03-00-PM to Fri-Jan-14-2022-01-59-PM

Date	Starting Hr:min	<15	15 to <20	20 to <25	25 to <30	30 to <35	35 to <40	40 to <45	45 to <50	50 to <55	55 to <60	60 to <65	65 to <70	70 to <75	75 to <80	80 to <85	85 to <90	90 to <95	95 to <100	100 to >105	Total Counts	85pct Speed	10MPH Pace	% in pace	# of Speeders	% Speeders
04/12/2021	00:00	*	*	*	*	*	*	*	*	*	*	*	*	*	*	*	*	*	*	*	*	*	*	*	*	*
04/12/2021	01:00	*	*	*	*	*	*	*	*	*	*	*	*	*	*	*	*	*	*	*	*	*	*	*	*	*
04/12/2021	02:00	*	*	*	*	*	*	*	*	*	*	*	*	*	*	*	*	*	*	*	*	*	*	*	*	*
04/12/2021	03:00	*	*	*	*	*	*	*	*	*	*	*	*	*	*	*	*	*	*	*	*	*	*	*	*	*
04/12/2021	04:00	*	*	*	*	*	*	*	*	*	*	*	*	*	*	*	*	*	*	*	*	*	*	*	*	*
04/12/2021	05:00	*	*	*	*	*	*	*	*	*	*	*	*	*	*	*	*	*	*	*	*	*	*	*	*	*
04/12/2021	06:00	*	*	*	*	*	*	*	*	*	*	*	*	*	*	*	*	*	*	*	*	*	*	*	*	*
04/12/2021	07:00	*	*	*	*	*	*	*	*	*	*	*	*	*	*	*	*	*	*	*	*	*	*	*	*	*
04/12/2021	08:00	*	*	*	*	*	*	*	*	*	*	*	*	*	*	*	*	*	*	*	*	*	*	*	*	*
04/12/2021	09:00	*	*	*	*	*	*	*	*	*	*	*	*	*	*	*	*	*	*	*	*	*	*	*	*	*
04/12/2021	10:00	*	*	*	*	*	*	*	*	*	*	*	*	*	*	*	*	*	*	*	*	*	*	*	*	*
04/12/2021	11:00	*	*	*	*	*	*	*	*	*	*	*	*	*	*	*	*	*	*	*	*	*	*	*	*	*
04/12/2021	12:00	*	*	*	*	*	*	*	*	*	*	*	*	*	*	*	*	*	*	*	*	*	*	*	*	*
04/12/2021	13:00	*	*	*	*	*	*	*	*	*	*	*	*	*	*	*	*	*	*	*	*	*	*	*	*	*
04/12/2021	14:00	*	*	*	*	*	*	*	*	*	*	*	*	*	*	*	*	*	*	*	*	*	*	*	*	*
04/12/2021	15:00	*	*	*	*	*	*	*	*	*	*	*	*	*	*	*	*	*	*	*	*	*	*	*	*	*
04/12/2021	16:00	*	*	*	*	*	*	*	*	*	*	*	*	*	*	*	*	*	*	*	*	*	*	*	*	*
04/12/2021	17:00	*	*	*	*	*	*	*	*	*	*	*	*	*	*	*	*	*	*	*	*	*	*	*	*	*
04/12/2021	18:00	*	*	*	*	*	*	*	*	*	*	*	*	*	*	*	*	*	*	*	*	*	*	*	*	*
04/12/2021	19:00	*	*	*	*	*	*	*	*	*	*	*	*	*	*	*	*	*	*	*	*	*	*	*	*	*
04/12/2021	20:00	*	*	*	*	*	*	*	*	*	*	*	*	*	*	*	*	*	*	*	*	*	*	*	*	*
04/12/2021	21:00	*	*	*	*	*	*	*	*	*	*	*	*	*	*	*	*	*	*	*	*	*	*	*	*	*
04/12/2021	22:00	*	*	*	*	*	*	*	*	*	*	*	*	*	*	*	*	*	*	*	*	*	*	*	*	*
04/12/2021	23:00	*	*	*	*	*	*	*	*	*	*	*	*	*	*	*	*	*	*	*	*	*	*	*	*	*
24 Hr Summary		0	0	0	0	0	0	0	0	0	0	0	0	0	0	0	0	0	0	0	0	0	0	*	*	*

Incoming Histogram

2022 Jan Westfield Road flashing

from Tue-Sep-21-2021-03-00-PM to Fri-Jan-14-2022-01-59-PM

Date	Starting Hr:min	<15	15 to <20	20 to <25	25 to <30	30 to <35	35 to <40	40 to <45	45 to <50	50 to <55	55 to <60	60 to <65	65 to <70	70 to <75	75 to <80	80 to <85	85 to <90	90 to <95	95 to <100	100 to >105	Total Counts	85pct Speed	10MPH Pace	% in pace	# of Speeders	% Speeders	
05/12/2021	00:00	*	*	*	*	*	*	*	*	*	*	*	*	*	*	*	*	*	*	*	*	*	*	*	*	*	*
05/12/2021	01:00	*	*	*	*	*	*	*	*	*	*	*	*	*	*	*	*	*	*	*	*	*	*	*	*	*	*
05/12/2021	02:00	*	*	*	*	*	*	*	*	*	*	*	*	*	*	*	*	*	*	*	*	*	*	*	*	*	*
05/12/2021	03:00	*	*	*	*	*	*	*	*	*	*	*	*	*	*	*	*	*	*	*	*	*	*	*	*	*	*
05/12/2021	04:00	*	*	*	*	*	*	*	*	*	*	*	*	*	*	*	*	*	*	*	*	*	*	*	*	*	*
05/12/2021	05:00	*	*	*	*	*	*	*	*	*	*	*	*	*	*	*	*	*	*	*	*	*	*	*	*	*	*
05/12/2021	06:00	*	*	*	*	*	*	*	*	*	*	*	*	*	*	*	*	*	*	*	*	*	*	*	*	*	*
05/12/2021	07:00	*	*	*	*	*	*	*	*	*	*	*	*	*	*	*	*	*	*	*	*	*	*	*	*	*	*
05/12/2021	08:00	*	*	*	*	*	*	*	*	*	*	*	*	*	*	*	*	*	*	*	*	*	*	*	*	*	*
05/12/2021	09:00	*	*	*	*	*	*	*	*	*	*	*	*	*	*	*	*	*	*	*	*	*	*	*	*	*	*
05/12/2021	10:00	*	*	*	*	*	*	*	*	*	*	*	*	*	*	*	*	*	*	*	*	*	*	*	*	*	*
05/12/2021	11:00	*	*	*	*	*	*	*	*	*	*	*	*	*	*	*	*	*	*	*	*	*	*	*	*	*	*
05/12/2021	12:00	*	*	*	*	*	*	*	*	*	*	*	*	*	*	*	*	*	*	*	*	*	*	*	*	*	*
05/12/2021	13:00	*	*	*	*	*	*	*	*	*	*	*	*	*	*	*	*	*	*	*	*	*	*	*	*	*	*
05/12/2021	14:00	*	*	*	*	*	*	*	*	*	*	*	*	*	*	*	*	*	*	*	*	*	*	*	*	*	*
05/12/2021	15:00	*	*	*	*	*	*	*	*	*	*	*	*	*	*	*	*	*	*	*	*	*	*	*	*	*	*
05/12/2021	16:00	*	*	*	*	*	*	*	*	*	*	*	*	*	*	*	*	*	*	*	*	*	*	*	*	*	*
05/12/2021	17:00	*	*	*	*	*	*	*	*	*	*	*	*	*	*	*	*	*	*	*	*	*	*	*	*	*	*
05/12/2021	18:00	*	*	*	*	*	*	*	*	*	*	*	*	*	*	*	*	*	*	*	*	*	*	*	*	*	*
05/12/2021	19:00	*	*	*	*	*	*	*	*	*	*	*	*	*	*	*	*	*	*	*	*	*	*	*	*	*	*
05/12/2021	20:00	*	*	*	*	*	*	*	*	*	*	*	*	*	*	*	*	*	*	*	*	*	*	*	*	*	*
05/12/2021	21:00	*	*	*	*	*	*	*	*	*	*	*	*	*	*	*	*	*	*	*	*	*	*	*	*	*	*
05/12/2021	22:00	*	*	*	*	*	*	*	*	*	*	*	*	*	*	*	*	*	*	*	*	*	*	*	*	*	*
05/12/2021	23:00	*	*	*	*	*	*	*	*	*	*	*	*	*	*	*	*	*	*	*	*	*	*	*	*	*	*
24 Hr Summary		0	0	0	0	0	0	0	0	0	0	0	0	0	0	0	0	0	0	0	0	0	0	*	*	*	*

Incoming Histogram

2022 Jan Westfield Road flashing

from Tue-Sep-21-2021-03-00-PM to Fri-Jan-14-2022-01-59-PM

Date	Starting Hr:min	<15	15 to <20	20 to <25	25 to <30	30 to <35	35 to <40	40 to <45	45 to <50	50 to <55	55 to <60	60 to <65	65 to <70	70 to <75	75 to <80	80 to <85	85 to <90	90 to <95	95 to <100	100 to >105	Total Counts	85pct Speed	10MPH Pace	% in pace	# of Speeders	% Speeders
06/12/2021	00:00	*	*	*	*	*	*	*	*	*	*	*	*	*	*	*	*	*	*	*	*	*	*	*	*	*
06/12/2021	01:00	*	*	*	*	*	*	*	*	*	*	*	*	*	*	*	*	*	*	*	*	*	*	*	*	*
06/12/2021	02:00	*	*	*	*	*	*	*	*	*	*	*	*	*	*	*	*	*	*	*	*	*	*	*	*	*
06/12/2021	03:00	*	*	*	*	*	*	*	*	*	*	*	*	*	*	*	*	*	*	*	*	*	*	*	*	*
06/12/2021	04:00	*	*	*	*	*	*	*	*	*	*	*	*	*	*	*	*	*	*	*	*	*	*	*	*	*
06/12/2021	05:00	*	*	*	*	*	*	*	*	*	*	*	*	*	*	*	*	*	*	*	*	*	*	*	*	*
06/12/2021	06:00	*	*	*	*	*	*	*	*	*	*	*	*	*	*	*	*	*	*	*	*	*	*	*	*	*
06/12/2021	07:00	*	*	*	*	*	*	*	*	*	*	*	*	*	*	*	*	*	*	*	*	*	*	*	*	*
06/12/2021	08:00	*	*	*	*	*	*	*	*	*	*	*	*	*	*	*	*	*	*	*	*	*	*	*	*	*
06/12/2021	09:00	*	*	*	*	*	*	*	*	*	*	*	*	*	*	*	*	*	*	*	*	*	*	*	*	*
06/12/2021	10:00	*	*	*	*	*	*	*	*	*	*	*	*	*	*	*	*	*	*	*	*	*	*	*	*	*
06/12/2021	11:00	*	*	*	*	*	*	*	*	*	*	*	*	*	*	*	*	*	*	*	*	*	*	*	*	*
06/12/2021	12:00	*	*	*	*	*	*	*	*	*	*	*	*	*	*	*	*	*	*	*	*	*	*	*	*	*
06/12/2021	13:00	*	*	*	*	*	*	*	*	*	*	*	*	*	*	*	*	*	*	*	*	*	*	*	*	*
06/12/2021	14:00	*	*	*	*	*	*	*	*	*	*	*	*	*	*	*	*	*	*	*	*	*	*	*	*	*
06/12/2021	15:00	*	*	*	*	*	*	*	*	*	*	*	*	*	*	*	*	*	*	*	*	*	*	*	*	*
06/12/2021	16:00	*	*	*	*	*	*	*	*	*	*	*	*	*	*	*	*	*	*	*	*	*	*	*	*	*
06/12/2021	17:00	*	*	*	*	*	*	*	*	*	*	*	*	*	*	*	*	*	*	*	*	*	*	*	*	*
06/12/2021	18:00	*	*	*	*	*	*	*	*	*	*	*	*	*	*	*	*	*	*	*	*	*	*	*	*	*
06/12/2021	19:00	*	*	*	*	*	*	*	*	*	*	*	*	*	*	*	*	*	*	*	*	*	*	*	*	*
06/12/2021	20:00	*	*	*	*	*	*	*	*	*	*	*	*	*	*	*	*	*	*	*	*	*	*	*	*	*
06/12/2021	21:00	*	*	*	*	*	*	*	*	*	*	*	*	*	*	*	*	*	*	*	*	*	*	*	*	*
06/12/2021	22:00	*	*	*	*	*	*	*	*	*	*	*	*	*	*	*	*	*	*	*	*	*	*	*	*	*
06/12/2021	23:00	*	*	*	*	*	*	*	*	*	*	*	*	*	*	*	*	*	*	*	*	*	*	*	*	*
24 Hr Summary		0	0	0	0	0	0	0	0	0	0	0	0	0	0	0	0	0	0	0	0	0	0	*	*	*

Incoming Histogram

2022 Jan Westfield Road flashing

from Tue-Sep-21-2021-03-00-PM to Fri-Jan-14-2022-01-59-PM

Date	Starting Hr:min	<15	15 to <20	20 to <25	25 to <30	30 to <35	35 to <40	40 to <45	45 to <50	50 to <55	55 to <60	60 to <65	65 to <70	70 to <75	75 to <80	80 to <85	85 to <90	90 to <95	95 to <100	100 to >105	Total Counts	85pct Speed	10MPH Pace	% in pace	# of Speeders	% Speeders
07/12/2021	00:00	*	*	*	*	*	*	*	*	*	*	*	*	*	*	*	*	*	*	*	*	*	*	*	*	*
07/12/2021	01:00	*	*	*	*	*	*	*	*	*	*	*	*	*	*	*	*	*	*	*	*	*	*	*	*	*
07/12/2021	02:00	*	*	*	*	*	*	*	*	*	*	*	*	*	*	*	*	*	*	*	*	*	*	*	*	*
07/12/2021	03:00	*	*	*	*	*	*	*	*	*	*	*	*	*	*	*	*	*	*	*	*	*	*	*	*	*
07/12/2021	04:00	*	*	*	*	*	*	*	*	*	*	*	*	*	*	*	*	*	*	*	*	*	*	*	*	*
07/12/2021	05:00	*	*	*	*	*	*	*	*	*	*	*	*	*	*	*	*	*	*	*	*	*	*	*	*	*
07/12/2021	06:00	*	*	*	*	*	*	*	*	*	*	*	*	*	*	*	*	*	*	*	*	*	*	*	*	*
07/12/2021	07:00	*	*	*	*	*	*	*	*	*	*	*	*	*	*	*	*	*	*	*	*	*	*	*	*	*
07/12/2021	08:00	*	*	*	*	*	*	*	*	*	*	*	*	*	*	*	*	*	*	*	*	*	*	*	*	*
07/12/2021	09:00	*	*	*	*	*	*	*	*	*	*	*	*	*	*	*	*	*	*	*	*	*	*	*	*	*
07/12/2021	10:00	*	*	*	*	*	*	*	*	*	*	*	*	*	*	*	*	*	*	*	*	*	*	*	*	*
07/12/2021	11:00	*	*	*	*	*	*	*	*	*	*	*	*	*	*	*	*	*	*	*	*	*	*	*	*	*
07/12/2021	12:00	*	*	*	*	*	*	*	*	*	*	*	*	*	*	*	*	*	*	*	*	*	*	*	*	*
07/12/2021	13:00	*	*	*	*	*	*	*	*	*	*	*	*	*	*	*	*	*	*	*	*	*	*	*	*	*
07/12/2021	14:00	*	*	*	*	*	*	*	*	*	*	*	*	*	*	*	*	*	*	*	*	*	*	*	*	*
07/12/2021	15:00	*	*	*	*	*	*	*	*	*	*	*	*	*	*	*	*	*	*	*	*	*	*	*	*	*
07/12/2021	16:00	*	*	*	*	*	*	*	*	*	*	*	*	*	*	*	*	*	*	*	*	*	*	*	*	*
07/12/2021	17:00	*	*	*	*	*	*	*	*	*	*	*	*	*	*	*	*	*	*	*	*	*	*	*	*	*
07/12/2021	18:00	*	*	*	*	*	*	*	*	*	*	*	*	*	*	*	*	*	*	*	*	*	*	*	*	*
07/12/2021	19:00	*	*	*	*	*	*	*	*	*	*	*	*	*	*	*	*	*	*	*	*	*	*	*	*	*
07/12/2021	20:00	*	*	*	*	*	*	*	*	*	*	*	*	*	*	*	*	*	*	*	*	*	*	*	*	*
07/12/2021	21:00	*	*	*	*	*	*	*	*	*	*	*	*	*	*	*	*	*	*	*	*	*	*	*	*	*
07/12/2021	22:00	*	*	*	*	*	*	*	*	*	*	*	*	*	*	*	*	*	*	*	*	*	*	*	*	*
07/12/2021	23:00	*	*	*	*	*	*	*	*	*	*	*	*	*	*	*	*	*	*	*	*	*	*	*	*	*
24 Hr Summary		0	0	0	0	0	0	0	0	0	0	0	0	0	0	0	0	0	0	0	0	0	0	*	*	*

Incoming Histogram

2022 Jan Westfield Road flashing

from Tue-Sep-21-2021-03-00-PM to Fri-Jan-14-2022-01-59-PM

Date	Starting Hr:min	<15	15 to <20	20 to <25	25 to <30	30 to <35	35 to <40	40 to <45	45 to <50	50 to <55	55 to <60	60 to <65	65 to <70	70 to <75	75 to <80	80 to <85	85 to <90	90 to <95	95 to <100	100 to >105	Total Counts	85pct Speed	10MPH Pace	% in pace	# of Speeders	% Speeders
08/12/2021	00:00	*	*	*	*	*	*	*	*	*	*	*	*	*	*	*	*	*	*	*	*	*	*	*	*	*
08/12/2021	01:00	*	*	*	*	*	*	*	*	*	*	*	*	*	*	*	*	*	*	*	*	*	*	*	*	*
08/12/2021	02:00	*	*	*	*	*	*	*	*	*	*	*	*	*	*	*	*	*	*	*	*	*	*	*	*	*
08/12/2021	03:00	*	*	*	*	*	*	*	*	*	*	*	*	*	*	*	*	*	*	*	*	*	*	*	*	*
08/12/2021	04:00	*	*	*	*	*	*	*	*	*	*	*	*	*	*	*	*	*	*	*	*	*	*	*	*	*
08/12/2021	05:00	*	*	*	*	*	*	*	*	*	*	*	*	*	*	*	*	*	*	*	*	*	*	*	*	*
08/12/2021	06:00	*	*	*	*	*	*	*	*	*	*	*	*	*	*	*	*	*	*	*	*	*	*	*	*	*
08/12/2021	07:00	*	*	*	*	*	*	*	*	*	*	*	*	*	*	*	*	*	*	*	*	*	*	*	*	*
08/12/2021	08:00	*	*	*	*	*	*	*	*	*	*	*	*	*	*	*	*	*	*	*	*	*	*	*	*	*
08/12/2021	09:00	*	*	*	*	*	*	*	*	*	*	*	*	*	*	*	*	*	*	*	*	*	*	*	*	*
08/12/2021	10:00	*	*	*	*	*	*	*	*	*	*	*	*	*	*	*	*	*	*	*	*	*	*	*	*	*
08/12/2021	11:00	*	*	*	*	*	*	*	*	*	*	*	*	*	*	*	*	*	*	*	*	*	*	*	*	*
08/12/2021	12:00	*	*	*	*	*	*	*	*	*	*	*	*	*	*	*	*	*	*	*	*	*	*	*	*	*
08/12/2021	13:00	*	*	*	*	*	*	*	*	*	*	*	*	*	*	*	*	*	*	*	*	*	*	*	*	*
08/12/2021	14:00	*	*	*	*	*	*	*	*	*	*	*	*	*	*	*	*	*	*	*	*	*	*	*	*	*
08/12/2021	15:00	*	*	*	*	*	*	*	*	*	*	*	*	*	*	*	*	*	*	*	*	*	*	*	*	*
08/12/2021	16:00	*	*	*	*	*	*	*	*	*	*	*	*	*	*	*	*	*	*	*	*	*	*	*	*	*
08/12/2021	17:00	*	*	*	*	*	*	*	*	*	*	*	*	*	*	*	*	*	*	*	*	*	*	*	*	*
08/12/2021	18:00	*	*	*	*	*	*	*	*	*	*	*	*	*	*	*	*	*	*	*	*	*	*	*	*	*
08/12/2021	19:00	*	*	*	*	*	*	*	*	*	*	*	*	*	*	*	*	*	*	*	*	*	*	*	*	*
08/12/2021	20:00	*	*	*	*	*	*	*	*	*	*	*	*	*	*	*	*	*	*	*	*	*	*	*	*	*
08/12/2021	21:00	*	*	*	*	*	*	*	*	*	*	*	*	*	*	*	*	*	*	*	*	*	*	*	*	*
08/12/2021	22:00	*	*	*	*	*	*	*	*	*	*	*	*	*	*	*	*	*	*	*	*	*	*	*	*	*
08/12/2021	23:00	*	*	*	*	*	*	*	*	*	*	*	*	*	*	*	*	*	*	*	*	*	*	*	*	*
24 Hr Summary		0	0	0	0	0	0	0	0	0	0	0	0	0	0	0	0	0	0	0	0	0	0	*	*	*

Incoming Histogram

2022 Jan Westfield Road flashing

from Tue-Sep-21-2021-03-00-PM to Fri-Jan-14-2022-01-59-PM

Date	Starting Hr:min	<15	15 to <20	20 to <25	25 to <30	30 to <35	35 to <40	40 to <45	45 to <50	50 to <55	55 to <60	60 to <65	65 to <70	70 to <75	75 to <80	80 to <85	85 to <90	90 to <95	95 to <100	100 to >105	Total Counts	85pct Speed	10MPH Pace	% in pace	# of Speeders	% Speeders
09/12/2021	00:00	*	*	*	*	*	*	*	*	*	*	*	*	*	*	*	*	*	*	*	*	*	*	*	*	*
09/12/2021	01:00	*	*	*	*	*	*	*	*	*	*	*	*	*	*	*	*	*	*	*	*	*	*	*	*	*
09/12/2021	02:00	*	*	*	*	*	*	*	*	*	*	*	*	*	*	*	*	*	*	*	*	*	*	*	*	*
09/12/2021	03:00	*	*	*	*	*	*	*	*	*	*	*	*	*	*	*	*	*	*	*	*	*	*	*	*	*
09/12/2021	04:00	*	*	*	*	*	*	*	*	*	*	*	*	*	*	*	*	*	*	*	*	*	*	*	*	*
09/12/2021	05:00	*	*	*	*	*	*	*	*	*	*	*	*	*	*	*	*	*	*	*	*	*	*	*	*	*
09/12/2021	06:00	*	*	*	*	*	*	*	*	*	*	*	*	*	*	*	*	*	*	*	*	*	*	*	*	*
09/12/2021	07:00	*	*	*	*	*	*	*	*	*	*	*	*	*	*	*	*	*	*	*	*	*	*	*	*	*
09/12/2021	08:00	*	*	*	*	*	*	*	*	*	*	*	*	*	*	*	*	*	*	*	*	*	*	*	*	*
09/12/2021	09:00	*	*	*	*	*	*	*	*	*	*	*	*	*	*	*	*	*	*	*	*	*	*	*	*	*
09/12/2021	10:00	*	*	*	*	*	*	*	*	*	*	*	*	*	*	*	*	*	*	*	*	*	*	*	*	*
09/12/2021	11:00	*	*	*	*	*	*	*	*	*	*	*	*	*	*	*	*	*	*	*	*	*	*	*	*	*
09/12/2021	12:00	*	*	*	*	*	*	*	*	*	*	*	*	*	*	*	*	*	*	*	*	*	*	*	*	*
09/12/2021	13:00	*	*	*	*	*	*	*	*	*	*	*	*	*	*	*	*	*	*	*	*	*	*	*	*	*
09/12/2021	14:00	*	*	*	*	*	*	*	*	*	*	*	*	*	*	*	*	*	*	*	*	*	*	*	*	*
09/12/2021	15:00	*	*	*	*	*	*	*	*	*	*	*	*	*	*	*	*	*	*	*	*	*	*	*	*	*
09/12/2021	16:00	*	*	*	*	*	*	*	*	*	*	*	*	*	*	*	*	*	*	*	*	*	*	*	*	*
09/12/2021	17:00	*	*	*	*	*	*	*	*	*	*	*	*	*	*	*	*	*	*	*	*	*	*	*	*	*
09/12/2021	18:00	*	*	*	*	*	*	*	*	*	*	*	*	*	*	*	*	*	*	*	*	*	*	*	*	*
09/12/2021	19:00	*	*	*	*	*	*	*	*	*	*	*	*	*	*	*	*	*	*	*	*	*	*	*	*	*
09/12/2021	20:00	*	*	*	*	*	*	*	*	*	*	*	*	*	*	*	*	*	*	*	*	*	*	*	*	*
09/12/2021	21:00	*	*	*	*	*	*	*	*	*	*	*	*	*	*	*	*	*	*	*	*	*	*	*	*	*
09/12/2021	22:00	*	*	*	*	*	*	*	*	*	*	*	*	*	*	*	*	*	*	*	*	*	*	*	*	*
09/12/2021	23:00	*	*	*	*	*	*	*	*	*	*	*	*	*	*	*	*	*	*	*	*	*	*	*	*	*
24 Hr Summary		0	0	0	0	0	0	0	0	0	0	0	0	0	0	0	0	0	0	0	0	0	0	*	*	*

Incoming Histogram

2022 Jan Westfield Road flashing

from Tue-Sep-21-2021-03-00-PM to Fri-Jan-14-2022-01-59-PM

Date	Starting Hr:min	<15	15 to <20	20 to <25	25 to <30	30 to <35	35 to <40	40 to <45	45 to <50	50 to <55	55 to <60	60 to <65	65 to <70	70 to <75	75 to <80	80 to <85	85 to <90	90 to <95	95 to <100	100 to >105	Total Counts	85pct Speed	10MPH Pace	% in pace	# of Speeders	% Speeders
10/12/2021	00:00	*	*	*	*	*	*	*	*	*	*	*	*	*	*	*	*	*	*	*	*	*	*	*	*	*
10/12/2021	01:00	*	*	*	*	*	*	*	*	*	*	*	*	*	*	*	*	*	*	*	*	*	*	*	*	*
10/12/2021	02:00	*	*	*	*	*	*	*	*	*	*	*	*	*	*	*	*	*	*	*	*	*	*	*	*	*
10/12/2021	03:00	*	*	*	*	*	*	*	*	*	*	*	*	*	*	*	*	*	*	*	*	*	*	*	*	*
10/12/2021	04:00	*	*	*	*	*	*	*	*	*	*	*	*	*	*	*	*	*	*	*	*	*	*	*	*	*
10/12/2021	05:00	*	*	*	*	*	*	*	*	*	*	*	*	*	*	*	*	*	*	*	*	*	*	*	*	*
10/12/2021	06:00	*	*	*	*	*	*	*	*	*	*	*	*	*	*	*	*	*	*	*	*	*	*	*	*	*
10/12/2021	07:00	*	*	*	*	*	*	*	*	*	*	*	*	*	*	*	*	*	*	*	*	*	*	*	*	*
10/12/2021	08:00	*	*	*	*	*	*	*	*	*	*	*	*	*	*	*	*	*	*	*	*	*	*	*	*	*
10/12/2021	09:00	*	*	*	*	*	*	*	*	*	*	*	*	*	*	*	*	*	*	*	*	*	*	*	*	*
10/12/2021	10:00	*	*	*	*	*	*	*	*	*	*	*	*	*	*	*	*	*	*	*	*	*	*	*	*	*
10/12/2021	11:00	*	*	*	*	*	*	*	*	*	*	*	*	*	*	*	*	*	*	*	*	*	*	*	*	*
10/12/2021	12:00	*	*	*	*	*	*	*	*	*	*	*	*	*	*	*	*	*	*	*	*	*	*	*	*	*
10/12/2021	13:00	*	*	*	*	*	*	*	*	*	*	*	*	*	*	*	*	*	*	*	*	*	*	*	*	*
10/12/2021	14:00	*	*	*	*	*	*	*	*	*	*	*	*	*	*	*	*	*	*	*	*	*	*	*	*	*
10/12/2021	15:00	*	*	*	*	*	*	*	*	*	*	*	*	*	*	*	*	*	*	*	*	*	*	*	*	*
10/12/2021	16:00	*	*	*	*	*	*	*	*	*	*	*	*	*	*	*	*	*	*	*	*	*	*	*	*	*
10/12/2021	17:00	*	*	*	*	*	*	*	*	*	*	*	*	*	*	*	*	*	*	*	*	*	*	*	*	*
10/12/2021	18:00	*	*	*	*	*	*	*	*	*	*	*	*	*	*	*	*	*	*	*	*	*	*	*	*	*
10/12/2021	19:00	*	*	*	*	*	*	*	*	*	*	*	*	*	*	*	*	*	*	*	*	*	*	*	*	*
10/12/2021	20:00	*	*	*	*	*	*	*	*	*	*	*	*	*	*	*	*	*	*	*	*	*	*	*	*	*
10/12/2021	21:00	*	*	*	*	*	*	*	*	*	*	*	*	*	*	*	*	*	*	*	*	*	*	*	*	*
10/12/2021	22:00	*	*	*	*	*	*	*	*	*	*	*	*	*	*	*	*	*	*	*	*	*	*	*	*	*
10/12/2021	23:00	*	*	*	*	*	*	*	*	*	*	*	*	*	*	*	*	*	*	*	*	*	*	*	*	*
24 Hr Summary		0	0	0	0	0	0	0	0	0	0	0	0	0	0	0	0	0	0	0	0	0	0	*	*	*

Incoming Histogram

2022 Jan Westfield Road flashing

from Tue-Sep-21-2021-03-00-PM to Fri-Jan-14-2022-01-59-PM

Date	Starting Hr:min	<15	15 to <20	20 to <25	25 to <30	30 to <35	35 to <40	40 to <45	45 to <50	50 to <55	55 to <60	60 to <65	65 to <70	70 to <75	75 to <80	80 to <85	85 to <90	90 to <95	95 to <100	100 to >105	Total Counts	85pct Speed	10MPH Pace	% in pace	# of Speeders	% Speeders
11/12/2021	00:00	*	*	*	*	*	*	*	*	*	*	*	*	*	*	*	*	*	*	*	*	*	*	*	*	*
11/12/2021	01:00	*	*	*	*	*	*	*	*	*	*	*	*	*	*	*	*	*	*	*	*	*	*	*	*	*
11/12/2021	02:00	*	*	*	*	*	*	*	*	*	*	*	*	*	*	*	*	*	*	*	*	*	*	*	*	*
11/12/2021	03:00	*	*	*	*	*	*	*	*	*	*	*	*	*	*	*	*	*	*	*	*	*	*	*	*	*
11/12/2021	04:00	*	*	*	*	*	*	*	*	*	*	*	*	*	*	*	*	*	*	*	*	*	*	*	*	*
11/12/2021	05:00	*	*	*	*	*	*	*	*	*	*	*	*	*	*	*	*	*	*	*	*	*	*	*	*	*
11/12/2021	06:00	*	*	*	*	*	*	*	*	*	*	*	*	*	*	*	*	*	*	*	*	*	*	*	*	*
11/12/2021	07:00	*	*	*	*	*	*	*	*	*	*	*	*	*	*	*	*	*	*	*	*	*	*	*	*	*
11/12/2021	08:00	*	*	*	*	*	*	*	*	*	*	*	*	*	*	*	*	*	*	*	*	*	*	*	*	*
11/12/2021	09:00	*	*	*	*	*	*	*	*	*	*	*	*	*	*	*	*	*	*	*	*	*	*	*	*	*
11/12/2021	10:00	*	*	*	*	*	*	*	*	*	*	*	*	*	*	*	*	*	*	*	*	*	*	*	*	*
11/12/2021	11:00	*	*	*	*	*	*	*	*	*	*	*	*	*	*	*	*	*	*	*	*	*	*	*	*	*
11/12/2021	12:00	*	*	*	*	*	*	*	*	*	*	*	*	*	*	*	*	*	*	*	*	*	*	*	*	*
11/12/2021	13:00	*	*	*	*	*	*	*	*	*	*	*	*	*	*	*	*	*	*	*	*	*	*	*	*	*
11/12/2021	14:00	*	*	*	*	*	*	*	*	*	*	*	*	*	*	*	*	*	*	*	*	*	*	*	*	*
11/12/2021	15:00	*	*	*	*	*	*	*	*	*	*	*	*	*	*	*	*	*	*	*	*	*	*	*	*	*
11/12/2021	16:00	*	*	*	*	*	*	*	*	*	*	*	*	*	*	*	*	*	*	*	*	*	*	*	*	*
11/12/2021	17:00	*	*	*	*	*	*	*	*	*	*	*	*	*	*	*	*	*	*	*	*	*	*	*	*	*
11/12/2021	18:00	*	*	*	*	*	*	*	*	*	*	*	*	*	*	*	*	*	*	*	*	*	*	*	*	*
11/12/2021	19:00	*	*	*	*	*	*	*	*	*	*	*	*	*	*	*	*	*	*	*	*	*	*	*	*	*
11/12/2021	20:00	*	*	*	*	*	*	*	*	*	*	*	*	*	*	*	*	*	*	*	*	*	*	*	*	*
11/12/2021	21:00	*	*	*	*	*	*	*	*	*	*	*	*	*	*	*	*	*	*	*	*	*	*	*	*	*
11/12/2021	22:00	*	*	*	*	*	*	*	*	*	*	*	*	*	*	*	*	*	*	*	*	*	*	*	*	*
11/12/2021	23:00	*	*	*	*	*	*	*	*	*	*	*	*	*	*	*	*	*	*	*	*	*	*	*	*	*
24 Hr Summary		0	0	0	0	0	0	0	0	0	0	0	0	0	0	0	0	0	0	0	0	0	0	*	*	*

Incoming Histogram

2022 Jan Westfield Road flashing

from Tue-Sep-21-2021-03-00-PM to Fri-Jan-14-2022-01-59-PM

Date	Starting Hr:min	<15	15 to <20	20 to <25	25 to <30	30 to <35	35 to <40	40 to <45	45 to <50	50 to <55	55 to <60	60 to <65	65 to <70	70 to <75	75 to <80	80 to <85	85 to <90	90 to <95	95 to <100	100 to >105	Total Counts	85pct Speed	10MPH Pace	% in pace	# of Speeders	% Speeders
12/12/2021	00:00	*	*	*	*	*	*	*	*	*	*	*	*	*	*	*	*	*	*	*	*	*	*	*	*	*
12/12/2021	01:00	*	*	*	*	*	*	*	*	*	*	*	*	*	*	*	*	*	*	*	*	*	*	*	*	*
12/12/2021	02:00	*	*	*	*	*	*	*	*	*	*	*	*	*	*	*	*	*	*	*	*	*	*	*	*	*
12/12/2021	03:00	*	*	*	*	*	*	*	*	*	*	*	*	*	*	*	*	*	*	*	*	*	*	*	*	*
12/12/2021	04:00	*	*	*	*	*	*	*	*	*	*	*	*	*	*	*	*	*	*	*	*	*	*	*	*	*
12/12/2021	05:00	*	*	*	*	*	*	*	*	*	*	*	*	*	*	*	*	*	*	*	*	*	*	*	*	*
12/12/2021	06:00	*	*	*	*	*	*	*	*	*	*	*	*	*	*	*	*	*	*	*	*	*	*	*	*	*
12/12/2021	07:00	*	*	*	*	*	*	*	*	*	*	*	*	*	*	*	*	*	*	*	*	*	*	*	*	*
12/12/2021	08:00	*	*	*	*	*	*	*	*	*	*	*	*	*	*	*	*	*	*	*	*	*	*	*	*	*
12/12/2021	09:00	*	*	*	*	*	*	*	*	*	*	*	*	*	*	*	*	*	*	*	*	*	*	*	*	*
12/12/2021	10:00	*	*	*	*	*	*	*	*	*	*	*	*	*	*	*	*	*	*	*	*	*	*	*	*	*
12/12/2021	11:00	*	*	*	*	*	*	*	*	*	*	*	*	*	*	*	*	*	*	*	*	*	*	*	*	*
12/12/2021	12:00	*	*	*	*	*	*	*	*	*	*	*	*	*	*	*	*	*	*	*	*	*	*	*	*	*
12/12/2021	13:00	*	*	*	*	*	*	*	*	*	*	*	*	*	*	*	*	*	*	*	*	*	*	*	*	*
12/12/2021	14:00	*	*	*	*	*	*	*	*	*	*	*	*	*	*	*	*	*	*	*	*	*	*	*	*	*
12/12/2021	15:00	*	*	*	*	*	*	*	*	*	*	*	*	*	*	*	*	*	*	*	*	*	*	*	*	*
12/12/2021	16:00	*	*	*	*	*	*	*	*	*	*	*	*	*	*	*	*	*	*	*	*	*	*	*	*	*
12/12/2021	17:00	*	*	*	*	*	*	*	*	*	*	*	*	*	*	*	*	*	*	*	*	*	*	*	*	*
12/12/2021	18:00	*	*	*	*	*	*	*	*	*	*	*	*	*	*	*	*	*	*	*	*	*	*	*	*	*
12/12/2021	19:00	*	*	*	*	*	*	*	*	*	*	*	*	*	*	*	*	*	*	*	*	*	*	*	*	*
12/12/2021	20:00	*	*	*	*	*	*	*	*	*	*	*	*	*	*	*	*	*	*	*	*	*	*	*	*	*
12/12/2021	21:00	*	*	*	*	*	*	*	*	*	*	*	*	*	*	*	*	*	*	*	*	*	*	*	*	*
12/12/2021	22:00	*	*	*	*	*	*	*	*	*	*	*	*	*	*	*	*	*	*	*	*	*	*	*	*	*
12/12/2021	23:00	*	*	*	*	*	*	*	*	*	*	*	*	*	*	*	*	*	*	*	*	*	*	*	*	*
24 Hr Summary		0	0	0	0	0	0	0	0	0	0	0	0	0	0	0	0	0	0	0	0	0	0	*	*	*

Incoming Histogram

2022 Jan Westfield Road flashing

from Tue-Sep-21-2021-03-00-PM to Fri-Jan-14-2022-01-59-PM

Date	Starting Hr:min	<15	15 to <20	20 to <25	25 to <30	30 to <35	35 to <40	40 to <45	45 to <50	50 to <55	55 to <60	60 to <65	65 to <70	70 to <75	75 to <80	80 to <85	85 to <90	90 to <95	95 to <100	100 to >105	Total Counts	85pct Speed	10MPH Pace	% in pace	# of Speeders	% Speeders
13/12/2021	00:00	*	*	*	*	*	*	*	*	*	*	*	*	*	*	*	*	*	*	*	*	*	*	*	*	*
13/12/2021	01:00	*	*	*	*	*	*	*	*	*	*	*	*	*	*	*	*	*	*	*	*	*	*	*	*	*
13/12/2021	02:00	*	*	*	*	*	*	*	*	*	*	*	*	*	*	*	*	*	*	*	*	*	*	*	*	*
13/12/2021	03:00	*	*	*	*	*	*	*	*	*	*	*	*	*	*	*	*	*	*	*	*	*	*	*	*	*
13/12/2021	04:00	*	*	*	*	*	*	*	*	*	*	*	*	*	*	*	*	*	*	*	*	*	*	*	*	*
13/12/2021	05:00	*	*	*	*	*	*	*	*	*	*	*	*	*	*	*	*	*	*	*	*	*	*	*	*	*
13/12/2021	06:00	*	*	*	*	*	*	*	*	*	*	*	*	*	*	*	*	*	*	*	*	*	*	*	*	*
13/12/2021	07:00	*	*	*	*	*	*	*	*	*	*	*	*	*	*	*	*	*	*	*	*	*	*	*	*	*
13/12/2021	08:00	*	*	*	*	*	*	*	*	*	*	*	*	*	*	*	*	*	*	*	*	*	*	*	*	*
13/12/2021	09:00	*	*	*	*	*	*	*	*	*	*	*	*	*	*	*	*	*	*	*	*	*	*	*	*	*
13/12/2021	10:00	*	*	*	*	*	*	*	*	*	*	*	*	*	*	*	*	*	*	*	*	*	*	*	*	*
13/12/2021	11:00	*	*	*	*	*	*	*	*	*	*	*	*	*	*	*	*	*	*	*	*	*	*	*	*	*
13/12/2021	12:00	*	*	*	*	*	*	*	*	*	*	*	*	*	*	*	*	*	*	*	*	*	*	*	*	*
13/12/2021	13:00	*	*	*	*	*	*	*	*	*	*	*	*	*	*	*	*	*	*	*	*	*	*	*	*	*
13/12/2021	14:00	*	*	*	*	*	*	*	*	*	*	*	*	*	*	*	*	*	*	*	*	*	*	*	*	*
13/12/2021	15:00	*	*	*	*	*	*	*	*	*	*	*	*	*	*	*	*	*	*	*	*	*	*	*	*	*
13/12/2021	16:00	*	*	*	*	*	*	*	*	*	*	*	*	*	*	*	*	*	*	*	*	*	*	*	*	*
13/12/2021	17:00	*	*	*	*	*	*	*	*	*	*	*	*	*	*	*	*	*	*	*	*	*	*	*	*	*
13/12/2021	18:00	*	*	*	*	*	*	*	*	*	*	*	*	*	*	*	*	*	*	*	*	*	*	*	*	*
13/12/2021	19:00	*	*	*	*	*	*	*	*	*	*	*	*	*	*	*	*	*	*	*	*	*	*	*	*	*
13/12/2021	20:00	*	*	*	*	*	*	*	*	*	*	*	*	*	*	*	*	*	*	*	*	*	*	*	*	*
13/12/2021	21:00	*	*	*	*	*	*	*	*	*	*	*	*	*	*	*	*	*	*	*	*	*	*	*	*	*
13/12/2021	22:00	*	*	*	*	*	*	*	*	*	*	*	*	*	*	*	*	*	*	*	*	*	*	*	*	*
13/12/2021	23:00	*	*	*	*	*	*	*	*	*	*	*	*	*	*	*	*	*	*	*	*	*	*	*	*	*
24 Hr Summary		0	0	0	0	0	0	0	0	0	0	0	0	0	0	0	0	0	0	0	0	0	0	*	*	*

Incoming Histogram

2022 Jan Westfield Road flashing

from Tue-Sep-21-2021-03-00-PM to Fri-Jan-14-2022-01-59-PM

Date	Starting Hr:min	<15	15 to <20	20 to <25	25 to <30	30 to <35	35 to <40	40 to <45	45 to <50	50 to <55	55 to <60	60 to <65	65 to <70	70 to <75	75 to <80	80 to <85	85 to <90	90 to <95	95 to <100	100 to >105	Total Counts	85pct Speed	10MPH Pace	% in pace	# of Speeders	% Speeders
14/12/2021	00:00	*	*	*	*	*	*	*	*	*	*	*	*	*	*	*	*	*	*	*	*	*	*	*	*	*
14/12/2021	01:00	*	*	*	*	*	*	*	*	*	*	*	*	*	*	*	*	*	*	*	*	*	*	*	*	*
14/12/2021	02:00	*	*	*	*	*	*	*	*	*	*	*	*	*	*	*	*	*	*	*	*	*	*	*	*	*
14/12/2021	03:00	*	*	*	*	*	*	*	*	*	*	*	*	*	*	*	*	*	*	*	*	*	*	*	*	*
14/12/2021	04:00	*	*	*	*	*	*	*	*	*	*	*	*	*	*	*	*	*	*	*	*	*	*	*	*	*
14/12/2021	05:00	*	*	*	*	*	*	*	*	*	*	*	*	*	*	*	*	*	*	*	*	*	*	*	*	*
14/12/2021	06:00	*	*	*	*	*	*	*	*	*	*	*	*	*	*	*	*	*	*	*	*	*	*	*	*	*
14/12/2021	07:00	*	*	*	*	*	*	*	*	*	*	*	*	*	*	*	*	*	*	*	*	*	*	*	*	*
14/12/2021	08:00	*	*	*	*	*	*	*	*	*	*	*	*	*	*	*	*	*	*	*	*	*	*	*	*	*
14/12/2021	09:00	*	*	*	*	*	*	*	*	*	*	*	*	*	*	*	*	*	*	*	*	*	*	*	*	*
14/12/2021	10:00	*	*	*	*	*	*	*	*	*	*	*	*	*	*	*	*	*	*	*	*	*	*	*	*	*
14/12/2021	11:00	*	*	*	*	*	*	*	*	*	*	*	*	*	*	*	*	*	*	*	*	*	*	*	*	*
14/12/2021	12:00	*	*	*	*	*	*	*	*	*	*	*	*	*	*	*	*	*	*	*	*	*	*	*	*	*
14/12/2021	13:00	*	*	*	*	*	*	*	*	*	*	*	*	*	*	*	*	*	*	*	*	*	*	*	*	*
14/12/2021	14:00	*	*	*	*	*	*	*	*	*	*	*	*	*	*	*	*	*	*	*	*	*	*	*	*	*
14/12/2021	15:00	*	*	*	*	*	*	*	*	*	*	*	*	*	*	*	*	*	*	*	*	*	*	*	*	*
14/12/2021	16:00	*	*	*	*	*	*	*	*	*	*	*	*	*	*	*	*	*	*	*	*	*	*	*	*	*
14/12/2021	17:00	*	*	*	*	*	*	*	*	*	*	*	*	*	*	*	*	*	*	*	*	*	*	*	*	*
14/12/2021	18:00	*	*	*	*	*	*	*	*	*	*	*	*	*	*	*	*	*	*	*	*	*	*	*	*	*
14/12/2021	19:00	*	*	*	*	*	*	*	*	*	*	*	*	*	*	*	*	*	*	*	*	*	*	*	*	*
14/12/2021	20:00	*	*	*	*	*	*	*	*	*	*	*	*	*	*	*	*	*	*	*	*	*	*	*	*	*
14/12/2021	21:00	*	*	*	*	*	*	*	*	*	*	*	*	*	*	*	*	*	*	*	*	*	*	*	*	*
14/12/2021	22:00	*	*	*	*	*	*	*	*	*	*	*	*	*	*	*	*	*	*	*	*	*	*	*	*	*
14/12/2021	23:00	*	*	*	*	*	*	*	*	*	*	*	*	*	*	*	*	*	*	*	*	*	*	*	*	*
24 Hr Summary		0	0	0	0	0	0	0	0	0	0	0	0	0	0	0	0	0	0	0	0	0	0	*	*	*

Incoming Histogram

2022 Jan Westfield Road flashing

from Tue-Sep-21-2021-03-00-PM to Fri-Jan-14-2022-01-59-PM

Date	Starting Hr:min	<15	15 to <20	20 to <25	25 to <30	30 to <35	35 to <40	40 to <45	45 to <50	50 to <55	55 to <60	60 to <65	65 to <70	70 to <75	75 to <80	80 to <85	85 to <90	90 to <95	95 to <100	100 to >105	Total Counts	85pct Speed	10MPH Pace	% in pace	# of Speeders	% Speeders
15/12/2021	00:00	*	*	*	*	*	*	*	*	*	*	*	*	*	*	*	*	*	*	*	*	*	*	*	*	*
15/12/2021	01:00	*	*	*	*	*	*	*	*	*	*	*	*	*	*	*	*	*	*	*	*	*	*	*	*	*
15/12/2021	02:00	*	*	*	*	*	*	*	*	*	*	*	*	*	*	*	*	*	*	*	*	*	*	*	*	*
15/12/2021	03:00	*	*	*	*	*	*	*	*	*	*	*	*	*	*	*	*	*	*	*	*	*	*	*	*	*
15/12/2021	04:00	*	*	*	*	*	*	*	*	*	*	*	*	*	*	*	*	*	*	*	*	*	*	*	*	*
15/12/2021	05:00	*	*	*	*	*	*	*	*	*	*	*	*	*	*	*	*	*	*	*	*	*	*	*	*	*
15/12/2021	06:00	*	*	*	*	*	*	*	*	*	*	*	*	*	*	*	*	*	*	*	*	*	*	*	*	*
15/12/2021	07:00	*	*	*	*	*	*	*	*	*	*	*	*	*	*	*	*	*	*	*	*	*	*	*	*	*
15/12/2021	08:00	*	*	*	*	*	*	*	*	*	*	*	*	*	*	*	*	*	*	*	*	*	*	*	*	*
15/12/2021	09:00	*	*	*	*	*	*	*	*	*	*	*	*	*	*	*	*	*	*	*	*	*	*	*	*	*
15/12/2021	10:00	*	*	*	*	*	*	*	*	*	*	*	*	*	*	*	*	*	*	*	*	*	*	*	*	*
15/12/2021	11:00	*	*	*	*	*	*	*	*	*	*	*	*	*	*	*	*	*	*	*	*	*	*	*	*	*
15/12/2021	12:00	*	*	*	*	*	*	*	*	*	*	*	*	*	*	*	*	*	*	*	*	*	*	*	*	*
15/12/2021	13:00	*	*	*	*	*	*	*	*	*	*	*	*	*	*	*	*	*	*	*	*	*	*	*	*	*
15/12/2021	14:00	*	*	*	*	*	*	*	*	*	*	*	*	*	*	*	*	*	*	*	*	*	*	*	*	*
15/12/2021	15:00	*	*	*	*	*	*	*	*	*	*	*	*	*	*	*	*	*	*	*	*	*	*	*	*	*
15/12/2021	16:00	*	*	*	*	*	*	*	*	*	*	*	*	*	*	*	*	*	*	*	*	*	*	*	*	*
15/12/2021	17:00	*	*	*	*	*	*	*	*	*	*	*	*	*	*	*	*	*	*	*	*	*	*	*	*	*
15/12/2021	18:00	*	*	*	*	*	*	*	*	*	*	*	*	*	*	*	*	*	*	*	*	*	*	*	*	*
15/12/2021	19:00	*	*	*	*	*	*	*	*	*	*	*	*	*	*	*	*	*	*	*	*	*	*	*	*	*
15/12/2021	20:00	*	*	*	*	*	*	*	*	*	*	*	*	*	*	*	*	*	*	*	*	*	*	*	*	*
15/12/2021	21:00	*	*	*	*	*	*	*	*	*	*	*	*	*	*	*	*	*	*	*	*	*	*	*	*	*
15/12/2021	22:00	*	*	*	*	*	*	*	*	*	*	*	*	*	*	*	*	*	*	*	*	*	*	*	*	*
15/12/2021	23:00	*	*	*	*	*	*	*	*	*	*	*	*	*	*	*	*	*	*	*	*	*	*	*	*	*
24 Hr Summary		0	0	0	0	0	0	0	0	0	0	0	0	0	0	0	0	0	0	0	0	0	0	*	*	*

Incoming Histogram

2022 Jan Westfield Road flashing

from Tue-Sep-21-2021-03-00-PM to Fri-Jan-14-2022-01-59-PM

Date	Starting Hr:min	<15	15 to <20	20 to <25	25 to <30	30 to <35	35 to <40	40 to <45	45 to <50	50 to <55	55 to <60	60 to <65	65 to <70	70 to <75	75 to <80	80 to <85	85 to <90	90 to <95	95 to <100	100 to >105	Total Counts	85pct Speed	10MPH Pace	% in pace	# of Speeders	% Speeders
16/12/2021	00:00	*	*	*	*	*	*	*	*	*	*	*	*	*	*	*	*	*	*	*	*	*	*	*	*	*
16/12/2021	01:00	*	*	*	*	*	*	*	*	*	*	*	*	*	*	*	*	*	*	*	*	*	*	*	*	*
16/12/2021	02:00	*	*	*	*	*	*	*	*	*	*	*	*	*	*	*	*	*	*	*	*	*	*	*	*	*
16/12/2021	03:00	*	*	*	*	*	*	*	*	*	*	*	*	*	*	*	*	*	*	*	*	*	*	*	*	*
16/12/2021	04:00	*	*	*	*	*	*	*	*	*	*	*	*	*	*	*	*	*	*	*	*	*	*	*	*	*
16/12/2021	05:00	*	*	*	*	*	*	*	*	*	*	*	*	*	*	*	*	*	*	*	*	*	*	*	*	*
16/12/2021	06:00	*	*	*	*	*	*	*	*	*	*	*	*	*	*	*	*	*	*	*	*	*	*	*	*	*
16/12/2021	07:00	*	*	*	*	*	*	*	*	*	*	*	*	*	*	*	*	*	*	*	*	*	*	*	*	*
16/12/2021	08:00	*	*	*	*	*	*	*	*	*	*	*	*	*	*	*	*	*	*	*	*	*	*	*	*	*
16/12/2021	09:00	*	*	*	*	*	*	*	*	*	*	*	*	*	*	*	*	*	*	*	*	*	*	*	*	*
16/12/2021	10:00	*	*	*	*	*	*	*	*	*	*	*	*	*	*	*	*	*	*	*	*	*	*	*	*	*
16/12/2021	11:00	*	*	*	*	*	*	*	*	*	*	*	*	*	*	*	*	*	*	*	*	*	*	*	*	*
16/12/2021	12:00	*	*	*	*	*	*	*	*	*	*	*	*	*	*	*	*	*	*	*	*	*	*	*	*	*
16/12/2021	13:00	*	*	*	*	*	*	*	*	*	*	*	*	*	*	*	*	*	*	*	*	*	*	*	*	*
16/12/2021	14:00	*	*	*	*	*	*	*	*	*	*	*	*	*	*	*	*	*	*	*	*	*	*	*	*	*
16/12/2021	15:00	*	*	*	*	*	*	*	*	*	*	*	*	*	*	*	*	*	*	*	*	*	*	*	*	*
16/12/2021	16:00	*	*	*	*	*	*	*	*	*	*	*	*	*	*	*	*	*	*	*	*	*	*	*	*	*
16/12/2021	17:00	*	*	*	*	*	*	*	*	*	*	*	*	*	*	*	*	*	*	*	*	*	*	*	*	*
16/12/2021	18:00	*	*	*	*	*	*	*	*	*	*	*	*	*	*	*	*	*	*	*	*	*	*	*	*	*
16/12/2021	19:00	*	*	*	*	*	*	*	*	*	*	*	*	*	*	*	*	*	*	*	*	*	*	*	*	*
16/12/2021	20:00	*	*	*	*	*	*	*	*	*	*	*	*	*	*	*	*	*	*	*	*	*	*	*	*	*
16/12/2021	21:00	*	*	*	*	*	*	*	*	*	*	*	*	*	*	*	*	*	*	*	*	*	*	*	*	*
16/12/2021	22:00	*	*	*	*	*	*	*	*	*	*	*	*	*	*	*	*	*	*	*	*	*	*	*	*	*
16/12/2021	23:00	*	*	*	*	*	*	*	*	*	*	*	*	*	*	*	*	*	*	*	*	*	*	*	*	*
24 Hr Summary		0	0	0	0	0	0	0	0	0	0	0	0	0	0	0	0	0	0	0	0	0	0	*	*	*

Incoming Histogram

2022 Jan Westfield Road flashing

from Tue-Sep-21-2021-03-00-PM to Fri-Jan-14-2022-01-59-PM

Date	Starting Hr:min	<15	15 to <20	20 to <25	25 to <30	30 to <35	35 to <40	40 to <45	45 to <50	50 to <55	55 to <60	60 to <65	65 to <70	70 to <75	75 to <80	80 to <85	85 to <90	90 to <95	95 to <100	100 to >105	Total Counts	85pct Speed	10MPH Pace	% in pace	# of Speeders	% Speeders
17/12/2021	00:00	*	*	*	*	*	*	*	*	*	*	*	*	*	*	*	*	*	*	*	*	*	*	*	*	*
17/12/2021	01:00	*	*	*	*	*	*	*	*	*	*	*	*	*	*	*	*	*	*	*	*	*	*	*	*	*
17/12/2021	02:00	*	*	*	*	*	*	*	*	*	*	*	*	*	*	*	*	*	*	*	*	*	*	*	*	*
17/12/2021	03:00	*	*	*	*	*	*	*	*	*	*	*	*	*	*	*	*	*	*	*	*	*	*	*	*	*
17/12/2021	04:00	*	*	*	*	*	*	*	*	*	*	*	*	*	*	*	*	*	*	*	*	*	*	*	*	*
17/12/2021	05:00	*	*	*	*	*	*	*	*	*	*	*	*	*	*	*	*	*	*	*	*	*	*	*	*	*
17/12/2021	06:00	*	*	*	*	*	*	*	*	*	*	*	*	*	*	*	*	*	*	*	*	*	*	*	*	*
17/12/2021	07:00	*	*	*	*	*	*	*	*	*	*	*	*	*	*	*	*	*	*	*	*	*	*	*	*	*
17/12/2021	08:00	*	*	*	*	*	*	*	*	*	*	*	*	*	*	*	*	*	*	*	*	*	*	*	*	*
17/12/2021	09:00	*	*	*	*	*	*	*	*	*	*	*	*	*	*	*	*	*	*	*	*	*	*	*	*	*
17/12/2021	10:00	*	*	*	*	*	*	*	*	*	*	*	*	*	*	*	*	*	*	*	*	*	*	*	*	*
17/12/2021	11:00	*	*	*	*	*	*	*	*	*	*	*	*	*	*	*	*	*	*	*	*	*	*	*	*	*
17/12/2021	12:00	*	*	*	*	*	*	*	*	*	*	*	*	*	*	*	*	*	*	*	*	*	*	*	*	*
17/12/2021	13:00	*	*	*	*	*	*	*	*	*	*	*	*	*	*	*	*	*	*	*	*	*	*	*	*	*
17/12/2021	14:00	*	*	*	*	*	*	*	*	*	*	*	*	*	*	*	*	*	*	*	*	*	*	*	*	*
17/12/2021	15:00	*	*	*	*	*	*	*	*	*	*	*	*	*	*	*	*	*	*	*	*	*	*	*	*	*
17/12/2021	16:00	*	*	*	*	*	*	*	*	*	*	*	*	*	*	*	*	*	*	*	*	*	*	*	*	*
17/12/2021	17:00	*	*	*	*	*	*	*	*	*	*	*	*	*	*	*	*	*	*	*	*	*	*	*	*	*
17/12/2021	18:00	*	*	*	*	*	*	*	*	*	*	*	*	*	*	*	*	*	*	*	*	*	*	*	*	*
17/12/2021	19:00	*	*	*	*	*	*	*	*	*	*	*	*	*	*	*	*	*	*	*	*	*	*	*	*	*
17/12/2021	20:00	*	*	*	*	*	*	*	*	*	*	*	*	*	*	*	*	*	*	*	*	*	*	*	*	*
17/12/2021	21:00	*	*	*	*	*	*	*	*	*	*	*	*	*	*	*	*	*	*	*	*	*	*	*	*	*
17/12/2021	22:00	*	*	*	*	*	*	*	*	*	*	*	*	*	*	*	*	*	*	*	*	*	*	*	*	*
17/12/2021	23:00	*	*	*	*	*	*	*	*	*	*	*	*	*	*	*	*	*	*	*	*	*	*	*	*	*
24 Hr Summary		0	0	0	0	0	0	0	0	0	0	0	0	0	0	0	0	0	0	0	0	0	0	*	*	*

Incoming Histogram

2022 Jan Westfield Road flashing

from Tue-Sep-21-2021-03-00-PM to Fri-Jan-14-2022-01-59-PM

Date	Starting Hr:min	<15	15 to <20	20 to <25	25 to <30	30 to <35	35 to <40	40 to <45	45 to <50	50 to <55	55 to <60	60 to <65	65 to <70	70 to <75	75 to <80	80 to <85	85 to <90	90 to <95	95 to <100	100 to >105	Total Counts	85pct Speed	10MPH Pace	% in pace	# of Speeders	% Speeders
18/12/2021	00:00	*	*	*	*	*	*	*	*	*	*	*	*	*	*	*	*	*	*	*	*	*	*	*	*	*
18/12/2021	01:00	*	*	*	*	*	*	*	*	*	*	*	*	*	*	*	*	*	*	*	*	*	*	*	*	*
18/12/2021	02:00	*	*	*	*	*	*	*	*	*	*	*	*	*	*	*	*	*	*	*	*	*	*	*	*	*
18/12/2021	03:00	*	*	*	*	*	*	*	*	*	*	*	*	*	*	*	*	*	*	*	*	*	*	*	*	*
18/12/2021	04:00	*	*	*	*	*	*	*	*	*	*	*	*	*	*	*	*	*	*	*	*	*	*	*	*	*
18/12/2021	05:00	*	*	*	*	*	*	*	*	*	*	*	*	*	*	*	*	*	*	*	*	*	*	*	*	*
18/12/2021	06:00	*	*	*	*	*	*	*	*	*	*	*	*	*	*	*	*	*	*	*	*	*	*	*	*	*
18/12/2021	07:00	*	*	*	*	*	*	*	*	*	*	*	*	*	*	*	*	*	*	*	*	*	*	*	*	*
18/12/2021	08:00	*	*	*	*	*	*	*	*	*	*	*	*	*	*	*	*	*	*	*	*	*	*	*	*	*
18/12/2021	09:00	*	*	*	*	*	*	*	*	*	*	*	*	*	*	*	*	*	*	*	*	*	*	*	*	*
18/12/2021	10:00	*	*	*	*	*	*	*	*	*	*	*	*	*	*	*	*	*	*	*	*	*	*	*	*	*
18/12/2021	11:00	*	*	*	*	*	*	*	*	*	*	*	*	*	*	*	*	*	*	*	*	*	*	*	*	*
18/12/2021	12:00	*	*	*	*	*	*	*	*	*	*	*	*	*	*	*	*	*	*	*	*	*	*	*	*	*
18/12/2021	13:00	*	*	*	*	*	*	*	*	*	*	*	*	*	*	*	*	*	*	*	*	*	*	*	*	*
18/12/2021	14:00	*	*	*	*	*	*	*	*	*	*	*	*	*	*	*	*	*	*	*	*	*	*	*	*	*
18/12/2021	15:00	*	*	*	*	*	*	*	*	*	*	*	*	*	*	*	*	*	*	*	*	*	*	*	*	*
18/12/2021	16:00	*	*	*	*	*	*	*	*	*	*	*	*	*	*	*	*	*	*	*	*	*	*	*	*	*
18/12/2021	17:00	*	*	*	*	*	*	*	*	*	*	*	*	*	*	*	*	*	*	*	*	*	*	*	*	*
18/12/2021	18:00	*	*	*	*	*	*	*	*	*	*	*	*	*	*	*	*	*	*	*	*	*	*	*	*	*
18/12/2021	19:00	*	*	*	*	*	*	*	*	*	*	*	*	*	*	*	*	*	*	*	*	*	*	*	*	*
18/12/2021	20:00	*	*	*	*	*	*	*	*	*	*	*	*	*	*	*	*	*	*	*	*	*	*	*	*	*
18/12/2021	21:00	*	*	*	*	*	*	*	*	*	*	*	*	*	*	*	*	*	*	*	*	*	*	*	*	*
18/12/2021	22:00	*	*	*	*	*	*	*	*	*	*	*	*	*	*	*	*	*	*	*	*	*	*	*	*	*
18/12/2021	23:00	*	*	*	*	*	*	*	*	*	*	*	*	*	*	*	*	*	*	*	*	*	*	*	*	*
24 Hr Summary		0	0	0	0	0	0	0	0	0	0	0	0	0	0	0	0	0	0	0	0	0	0	*	*	*

Incoming Histogram

2022 Jan Westfield Road flashing

from Tue-Sep-21-2021-03-00-PM to Fri-Jan-14-2022-01-59-PM

Date	Starting Hr:min	<15	15 to <20	20 to <25	25 to <30	30 to <35	35 to <40	40 to <45	45 to <50	50 to <55	55 to <60	60 to <65	65 to <70	70 to <75	75 to <80	80 to <85	85 to <90	90 to <95	95 to <100	100 to >105	Total Counts	85pct Speed	10MPH Pace	% in pace	# of Speeders	% Speeders
19/12/2021	00:00	*	*	*	*	*	*	*	*	*	*	*	*	*	*	*	*	*	*	*	*	*	*	*	*	*
19/12/2021	01:00	*	*	*	*	*	*	*	*	*	*	*	*	*	*	*	*	*	*	*	*	*	*	*	*	*
19/12/2021	02:00	*	*	*	*	*	*	*	*	*	*	*	*	*	*	*	*	*	*	*	*	*	*	*	*	*
19/12/2021	03:00	*	*	*	*	*	*	*	*	*	*	*	*	*	*	*	*	*	*	*	*	*	*	*	*	*
19/12/2021	04:00	*	*	*	*	*	*	*	*	*	*	*	*	*	*	*	*	*	*	*	*	*	*	*	*	*
19/12/2021	05:00	*	*	*	*	*	*	*	*	*	*	*	*	*	*	*	*	*	*	*	*	*	*	*	*	*
19/12/2021	06:00	*	*	*	*	*	*	*	*	*	*	*	*	*	*	*	*	*	*	*	*	*	*	*	*	*
19/12/2021	07:00	*	*	*	*	*	*	*	*	*	*	*	*	*	*	*	*	*	*	*	*	*	*	*	*	*
19/12/2021	08:00	*	*	*	*	*	*	*	*	*	*	*	*	*	*	*	*	*	*	*	*	*	*	*	*	*
19/12/2021	09:00	*	*	*	*	*	*	*	*	*	*	*	*	*	*	*	*	*	*	*	*	*	*	*	*	*
19/12/2021	10:00	*	*	*	*	*	*	*	*	*	*	*	*	*	*	*	*	*	*	*	*	*	*	*	*	*
19/12/2021	11:00	*	*	*	*	*	*	*	*	*	*	*	*	*	*	*	*	*	*	*	*	*	*	*	*	*
19/12/2021	12:00	*	*	*	*	*	*	*	*	*	*	*	*	*	*	*	*	*	*	*	*	*	*	*	*	*
19/12/2021	13:00	*	*	*	*	*	*	*	*	*	*	*	*	*	*	*	*	*	*	*	*	*	*	*	*	*
19/12/2021	14:00	*	*	*	*	*	*	*	*	*	*	*	*	*	*	*	*	*	*	*	*	*	*	*	*	*
19/12/2021	15:00	*	*	*	*	*	*	*	*	*	*	*	*	*	*	*	*	*	*	*	*	*	*	*	*	*
19/12/2021	16:00	*	*	*	*	*	*	*	*	*	*	*	*	*	*	*	*	*	*	*	*	*	*	*	*	*
19/12/2021	17:00	*	*	*	*	*	*	*	*	*	*	*	*	*	*	*	*	*	*	*	*	*	*	*	*	*
19/12/2021	18:00	*	*	*	*	*	*	*	*	*	*	*	*	*	*	*	*	*	*	*	*	*	*	*	*	*
19/12/2021	19:00	*	*	*	*	*	*	*	*	*	*	*	*	*	*	*	*	*	*	*	*	*	*	*	*	*
19/12/2021	20:00	*	*	*	*	*	*	*	*	*	*	*	*	*	*	*	*	*	*	*	*	*	*	*	*	*
19/12/2021	21:00	*	*	*	*	*	*	*	*	*	*	*	*	*	*	*	*	*	*	*	*	*	*	*	*	*
19/12/2021	22:00	*	*	*	*	*	*	*	*	*	*	*	*	*	*	*	*	*	*	*	*	*	*	*	*	*
19/12/2021	23:00	*	*	*	*	*	*	*	*	*	*	*	*	*	*	*	*	*	*	*	*	*	*	*	*	*
24 Hr Summary		0	0	0	0	0	0	0	0	0	0	0	0	0	0	0	0	0	0	0	0	0	0	*	*	*

Incoming Histogram

2022 Jan Westfield Road flashing

from Tue-Sep-21-2021-03-00-PM to Fri-Jan-14-2022-01-59-PM

Date	Starting Hr:min	<15	15 to <20	20 to <25	25 to <30	30 to <35	35 to <40	40 to <45	45 to <50	50 to <55	55 to <60	60 to <65	65 to <70	70 to <75	75 to <80	80 to <85	85 to <90	90 to <95	95 to <100	100 to >105	Total Counts	85pct Speed	10MPH Pace	% in pace	# of Speeders	% Speeders
20/12/2021	00:00	*	*	*	*	*	*	*	*	*	*	*	*	*	*	*	*	*	*	*	*	*	*	*	*	*
20/12/2021	01:00	*	*	*	*	*	*	*	*	*	*	*	*	*	*	*	*	*	*	*	*	*	*	*	*	*
20/12/2021	02:00	*	*	*	*	*	*	*	*	*	*	*	*	*	*	*	*	*	*	*	*	*	*	*	*	*
20/12/2021	03:00	*	*	*	*	*	*	*	*	*	*	*	*	*	*	*	*	*	*	*	*	*	*	*	*	*
20/12/2021	04:00	*	*	*	*	*	*	*	*	*	*	*	*	*	*	*	*	*	*	*	*	*	*	*	*	*
20/12/2021	05:00	*	*	*	*	*	*	*	*	*	*	*	*	*	*	*	*	*	*	*	*	*	*	*	*	*
20/12/2021	06:00	*	*	*	*	*	*	*	*	*	*	*	*	*	*	*	*	*	*	*	*	*	*	*	*	*
20/12/2021	07:00	*	*	*	*	*	*	*	*	*	*	*	*	*	*	*	*	*	*	*	*	*	*	*	*	*
20/12/2021	08:00	*	*	*	*	*	*	*	*	*	*	*	*	*	*	*	*	*	*	*	*	*	*	*	*	*
20/12/2021	09:00	*	*	*	*	*	*	*	*	*	*	*	*	*	*	*	*	*	*	*	*	*	*	*	*	*
20/12/2021	10:00	*	*	*	*	*	*	*	*	*	*	*	*	*	*	*	*	*	*	*	*	*	*	*	*	*
20/12/2021	11:00	*	*	*	*	*	*	*	*	*	*	*	*	*	*	*	*	*	*	*	*	*	*	*	*	*
20/12/2021	12:00	*	*	*	*	*	*	*	*	*	*	*	*	*	*	*	*	*	*	*	*	*	*	*	*	*
20/12/2021	13:00	*	*	*	*	*	*	*	*	*	*	*	*	*	*	*	*	*	*	*	*	*	*	*	*	*
20/12/2021	14:00	*	*	*	*	*	*	*	*	*	*	*	*	*	*	*	*	*	*	*	*	*	*	*	*	*
20/12/2021	15:00	*	*	*	*	*	*	*	*	*	*	*	*	*	*	*	*	*	*	*	*	*	*	*	*	*
20/12/2021	16:00	*	*	*	*	*	*	*	*	*	*	*	*	*	*	*	*	*	*	*	*	*	*	*	*	*
20/12/2021	17:00	*	*	*	*	*	*	*	*	*	*	*	*	*	*	*	*	*	*	*	*	*	*	*	*	*
20/12/2021	18:00	*	*	*	*	*	*	*	*	*	*	*	*	*	*	*	*	*	*	*	*	*	*	*	*	*
20/12/2021	19:00	*	*	*	*	*	*	*	*	*	*	*	*	*	*	*	*	*	*	*	*	*	*	*	*	*
20/12/2021	20:00	*	*	*	*	*	*	*	*	*	*	*	*	*	*	*	*	*	*	*	*	*	*	*	*	*
20/12/2021	21:00	*	*	*	*	*	*	*	*	*	*	*	*	*	*	*	*	*	*	*	*	*	*	*	*	*
20/12/2021	22:00	*	*	*	*	*	*	*	*	*	*	*	*	*	*	*	*	*	*	*	*	*	*	*	*	*
20/12/2021	23:00	*	*	*	*	*	*	*	*	*	*	*	*	*	*	*	*	*	*	*	*	*	*	*	*	*
24 Hr Summary		0	0	0	0	0	0	0	0	0	0	0	0	0	0	0	0	0	0	0	0	0	0	*	*	*

Incoming Histogram

2022 Jan Westfield Road flashing

from Tue-Sep-21-2021-03-00-PM to Fri-Jan-14-2022-01-59-PM

Date	Starting Hr:min	<15	15 to <20	20 to <25	25 to <30	30 to <35	35 to <40	40 to <45	45 to <50	50 to <55	55 to <60	60 to <65	65 to <70	70 to <75	75 to <80	80 to <85	85 to <90	90 to <95	95 to <100	100 to >105	Total Counts	85pct Speed	10MPH Pace	% in pace	# of Speeders	% Speeders
21/12/2021	00:00	*	*	*	*	*	*	*	*	*	*	*	*	*	*	*	*	*	*	*	*	*	*	*	*	*
21/12/2021	01:00	*	*	*	*	*	*	*	*	*	*	*	*	*	*	*	*	*	*	*	*	*	*	*	*	*
21/12/2021	02:00	*	*	*	*	*	*	*	*	*	*	*	*	*	*	*	*	*	*	*	*	*	*	*	*	*
21/12/2021	03:00	*	*	*	*	*	*	*	*	*	*	*	*	*	*	*	*	*	*	*	*	*	*	*	*	*
21/12/2021	04:00	*	*	*	*	*	*	*	*	*	*	*	*	*	*	*	*	*	*	*	*	*	*	*	*	*
21/12/2021	05:00	*	*	*	*	*	*	*	*	*	*	*	*	*	*	*	*	*	*	*	*	*	*	*	*	*
21/12/2021	06:00	*	*	*	*	*	*	*	*	*	*	*	*	*	*	*	*	*	*	*	*	*	*	*	*	*
21/12/2021	07:00	*	*	*	*	*	*	*	*	*	*	*	*	*	*	*	*	*	*	*	*	*	*	*	*	*
21/12/2021	08:00	*	*	*	*	*	*	*	*	*	*	*	*	*	*	*	*	*	*	*	*	*	*	*	*	*
21/12/2021	09:00	*	*	*	*	*	*	*	*	*	*	*	*	*	*	*	*	*	*	*	*	*	*	*	*	*
21/12/2021	10:00	*	*	*	*	*	*	*	*	*	*	*	*	*	*	*	*	*	*	*	*	*	*	*	*	*
21/12/2021	11:00	*	*	*	*	*	*	*	*	*	*	*	*	*	*	*	*	*	*	*	*	*	*	*	*	*
21/12/2021	12:00	*	*	*	*	*	*	*	*	*	*	*	*	*	*	*	*	*	*	*	*	*	*	*	*	*
21/12/2021	13:00	*	*	*	*	*	*	*	*	*	*	*	*	*	*	*	*	*	*	*	*	*	*	*	*	*
21/12/2021	14:00	*	*	*	*	*	*	*	*	*	*	*	*	*	*	*	*	*	*	*	*	*	*	*	*	*
21/12/2021	15:00	*	*	*	*	*	*	*	*	*	*	*	*	*	*	*	*	*	*	*	*	*	*	*	*	*
21/12/2021	16:00	*	*	*	*	*	*	*	*	*	*	*	*	*	*	*	*	*	*	*	*	*	*	*	*	*
21/12/2021	17:00	*	*	*	*	*	*	*	*	*	*	*	*	*	*	*	*	*	*	*	*	*	*	*	*	*
21/12/2021	18:00	*	*	*	*	*	*	*	*	*	*	*	*	*	*	*	*	*	*	*	*	*	*	*	*	*
21/12/2021	19:00	*	*	*	*	*	*	*	*	*	*	*	*	*	*	*	*	*	*	*	*	*	*	*	*	*
21/12/2021	20:00	*	*	*	*	*	*	*	*	*	*	*	*	*	*	*	*	*	*	*	*	*	*	*	*	*
21/12/2021	21:00	*	*	*	*	*	*	*	*	*	*	*	*	*	*	*	*	*	*	*	*	*	*	*	*	*
21/12/2021	22:00	*	*	*	*	*	*	*	*	*	*	*	*	*	*	*	*	*	*	*	*	*	*	*	*	*
21/12/2021	23:00	*	*	*	*	*	*	*	*	*	*	*	*	*	*	*	*	*	*	*	*	*	*	*	*	*
24 Hr Summary		0	0	0	0	0	0	0	0	0	0	0	0	0	0	0	0	0	0	0	0	0	0	*	*	*

Incoming Histogram

2022 Jan Westfield Road flashing

from Tue-Sep-21-2021-03-00-PM to Fri-Jan-14-2022-01-59-PM

Date	Starting Hr:min	<15	15 to <20	20 to <25	25 to <30	30 to <35	35 to <40	40 to <45	45 to <50	50 to <55	55 to <60	60 to <65	65 to <70	70 to <75	75 to <80	80 to <85	85 to <90	90 to <95	95 to <100	100 to >105	Total Counts	85pct Speed	10MPH Pace	% in pace	# of Speeders	% Speeders
22/12/2021	00:00	*	*	*	*	*	*	*	*	*	*	*	*	*	*	*	*	*	*	*	*	*	*	*	*	*
22/12/2021	01:00	*	*	*	*	*	*	*	*	*	*	*	*	*	*	*	*	*	*	*	*	*	*	*	*	*
22/12/2021	02:00	*	*	*	*	*	*	*	*	*	*	*	*	*	*	*	*	*	*	*	*	*	*	*	*	*
22/12/2021	03:00	*	*	*	*	*	*	*	*	*	*	*	*	*	*	*	*	*	*	*	*	*	*	*	*	*
22/12/2021	04:00	*	*	*	*	*	*	*	*	*	*	*	*	*	*	*	*	*	*	*	*	*	*	*	*	*
22/12/2021	05:00	*	*	*	*	*	*	*	*	*	*	*	*	*	*	*	*	*	*	*	*	*	*	*	*	*
22/12/2021	06:00	*	*	*	*	*	*	*	*	*	*	*	*	*	*	*	*	*	*	*	*	*	*	*	*	*
22/12/2021	07:00	*	*	*	*	*	*	*	*	*	*	*	*	*	*	*	*	*	*	*	*	*	*	*	*	*
22/12/2021	08:00	*	*	*	*	*	*	*	*	*	*	*	*	*	*	*	*	*	*	*	*	*	*	*	*	*
22/12/2021	09:00	*	*	*	*	*	*	*	*	*	*	*	*	*	*	*	*	*	*	*	*	*	*	*	*	*
22/12/2021	10:00	*	*	*	*	*	*	*	*	*	*	*	*	*	*	*	*	*	*	*	*	*	*	*	*	*
22/12/2021	11:00	*	*	*	*	*	*	*	*	*	*	*	*	*	*	*	*	*	*	*	*	*	*	*	*	*
22/12/2021	12:00	*	*	*	*	*	*	*	*	*	*	*	*	*	*	*	*	*	*	*	*	*	*	*	*	*
22/12/2021	13:00	*	*	*	*	*	*	*	*	*	*	*	*	*	*	*	*	*	*	*	*	*	*	*	*	*
22/12/2021	14:00	*	*	*	*	*	*	*	*	*	*	*	*	*	*	*	*	*	*	*	*	*	*	*	*	*
22/12/2021	15:00	*	*	*	*	*	*	*	*	*	*	*	*	*	*	*	*	*	*	*	*	*	*	*	*	*
22/12/2021	16:00	*	*	*	*	*	*	*	*	*	*	*	*	*	*	*	*	*	*	*	*	*	*	*	*	*
22/12/2021	17:00	*	*	*	*	*	*	*	*	*	*	*	*	*	*	*	*	*	*	*	*	*	*	*	*	*
22/12/2021	18:00	*	*	*	*	*	*	*	*	*	*	*	*	*	*	*	*	*	*	*	*	*	*	*	*	*
22/12/2021	19:00	*	*	*	*	*	*	*	*	*	*	*	*	*	*	*	*	*	*	*	*	*	*	*	*	*
22/12/2021	20:00	*	*	*	*	*	*	*	*	*	*	*	*	*	*	*	*	*	*	*	*	*	*	*	*	*
22/12/2021	21:00	*	*	*	*	*	*	*	*	*	*	*	*	*	*	*	*	*	*	*	*	*	*	*	*	*
22/12/2021	22:00	*	*	*	*	*	*	*	*	*	*	*	*	*	*	*	*	*	*	*	*	*	*	*	*	*
22/12/2021	23:00	*	*	*	*	*	*	*	*	*	*	*	*	*	*	*	*	*	*	*	*	*	*	*	*	*
24 Hr Summary		0	0	0	0	0	0	0	0	0	0	0	0	0	0	0	0	0	0	0	0	0	0	*	*	*

Incoming Histogram

2022 Jan Westfield Road flashing

from Tue-Sep-21-2021-03-00-PM to Fri-Jan-14-2022-01-59-PM

Date	Starting Hr:min	<15	15 to <20	20 to <25	25 to <30	30 to <35	35 to <40	40 to <45	45 to <50	50 to <55	55 to <60	60 to <65	65 to <70	70 to <75	75 to <80	80 to <85	85 to <90	90 to <95	95 to <100	100 to >105	Total Counts	85pct Speed	10MPH Pace	% in pace	# of Speeders	% Speeders
23/12/2021	00:00	*	*	*	*	*	*	*	*	*	*	*	*	*	*	*	*	*	*	*	*	*	*	*	*	*
23/12/2021	01:00	*	*	*	*	*	*	*	*	*	*	*	*	*	*	*	*	*	*	*	*	*	*	*	*	*
23/12/2021	02:00	*	*	*	*	*	*	*	*	*	*	*	*	*	*	*	*	*	*	*	*	*	*	*	*	*
23/12/2021	03:00	*	*	*	*	*	*	*	*	*	*	*	*	*	*	*	*	*	*	*	*	*	*	*	*	*
23/12/2021	04:00	*	*	*	*	*	*	*	*	*	*	*	*	*	*	*	*	*	*	*	*	*	*	*	*	*
23/12/2021	05:00	*	*	*	*	*	*	*	*	*	*	*	*	*	*	*	*	*	*	*	*	*	*	*	*	*
23/12/2021	06:00	*	*	*	*	*	*	*	*	*	*	*	*	*	*	*	*	*	*	*	*	*	*	*	*	*
23/12/2021	07:00	*	*	*	*	*	*	*	*	*	*	*	*	*	*	*	*	*	*	*	*	*	*	*	*	*
23/12/2021	08:00	*	*	*	*	*	*	*	*	*	*	*	*	*	*	*	*	*	*	*	*	*	*	*	*	*
23/12/2021	09:00	*	*	*	*	*	*	*	*	*	*	*	*	*	*	*	*	*	*	*	*	*	*	*	*	*
23/12/2021	10:00	*	*	*	*	*	*	*	*	*	*	*	*	*	*	*	*	*	*	*	*	*	*	*	*	*
23/12/2021	11:00	*	*	*	*	*	*	*	*	*	*	*	*	*	*	*	*	*	*	*	*	*	*	*	*	*
23/12/2021	12:00	*	*	*	*	*	*	*	*	*	*	*	*	*	*	*	*	*	*	*	*	*	*	*	*	*
23/12/2021	13:00	*	*	*	*	*	*	*	*	*	*	*	*	*	*	*	*	*	*	*	*	*	*	*	*	*
23/12/2021	14:00	*	*	*	*	*	*	*	*	*	*	*	*	*	*	*	*	*	*	*	*	*	*	*	*	*
23/12/2021	15:00	*	*	*	*	*	*	*	*	*	*	*	*	*	*	*	*	*	*	*	*	*	*	*	*	*
23/12/2021	16:00	*	*	*	*	*	*	*	*	*	*	*	*	*	*	*	*	*	*	*	*	*	*	*	*	*
23/12/2021	17:00	*	*	*	*	*	*	*	*	*	*	*	*	*	*	*	*	*	*	*	*	*	*	*	*	*
23/12/2021	18:00	*	*	*	*	*	*	*	*	*	*	*	*	*	*	*	*	*	*	*	*	*	*	*	*	*
23/12/2021	19:00	*	*	*	*	*	*	*	*	*	*	*	*	*	*	*	*	*	*	*	*	*	*	*	*	*
23/12/2021	20:00	*	*	*	*	*	*	*	*	*	*	*	*	*	*	*	*	*	*	*	*	*	*	*	*	*
23/12/2021	21:00	*	*	*	*	*	*	*	*	*	*	*	*	*	*	*	*	*	*	*	*	*	*	*	*	*
23/12/2021	22:00	*	*	*	*	*	*	*	*	*	*	*	*	*	*	*	*	*	*	*	*	*	*	*	*	*
23/12/2021	23:00	*	*	*	*	*	*	*	*	*	*	*	*	*	*	*	*	*	*	*	*	*	*	*	*	*
24 Hr Summary		0	0	0	0	0	0	0	0	0	0	0	0	0	0	0	0	0	0	0	0	0	0	*	*	*

Incoming Histogram

2022 Jan Westfield Road flashing

from Tue-Sep-21-2021-03-00-PM to Fri-Jan-14-2022-01-59-PM

Date	Starting Hr:min	<15	15 to <20	20 to <25	25 to <30	30 to <35	35 to <40	40 to <45	45 to <50	50 to <55	55 to <60	60 to <65	65 to <70	70 to <75	75 to <80	80 to <85	85 to <90	90 to <95	95 to <100	100 to >105	Total Counts	85pct Speed	10MPH Pace	% in pace	# of Speeders	% Speeders
24/12/2021	00:00	*	*	*	*	*	*	*	*	*	*	*	*	*	*	*	*	*	*	*	*	*	*	*	*	*
24/12/2021	01:00	*	*	*	*	*	*	*	*	*	*	*	*	*	*	*	*	*	*	*	*	*	*	*	*	*
24/12/2021	02:00	*	*	*	*	*	*	*	*	*	*	*	*	*	*	*	*	*	*	*	*	*	*	*	*	*
24/12/2021	03:00	*	*	*	*	*	*	*	*	*	*	*	*	*	*	*	*	*	*	*	*	*	*	*	*	*
24/12/2021	04:00	*	*	*	*	*	*	*	*	*	*	*	*	*	*	*	*	*	*	*	*	*	*	*	*	*
24/12/2021	05:00	*	*	*	*	*	*	*	*	*	*	*	*	*	*	*	*	*	*	*	*	*	*	*	*	*
24/12/2021	06:00	*	*	*	*	*	*	*	*	*	*	*	*	*	*	*	*	*	*	*	*	*	*	*	*	*
24/12/2021	07:00	*	*	*	*	*	*	*	*	*	*	*	*	*	*	*	*	*	*	*	*	*	*	*	*	*
24/12/2021	08:00	*	*	*	*	*	*	*	*	*	*	*	*	*	*	*	*	*	*	*	*	*	*	*	*	*
24/12/2021	09:00	*	*	*	*	*	*	*	*	*	*	*	*	*	*	*	*	*	*	*	*	*	*	*	*	*
24/12/2021	10:00	*	*	*	*	*	*	*	*	*	*	*	*	*	*	*	*	*	*	*	*	*	*	*	*	*
24/12/2021	11:00	*	*	*	*	*	*	*	*	*	*	*	*	*	*	*	*	*	*	*	*	*	*	*	*	*
24/12/2021	12:00	*	*	*	*	*	*	*	*	*	*	*	*	*	*	*	*	*	*	*	*	*	*	*	*	*
24/12/2021	13:00	*	*	*	*	*	*	*	*	*	*	*	*	*	*	*	*	*	*	*	*	*	*	*	*	*
24/12/2021	14:00	*	*	*	*	*	*	*	*	*	*	*	*	*	*	*	*	*	*	*	*	*	*	*	*	*
24/12/2021	15:00	*	*	*	*	*	*	*	*	*	*	*	*	*	*	*	*	*	*	*	*	*	*	*	*	*
24/12/2021	16:00	*	*	*	*	*	*	*	*	*	*	*	*	*	*	*	*	*	*	*	*	*	*	*	*	*
24/12/2021	17:00	*	*	*	*	*	*	*	*	*	*	*	*	*	*	*	*	*	*	*	*	*	*	*	*	*
24/12/2021	18:00	*	*	*	*	*	*	*	*	*	*	*	*	*	*	*	*	*	*	*	*	*	*	*	*	*
24/12/2021	19:00	*	*	*	*	*	*	*	*	*	*	*	*	*	*	*	*	*	*	*	*	*	*	*	*	*
24/12/2021	20:00	*	*	*	*	*	*	*	*	*	*	*	*	*	*	*	*	*	*	*	*	*	*	*	*	*
24/12/2021	21:00	*	*	*	*	*	*	*	*	*	*	*	*	*	*	*	*	*	*	*	*	*	*	*	*	*
24/12/2021	22:00	*	*	*	*	*	*	*	*	*	*	*	*	*	*	*	*	*	*	*	*	*	*	*	*	*
24/12/2021	23:00	*	*	*	*	*	*	*	*	*	*	*	*	*	*	*	*	*	*	*	*	*	*	*	*	*
24 Hr Summary		0	0	0	0	0	0	0	0	0	0	0	0	0	0	0	0	0	0	0	0	0	0	*	*	*

Incoming Histogram

2022 Jan Westfield Road flashing

from Tue-Sep-21-2021-03-00-PM to Fri-Jan-14-2022-01-59-PM

Date	Starting Hr:min	<15	15 to <20	20 to <25	25 to <30	30 to <35	35 to <40	40 to <45	45 to <50	50 to <55	55 to <60	60 to <65	65 to <70	70 to <75	75 to <80	80 to <85	85 to <90	90 to <95	95 to <100	100 to >105	Total Counts	85pct Speed	10MPH Pace	% in pace	# of Speeders	% Speeders
25/12/2021	00:00	*	*	*	*	*	*	*	*	*	*	*	*	*	*	*	*	*	*	*	*	*	*	*	*	*
25/12/2021	01:00	*	*	*	*	*	*	*	*	*	*	*	*	*	*	*	*	*	*	*	*	*	*	*	*	*
25/12/2021	02:00	*	*	*	*	*	*	*	*	*	*	*	*	*	*	*	*	*	*	*	*	*	*	*	*	*
25/12/2021	03:00	*	*	*	*	*	*	*	*	*	*	*	*	*	*	*	*	*	*	*	*	*	*	*	*	*
25/12/2021	04:00	*	*	*	*	*	*	*	*	*	*	*	*	*	*	*	*	*	*	*	*	*	*	*	*	*
25/12/2021	05:00	*	*	*	*	*	*	*	*	*	*	*	*	*	*	*	*	*	*	*	*	*	*	*	*	*
25/12/2021	06:00	*	*	*	*	*	*	*	*	*	*	*	*	*	*	*	*	*	*	*	*	*	*	*	*	*
25/12/2021	07:00	*	*	*	*	*	*	*	*	*	*	*	*	*	*	*	*	*	*	*	*	*	*	*	*	*
25/12/2021	08:00	*	*	*	*	*	*	*	*	*	*	*	*	*	*	*	*	*	*	*	*	*	*	*	*	*
25/12/2021	09:00	*	*	*	*	*	*	*	*	*	*	*	*	*	*	*	*	*	*	*	*	*	*	*	*	*
25/12/2021	10:00	*	*	*	*	*	*	*	*	*	*	*	*	*	*	*	*	*	*	*	*	*	*	*	*	*
25/12/2021	11:00	*	*	*	*	*	*	*	*	*	*	*	*	*	*	*	*	*	*	*	*	*	*	*	*	*
25/12/2021	12:00	*	*	*	*	*	*	*	*	*	*	*	*	*	*	*	*	*	*	*	*	*	*	*	*	*
25/12/2021	13:00	*	*	*	*	*	*	*	*	*	*	*	*	*	*	*	*	*	*	*	*	*	*	*	*	*
25/12/2021	14:00	*	*	*	*	*	*	*	*	*	*	*	*	*	*	*	*	*	*	*	*	*	*	*	*	*
25/12/2021	15:00	*	*	*	*	*	*	*	*	*	*	*	*	*	*	*	*	*	*	*	*	*	*	*	*	*
25/12/2021	16:00	*	*	*	*	*	*	*	*	*	*	*	*	*	*	*	*	*	*	*	*	*	*	*	*	*
25/12/2021	17:00	*	*	*	*	*	*	*	*	*	*	*	*	*	*	*	*	*	*	*	*	*	*	*	*	*
25/12/2021	18:00	*	*	*	*	*	*	*	*	*	*	*	*	*	*	*	*	*	*	*	*	*	*	*	*	*
25/12/2021	19:00	*	*	*	*	*	*	*	*	*	*	*	*	*	*	*	*	*	*	*	*	*	*	*	*	*
25/12/2021	20:00	*	*	*	*	*	*	*	*	*	*	*	*	*	*	*	*	*	*	*	*	*	*	*	*	*
25/12/2021	21:00	*	*	*	*	*	*	*	*	*	*	*	*	*	*	*	*	*	*	*	*	*	*	*	*	*
25/12/2021	22:00	*	*	*	*	*	*	*	*	*	*	*	*	*	*	*	*	*	*	*	*	*	*	*	*	*
25/12/2021	23:00	*	*	*	*	*	*	*	*	*	*	*	*	*	*	*	*	*	*	*	*	*	*	*	*	*
24 Hr Summary		0	0	0	0	0	0	0	0	0	0	0	0	0	0	0	0	0	0	0	0	0	0	*	*	*

Incoming Histogram

2022 Jan Westfield Road flashing

from Tue-Sep-21-2021-03-00-PM to Fri-Jan-14-2022-01-59-PM

Date	Starting Hr:min	<15	15 to <20	20 to <25	25 to <30	30 to <35	35 to <40	40 to <45	45 to <50	50 to <55	55 to <60	60 to <65	65 to <70	70 to <75	75 to <80	80 to <85	85 to <90	90 to <95	95 to <100	100 to >105	Total Counts	85pct Speed	10MPH Pace	% in pace	# of Speeders	% Speeders
26/12/2021	00:00	*	*	*	*	*	*	*	*	*	*	*	*	*	*	*	*	*	*	*	*	*	*	*	*	*
26/12/2021	01:00	*	*	*	*	*	*	*	*	*	*	*	*	*	*	*	*	*	*	*	*	*	*	*	*	*
26/12/2021	02:00	*	*	*	*	*	*	*	*	*	*	*	*	*	*	*	*	*	*	*	*	*	*	*	*	*
26/12/2021	03:00	*	*	*	*	*	*	*	*	*	*	*	*	*	*	*	*	*	*	*	*	*	*	*	*	*
26/12/2021	04:00	*	*	*	*	*	*	*	*	*	*	*	*	*	*	*	*	*	*	*	*	*	*	*	*	*
26/12/2021	05:00	*	*	*	*	*	*	*	*	*	*	*	*	*	*	*	*	*	*	*	*	*	*	*	*	*
26/12/2021	06:00	*	*	*	*	*	*	*	*	*	*	*	*	*	*	*	*	*	*	*	*	*	*	*	*	*
26/12/2021	07:00	*	*	*	*	*	*	*	*	*	*	*	*	*	*	*	*	*	*	*	*	*	*	*	*	*
26/12/2021	08:00	*	*	*	*	*	*	*	*	*	*	*	*	*	*	*	*	*	*	*	*	*	*	*	*	*
26/12/2021	09:00	*	*	*	*	*	*	*	*	*	*	*	*	*	*	*	*	*	*	*	*	*	*	*	*	*
26/12/2021	10:00	*	*	*	*	*	*	*	*	*	*	*	*	*	*	*	*	*	*	*	*	*	*	*	*	*
26/12/2021	11:00	*	*	*	*	*	*	*	*	*	*	*	*	*	*	*	*	*	*	*	*	*	*	*	*	*
26/12/2021	12:00	*	*	*	*	*	*	*	*	*	*	*	*	*	*	*	*	*	*	*	*	*	*	*	*	*
26/12/2021	13:00	*	*	*	*	*	*	*	*	*	*	*	*	*	*	*	*	*	*	*	*	*	*	*	*	*
26/12/2021	14:00	*	*	*	*	*	*	*	*	*	*	*	*	*	*	*	*	*	*	*	*	*	*	*	*	*
26/12/2021	15:00	*	*	*	*	*	*	*	*	*	*	*	*	*	*	*	*	*	*	*	*	*	*	*	*	*
26/12/2021	16:00	*	*	*	*	*	*	*	*	*	*	*	*	*	*	*	*	*	*	*	*	*	*	*	*	*
26/12/2021	17:00	*	*	*	*	*	*	*	*	*	*	*	*	*	*	*	*	*	*	*	*	*	*	*	*	*
26/12/2021	18:00	*	*	*	*	*	*	*	*	*	*	*	*	*	*	*	*	*	*	*	*	*	*	*	*	*
26/12/2021	19:00	*	*	*	*	*	*	*	*	*	*	*	*	*	*	*	*	*	*	*	*	*	*	*	*	*
26/12/2021	20:00	*	*	*	*	*	*	*	*	*	*	*	*	*	*	*	*	*	*	*	*	*	*	*	*	*
26/12/2021	21:00	*	*	*	*	*	*	*	*	*	*	*	*	*	*	*	*	*	*	*	*	*	*	*	*	*
26/12/2021	22:00	*	*	*	*	*	*	*	*	*	*	*	*	*	*	*	*	*	*	*	*	*	*	*	*	*
26/12/2021	23:00	*	*	*	*	*	*	*	*	*	*	*	*	*	*	*	*	*	*	*	*	*	*	*	*	*
24 Hr Summary		0	0	0	0	0	0	0	0	0	0	0	0	0	0	0	0	0	0	0	0	0	0	*	*	*

Incoming Histogram

2022 Jan Westfield Road flashing

from Tue-Sep-21-2021-03-00-PM to Fri-Jan-14-2022-01-59-PM

Date	Starting Hr:min	<15	15 to <20	20 to <25	25 to <30	30 to <35	35 to <40	40 to <45	45 to <50	50 to <55	55 to <60	60 to <65	65 to <70	70 to <75	75 to <80	80 to <85	85 to <90	90 to <95	95 to <100	100 to >105	Total Counts	85pct Speed	10MPH Pace	% in pace	# of Speeders	% Speeders
27/12/2021	00:00	*	*	*	*	*	*	*	*	*	*	*	*	*	*	*	*	*	*	*	*	*	*	*	*	*
27/12/2021	01:00	*	*	*	*	*	*	*	*	*	*	*	*	*	*	*	*	*	*	*	*	*	*	*	*	*
27/12/2021	02:00	*	*	*	*	*	*	*	*	*	*	*	*	*	*	*	*	*	*	*	*	*	*	*	*	*
27/12/2021	03:00	*	*	*	*	*	*	*	*	*	*	*	*	*	*	*	*	*	*	*	*	*	*	*	*	*
27/12/2021	04:00	*	*	*	*	*	*	*	*	*	*	*	*	*	*	*	*	*	*	*	*	*	*	*	*	*
27/12/2021	05:00	*	*	*	*	*	*	*	*	*	*	*	*	*	*	*	*	*	*	*	*	*	*	*	*	*
27/12/2021	06:00	*	*	*	*	*	*	*	*	*	*	*	*	*	*	*	*	*	*	*	*	*	*	*	*	*
27/12/2021	07:00	*	*	*	*	*	*	*	*	*	*	*	*	*	*	*	*	*	*	*	*	*	*	*	*	*
27/12/2021	08:00	*	*	*	*	*	*	*	*	*	*	*	*	*	*	*	*	*	*	*	*	*	*	*	*	*
27/12/2021	09:00	*	*	*	*	*	*	*	*	*	*	*	*	*	*	*	*	*	*	*	*	*	*	*	*	*
27/12/2021	10:00	*	*	*	*	*	*	*	*	*	*	*	*	*	*	*	*	*	*	*	*	*	*	*	*	*
27/12/2021	11:00	*	*	*	*	*	*	*	*	*	*	*	*	*	*	*	*	*	*	*	*	*	*	*	*	*
27/12/2021	12:00	*	*	*	*	*	*	*	*	*	*	*	*	*	*	*	*	*	*	*	*	*	*	*	*	*
27/12/2021	13:00	*	*	*	*	*	*	*	*	*	*	*	*	*	*	*	*	*	*	*	*	*	*	*	*	*
27/12/2021	14:00	*	*	*	*	*	*	*	*	*	*	*	*	*	*	*	*	*	*	*	*	*	*	*	*	*
27/12/2021	15:00	*	*	*	*	*	*	*	*	*	*	*	*	*	*	*	*	*	*	*	*	*	*	*	*	*
27/12/2021	16:00	*	*	*	*	*	*	*	*	*	*	*	*	*	*	*	*	*	*	*	*	*	*	*	*	*
27/12/2021	17:00	*	*	*	*	*	*	*	*	*	*	*	*	*	*	*	*	*	*	*	*	*	*	*	*	*
27/12/2021	18:00	*	*	*	*	*	*	*	*	*	*	*	*	*	*	*	*	*	*	*	*	*	*	*	*	*
27/12/2021	19:00	*	*	*	*	*	*	*	*	*	*	*	*	*	*	*	*	*	*	*	*	*	*	*	*	*
27/12/2021	20:00	*	*	*	*	*	*	*	*	*	*	*	*	*	*	*	*	*	*	*	*	*	*	*	*	*
27/12/2021	21:00	*	*	*	*	*	*	*	*	*	*	*	*	*	*	*	*	*	*	*	*	*	*	*	*	*
27/12/2021	22:00	*	*	*	*	*	*	*	*	*	*	*	*	*	*	*	*	*	*	*	*	*	*	*	*	*
27/12/2021	23:00	*	*	*	*	*	*	*	*	*	*	*	*	*	*	*	*	*	*	*	*	*	*	*	*	*
24 Hr Summary		0	0	0	0	0	0	0	0	0	0	0	0	0	0	0	0	0	0	0	0	0	0	*	*	*

Incoming Histogram

2022 Jan Westfield Road flashing

from Tue-Sep-21-2021-03-00-PM to Fri-Jan-14-2022-01-59-PM

Date	Starting Hr:min	<15	15 to <20	20 to <25	25 to <30	30 to <35	35 to <40	40 to <45	45 to <50	50 to <55	55 to <60	60 to <65	65 to <70	70 to <75	75 to <80	80 to <85	85 to <90	90 to <95	95 to <100	100 to >105	Total Counts	85pct Speed	10MPH Pace	% in pace	# of Speeders	% Speeders
28/12/2021	00:00	*	*	*	*	*	*	*	*	*	*	*	*	*	*	*	*	*	*	*	*	*	*	*	*	*
28/12/2021	01:00	*	*	*	*	*	*	*	*	*	*	*	*	*	*	*	*	*	*	*	*	*	*	*	*	*
28/12/2021	02:00	*	*	*	*	*	*	*	*	*	*	*	*	*	*	*	*	*	*	*	*	*	*	*	*	*
28/12/2021	03:00	*	*	*	*	*	*	*	*	*	*	*	*	*	*	*	*	*	*	*	*	*	*	*	*	*
28/12/2021	04:00	*	*	*	*	*	*	*	*	*	*	*	*	*	*	*	*	*	*	*	*	*	*	*	*	*
28/12/2021	05:00	*	*	*	*	*	*	*	*	*	*	*	*	*	*	*	*	*	*	*	*	*	*	*	*	*
28/12/2021	06:00	*	*	*	*	*	*	*	*	*	*	*	*	*	*	*	*	*	*	*	*	*	*	*	*	*
28/12/2021	07:00	*	*	*	*	*	*	*	*	*	*	*	*	*	*	*	*	*	*	*	*	*	*	*	*	*
28/12/2021	08:00	*	*	*	*	*	*	*	*	*	*	*	*	*	*	*	*	*	*	*	*	*	*	*	*	*
28/12/2021	09:00	*	*	*	*	*	*	*	*	*	*	*	*	*	*	*	*	*	*	*	*	*	*	*	*	*
28/12/2021	10:00	*	*	*	*	*	*	*	*	*	*	*	*	*	*	*	*	*	*	*	*	*	*	*	*	*
28/12/2021	11:00	*	*	*	*	*	*	*	*	*	*	*	*	*	*	*	*	*	*	*	*	*	*	*	*	*
28/12/2021	12:00	*	*	*	*	*	*	*	*	*	*	*	*	*	*	*	*	*	*	*	*	*	*	*	*	*
28/12/2021	13:00	*	*	*	*	*	*	*	*	*	*	*	*	*	*	*	*	*	*	*	*	*	*	*	*	*
28/12/2021	14:00	*	*	*	*	*	*	*	*	*	*	*	*	*	*	*	*	*	*	*	*	*	*	*	*	*
28/12/2021	15:00	*	*	*	*	*	*	*	*	*	*	*	*	*	*	*	*	*	*	*	*	*	*	*	*	*
28/12/2021	16:00	*	*	*	*	*	*	*	*	*	*	*	*	*	*	*	*	*	*	*	*	*	*	*	*	*
28/12/2021	17:00	*	*	*	*	*	*	*	*	*	*	*	*	*	*	*	*	*	*	*	*	*	*	*	*	*
28/12/2021	18:00	*	*	*	*	*	*	*	*	*	*	*	*	*	*	*	*	*	*	*	*	*	*	*	*	*
28/12/2021	19:00	*	*	*	*	*	*	*	*	*	*	*	*	*	*	*	*	*	*	*	*	*	*	*	*	*
28/12/2021	20:00	*	*	*	*	*	*	*	*	*	*	*	*	*	*	*	*	*	*	*	*	*	*	*	*	*
28/12/2021	21:00	*	*	*	*	*	*	*	*	*	*	*	*	*	*	*	*	*	*	*	*	*	*	*	*	*
28/12/2021	22:00	*	*	*	*	*	*	*	*	*	*	*	*	*	*	*	*	*	*	*	*	*	*	*	*	*
28/12/2021	23:00	*	*	*	*	*	*	*	*	*	*	*	*	*	*	*	*	*	*	*	*	*	*	*	*	*
24 Hr Summary		0	0	0	0	0	0	0	0	0	0	0	0	0	0	0	0	0	0	0	0	0	0	*	*	*

Incoming Histogram

2022 Jan Westfield Road flashing

from Tue-Sep-21-2021-03-00-PM to Fri-Jan-14-2022-01-59-PM

Date	Starting Hr:min	<15	15 to <20	20 to <25	25 to <30	30 to <35	35 to <40	40 to <45	45 to <50	50 to <55	55 to <60	60 to <65	65 to <70	70 to <75	75 to <80	80 to <85	85 to <90	90 to <95	95 to <100	100 to >105	Total Counts	85pct Speed	10MPH Pace	% in pace	# of Speeders	% Speeders
29/12/2021	00:00	*	*	*	*	*	*	*	*	*	*	*	*	*	*	*	*	*	*	*	*	*	*	*	*	*
29/12/2021	01:00	*	*	*	*	*	*	*	*	*	*	*	*	*	*	*	*	*	*	*	*	*	*	*	*	*
29/12/2021	02:00	*	*	*	*	*	*	*	*	*	*	*	*	*	*	*	*	*	*	*	*	*	*	*	*	*
29/12/2021	03:00	*	*	*	*	*	*	*	*	*	*	*	*	*	*	*	*	*	*	*	*	*	*	*	*	*
29/12/2021	04:00	*	*	*	*	*	*	*	*	*	*	*	*	*	*	*	*	*	*	*	*	*	*	*	*	*
29/12/2021	05:00	*	*	*	*	*	*	*	*	*	*	*	*	*	*	*	*	*	*	*	*	*	*	*	*	*
29/12/2021	06:00	*	*	*	*	*	*	*	*	*	*	*	*	*	*	*	*	*	*	*	*	*	*	*	*	*
29/12/2021	07:00	*	*	*	*	*	*	*	*	*	*	*	*	*	*	*	*	*	*	*	*	*	*	*	*	*
29/12/2021	08:00	*	*	*	*	*	*	*	*	*	*	*	*	*	*	*	*	*	*	*	*	*	*	*	*	*
29/12/2021	09:00	*	*	*	*	*	*	*	*	*	*	*	*	*	*	*	*	*	*	*	*	*	*	*	*	*
29/12/2021	10:00	*	*	*	*	*	*	*	*	*	*	*	*	*	*	*	*	*	*	*	*	*	*	*	*	*
29/12/2021	11:00	*	*	*	*	*	*	*	*	*	*	*	*	*	*	*	*	*	*	*	*	*	*	*	*	*
29/12/2021	12:00	*	*	*	*	*	*	*	*	*	*	*	*	*	*	*	*	*	*	*	*	*	*	*	*	*
29/12/2021	13:00	*	*	*	*	*	*	*	*	*	*	*	*	*	*	*	*	*	*	*	*	*	*	*	*	*
29/12/2021	14:00	*	*	*	*	*	*	*	*	*	*	*	*	*	*	*	*	*	*	*	*	*	*	*	*	*
29/12/2021	15:00	*	*	*	*	*	*	*	*	*	*	*	*	*	*	*	*	*	*	*	*	*	*	*	*	*
29/12/2021	16:00	*	*	*	*	*	*	*	*	*	*	*	*	*	*	*	*	*	*	*	*	*	*	*	*	*
29/12/2021	17:00	*	*	*	*	*	*	*	*	*	*	*	*	*	*	*	*	*	*	*	*	*	*	*	*	*
29/12/2021	18:00	*	*	*	*	*	*	*	*	*	*	*	*	*	*	*	*	*	*	*	*	*	*	*	*	*
29/12/2021	19:00	*	*	*	*	*	*	*	*	*	*	*	*	*	*	*	*	*	*	*	*	*	*	*	*	*
29/12/2021	20:00	*	*	*	*	*	*	*	*	*	*	*	*	*	*	*	*	*	*	*	*	*	*	*	*	*
29/12/2021	21:00	*	*	*	*	*	*	*	*	*	*	*	*	*	*	*	*	*	*	*	*	*	*	*	*	*
29/12/2021	22:00	*	*	*	*	*	*	*	*	*	*	*	*	*	*	*	*	*	*	*	*	*	*	*	*	*
29/12/2021	23:00	*	*	*	*	*	*	*	*	*	*	*	*	*	*	*	*	*	*	*	*	*	*	*	*	*
24 Hr Summary		0	0	0	0	0	0	0	0	0	0	0	0	0	0	0	0	0	0	0	0	0	0	*	*	*

Incoming Histogram

2022 Jan Westfield Road flashing

from Tue-Sep-21-2021-03-00-PM to Fri-Jan-14-2022-01-59-PM

Date	Starting Hr:min	<15	15 to <20	20 to <25	25 to <30	30 to <35	35 to <40	40 to <45	45 to <50	50 to <55	55 to <60	60 to <65	65 to <70	70 to <75	75 to <80	80 to <85	85 to <90	90 to <95	95 to <100	100 to >105	Total Counts	85pct Speed	10MPH Pace	% in pace	# of Speeders	% Speeders
30/12/2021	00:00	*	*	*	*	*	*	*	*	*	*	*	*	*	*	*	*	*	*	*	*	*	*	*	*	*
30/12/2021	01:00	*	*	*	*	*	*	*	*	*	*	*	*	*	*	*	*	*	*	*	*	*	*	*	*	*
30/12/2021	02:00	*	*	*	*	*	*	*	*	*	*	*	*	*	*	*	*	*	*	*	*	*	*	*	*	*
30/12/2021	03:00	*	*	*	*	*	*	*	*	*	*	*	*	*	*	*	*	*	*	*	*	*	*	*	*	*
30/12/2021	04:00	*	*	*	*	*	*	*	*	*	*	*	*	*	*	*	*	*	*	*	*	*	*	*	*	*
30/12/2021	05:00	*	*	*	*	*	*	*	*	*	*	*	*	*	*	*	*	*	*	*	*	*	*	*	*	*
30/12/2021	06:00	*	*	*	*	*	*	*	*	*	*	*	*	*	*	*	*	*	*	*	*	*	*	*	*	*
30/12/2021	07:00	*	*	*	*	*	*	*	*	*	*	*	*	*	*	*	*	*	*	*	*	*	*	*	*	*
30/12/2021	08:00	*	*	*	*	*	*	*	*	*	*	*	*	*	*	*	*	*	*	*	*	*	*	*	*	*
30/12/2021	09:00	*	*	*	*	*	*	*	*	*	*	*	*	*	*	*	*	*	*	*	*	*	*	*	*	*
30/12/2021	10:00	*	*	*	*	*	*	*	*	*	*	*	*	*	*	*	*	*	*	*	*	*	*	*	*	*
30/12/2021	11:00	*	*	*	*	*	*	*	*	*	*	*	*	*	*	*	*	*	*	*	*	*	*	*	*	*
30/12/2021	12:00	*	*	*	*	*	*	*	*	*	*	*	*	*	*	*	*	*	*	*	*	*	*	*	*	*
30/12/2021	13:00	*	*	*	*	*	*	*	*	*	*	*	*	*	*	*	*	*	*	*	*	*	*	*	*	*
30/12/2021	14:00	*	*	*	*	*	*	*	*	*	*	*	*	*	*	*	*	*	*	*	*	*	*	*	*	*
30/12/2021	15:00	*	*	*	*	*	*	*	*	*	*	*	*	*	*	*	*	*	*	*	*	*	*	*	*	*
30/12/2021	16:00	*	*	*	*	*	*	*	*	*	*	*	*	*	*	*	*	*	*	*	*	*	*	*	*	*
30/12/2021	17:00	*	*	*	*	*	*	*	*	*	*	*	*	*	*	*	*	*	*	*	*	*	*	*	*	*
30/12/2021	18:00	*	*	*	*	*	*	*	*	*	*	*	*	*	*	*	*	*	*	*	*	*	*	*	*	*
30/12/2021	19:00	*	*	*	*	*	*	*	*	*	*	*	*	*	*	*	*	*	*	*	*	*	*	*	*	*
30/12/2021	20:00	*	*	*	*	*	*	*	*	*	*	*	*	*	*	*	*	*	*	*	*	*	*	*	*	*
30/12/2021	21:00	*	*	*	*	*	*	*	*	*	*	*	*	*	*	*	*	*	*	*	*	*	*	*	*	*
30/12/2021	22:00	*	*	*	*	*	*	*	*	*	*	*	*	*	*	*	*	*	*	*	*	*	*	*	*	*
30/12/2021	23:00	*	*	*	*	*	*	*	*	*	*	*	*	*	*	*	*	*	*	*	*	*	*	*	*	*
24 Hr Summary		0	0	0	0	0	0	0	0	0	0	0	0	0	0	0	0	0	0	0	0	0	0	*	*	*

Incoming Histogram

2022 Jan Westfield Road flashing

from Tue-Sep-21-2021-03-00-PM to Fri-Jan-14-2022-01-59-PM

Date	Starting Hr:min	<15	15 to <20	20 to <25	25 to <30	30 to <35	35 to <40	40 to <45	45 to <50	50 to <55	55 to <60	60 to <65	65 to <70	70 to <75	75 to <80	80 to <85	85 to <90	90 to <95	95 to <100	100 to >105	Total Counts	85pct Speed	10MPH Pace	% in pace	# of Speeders	% Speeders
31/12/2021	00:00	*	*	*	*	*	*	*	*	*	*	*	*	*	*	*	*	*	*	*	*	*	*	*	*	*
31/12/2021	01:00	*	*	*	*	*	*	*	*	*	*	*	*	*	*	*	*	*	*	*	*	*	*	*	*	*
31/12/2021	02:00	*	*	*	*	*	*	*	*	*	*	*	*	*	*	*	*	*	*	*	*	*	*	*	*	*
31/12/2021	03:00	*	*	*	*	*	*	*	*	*	*	*	*	*	*	*	*	*	*	*	*	*	*	*	*	*
31/12/2021	04:00	*	*	*	*	*	*	*	*	*	*	*	*	*	*	*	*	*	*	*	*	*	*	*	*	*
31/12/2021	05:00	*	*	*	*	*	*	*	*	*	*	*	*	*	*	*	*	*	*	*	*	*	*	*	*	*
31/12/2021	06:00	*	*	*	*	*	*	*	*	*	*	*	*	*	*	*	*	*	*	*	*	*	*	*	*	*
31/12/2021	07:00	*	*	*	*	*	*	*	*	*	*	*	*	*	*	*	*	*	*	*	*	*	*	*	*	*
31/12/2021	08:00	*	*	*	*	*	*	*	*	*	*	*	*	*	*	*	*	*	*	*	*	*	*	*	*	*
31/12/2021	09:00	*	*	*	*	*	*	*	*	*	*	*	*	*	*	*	*	*	*	*	*	*	*	*	*	*
31/12/2021	10:00	*	*	*	*	*	*	*	*	*	*	*	*	*	*	*	*	*	*	*	*	*	*	*	*	*
31/12/2021	11:00	*	*	*	*	*	*	*	*	*	*	*	*	*	*	*	*	*	*	*	*	*	*	*	*	*
31/12/2021	12:00	*	*	*	*	*	*	*	*	*	*	*	*	*	*	*	*	*	*	*	*	*	*	*	*	*
31/12/2021	13:00	*	*	*	*	*	*	*	*	*	*	*	*	*	*	*	*	*	*	*	*	*	*	*	*	*
31/12/2021	14:00	*	*	*	*	*	*	*	*	*	*	*	*	*	*	*	*	*	*	*	*	*	*	*	*	*
31/12/2021	15:00	*	*	*	*	*	*	*	*	*	*	*	*	*	*	*	*	*	*	*	*	*	*	*	*	*
31/12/2021	16:00	*	*	*	*	*	*	*	*	*	*	*	*	*	*	*	*	*	*	*	*	*	*	*	*	*
31/12/2021	17:00	*	*	*	*	*	*	*	*	*	*	*	*	*	*	*	*	*	*	*	*	*	*	*	*	*
31/12/2021	18:00	*	*	*	*	*	*	*	*	*	*	*	*	*	*	*	*	*	*	*	*	*	*	*	*	*
31/12/2021	19:00	*	*	*	*	*	*	*	*	*	*	*	*	*	*	*	*	*	*	*	*	*	*	*	*	*
31/12/2021	20:00	*	*	*	*	*	*	*	*	*	*	*	*	*	*	*	*	*	*	*	*	*	*	*	*	*
31/12/2021	21:00	*	*	*	*	*	*	*	*	*	*	*	*	*	*	*	*	*	*	*	*	*	*	*	*	*
31/12/2021	22:00	*	*	*	*	*	*	*	*	*	*	*	*	*	*	*	*	*	*	*	*	*	*	*	*	*
31/12/2021	23:00	*	*	*	*	*	*	*	*	*	*	*	*	*	*	*	*	*	*	*	*	*	*	*	*	*
24 Hr Summary		0	0	0	0	0	0	0	0	0	0	0	0	0	0	0	0	0	0	0	0	0	0	*	*	*

Incoming Histogram

2022 Jan Westfield Road flashing

from Tue-Sep-21-2021-03-00-PM to Fri-Jan-14-2022-01-59-PM

Date	Starting Hr:min	<15	15 to <20	20 to <25	25 to <30	30 to <35	35 to <40	40 to <45	45 to <50	50 to <55	55 to <60	60 to <65	65 to <70	70 to <75	75 to <80	80 to <85	85 to <90	90 to <95	95 to <100	100 to >105	Total Counts	85pct Speed	10MPH Pace	% in pace	# of Speeders	% Speeders
01/01/2022	00:00	*	*	*	*	*	*	*	*	*	*	*	*	*	*	*	*	*	*	*	*	*	*	*	*	*
01/01/2022	01:00	*	*	*	*	*	*	*	*	*	*	*	*	*	*	*	*	*	*	*	*	*	*	*	*	*
01/01/2022	02:00	*	*	*	*	*	*	*	*	*	*	*	*	*	*	*	*	*	*	*	*	*	*	*	*	*
01/01/2022	03:00	*	*	*	*	*	*	*	*	*	*	*	*	*	*	*	*	*	*	*	*	*	*	*	*	*
01/01/2022	04:00	*	*	*	*	*	*	*	*	*	*	*	*	*	*	*	*	*	*	*	*	*	*	*	*	*
01/01/2022	05:00	*	*	*	*	*	*	*	*	*	*	*	*	*	*	*	*	*	*	*	*	*	*	*	*	*
01/01/2022	06:00	*	*	*	*	*	*	*	*	*	*	*	*	*	*	*	*	*	*	*	*	*	*	*	*	*
01/01/2022	07:00	*	*	*	*	*	*	*	*	*	*	*	*	*	*	*	*	*	*	*	*	*	*	*	*	*
01/01/2022	08:00	*	*	*	*	*	*	*	*	*	*	*	*	*	*	*	*	*	*	*	*	*	*	*	*	*
01/01/2022	09:00	*	*	*	*	*	*	*	*	*	*	*	*	*	*	*	*	*	*	*	*	*	*	*	*	*
01/01/2022	10:00	*	*	*	*	*	*	*	*	*	*	*	*	*	*	*	*	*	*	*	*	*	*	*	*	*
01/01/2022	11:00	*	*	*	*	*	*	*	*	*	*	*	*	*	*	*	*	*	*	*	*	*	*	*	*	*
01/01/2022	12:00	*	*	*	*	*	*	*	*	*	*	*	*	*	*	*	*	*	*	*	*	*	*	*	*	*
01/01/2022	13:00	*	*	*	*	*	*	*	*	*	*	*	*	*	*	*	*	*	*	*	*	*	*	*	*	*
01/01/2022	14:00	*	*	*	*	*	*	*	*	*	*	*	*	*	*	*	*	*	*	*	*	*	*	*	*	*
01/01/2022	15:00	*	*	*	*	*	*	*	*	*	*	*	*	*	*	*	*	*	*	*	*	*	*	*	*	*
01/01/2022	16:00	*	*	*	*	*	*	*	*	*	*	*	*	*	*	*	*	*	*	*	*	*	*	*	*	*
01/01/2022	17:00	*	*	*	*	*	*	*	*	*	*	*	*	*	*	*	*	*	*	*	*	*	*	*	*	*
01/01/2022	18:00	*	*	*	*	*	*	*	*	*	*	*	*	*	*	*	*	*	*	*	*	*	*	*	*	*
01/01/2022	19:00	*	*	*	*	*	*	*	*	*	*	*	*	*	*	*	*	*	*	*	*	*	*	*	*	*
01/01/2022	20:00	*	*	*	*	*	*	*	*	*	*	*	*	*	*	*	*	*	*	*	*	*	*	*	*	*
01/01/2022	21:00	*	*	*	*	*	*	*	*	*	*	*	*	*	*	*	*	*	*	*	*	*	*	*	*	*
01/01/2022	22:00	*	*	*	*	*	*	*	*	*	*	*	*	*	*	*	*	*	*	*	*	*	*	*	*	*
01/01/2022	23:00	*	*	*	*	*	*	*	*	*	*	*	*	*	*	*	*	*	*	*	*	*	*	*	*	*
24 Hr Summary		0	0	0	0	0	0	0	0	0	0	0	0	0	0	0	0	0	0	0	0	0	0	*	*	*

Incoming Histogram

2022 Jan Westfield Road flashing

from Tue-Sep-21-2021-03-00-PM to Fri-Jan-14-2022-01-59-PM

Date	Starting Hr:min	<15	15 to <20	20 to <25	25 to <30	30 to <35	35 to <40	40 to <45	45 to <50	50 to <55	55 to <60	60 to <65	65 to <70	70 to <75	75 to <80	80 to <85	85 to <90	90 to <95	95 to <100	100 to >105	Total Counts	85pct Speed	10MPH Pace	% in pace	# of Speeders	% Speeders
02/01/2022	00:00	*	*	*	*	*	*	*	*	*	*	*	*	*	*	*	*	*	*	*	*	*	*	*	*	*
02/01/2022	01:00	*	*	*	*	*	*	*	*	*	*	*	*	*	*	*	*	*	*	*	*	*	*	*	*	*
02/01/2022	02:00	*	*	*	*	*	*	*	*	*	*	*	*	*	*	*	*	*	*	*	*	*	*	*	*	*
02/01/2022	03:00	*	*	*	*	*	*	*	*	*	*	*	*	*	*	*	*	*	*	*	*	*	*	*	*	*
02/01/2022	04:00	*	*	*	*	*	*	*	*	*	*	*	*	*	*	*	*	*	*	*	*	*	*	*	*	*
02/01/2022	05:00	*	*	*	*	*	*	*	*	*	*	*	*	*	*	*	*	*	*	*	*	*	*	*	*	*
02/01/2022	06:00	*	*	*	*	*	*	*	*	*	*	*	*	*	*	*	*	*	*	*	*	*	*	*	*	*
02/01/2022	07:00	*	*	*	*	*	*	*	*	*	*	*	*	*	*	*	*	*	*	*	*	*	*	*	*	*
02/01/2022	08:00	*	*	*	*	*	*	*	*	*	*	*	*	*	*	*	*	*	*	*	*	*	*	*	*	*
02/01/2022	09:00	*	*	*	*	*	*	*	*	*	*	*	*	*	*	*	*	*	*	*	*	*	*	*	*	*
02/01/2022	10:00	*	*	*	*	*	*	*	*	*	*	*	*	*	*	*	*	*	*	*	*	*	*	*	*	*
02/01/2022	11:00	*	*	*	*	*	*	*	*	*	*	*	*	*	*	*	*	*	*	*	*	*	*	*	*	*
02/01/2022	12:00	*	*	*	*	*	*	*	*	*	*	*	*	*	*	*	*	*	*	*	*	*	*	*	*	*
02/01/2022	13:00	*	*	*	*	*	*	*	*	*	*	*	*	*	*	*	*	*	*	*	*	*	*	*	*	*
02/01/2022	14:00	*	*	*	*	*	*	*	*	*	*	*	*	*	*	*	*	*	*	*	*	*	*	*	*	*
02/01/2022	15:00	*	*	*	*	*	*	*	*	*	*	*	*	*	*	*	*	*	*	*	*	*	*	*	*	*
02/01/2022	16:00	*	*	*	*	*	*	*	*	*	*	*	*	*	*	*	*	*	*	*	*	*	*	*	*	*
02/01/2022	17:00	*	*	*	*	*	*	*	*	*	*	*	*	*	*	*	*	*	*	*	*	*	*	*	*	*
02/01/2022	18:00	*	*	*	*	*	*	*	*	*	*	*	*	*	*	*	*	*	*	*	*	*	*	*	*	*
02/01/2022	19:00	*	*	*	*	*	*	*	*	*	*	*	*	*	*	*	*	*	*	*	*	*	*	*	*	*
02/01/2022	20:00	*	*	*	*	*	*	*	*	*	*	*	*	*	*	*	*	*	*	*	*	*	*	*	*	*
02/01/2022	21:00	*	*	*	*	*	*	*	*	*	*	*	*	*	*	*	*	*	*	*	*	*	*	*	*	*
02/01/2022	22:00	*	*	*	*	*	*	*	*	*	*	*	*	*	*	*	*	*	*	*	*	*	*	*	*	*
02/01/2022	23:00	*	*	*	*	*	*	*	*	*	*	*	*	*	*	*	*	*	*	*	*	*	*	*	*	*
24 Hr Summary		0	0	0	0	0	0	0	0	0	0	0	0	0	0	0	0	0	0	0	0	0	0	*	*	*

Incoming Histogram

2022 Jan Westfield Road flashing

from Tue-Sep-21-2021-03-00-PM to Fri-Jan-14-2022-01-59-PM

Date	Starting Hr:min	<15	15 to <20	20 to <25	25 to <30	30 to <35	35 to <40	40 to <45	45 to <50	50 to <55	55 to <60	60 to <65	65 to <70	70 to <75	75 to <80	80 to <85	85 to <90	90 to <95	95 to <100	100 to >105	Total Counts	85pct Speed	10MPH Pace	% in pace	# of Speeders	% Speeders
03/01/2022	00:00	*	*	*	*	*	*	*	*	*	*	*	*	*	*	*	*	*	*	*	*	*	*	*	*	*
03/01/2022	01:00	*	*	*	*	*	*	*	*	*	*	*	*	*	*	*	*	*	*	*	*	*	*	*	*	*
03/01/2022	02:00	*	*	*	*	*	*	*	*	*	*	*	*	*	*	*	*	*	*	*	*	*	*	*	*	*
03/01/2022	03:00	*	*	*	*	*	*	*	*	*	*	*	*	*	*	*	*	*	*	*	*	*	*	*	*	*
03/01/2022	04:00	*	*	*	*	*	*	*	*	*	*	*	*	*	*	*	*	*	*	*	*	*	*	*	*	*
03/01/2022	05:00	*	*	*	*	*	*	*	*	*	*	*	*	*	*	*	*	*	*	*	*	*	*	*	*	*
03/01/2022	06:00	*	*	*	*	*	*	*	*	*	*	*	*	*	*	*	*	*	*	*	*	*	*	*	*	*
03/01/2022	07:00	*	*	*	*	*	*	*	*	*	*	*	*	*	*	*	*	*	*	*	*	*	*	*	*	*
03/01/2022	08:00	*	*	*	*	*	*	*	*	*	*	*	*	*	*	*	*	*	*	*	*	*	*	*	*	*
03/01/2022	09:00	*	*	*	*	*	*	*	*	*	*	*	*	*	*	*	*	*	*	*	*	*	*	*	*	*
03/01/2022	10:00	*	*	*	*	*	*	*	*	*	*	*	*	*	*	*	*	*	*	*	*	*	*	*	*	*
03/01/2022	11:00	*	*	*	*	*	*	*	*	*	*	*	*	*	*	*	*	*	*	*	*	*	*	*	*	*
03/01/2022	12:00	*	*	*	*	*	*	*	*	*	*	*	*	*	*	*	*	*	*	*	*	*	*	*	*	*
03/01/2022	13:00	*	*	*	*	*	*	*	*	*	*	*	*	*	*	*	*	*	*	*	*	*	*	*	*	*
03/01/2022	14:00	*	*	*	*	*	*	*	*	*	*	*	*	*	*	*	*	*	*	*	*	*	*	*	*	*
03/01/2022	15:00	*	*	*	*	*	*	*	*	*	*	*	*	*	*	*	*	*	*	*	*	*	*	*	*	*
03/01/2022	16:00	*	*	*	*	*	*	*	*	*	*	*	*	*	*	*	*	*	*	*	*	*	*	*	*	*
03/01/2022	17:00	*	*	*	*	*	*	*	*	*	*	*	*	*	*	*	*	*	*	*	*	*	*	*	*	*
03/01/2022	18:00	*	*	*	*	*	*	*	*	*	*	*	*	*	*	*	*	*	*	*	*	*	*	*	*	*
03/01/2022	19:00	*	*	*	*	*	*	*	*	*	*	*	*	*	*	*	*	*	*	*	*	*	*	*	*	*
03/01/2022	20:00	*	*	*	*	*	*	*	*	*	*	*	*	*	*	*	*	*	*	*	*	*	*	*	*	*
03/01/2022	21:00	*	*	*	*	*	*	*	*	*	*	*	*	*	*	*	*	*	*	*	*	*	*	*	*	*
03/01/2022	22:00	*	*	*	*	*	*	*	*	*	*	*	*	*	*	*	*	*	*	*	*	*	*	*	*	*
03/01/2022	23:00	*	*	*	*	*	*	*	*	*	*	*	*	*	*	*	*	*	*	*	*	*	*	*	*	*
24 Hr Summary		0	0	0	0	0	0	0	0	0	0	0	0	0	0	0	0	0	0	0	0	0	0	*	*	*

Incoming Histogram

2022 Jan Westfield Road flashing

from Tue-Sep-21-2021-03-00-PM to Fri-Jan-14-2022-01-59-PM

Date	Starting Hr:min	<15	15 to <20	20 to <25	25 to <30	30 to <35	35 to <40	40 to <45	45 to <50	50 to <55	55 to <60	60 to <65	65 to <70	70 to <75	75 to <80	80 to <85	85 to <90	90 to <95	95 to <100	100 to >105	Total Counts	85pct Speed	10MPH Pace	% in pace	# of Speeders	% Speeders
04/01/2022	00:00	*	*	*	*	*	*	*	*	*	*	*	*	*	*	*	*	*	*	*	*	*	*	*	*	*
04/01/2022	01:00	*	*	*	*	*	*	*	*	*	*	*	*	*	*	*	*	*	*	*	*	*	*	*	*	*
04/01/2022	02:00	*	*	*	*	*	*	*	*	*	*	*	*	*	*	*	*	*	*	*	*	*	*	*	*	*
04/01/2022	03:00	*	*	*	*	*	*	*	*	*	*	*	*	*	*	*	*	*	*	*	*	*	*	*	*	*
04/01/2022	04:00	*	*	*	*	*	*	*	*	*	*	*	*	*	*	*	*	*	*	*	*	*	*	*	*	*
04/01/2022	05:00	*	*	*	*	*	*	*	*	*	*	*	*	*	*	*	*	*	*	*	*	*	*	*	*	*
04/01/2022	06:00	*	*	*	*	*	*	*	*	*	*	*	*	*	*	*	*	*	*	*	*	*	*	*	*	*
04/01/2022	07:00	*	*	*	*	*	*	*	*	*	*	*	*	*	*	*	*	*	*	*	*	*	*	*	*	*
04/01/2022	08:00	*	*	*	*	*	*	*	*	*	*	*	*	*	*	*	*	*	*	*	*	*	*	*	*	*
04/01/2022	09:00	*	*	*	*	*	*	*	*	*	*	*	*	*	*	*	*	*	*	*	*	*	*	*	*	*
04/01/2022	10:00	*	*	*	*	*	*	*	*	*	*	*	*	*	*	*	*	*	*	*	*	*	*	*	*	*
04/01/2022	11:00	*	*	*	*	*	*	*	*	*	*	*	*	*	*	*	*	*	*	*	*	*	*	*	*	*
04/01/2022	12:00	*	*	*	*	*	*	*	*	*	*	*	*	*	*	*	*	*	*	*	*	*	*	*	*	*
04/01/2022	13:00	*	*	*	*	*	*	*	*	*	*	*	*	*	*	*	*	*	*	*	*	*	*	*	*	*
04/01/2022	14:00	*	*	*	*	*	*	*	*	*	*	*	*	*	*	*	*	*	*	*	*	*	*	*	*	*
04/01/2022	15:00	*	*	*	*	*	*	*	*	*	*	*	*	*	*	*	*	*	*	*	*	*	*	*	*	*
04/01/2022	16:00	*	*	*	*	*	*	*	*	*	*	*	*	*	*	*	*	*	*	*	*	*	*	*	*	*
04/01/2022	17:00	*	*	*	*	*	*	*	*	*	*	*	*	*	*	*	*	*	*	*	*	*	*	*	*	*
04/01/2022	18:00	*	*	*	*	*	*	*	*	*	*	*	*	*	*	*	*	*	*	*	*	*	*	*	*	*
04/01/2022	19:00	*	*	*	*	*	*	*	*	*	*	*	*	*	*	*	*	*	*	*	*	*	*	*	*	*
04/01/2022	20:00	*	*	*	*	*	*	*	*	*	*	*	*	*	*	*	*	*	*	*	*	*	*	*	*	*
04/01/2022	21:00	*	*	*	*	*	*	*	*	*	*	*	*	*	*	*	*	*	*	*	*	*	*	*	*	*
04/01/2022	22:00	*	*	*	*	*	*	*	*	*	*	*	*	*	*	*	*	*	*	*	*	*	*	*	*	*
04/01/2022	23:00	*	*	*	*	*	*	*	*	*	*	*	*	*	*	*	*	*	*	*	*	*	*	*	*	*
24 Hr Summary		0	0	0	0	0	0	0	0	0	0	0	0	0	0	0	0	0	0	0	0	0	0	*	*	*

Incoming Histogram

2022 Jan Westfield Road flashing

from Tue-Sep-21-2021-03-00-PM to Fri-Jan-14-2022-01-59-PM

Date	Starting Hr:min	<15	15 to <20	20 to <25	25 to <30	30 to <35	35 to <40	40 to <45	45 to <50	50 to <55	55 to <60	60 to <65	65 to <70	70 to <75	75 to <80	80 to <85	85 to <90	90 to <95	95 to <100	100 to >105	Total Counts	85pct Speed	10MPH Pace	% in pace	# of Speeders	% Speeders
05/01/2022	00:00	*	*	*	*	*	*	*	*	*	*	*	*	*	*	*	*	*	*	*	*	*	*	*	*	*
05/01/2022	01:00	*	*	*	*	*	*	*	*	*	*	*	*	*	*	*	*	*	*	*	*	*	*	*	*	*
05/01/2022	02:00	*	*	*	*	*	*	*	*	*	*	*	*	*	*	*	*	*	*	*	*	*	*	*	*	*
05/01/2022	03:00	*	*	*	*	*	*	*	*	*	*	*	*	*	*	*	*	*	*	*	*	*	*	*	*	*
05/01/2022	04:00	*	*	*	*	*	*	*	*	*	*	*	*	*	*	*	*	*	*	*	*	*	*	*	*	*
05/01/2022	05:00	*	*	*	*	*	*	*	*	*	*	*	*	*	*	*	*	*	*	*	*	*	*	*	*	*
05/01/2022	06:00	*	*	*	*	*	*	*	*	*	*	*	*	*	*	*	*	*	*	*	*	*	*	*	*	*
05/01/2022	07:00	*	*	*	*	*	*	*	*	*	*	*	*	*	*	*	*	*	*	*	*	*	*	*	*	*
05/01/2022	08:00	*	*	*	*	*	*	*	*	*	*	*	*	*	*	*	*	*	*	*	*	*	*	*	*	*
05/01/2022	09:00	*	*	*	*	*	*	*	*	*	*	*	*	*	*	*	*	*	*	*	*	*	*	*	*	*
05/01/2022	10:00	*	*	*	*	*	*	*	*	*	*	*	*	*	*	*	*	*	*	*	*	*	*	*	*	*
05/01/2022	11:00	*	*	*	*	*	*	*	*	*	*	*	*	*	*	*	*	*	*	*	*	*	*	*	*	*
05/01/2022	12:00	*	*	*	*	*	*	*	*	*	*	*	*	*	*	*	*	*	*	*	*	*	*	*	*	*
05/01/2022	13:00	*	*	*	*	*	*	*	*	*	*	*	*	*	*	*	*	*	*	*	*	*	*	*	*	*
05/01/2022	14:00	*	*	*	*	*	*	*	*	*	*	*	*	*	*	*	*	*	*	*	*	*	*	*	*	*
05/01/2022	15:00	*	*	*	*	*	*	*	*	*	*	*	*	*	*	*	*	*	*	*	*	*	*	*	*	*
05/01/2022	16:00	*	*	*	*	*	*	*	*	*	*	*	*	*	*	*	*	*	*	*	*	*	*	*	*	*
05/01/2022	17:00	*	*	*	*	*	*	*	*	*	*	*	*	*	*	*	*	*	*	*	*	*	*	*	*	*
05/01/2022	18:00	*	*	*	*	*	*	*	*	*	*	*	*	*	*	*	*	*	*	*	*	*	*	*	*	*
05/01/2022	19:00	*	*	*	*	*	*	*	*	*	*	*	*	*	*	*	*	*	*	*	*	*	*	*	*	*
05/01/2022	20:00	*	*	*	*	*	*	*	*	*	*	*	*	*	*	*	*	*	*	*	*	*	*	*	*	*
05/01/2022	21:00	*	*	*	*	*	*	*	*	*	*	*	*	*	*	*	*	*	*	*	*	*	*	*	*	*
05/01/2022	22:00	*	*	*	*	*	*	*	*	*	*	*	*	*	*	*	*	*	*	*	*	*	*	*	*	*
05/01/2022	23:00	*	*	*	*	*	*	*	*	*	*	*	*	*	*	*	*	*	*	*	*	*	*	*	*	*
24 Hr Summary		0	0	0	0	0	0	0	0	0	0	0	0	0	0	0	0	0	0	0	0	0	0	*	*	*

Incoming Histogram

2022 Jan Westfield Road flashing

from Tue-Sep-21-2021-03-00-PM to Fri-Jan-14-2022-01-59-PM

Date	Starting Hr:min	<15	15 to <20	20 to <25	25 to <30	30 to <35	35 to <40	40 to <45	45 to <50	50 to <55	55 to <60	60 to <65	65 to <70	70 to <75	75 to <80	80 to <85	85 to <90	90 to <95	95 to <100	100 to >105	Total Counts	85pct Speed	10MPH Pace	% in pace	# of Speeders	% Speeders
06/01/2022	00:00	*	*	*	*	*	*	*	*	*	*	*	*	*	*	*	*	*	*	*	*	*	*	*	*	*
06/01/2022	01:00	*	*	*	*	*	*	*	*	*	*	*	*	*	*	*	*	*	*	*	*	*	*	*	*	*
06/01/2022	02:00	*	*	*	*	*	*	*	*	*	*	*	*	*	*	*	*	*	*	*	*	*	*	*	*	*
06/01/2022	03:00	*	*	*	*	*	*	*	*	*	*	*	*	*	*	*	*	*	*	*	*	*	*	*	*	*
06/01/2022	04:00	*	*	*	*	*	*	*	*	*	*	*	*	*	*	*	*	*	*	*	*	*	*	*	*	*
06/01/2022	05:00	*	*	*	*	*	*	*	*	*	*	*	*	*	*	*	*	*	*	*	*	*	*	*	*	*
06/01/2022	06:00	*	*	*	*	*	*	*	*	*	*	*	*	*	*	*	*	*	*	*	*	*	*	*	*	*
06/01/2022	07:00	*	*	*	*	*	*	*	*	*	*	*	*	*	*	*	*	*	*	*	*	*	*	*	*	*
06/01/2022	08:00	*	*	*	*	*	*	*	*	*	*	*	*	*	*	*	*	*	*	*	*	*	*	*	*	*
06/01/2022	09:00	*	*	*	*	*	*	*	*	*	*	*	*	*	*	*	*	*	*	*	*	*	*	*	*	*
06/01/2022	10:00	*	*	*	*	*	*	*	*	*	*	*	*	*	*	*	*	*	*	*	*	*	*	*	*	*
06/01/2022	11:00	*	*	*	*	*	*	*	*	*	*	*	*	*	*	*	*	*	*	*	*	*	*	*	*	*
06/01/2022	12:00	*	*	*	*	*	*	*	*	*	*	*	*	*	*	*	*	*	*	*	*	*	*	*	*	*
06/01/2022	13:00	*	*	*	*	*	*	*	*	*	*	*	*	*	*	*	*	*	*	*	*	*	*	*	*	*
06/01/2022	14:00	*	*	*	*	*	*	*	*	*	*	*	*	*	*	*	*	*	*	*	*	*	*	*	*	*
06/01/2022	15:00	*	*	*	*	*	*	*	*	*	*	*	*	*	*	*	*	*	*	*	*	*	*	*	*	*
06/01/2022	16:00	*	*	*	*	*	*	*	*	*	*	*	*	*	*	*	*	*	*	*	*	*	*	*	*	*
06/01/2022	17:00	*	*	*	*	*	*	*	*	*	*	*	*	*	*	*	*	*	*	*	*	*	*	*	*	*
06/01/2022	18:00	*	*	*	*	*	*	*	*	*	*	*	*	*	*	*	*	*	*	*	*	*	*	*	*	*
06/01/2022	19:00	*	*	*	*	*	*	*	*	*	*	*	*	*	*	*	*	*	*	*	*	*	*	*	*	*
06/01/2022	20:00	*	*	*	*	*	*	*	*	*	*	*	*	*	*	*	*	*	*	*	*	*	*	*	*	*
06/01/2022	21:00	*	*	*	*	*	*	*	*	*	*	*	*	*	*	*	*	*	*	*	*	*	*	*	*	*
06/01/2022	22:00	*	*	*	*	*	*	*	*	*	*	*	*	*	*	*	*	*	*	*	*	*	*	*	*	*
06/01/2022	23:00	*	*	*	*	*	*	*	*	*	*	*	*	*	*	*	*	*	*	*	*	*	*	*	*	*
24 Hr Summary		0	0	0	0	0	0	0	0	0	0	0	0	0	0	0	0	0	0	0	0	0	0	*	*	*

Incoming Histogram

2022 Jan Westfield Road flashing

from Tue-Sep-21-2021-03-00-PM to Fri-Jan-14-2022-01-59-PM

Date	Starting Hr:min	<15	15 to <20	20 to <25	25 to <30	30 to <35	35 to <40	40 to <45	45 to <50	50 to <55	55 to <60	60 to <65	65 to <70	70 to <75	75 to <80	80 to <85	85 to <90	90 to <95	95 to <100	100 to >105	Total Counts	85pct Speed	10MPH Pace	% in pace	# of Speeders	% Speeders
07/01/2022	00:00	*	*	*	*	*	*	*	*	*	*	*	*	*	*	*	*	*	*	*	*	*	*	*	*	*
07/01/2022	01:00	*	*	*	*	*	*	*	*	*	*	*	*	*	*	*	*	*	*	*	*	*	*	*	*	*
07/01/2022	02:00	*	*	*	*	*	*	*	*	*	*	*	*	*	*	*	*	*	*	*	*	*	*	*	*	*
07/01/2022	03:00	*	*	*	*	*	*	*	*	*	*	*	*	*	*	*	*	*	*	*	*	*	*	*	*	*
07/01/2022	04:00	*	*	*	*	*	*	*	*	*	*	*	*	*	*	*	*	*	*	*	*	*	*	*	*	*
07/01/2022	05:00	*	*	*	*	*	*	*	*	*	*	*	*	*	*	*	*	*	*	*	*	*	*	*	*	*
07/01/2022	06:00	*	*	*	*	*	*	*	*	*	*	*	*	*	*	*	*	*	*	*	*	*	*	*	*	*
07/01/2022	07:00	*	*	*	*	*	*	*	*	*	*	*	*	*	*	*	*	*	*	*	*	*	*	*	*	*
07/01/2022	08:00	*	*	*	*	*	*	*	*	*	*	*	*	*	*	*	*	*	*	*	*	*	*	*	*	*
07/01/2022	09:00	*	*	*	*	*	*	*	*	*	*	*	*	*	*	*	*	*	*	*	*	*	*	*	*	*
07/01/2022	10:00	*	*	*	*	*	*	*	*	*	*	*	*	*	*	*	*	*	*	*	*	*	*	*	*	*
07/01/2022	11:00	*	*	*	*	*	*	*	*	*	*	*	*	*	*	*	*	*	*	*	*	*	*	*	*	*
07/01/2022	12:00	*	*	*	*	*	*	*	*	*	*	*	*	*	*	*	*	*	*	*	*	*	*	*	*	*
07/01/2022	13:00	*	*	*	*	*	*	*	*	*	*	*	*	*	*	*	*	*	*	*	*	*	*	*	*	*
07/01/2022	14:00	*	*	*	*	*	*	*	*	*	*	*	*	*	*	*	*	*	*	*	*	*	*	*	*	*
07/01/2022	15:00	*	*	*	*	*	*	*	*	*	*	*	*	*	*	*	*	*	*	*	*	*	*	*	*	*
07/01/2022	16:00	*	*	*	*	*	*	*	*	*	*	*	*	*	*	*	*	*	*	*	*	*	*	*	*	*
07/01/2022	17:00	*	*	*	*	*	*	*	*	*	*	*	*	*	*	*	*	*	*	*	*	*	*	*	*	*
07/01/2022	18:00	*	*	*	*	*	*	*	*	*	*	*	*	*	*	*	*	*	*	*	*	*	*	*	*	*
07/01/2022	19:00	*	*	*	*	*	*	*	*	*	*	*	*	*	*	*	*	*	*	*	*	*	*	*	*	*
07/01/2022	20:00	*	*	*	*	*	*	*	*	*	*	*	*	*	*	*	*	*	*	*	*	*	*	*	*	*
07/01/2022	21:00	*	*	*	*	*	*	*	*	*	*	*	*	*	*	*	*	*	*	*	*	*	*	*	*	*
07/01/2022	22:00	*	*	*	*	*	*	*	*	*	*	*	*	*	*	*	*	*	*	*	*	*	*	*	*	*
07/01/2022	23:00	*	*	*	*	*	*	*	*	*	*	*	*	*	*	*	*	*	*	*	*	*	*	*	*	*
24 Hr Summary		0	0	0	0	0	0	0	0	0	0	0	0	0	0	0	0	0	0	0	0	0	0	*	*	*

Incoming Histogram

2022 Jan Westfield Road flashing

from Tue-Sep-21-2021-03-00-PM to Fri-Jan-14-2022-01-59-PM

Date	Starting Hr:min	<15	15 to <20	20 to <25	25 to <30	30 to <35	35 to <40	40 to <45	45 to <50	50 to <55	55 to <60	60 to <65	65 to <70	70 to <75	75 to <80	80 to <85	85 to <90	90 to <95	95 to <100	100 to >105	Total Counts	85pct Speed	10MPH Pace	% in pace	# of Speeders	% Speeders
08/01/2022	00:00	*	*	*	*	*	*	*	*	*	*	*	*	*	*	*	*	*	*	*	*	*	*	*	*	*
08/01/2022	01:00	*	*	*	*	*	*	*	*	*	*	*	*	*	*	*	*	*	*	*	*	*	*	*	*	*
08/01/2022	02:00	*	*	*	*	*	*	*	*	*	*	*	*	*	*	*	*	*	*	*	*	*	*	*	*	*
08/01/2022	03:00	*	*	*	*	*	*	*	*	*	*	*	*	*	*	*	*	*	*	*	*	*	*	*	*	*
08/01/2022	04:00	*	*	*	*	*	*	*	*	*	*	*	*	*	*	*	*	*	*	*	*	*	*	*	*	*
08/01/2022	05:00	*	*	*	*	*	*	*	*	*	*	*	*	*	*	*	*	*	*	*	*	*	*	*	*	*
08/01/2022	06:00	*	*	*	*	*	*	*	*	*	*	*	*	*	*	*	*	*	*	*	*	*	*	*	*	*
08/01/2022	07:00	*	*	*	*	*	*	*	*	*	*	*	*	*	*	*	*	*	*	*	*	*	*	*	*	*
08/01/2022	08:00	*	*	*	*	*	*	*	*	*	*	*	*	*	*	*	*	*	*	*	*	*	*	*	*	*
08/01/2022	09:00	*	*	*	*	*	*	*	*	*	*	*	*	*	*	*	*	*	*	*	*	*	*	*	*	*
08/01/2022	10:00	*	*	*	*	*	*	*	*	*	*	*	*	*	*	*	*	*	*	*	*	*	*	*	*	*
08/01/2022	11:00	*	*	*	*	*	*	*	*	*	*	*	*	*	*	*	*	*	*	*	*	*	*	*	*	*
08/01/2022	12:00	*	*	*	*	*	*	*	*	*	*	*	*	*	*	*	*	*	*	*	*	*	*	*	*	*
08/01/2022	13:00	*	*	*	*	*	*	*	*	*	*	*	*	*	*	*	*	*	*	*	*	*	*	*	*	*
08/01/2022	14:00	*	*	*	*	*	*	*	*	*	*	*	*	*	*	*	*	*	*	*	*	*	*	*	*	*
08/01/2022	15:00	*	*	*	*	*	*	*	*	*	*	*	*	*	*	*	*	*	*	*	*	*	*	*	*	*
08/01/2022	16:00	*	*	*	*	*	*	*	*	*	*	*	*	*	*	*	*	*	*	*	*	*	*	*	*	*
08/01/2022	17:00	*	*	*	*	*	*	*	*	*	*	*	*	*	*	*	*	*	*	*	*	*	*	*	*	*
08/01/2022	18:00	*	*	*	*	*	*	*	*	*	*	*	*	*	*	*	*	*	*	*	*	*	*	*	*	*
08/01/2022	19:00	*	*	*	*	*	*	*	*	*	*	*	*	*	*	*	*	*	*	*	*	*	*	*	*	*
08/01/2022	20:00	*	*	*	*	*	*	*	*	*	*	*	*	*	*	*	*	*	*	*	*	*	*	*	*	*
08/01/2022	21:00	*	*	*	*	*	*	*	*	*	*	*	*	*	*	*	*	*	*	*	*	*	*	*	*	*
08/01/2022	22:00	*	*	*	*	*	*	*	*	*	*	*	*	*	*	*	*	*	*	*	*	*	*	*	*	*
08/01/2022	23:00	*	*	*	*	*	*	*	*	*	*	*	*	*	*	*	*	*	*	*	*	*	*	*	*	*
24 Hr Summary		0	0	0	0	0	0	0	0	0	0	0	0	0	0	0	0	0	0	0	0	0	0	*	*	*

Incoming Histogram

2022 Jan Westfield Road flashing

from Tue-Sep-21-2021-03-00-PM to Fri-Jan-14-2022-01-59-PM

Date	Starting Hr:min	<15	15 to <20	20 to <25	25 to <30	30 to <35	35 to <40	40 to <45	45 to <50	50 to <55	55 to <60	60 to <65	65 to <70	70 to <75	75 to <80	80 to <85	85 to <90	90 to <95	95 to <100	100 to >105	Total Counts	85pct Speed	10MPH Pace	% in pace	# of Speeders	% Speeders
09/01/2022	00:00	*	*	*	*	*	*	*	*	*	*	*	*	*	*	*	*	*	*	*	*	*	*	*	*	*
09/01/2022	01:00	*	*	*	*	*	*	*	*	*	*	*	*	*	*	*	*	*	*	*	*	*	*	*	*	*
09/01/2022	02:00	*	*	*	*	*	*	*	*	*	*	*	*	*	*	*	*	*	*	*	*	*	*	*	*	*
09/01/2022	03:00	*	*	*	*	*	*	*	*	*	*	*	*	*	*	*	*	*	*	*	*	*	*	*	*	*
09/01/2022	04:00	*	*	*	*	*	*	*	*	*	*	*	*	*	*	*	*	*	*	*	*	*	*	*	*	*
09/01/2022	05:00	*	*	*	*	*	*	*	*	*	*	*	*	*	*	*	*	*	*	*	*	*	*	*	*	*
09/01/2022	06:00	*	*	*	*	*	*	*	*	*	*	*	*	*	*	*	*	*	*	*	*	*	*	*	*	*
09/01/2022	07:00	*	*	*	*	*	*	*	*	*	*	*	*	*	*	*	*	*	*	*	*	*	*	*	*	*
09/01/2022	08:00	*	*	*	*	*	*	*	*	*	*	*	*	*	*	*	*	*	*	*	*	*	*	*	*	*
09/01/2022	09:00	*	*	*	*	*	*	*	*	*	*	*	*	*	*	*	*	*	*	*	*	*	*	*	*	*
09/01/2022	10:00	*	*	*	*	*	*	*	*	*	*	*	*	*	*	*	*	*	*	*	*	*	*	*	*	*
09/01/2022	11:00	*	*	*	*	*	*	*	*	*	*	*	*	*	*	*	*	*	*	*	*	*	*	*	*	*
09/01/2022	12:00	*	*	*	*	*	*	*	*	*	*	*	*	*	*	*	*	*	*	*	*	*	*	*	*	*
09/01/2022	13:00	*	*	*	*	*	*	*	*	*	*	*	*	*	*	*	*	*	*	*	*	*	*	*	*	*
09/01/2022	14:00	*	*	*	*	*	*	*	*	*	*	*	*	*	*	*	*	*	*	*	*	*	*	*	*	*
09/01/2022	15:00	*	*	*	*	*	*	*	*	*	*	*	*	*	*	*	*	*	*	*	*	*	*	*	*	*
09/01/2022	16:00	*	*	*	*	*	*	*	*	*	*	*	*	*	*	*	*	*	*	*	*	*	*	*	*	*
09/01/2022	17:00	*	*	*	*	*	*	*	*	*	*	*	*	*	*	*	*	*	*	*	*	*	*	*	*	*
09/01/2022	18:00	*	*	*	*	*	*	*	*	*	*	*	*	*	*	*	*	*	*	*	*	*	*	*	*	*
09/01/2022	19:00	*	*	*	*	*	*	*	*	*	*	*	*	*	*	*	*	*	*	*	*	*	*	*	*	*
09/01/2022	20:00	*	*	*	*	*	*	*	*	*	*	*	*	*	*	*	*	*	*	*	*	*	*	*	*	*
09/01/2022	21:00	*	*	*	*	*	*	*	*	*	*	*	*	*	*	*	*	*	*	*	*	*	*	*	*	*
09/01/2022	22:00	*	*	*	*	*	*	*	*	*	*	*	*	*	*	*	*	*	*	*	*	*	*	*	*	*
09/01/2022	23:00	*	*	*	*	*	*	*	*	*	*	*	*	*	*	*	*	*	*	*	*	*	*	*	*	*
24 Hr Summary		0	0	0	0	0	0	0	0	0	0	0	0	0	0	0	0	0	0	0	0	0	0	*	*	*

Incoming Histogram

2022 Jan Westfield Road flashing

from Tue-Sep-21-2021-03-00-PM to Fri-Jan-14-2022-01-59-PM

Date	Starting Hr:min	<15	15 to <20	20 to <25	25 to <30	30 to <35	35 to <40	40 to <45	45 to <50	50 to <55	55 to <60	60 to <65	65 to <70	70 to <75	75 to <80	80 to <85	85 to <90	90 to <95	95 to <100	100 to >105	Total Counts	85pct Speed	10MPH Pace	% in pace	# of Speeders	% Speeders
10/01/2022	00:00	*	*	*	*	*	*	*	*	*	*	*	*	*	*	*	*	*	*	*	*	*	*	*	*	*
10/01/2022	01:00	*	*	*	*	*	*	*	*	*	*	*	*	*	*	*	*	*	*	*	*	*	*	*	*	*
10/01/2022	02:00	*	*	*	*	*	*	*	*	*	*	*	*	*	*	*	*	*	*	*	*	*	*	*	*	*
10/01/2022	03:00	*	*	*	*	*	*	*	*	*	*	*	*	*	*	*	*	*	*	*	*	*	*	*	*	*
10/01/2022	04:00	*	*	*	*	*	*	*	*	*	*	*	*	*	*	*	*	*	*	*	*	*	*	*	*	*
10/01/2022	05:00	*	*	*	*	*	*	*	*	*	*	*	*	*	*	*	*	*	*	*	*	*	*	*	*	*
10/01/2022	06:00	*	*	*	*	*	*	*	*	*	*	*	*	*	*	*	*	*	*	*	*	*	*	*	*	*
10/01/2022	07:00	*	*	*	*	*	*	*	*	*	*	*	*	*	*	*	*	*	*	*	*	*	*	*	*	*
10/01/2022	08:00	*	*	*	*	*	*	*	*	*	*	*	*	*	*	*	*	*	*	*	*	*	*	*	*	*
10/01/2022	09:00	*	*	*	*	*	*	*	*	*	*	*	*	*	*	*	*	*	*	*	*	*	*	*	*	*
10/01/2022	10:00	*	*	*	*	*	*	*	*	*	*	*	*	*	*	*	*	*	*	*	*	*	*	*	*	*
10/01/2022	11:00	*	*	*	*	*	*	*	*	*	*	*	*	*	*	*	*	*	*	*	*	*	*	*	*	*
10/01/2022	12:00	*	*	*	*	*	*	*	*	*	*	*	*	*	*	*	*	*	*	*	*	*	*	*	*	*
10/01/2022	13:00	*	*	*	*	*	*	*	*	*	*	*	*	*	*	*	*	*	*	*	*	*	*	*	*	*
10/01/2022	14:00	*	*	*	*	*	*	*	*	*	*	*	*	*	*	*	*	*	*	*	*	*	*	*	*	*
10/01/2022	15:00	*	*	*	*	*	*	*	*	*	*	*	*	*	*	*	*	*	*	*	*	*	*	*	*	*
10/01/2022	16:00	*	*	*	*	*	*	*	*	*	*	*	*	*	*	*	*	*	*	*	*	*	*	*	*	*
10/01/2022	17:00	*	*	*	*	*	*	*	*	*	*	*	*	*	*	*	*	*	*	*	*	*	*	*	*	*
10/01/2022	18:00	*	*	*	*	*	*	*	*	*	*	*	*	*	*	*	*	*	*	*	*	*	*	*	*	*
10/01/2022	19:00	*	*	*	*	*	*	*	*	*	*	*	*	*	*	*	*	*	*	*	*	*	*	*	*	*
10/01/2022	20:00	*	*	*	*	*	*	*	*	*	*	*	*	*	*	*	*	*	*	*	*	*	*	*	*	*
10/01/2022	21:00	*	*	*	*	*	*	*	*	*	*	*	*	*	*	*	*	*	*	*	*	*	*	*	*	*
10/01/2022	22:00	*	*	*	*	*	*	*	*	*	*	*	*	*	*	*	*	*	*	*	*	*	*	*	*	*
10/01/2022	23:00	*	*	*	*	*	*	*	*	*	*	*	*	*	*	*	*	*	*	*	*	*	*	*	*	*
24 Hr Summary		0	0	0	0	0	0	0	0	0	0	0	0	0	0	0	0	0	0	0	0	0	0	*	*	*

Incoming Histogram

2022 Jan Westfield Road flashing

from Tue-Sep-21-2021-03-00-PM to Fri-Jan-14-2022-01-59-PM

Date	Starting Hr:min	<15	15 to <20	20 to <25	25 to <30	30 to <35	35 to <40	40 to <45	45 to <50	50 to <55	55 to <60	60 to <65	65 to <70	70 to <75	75 to <80	80 to <85	85 to <90	90 to <95	95 to <100	100 to >105	Total Counts	85pct Speed	10MPH Pace	% in pace	# of Speeders	% Speeders
11/01/2022	00:00	*	*	*	*	*	*	*	*	*	*	*	*	*	*	*	*	*	*	*	*	*	*	*	*	*
11/01/2022	01:00	*	*	*	*	*	*	*	*	*	*	*	*	*	*	*	*	*	*	*	*	*	*	*	*	*
11/01/2022	02:00	*	*	*	*	*	*	*	*	*	*	*	*	*	*	*	*	*	*	*	*	*	*	*	*	*
11/01/2022	03:00	*	*	*	*	*	*	*	*	*	*	*	*	*	*	*	*	*	*	*	*	*	*	*	*	*
11/01/2022	04:00	*	*	*	*	*	*	*	*	*	*	*	*	*	*	*	*	*	*	*	*	*	*	*	*	*
11/01/2022	05:00	*	*	*	*	*	*	*	*	*	*	*	*	*	*	*	*	*	*	*	*	*	*	*	*	*
11/01/2022	06:00	*	*	*	*	*	*	*	*	*	*	*	*	*	*	*	*	*	*	*	*	*	*	*	*	*
11/01/2022	07:00	*	*	*	*	*	*	*	*	*	*	*	*	*	*	*	*	*	*	*	*	*	*	*	*	*
11/01/2022	08:00	*	*	*	*	*	*	*	*	*	*	*	*	*	*	*	*	*	*	*	*	*	*	*	*	*
11/01/2022	09:00	*	*	*	*	*	*	*	*	*	*	*	*	*	*	*	*	*	*	*	*	*	*	*	*	*
11/01/2022	10:00	*	*	*	*	*	*	*	*	*	*	*	*	*	*	*	*	*	*	*	*	*	*	*	*	*
11/01/2022	11:00	*	*	*	*	*	*	*	*	*	*	*	*	*	*	*	*	*	*	*	*	*	*	*	*	*
11/01/2022	12:00	*	*	*	*	*	*	*	*	*	*	*	*	*	*	*	*	*	*	*	*	*	*	*	*	*
11/01/2022	13:00	*	*	*	*	*	*	*	*	*	*	*	*	*	*	*	*	*	*	*	*	*	*	*	*	*
11/01/2022	14:00	*	*	*	*	*	*	*	*	*	*	*	*	*	*	*	*	*	*	*	*	*	*	*	*	*
11/01/2022	15:00	*	*	*	*	*	*	*	*	*	*	*	*	*	*	*	*	*	*	*	*	*	*	*	*	*
11/01/2022	16:00	*	*	*	*	*	*	*	*	*	*	*	*	*	*	*	*	*	*	*	*	*	*	*	*	*
11/01/2022	17:00	*	*	*	*	*	*	*	*	*	*	*	*	*	*	*	*	*	*	*	*	*	*	*	*	*
11/01/2022	18:00	*	*	*	*	*	*	*	*	*	*	*	*	*	*	*	*	*	*	*	*	*	*	*	*	*
11/01/2022	19:00	*	*	*	*	*	*	*	*	*	*	*	*	*	*	*	*	*	*	*	*	*	*	*	*	*
11/01/2022	20:00	*	*	*	*	*	*	*	*	*	*	*	*	*	*	*	*	*	*	*	*	*	*	*	*	*
11/01/2022	21:00	*	*	*	*	*	*	*	*	*	*	*	*	*	*	*	*	*	*	*	*	*	*	*	*	*
11/01/2022	22:00	*	*	*	*	*	*	*	*	*	*	*	*	*	*	*	*	*	*	*	*	*	*	*	*	*
11/01/2022	23:00	*	*	*	*	*	*	*	*	*	*	*	*	*	*	*	*	*	*	*	*	*	*	*	*	*
24 Hr Summary		0	0	0	0	0	0	0	0	0	0	0	0	0	0	0	0	0	0	0	0	0	0	*	*	*

Incoming Histogram

2022 Jan Westfield Road flashing

from Tue-Sep-21-2021-03-00-PM to Fri-Jan-14-2022-01-59-PM

Date	Starting Hr:min	<15	15 to <20	20 to <25	25 to <30	30 to <35	35 to <40	40 to <45	45 to <50	50 to <55	55 to <60	60 to <65	65 to <70	70 to <75	75 to <80	80 to <85	85 to <90	90 to <95	95 to <100	100 to >105	Total Counts	85pct Speed	10MPH Pace	% in pace	# of Speeders	% Speeders
12/01/2022	00:00	*	*	*	*	*	*	*	*	*	*	*	*	*	*	*	*	*	*	*	*	*	*	*	*	*
12/01/2022	01:00	*	*	*	*	*	*	*	*	*	*	*	*	*	*	*	*	*	*	*	*	*	*	*	*	*
12/01/2022	02:00	*	*	*	*	*	*	*	*	*	*	*	*	*	*	*	*	*	*	*	*	*	*	*	*	*
12/01/2022	03:00	*	*	*	*	*	*	*	*	*	*	*	*	*	*	*	*	*	*	*	*	*	*	*	*	*
12/01/2022	04:00	*	*	*	*	*	*	*	*	*	*	*	*	*	*	*	*	*	*	*	*	*	*	*	*	*
12/01/2022	05:00	*	*	*	*	*	*	*	*	*	*	*	*	*	*	*	*	*	*	*	*	*	*	*	*	*
12/01/2022	06:00	*	*	*	*	*	*	*	*	*	*	*	*	*	*	*	*	*	*	*	*	*	*	*	*	*
12/01/2022	07:00	*	*	*	*	*	*	*	*	*	*	*	*	*	*	*	*	*	*	*	*	*	*	*	*	*
12/01/2022	08:00	*	*	*	*	*	*	*	*	*	*	*	*	*	*	*	*	*	*	*	*	*	*	*	*	*
12/01/2022	09:00	*	*	*	*	*	*	*	*	*	*	*	*	*	*	*	*	*	*	*	*	*	*	*	*	*
12/01/2022	10:00	*	*	*	*	*	*	*	*	*	*	*	*	*	*	*	*	*	*	*	*	*	*	*	*	*
12/01/2022	11:00	*	*	*	*	*	*	*	*	*	*	*	*	*	*	*	*	*	*	*	*	*	*	*	*	*
12/01/2022	12:00	*	*	*	*	*	*	*	*	*	*	*	*	*	*	*	*	*	*	*	*	*	*	*	*	*
12/01/2022	13:00	*	*	*	*	*	*	*	*	*	*	*	*	*	*	*	*	*	*	*	*	*	*	*	*	*
12/01/2022	14:00	*	*	*	*	*	*	*	*	*	*	*	*	*	*	*	*	*	*	*	*	*	*	*	*	*
12/01/2022	15:00	*	*	*	*	*	*	*	*	*	*	*	*	*	*	*	*	*	*	*	*	*	*	*	*	*
12/01/2022	16:00	*	*	*	*	*	*	*	*	*	*	*	*	*	*	*	*	*	*	*	*	*	*	*	*	*
12/01/2022	17:00	*	*	*	*	*	*	*	*	*	*	*	*	*	*	*	*	*	*	*	*	*	*	*	*	*
12/01/2022	18:00	*	*	*	*	*	*	*	*	*	*	*	*	*	*	*	*	*	*	*	*	*	*	*	*	*
12/01/2022	19:00	*	*	*	*	*	*	*	*	*	*	*	*	*	*	*	*	*	*	*	*	*	*	*	*	*
12/01/2022	20:00	*	*	*	*	*	*	*	*	*	*	*	*	*	*	*	*	*	*	*	*	*	*	*	*	*
12/01/2022	21:00	*	*	*	*	*	*	*	*	*	*	*	*	*	*	*	*	*	*	*	*	*	*	*	*	*
12/01/2022	22:00	*	*	*	*	*	*	*	*	*	*	*	*	*	*	*	*	*	*	*	*	*	*	*	*	*
12/01/2022	23:00	*	*	*	*	*	*	*	*	*	*	*	*	*	*	*	*	*	*	*	*	*	*	*	*	*
24 Hr Summary		0	0	0	0	0	0	0	0	0	0	0	0	0	0	0	0	0	0	0	0	0	0	*	*	*

Incoming Histogram

2022 Jan Westfield Road flashing

from Tue-Sep-21-2021-03-00-PM to Fri-Jan-14-2022-01-59-PM

Date	Starting Hr:min	<15	15 to <20	20 to <25	25 to <30	30 to <35	35 to <40	40 to <45	45 to <50	50 to <55	55 to <60	60 to <65	65 to <70	70 to <75	75 to <80	80 to <85	85 to <90	90 to <95	95 to <100	100 to >105	Total Counts	85pct Speed	10MPH Pace	% in pace	# of Speeders	% Speeders
13/01/2022	00:00	*	*	*	*	*	*	*	*	*	*	*	*	*	*	*	*	*	*	*	*	*	*	*	*	*
13/01/2022	01:00	*	*	*	*	*	*	*	*	*	*	*	*	*	*	*	*	*	*	*	*	*	*	*	*	*
13/01/2022	02:00	*	*	*	*	*	*	*	*	*	*	*	*	*	*	*	*	*	*	*	*	*	*	*	*	*
13/01/2022	03:00	*	*	*	*	*	*	*	*	*	*	*	*	*	*	*	*	*	*	*	*	*	*	*	*	*
13/01/2022	04:00	*	*	*	*	*	*	*	*	*	*	*	*	*	*	*	*	*	*	*	*	*	*	*	*	*
13/01/2022	05:00	*	*	*	*	*	*	*	*	*	*	*	*	*	*	*	*	*	*	*	*	*	*	*	*	*
13/01/2022	06:00	*	*	*	*	*	*	*	*	*	*	*	*	*	*	*	*	*	*	*	*	*	*	*	*	*
13/01/2022	07:00	*	*	*	*	*	*	*	*	*	*	*	*	*	*	*	*	*	*	*	*	*	*	*	*	*
13/01/2022	08:00	*	*	*	*	*	*	*	*	*	*	*	*	*	*	*	*	*	*	*	*	*	*	*	*	*
13/01/2022	09:00	*	*	*	*	*	*	*	*	*	*	*	*	*	*	*	*	*	*	*	*	*	*	*	*	*
13/01/2022	10:00	*	*	*	*	*	*	*	*	*	*	*	*	*	*	*	*	*	*	*	*	*	*	*	*	*
13/01/2022	11:00	*	*	*	*	*	*	*	*	*	*	*	*	*	*	*	*	*	*	*	*	*	*	*	*	*
13/01/2022	12:00	*	*	*	*	*	*	*	*	*	*	*	*	*	*	*	*	*	*	*	*	*	*	*	*	*
13/01/2022	13:00	*	*	*	*	*	*	*	*	*	*	*	*	*	*	*	*	*	*	*	*	*	*	*	*	*
13/01/2022	14:00	*	*	*	*	*	*	*	*	*	*	*	*	*	*	*	*	*	*	*	*	*	*	*	*	*
13/01/2022	15:00	*	*	*	*	*	*	*	*	*	*	*	*	*	*	*	*	*	*	*	*	*	*	*	*	*
13/01/2022	16:00	*	*	*	*	*	*	*	*	*	*	*	*	*	*	*	*	*	*	*	*	*	*	*	*	*
13/01/2022	17:00	*	*	*	*	*	*	*	*	*	*	*	*	*	*	*	*	*	*	*	*	*	*	*	*	*
13/01/2022	18:00	*	*	*	*	*	*	*	*	*	*	*	*	*	*	*	*	*	*	*	*	*	*	*	*	*
13/01/2022	19:00	*	*	*	*	*	*	*	*	*	*	*	*	*	*	*	*	*	*	*	*	*	*	*	*	*
13/01/2022	20:00	*	*	*	*	*	*	*	*	*	*	*	*	*	*	*	*	*	*	*	*	*	*	*	*	*
13/01/2022	21:00	*	*	*	*	*	*	*	*	*	*	*	*	*	*	*	*	*	*	*	*	*	*	*	*	*
13/01/2022	22:00	*	*	*	*	*	*	*	*	*	*	*	*	*	*	*	*	*	*	*	*	*	*	*	*	*
13/01/2022	23:00	*	*	*	*	*	*	*	*	*	*	*	*	*	*	*	*	*	*	*	*	*	*	*	*	*
24 Hr Summary		0	0	0	0	0	0	0	0	0	0	0	0	0	0	0	0	0	0	0	0	0	0	*	*	*

Incoming Histogram

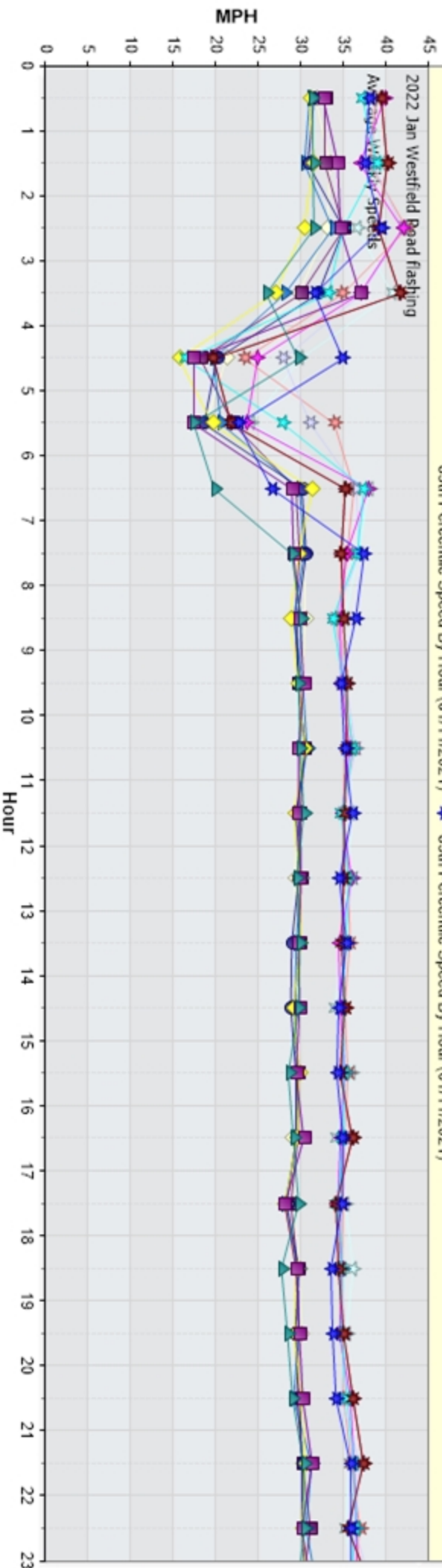
2022 Jan Westfield Road flashing

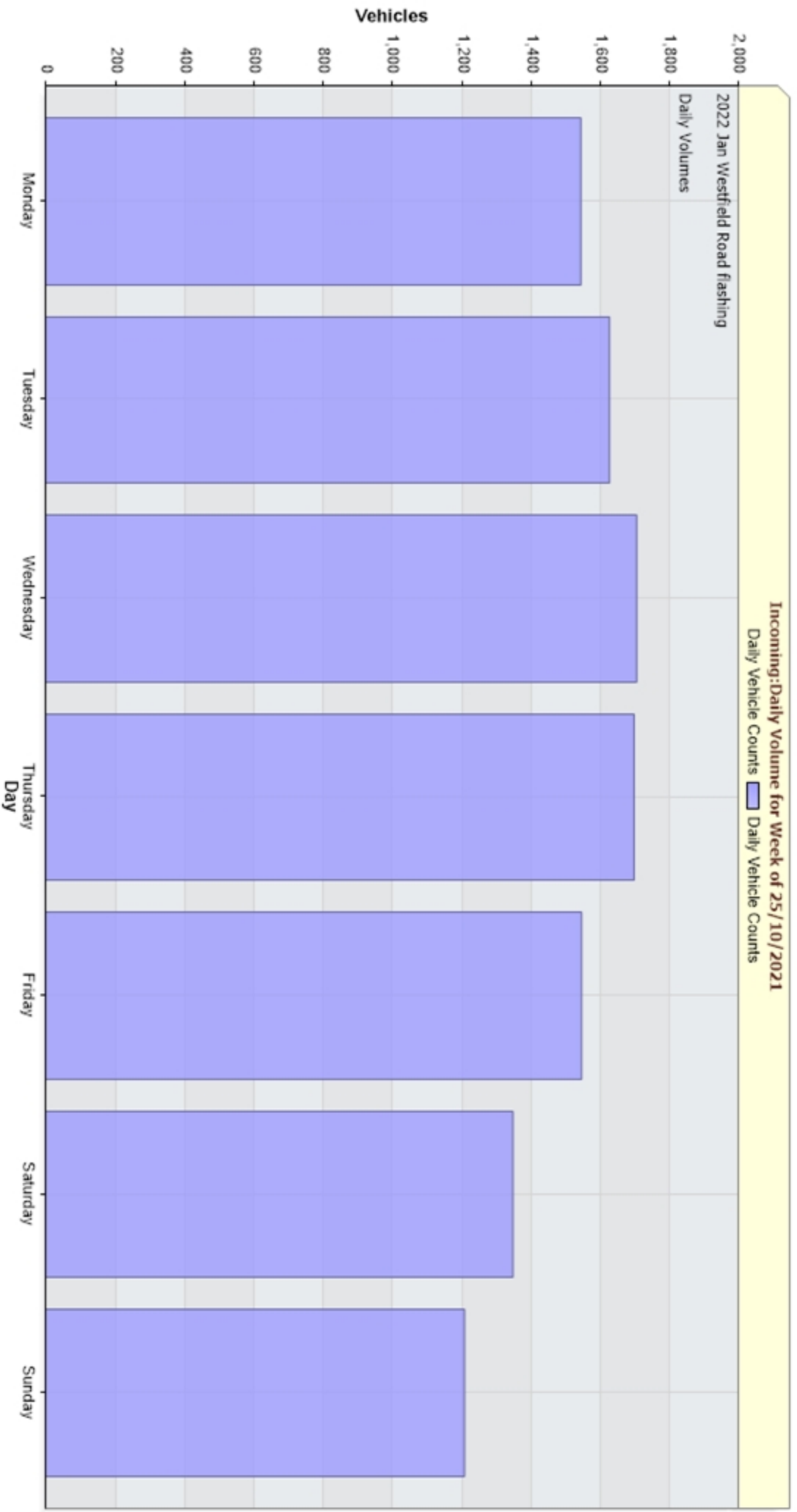
from Tue-Sep-21-2021-03-00-PM to Fri-Jan-14-2022-01-59-PM

Date	Starting Hr:min	<15	15 to <20	20 to <25	25 to <30	30 to <35	35 to <40	40 to <45	45 to <50	50 to <55	55 to <60	60 to <65	65 to <70	70 to <75	75 to <80	80 to <85	85 to <90	90 to <95	95 to <100	100 to >105	Total Counts	85pct Speed	10MPH Pace	% in pace	# of Speeders	% Speeders	
14/01/2022	00:00	*	*	*	*	*	*	*	*	*	*	*	*	*	*	*	*	*	*	*	*	*	*	*	*	*	
14/01/2022	01:00	*	*	*	*	*	*	*	*	*	*	*	*	*	*	*	*	*	*	*	*	*	*	*	*	*	
14/01/2022	02:00	*	*	*	*	*	*	*	*	*	*	*	*	*	*	*	*	*	*	*	*	*	*	*	*	*	
14/01/2022	03:00	*	*	*	*	*	*	*	*	*	*	*	*	*	*	*	*	*	*	*	*	*	*	*	*	*	
14/01/2022	04:00	*	*	*	*	*	*	*	*	*	*	*	*	*	*	*	*	*	*	*	*	*	*	*	*	*	
14/01/2022	05:00	*	*	*	*	*	*	*	*	*	*	*	*	*	*	*	*	*	*	*	*	*	*	*	*	*	
14/01/2022	06:00	*	*	*	*	*	*	*	*	*	*	*	*	*	*	*	*	*	*	*	*	*	*	*	*	*	
14/01/2022	07:00	*	*	*	*	*	*	*	*	*	*	*	*	*	*	*	*	*	*	*	*	*	*	*	*	*	
14/01/2022	08:00	*	*	*	*	*	*	*	*	*	*	*	*	*	*	*	*	*	*	*	*	*	*	*	*	*	
14/01/2022	09:00	*	*	*	*	*	*	*	*	*	*	*	*	*	*	*	*	*	*	*	*	*	*	*	*	*	
14/01/2022	10:00	*	*	*	*	*	*	*	*	*	*	*	*	*	*	*	*	*	*	*	*	*	*	*	*	*	
14/01/2022	11:00	*	*	*	*	*	*	*	*	*	*	*	*	*	*	*	*	*	*	*	*	*	*	*	*	*	
14/01/2022	12:00	*	*	*	*	*	*	*	*	*	*	*	*	*	*	*	*	*	*	*	*	*	*	*	*	*	
14/01/2022	13:00	0	0	0	0	0	0	0	0	0	0	0	0	0	0	0	0	0	0	0	0	0	0	*	*	*	
14/01/2022	14:00	*	*	*	*	*	*	*	*	*	*	*	*	*	*	*	*	*	*	*	*	*	*	*	*	*	*
14/01/2022	15:00	*	*	*	*	*	*	*	*	*	*	*	*	*	*	*	*	*	*	*	*	*	*	*	*	*	*
14/01/2022	16:00	*	*	*	*	*	*	*	*	*	*	*	*	*	*	*	*	*	*	*	*	*	*	*	*	*	*
14/01/2022	17:00	*	*	*	*	*	*	*	*	*	*	*	*	*	*	*	*	*	*	*	*	*	*	*	*	*	*
14/01/2022	18:00	*	*	*	*	*	*	*	*	*	*	*	*	*	*	*	*	*	*	*	*	*	*	*	*	*	*
14/01/2022	19:00	*	*	*	*	*	*	*	*	*	*	*	*	*	*	*	*	*	*	*	*	*	*	*	*	*	*
14/01/2022	20:00	*	*	*	*	*	*	*	*	*	*	*	*	*	*	*	*	*	*	*	*	*	*	*	*	*	*
14/01/2022	21:00	*	*	*	*	*	*	*	*	*	*	*	*	*	*	*	*	*	*	*	*	*	*	*	*	*	*
14/01/2022	22:00	*	*	*	*	*	*	*	*	*	*	*	*	*	*	*	*	*	*	*	*	*	*	*	*	*	*
14/01/2022	23:00	*	*	*	*	*	*	*	*	*	*	*	*	*	*	*	*	*	*	*	*	*	*	*	*	*	*
24 Hr Summary		0	0	0	0	0	0	0	0	0	0	0	0	0	0	0	0	0	0	0	0	0	0	0	*	*	*

Incoming: Average Hourly WEEKDAY Speeds for Week of 01/11/2021

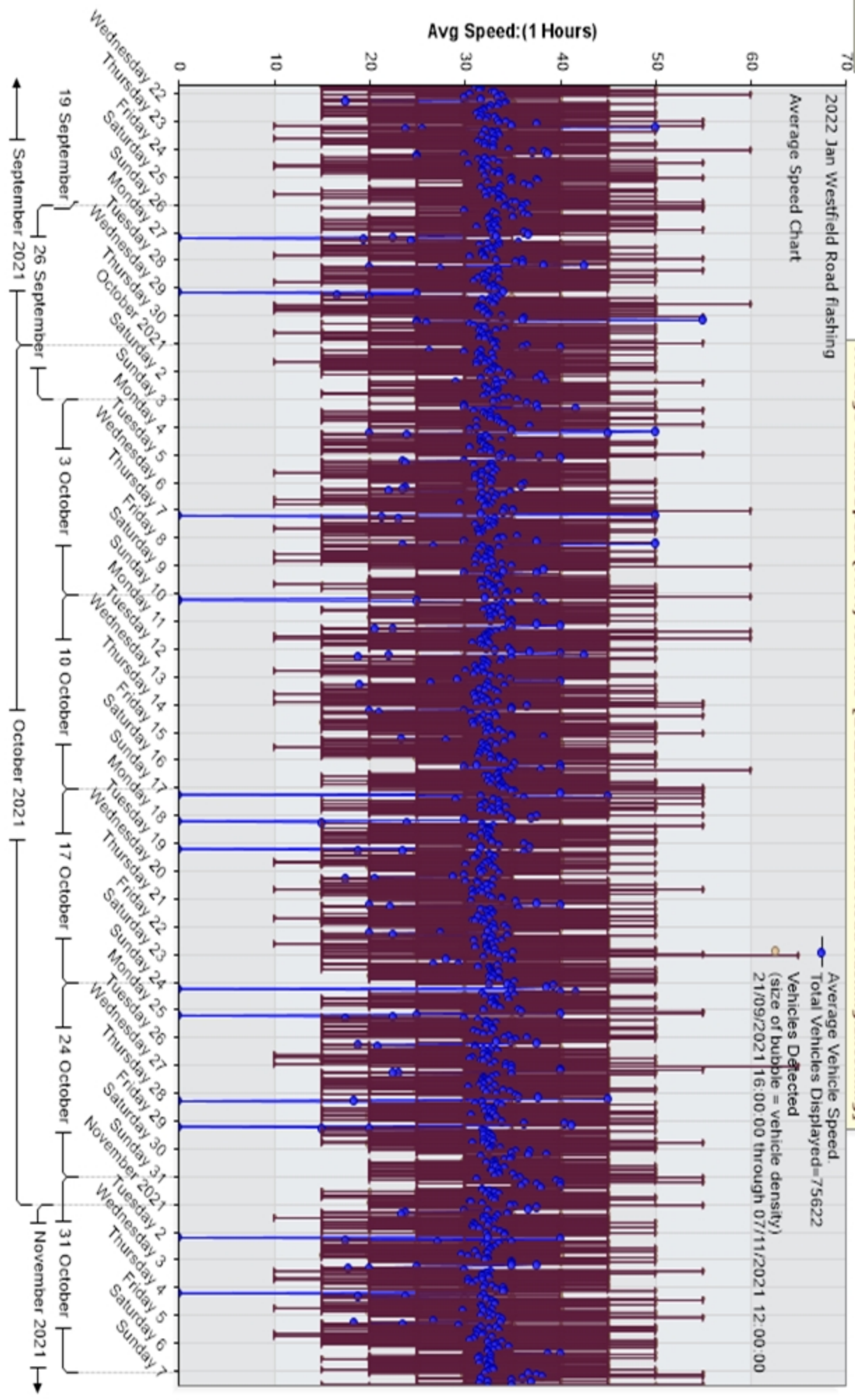
- Average Hourly WEEKDAY Speeds By Hour (25/10/2021) - ○ Average Hourly WEEKDAY Speeds By Hour (25/10/2021)
- 85th Percentile Speed By Hour (25/10/2021) - ◆ 85th Percentile Speed By Hour (25/10/2021)
- Average Hourly WEEKDAY Speeds By Hour (20/09/2021) - ◇ Average Hourly WEEKDAY Speeds By Hour (20/09/2021)
- 85th Percentile Speed By Hour (20/09/2021) - ◆ 85th Percentile Speed By Hour (20/09/2021)
- Average Hourly WEEKDAY Speeds By Hour (27/09/2021) - ■ Average Hourly WEEKDAY Speeds By Hour (27/09/2021)
- 85th Percentile Speed By Hour (27/09/2021) - ◆ 85th Percentile Speed By Hour (27/09/2021)
- Average Hourly WEEKDAY Speeds By Hour (04/10/2021) - ▲ Average Hourly WEEKDAY Speeds By Hour (04/10/2021)
- 85th Percentile Speed By Hour (04/10/2021) - ◆ 85th Percentile Speed By Hour (04/10/2021)
- Average Hourly WEEKDAY Speeds By Hour (11/10/2021) - ● Average Hourly WEEKDAY Speeds By Hour (11/10/2021)
- 85th Percentile Speed By Hour (11/10/2021) - ◆ 85th Percentile Speed By Hour (11/10/2021)
- Average Hourly WEEKDAY Speeds By Hour (18/10/2021) - ◆ Average Hourly WEEKDAY Speeds By Hour (18/10/2021)
- 85th Percentile Speed By Hour (18/10/2021) - ◆ 85th Percentile Speed By Hour (18/10/2021)
- Average Hourly WEEKDAY Speeds By Hour (25/10/2021) - ■ Average Hourly WEEKDAY Speeds By Hour (25/10/2021)
- 85th Percentile Speed By Hour (25/10/2021) - ◆ 85th Percentile Speed By Hour (25/10/2021)
- Average Hourly WEEKDAY Speeds By Hour (01/11/2021) - ▲ Average Hourly WEEKDAY Speeds By Hour (01/11/2021)
- 85th Percentile Speed By Hour (01/11/2021) - ◆ 85th Percentile Speed By Hour (01/11/2021)





Zoom help

Average Vehicle Speed (MPH) vs. Time [2022 Jan Westfield Road Flashing: Incoming]



Zoom help

Vehicle Counts vs. Time [2022 Jan Westfield Road Flashing]



35,000

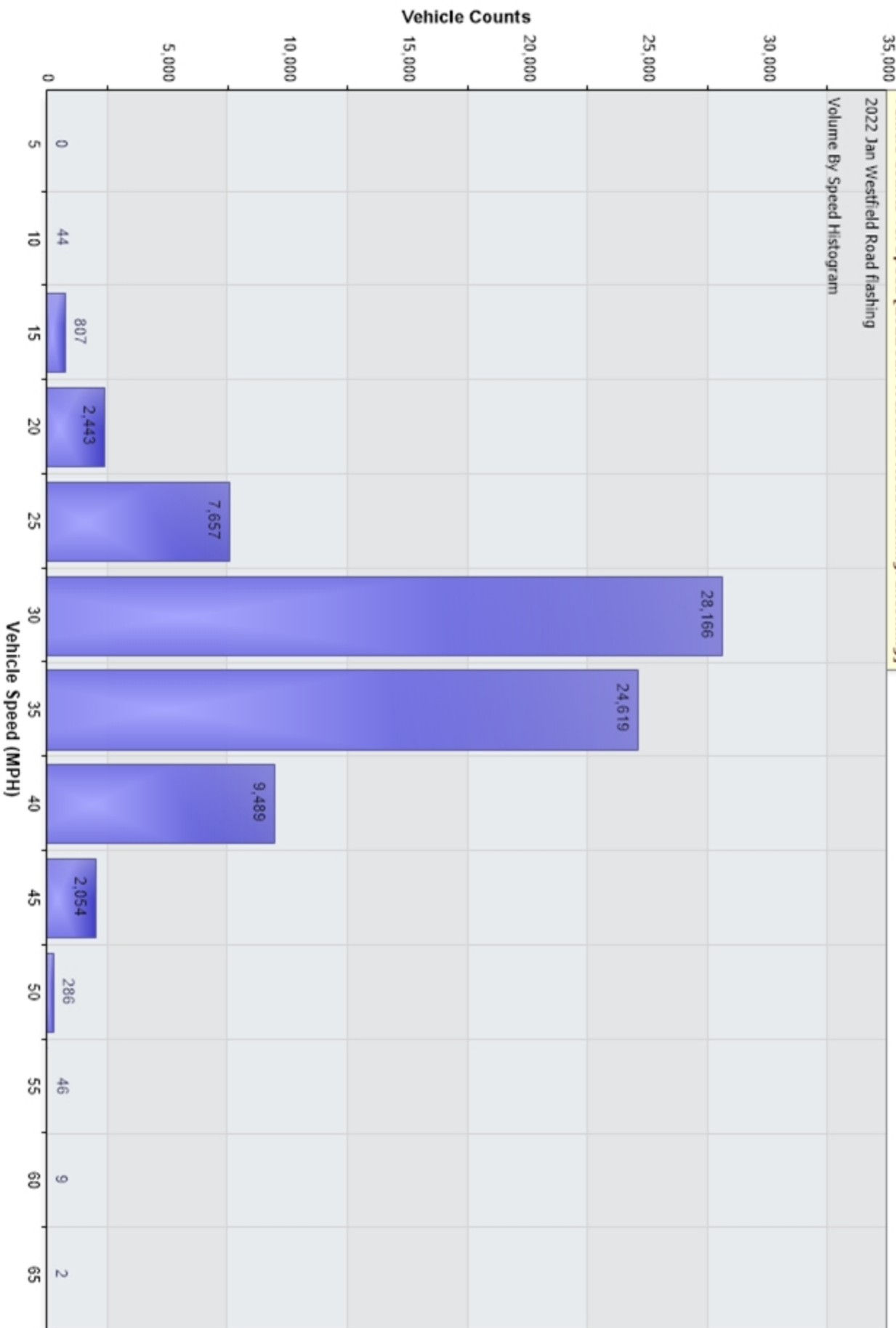
2022 Jan Westfield Road Flashing

Volume By Speed Histogram

Vehicle Counts Vs. Speed [2022 Jan Westfield Road Flashing: Incoming]

75,622

Counts



Percentile Counts Vs. Speed for [2022 Jan Westfield Road Flashing: Incoming]

2022 Jan Westfield Road flashing

85th Pct Speed=35.3 MPH

Vehicles in data=75622

21/09/2021 15:00:00 to 14/01/2022 13:59:59

