

For Project: Feb 22 non flashing westfield road  
 Project Notes: after the BC changes  
 Location/Name: Incoming  
 Report Generated: 22/02/2022 15:48  
 Speed Intervals: 5 MPH  
 Time Intervals: Instant  
 Traffic Report From: 14/01/2022 12:00:00 through 14/02/2022 11:59:59  
 85th Percentile Speed: 38.6 MPH  
 85th Percentile Vehicles: 54665  
 Max Speed: 80 MPH on 29/01/2022 01:00:00  
 Total Vehicles: 64312  
 AADT: 2074

## Volumes - weekly counts

Time	5 Day	7 Day
Average Daily	2214	2037
AM Peak 08:00	200	153
PM Peak 05:00	238	202

## Speed

Speed Limit: 35  
 85th Percentile Speed: 38.6  
 Average Speed: 31.28

	Monday	Tuesday	Wednesday	Thursday	Friday	Saturday	Sunday
Count over limit	2422	2363	2407	2363	3066	2943	2303
% over limit	25.2	25.3	25.8	25.2	28.7	34.1	31.4
Avg Speeder	39.7	39.8	39.8	39.9	39.8	40.4	40.3

Day/Time Ending	85th pctl (MPH)	85th pctl cnts	Total Cnts	Max Speed	Avg Speeder	% Speeders
14/01/2022 01:00:00 PM	36.9	105	123	50	39.1	20.3%
14/01/2022 02:00:00 PM	38.3	109	128	55	38.9	29.7%
14/01/2022 03:00:00 PM	38.5	142	167	50	38.9	31.7%
14/01/2022 04:00:00 PM	39.0	164	193	50	39.9	29.0%
14/01/2022 05:00:00 PM	39.0	198	233	50	39.7	29.2%
14/01/2022 06:00:00 PM	36.6	188	221	55	39.2	19.9%
14/01/2022 07:00:00 PM	37.8	152	179	55	39.2	26.8%
14/01/2022 08:00:00 PM	39.5	82	96	60	40.7	32.3%
14/01/2022 09:00:00 PM	40.6	73	86	60	42.3	32.6%
14/01/2022 10:00:00 PM	43.1	40	47	65	41.7	51.1%
14/01/2022 11:00:00 PM	39.4	39	46	55	40.7	30.4%
15/01/2022 12:00:00 AM	40.0	22	26	45	40.4	26.9%
15/01/2022 01:00:00 AM	45.0	13	15	65	45.0	53.3%
15/01/2022 02:00:00 AM	45.0	10	12	75	54.2	25.0%
15/01/2022 03:00:00 AM	45.0	6	7	50	43.8	57.1%
15/01/2022 04:00:00 AM	30.0	1	1	30	0.0	0.0%
15/01/2022 05:00:00 AM	45.0	4	5	50	45.0	40.0%
15/01/2022 06:00:00 AM	40.0	11	13	45	40.0	30.8%
15/01/2022 07:00:00 AM	40.0	6	7	55	45.0	28.6%
15/01/2022 08:00:00 AM	40.0	16	19	45	39.2	47.4%
15/01/2022 09:00:00 AM	41.0	38	45	55	40.8	40.0%
15/01/2022 10:00:00 AM	42.8	71	83	55	41.1	45.8%
15/01/2022 11:00:00 AM	39.6	108	127	60	40.1	40.9%
15/01/2022 12:00:00 PM	37.7	129	152	50	39.3	24.3%
15/01/2022 01:00:00 PM	38.9	136	160	55	39.6	31.9%
15/01/2022 02:00:00 PM	39.2	135	159	60	40.3	35.8%
15/01/2022 03:00:00 PM	39.7	120	141	55	41.1	27.7%
15/01/2022 04:00:00 PM	39.7	116	136	55	40.0	35.3%
15/01/2022 05:00:00 PM	38.2	124	146	65	40.4	24.7%
15/01/2022 06:00:00 PM	41.1	121	142	55	41.1	33.1%
15/01/2022 07:00:00 PM	39.4	94	111	60	40.3	36.9%
15/01/2022 08:00:00 PM	39.7	65	77	55	40.0	39.0%
15/01/2022 09:00:00 PM	43.3	46	54	60	41.9	48.1%
15/01/2022 10:00:00 PM	42.5	29	34	55	40.9	47.1%
15/01/2022 11:00:00 PM	40.0	37	43	55	39.9	44.2%
16/01/2022 12:00:00 AM	42.9	25	29	50	40.3	55.2%
16/01/2022 01:00:00 AM	50.0	14	17	55	46.6	64.7%
16/01/2022 02:00:00 AM	45.0	7	8	50	41.3	50.0%
16/01/2022 03:00:00 AM	50.0	2	2	50	42.5	100.0%
16/01/2022 04:00:00 AM	47.5	3	4	50	42.5	100.0%
16/01/2022 05:00:00 AM	35.0	2	2	35	0.0	0.0%
16/01/2022 06:00:00 AM	40.0	4	5	55	45.0	40.0%
16/01/2022 07:00:00 AM	35.0	3	4	45	42.5	25.0%
16/01/2022 08:00:00 AM	43.0	13	15	45	41.1	46.7%
16/01/2022 09:00:00 AM	41.2	17	20	45	40.0	40.0%
16/01/2022 10:00:00 AM	38.9	49	58	50	40.6	27.6%
16/01/2022 11:00:00 AM	38.5	100	118	50	38.8	34.7%
16/01/2022 12:00:00 PM	38.2	127	149	45	38.5	30.2%
16/01/2022 01:00:00 PM	37.4	125	147	50	40.2	20.4%

16/01/2022 02:00:00 PM	40.7	116	136	55	40.7	35.3%
16/01/2022 03:00:00 PM	38.6	105	124	50	39.0	31.5%
16/01/2022 04:00:00 PM	37.5	116	137	50	39.8	21.9%
16/01/2022 05:00:00 PM	38.1	105	123	45	39.6	22.8%
16/01/2022 06:00:00 PM	41.2	69	81	55	41.6	33.3%
16/01/2022 07:00:00 PM	39.6	63	74	65	41.4	31.1%
16/01/2022 08:00:00 PM	43.0	57	67	60	42.7	34.3%
16/01/2022 09:00:00 PM	37.0	27	32	45	38.9	21.9%
16/01/2022 10:00:00 PM	40.0	21	25	45	39.7	36.0%
16/01/2022 11:00:00 PM	46.2	15	18	50	43.1	50.0%
17/01/2022 12:00:00 AM	42.5	9	11	50	40.8	54.5%
17/01/2022 01:00:00 AM	35.0	4	5	45	42.5	20.0%
17/01/2022 02:00:00 AM	35.0	1	1	35	0.0	0.0%
17/01/2022 03:00:00 AM	35.0	1	1	35	0.0	0.0%
17/01/2022 04:00:00 AM	50.0	3	3	50	47.5	33.3%
17/01/2022 05:00:00 AM	35.0	5	6	45	42.5	16.7%
17/01/2022 06:00:00 AM	37.0	18	21	40	37.5	23.8%
17/01/2022 07:00:00 AM	38.0	27	32	50	40.6	25.0%
17/01/2022 08:00:00 AM	35.6	126	148	50	39.6	16.2%
17/01/2022 09:00:00 AM	35.7	189	222	50	39.0	16.7%
17/01/2022 10:00:00 AM	38.6	113	133	55	40.4	24.8%
17/01/2022 11:00:00 AM	38.7	74	87	50	39.2	31.0%
17/01/2022 12:00:00 PM	37.6	99	117	50	39.3	23.9%
17/01/2022 01:00:00 PM	39.2	139	163	55	39.7	30.7%
17/01/2022 02:00:00 PM	37.4	125	147	75	41.8	20.4%
17/01/2022 03:00:00 PM	38.5	125	147	50	38.9	32.0%
17/01/2022 04:00:00 PM	38.0	182	214	50	38.9	27.6%
17/01/2022 05:00:00 PM	36.5	184	217	45	38.5	19.8%
17/01/2022 06:00:00 PM	36.6	185	218	50	39.5	19.3%
17/01/2022 07:00:00 PM	37.2	139	163	50	38.4	23.3%
17/01/2022 08:00:00 PM	38.6	80	94	45	39.6	25.5%
17/01/2022 09:00:00 PM	39.3	49	58	55	42.5	25.9%
17/01/2022 10:00:00 PM	40.0	37	43	50	40.2	34.9%
17/01/2022 11:00:00 PM	39.0	25	29	55	39.2	41.4%
18/01/2022 12:00:00 AM	38.6	20	24	50	39.2	37.5%
18/01/2022 01:00:00 AM	35.0	8	10	45	40.0	20.0%
18/01/2022 02:00:00 AM	55.0	3	3	55	52.5	33.3%
18/01/2022 03:00:00 AM	30.0	2	2	30	0.0	0.0%
18/01/2022 04:00:00 AM	35.0	1	1	35	0.0	0.0%
18/01/2022 05:00:00 AM	43.3	7	8	45	41.3	50.0%
18/01/2022 06:00:00 AM	41.7	24	28	50	41.9	28.6%
18/01/2022 07:00:00 AM	40.0	30	35	50	41.3	22.9%
18/01/2022 08:00:00 AM	36.5	133	157	55	40.4	18.5%
18/01/2022 09:00:00 AM	38.5	180	212	50	39.1	29.7%
18/01/2022 10:00:00 AM	38.6	95	112	50	39.6	29.5%
18/01/2022 11:00:00 AM	39.3	97	114	55	40.0	31.6%
18/01/2022 12:00:00 PM	38.5	93	109	50	40.0	27.5%
18/01/2022 01:00:00 PM	37.3	116	137	45	38.8	23.4%
18/01/2022 02:00:00 PM	37.2	144	169	50	38.2	24.3%
18/01/2022 03:00:00 PM	39.4	119	140	50	41.0	25.7%

18/01/2022 04:00:00 PM	37.9	144	169	50	39.5	23.7%
18/01/2022 05:00:00 PM	37.7	183	215	50	39.6	22.8%
18/01/2022 06:00:00 PM	35.6	195	229	45	38.4	16.6%
18/01/2022 07:00:00 PM	37.0	148	174	45	38.9	21.3%
18/01/2022 08:00:00 PM	37.6	87	102	55	38.8	25.5%
18/01/2022 09:00:00 PM	39.1	65	76	55	40.8	26.3%
18/01/2022 10:00:00 PM	41.7	36	42	60	40.8	42.9%
18/01/2022 11:00:00 PM	40.0	34	40	50	40.8	30.0%
19/01/2022 12:00:00 AM	41.7	17	20	50	41.1	35.0%
19/01/2022 01:00:00 AM	33.3	3	4	35	0.0	0.0%
19/01/2022 02:00:00 AM	30.0	3	4	40	37.5	25.0%
19/01/2022 03:00:00 AM	35.0	1	1	35	0.0	0.0%
19/01/2022 04:00:00 AM	50.0	1	1	50	47.5	100.0%
19/01/2022 05:00:00 AM	40.0	7	8	45	39.2	37.5%
19/01/2022 06:00:00 AM	33.6	23	27	45	40.0	7.4%
19/01/2022 07:00:00 AM	42.5	31	36	50	42.0	30.6%
19/01/2022 08:00:00 AM	36.4	136	160	50	39.9	18.1%
19/01/2022 09:00:00 AM	37.6	163	192	55	39.8	22.9%
19/01/2022 10:00:00 AM	38.9	112	132	55	40.2	26.5%
19/01/2022 11:00:00 AM	36.6	105	124	50	38.9	20.2%
19/01/2022 12:00:00 PM	37.7	110	130	50	40.0	21.5%
19/01/2022 01:00:00 PM	36.1	131	154	55	38.9	18.2%
19/01/2022 02:00:00 PM	37.7	104	122	55	38.8	26.2%
19/01/2022 03:00:00 PM	37.0	118	139	45	39.1	20.9%
19/01/2022 04:00:00 PM	38.3	167	196	55	40.0	25.5%
19/01/2022 05:00:00 PM	38.8	178	209	60	39.8	30.6%
19/01/2022 06:00:00 PM	36.9	196	230	50	38.3	22.2%
19/01/2022 07:00:00 PM	38.9	161	189	65	40.3	28.6%
19/01/2022 08:00:00 PM	39.5	98	115	50	39.9	30.4%
19/01/2022 09:00:00 PM	40.0	50	59	50	41.5	25.4%
19/01/2022 10:00:00 PM	41.2	51	60	55	41.3	40.0%
19/01/2022 11:00:00 PM	39.0	37	43	55	40.4	32.6%
20/01/2022 12:00:00 AM	42.5	22	26	65	43.9	42.3%
20/01/2022 01:00:00 AM	42.5	6	7	45	40.0	57.1%
20/01/2022 02:00:00 AM	35.0	1	1	35	0.0	0.0%
20/01/2022 03:00:00 AM	40.0	3	3	40	37.5	66.7%
20/01/2022 04:00:00 AM	30.0	3	4	35	0.0	0.0%
20/01/2022 05:00:00 AM	45.0	8	9	50	44.2	33.3%
20/01/2022 06:00:00 AM	40.0	20	24	50	42.5	20.8%
20/01/2022 07:00:00 AM	38.0	31	36	55	40.6	22.2%
20/01/2022 08:00:00 AM	37.2	111	131	50	38.8	22.9%
20/01/2022 09:00:00 AM	37.4	177	208	45	38.8	23.1%
20/01/2022 10:00:00 AM	38.4	92	108	60	40.1	26.9%
20/01/2022 11:00:00 AM	38.4	91	107	55	39.4	29.0%
20/01/2022 12:00:00 PM	39.0	88	104	55	41.3	23.1%
20/01/2022 01:00:00 PM	36.9	116	137	50	39.6	20.4%
20/01/2022 02:00:00 PM	38.5	114	134	50	39.7	25.4%
20/01/2022 03:00:00 PM	38.6	116	136	50	39.9	25.7%
20/01/2022 04:00:00 PM	37.0	154	181	50	39.4	20.4%
20/01/2022 05:00:00 PM	37.6	153	180	50	38.7	25.6%

20/01/2022 06:00:00 PM	36.2	201	236	50	38.5	18.6%
20/01/2022 07:00:00 PM	37.4	152	179	50	39.8	21.8%
20/01/2022 08:00:00 PM	38.6	86	101	50	39.2	29.7%
20/01/2022 09:00:00 PM	38.8	57	67	50	39.1	32.8%
20/01/2022 10:00:00 PM	40.0	54	63	55	41.2	36.5%
20/01/2022 11:00:00 PM	40.8	44	52	50	40.8	34.6%
21/01/2022 12:00:00 AM	40.0	18	21	50	42.5	23.8%
21/01/2022 01:00:00 AM	45.0	14	16	50	41.0	62.5%
21/01/2022 02:00:00 AM	45.0	2	2	45	40.0	100.0%
21/01/2022 03:00:00 AM	32.5	4	5	35	0.0	0.0%
21/01/2022 04:00:00 AM	40.0	2	2	40	37.5	50.0%
21/01/2022 05:00:00 AM	43.3	5	6	45	42.5	50.0%
21/01/2022 06:00:00 AM	34.2	13	15	45	42.5	6.7%
21/01/2022 07:00:00 AM	45.0	23	27	50	42.0	37.0%
21/01/2022 08:00:00 AM	36.5	112	132	50	39.3	18.9%
21/01/2022 09:00:00 AM	38.0	150	177	50	39.4	25.4%
21/01/2022 10:00:00 AM	37.6	97	114	45	38.5	25.4%
21/01/2022 11:00:00 AM	39.8	99	116	60	41.1	31.9%
21/01/2022 12:00:00 PM	36.5	124	146	45	38.5	19.9%
21/01/2022 01:00:00 PM	37.2	126	148	55	38.8	23.6%
21/01/2022 02:00:00 PM	37.0	128	151	45	38.4	22.5%
21/01/2022 03:00:00 PM	38.8	118	139	55	40.0	28.8%
21/01/2022 04:00:00 PM	38.6	172	202	55	40.0	27.7%
21/01/2022 05:00:00 PM	38.2	172	202	50	38.9	28.7%
21/01/2022 06:00:00 PM	36.0	184	217	60	39.8	18.0%
21/01/2022 07:00:00 PM	38.2	148	174	55	39.4	28.7%
21/01/2022 08:00:00 PM	38.4	99	117	55	39.8	28.2%
21/01/2022 09:00:00 PM	41.7	61	72	60	42.3	33.3%
21/01/2022 10:00:00 PM	39.5	31	36	50	39.5	41.7%
21/01/2022 11:00:00 PM	41.7	42	50	55	41.1	44.0%
22/01/2022 12:00:00 AM	40.0	38	45	55	41.0	37.8%
22/01/2022 01:00:00 AM	44.0	13	15	50	41.4	60.0%
22/01/2022 02:00:00 AM	39.0	11	13	70	42.5	46.2%
22/01/2022 03:00:00 AM	45.0	3	4	50	44.2	75.0%
22/01/2022 04:00:00 AM	35.0	4	5	45	42.5	20.0%
22/01/2022 05:00:00 AM	40.0	4	5	45	40.0	40.0%
22/01/2022 06:00:00 AM	45.0	8	9	50	42.5	44.4%
22/01/2022 07:00:00 AM	45.0	6	7	60	50.0	28.6%
22/01/2022 08:00:00 AM	40.0	17	20	55	41.7	30.0%
22/01/2022 09:00:00 AM	40.6	45	53	50	40.4	32.1%
22/01/2022 10:00:00 AM	39.0	65	76	50	40.4	25.0%
22/01/2022 11:00:00 AM	39.0	110	130	50	40.0	27.7%
22/01/2022 12:00:00 PM	39.6	118	139	50	40.3	30.9%
22/01/2022 01:00:00 PM	38.9	136	160	55	40.4	25.6%
22/01/2022 02:00:00 PM	38.5	145	171	55	39.4	28.7%
22/01/2022 03:00:00 PM	38.5	137	161	50	39.1	30.4%
22/01/2022 04:00:00 PM	39.2	127	149	50	39.6	32.2%
22/01/2022 05:00:00 PM	38.7	124	146	50	39.6	28.8%
22/01/2022 06:00:00 PM	39.4	122	144	60	40.3	34.7%
22/01/2022 07:00:00 PM	39.8	111	131	55	40.1	37.4%

22/01/2022 08:00:00 PM	41.9	72	85	50	40.7	42.4%
22/01/2022 09:00:00 PM	40.0	53	62	70	41.7	38.7%
22/01/2022 10:00:00 PM	41.7	34	40	55	42.9	30.0%
22/01/2022 11:00:00 PM	41.2	42	50	70	42.2	38.0%
23/01/2022 12:00:00 AM	44.0	35	41	70	44.8	31.7%
23/01/2022 01:00:00 AM	41.7	15	18	55	41.8	38.9%
23/01/2022 02:00:00 AM	40.0	12	14	50	40.5	35.7%
23/01/2022 03:00:00 AM	50.0	2	2	50	42.5	100.0%
23/01/2022 04:00:00 AM	35.0	3	3	35	0.0	0.0%
23/01/2022 05:00:00 AM	60.0	3	4	65	52.5	75.0%
23/01/2022 06:00:00 AM	30.0	1	1	30	0.0	0.0%
23/01/2022 07:00:00 AM	45.0	2	2	45	42.5	50.0%
23/01/2022 08:00:00 AM	45.0	7	8	50	41.3	50.0%
23/01/2022 09:00:00 AM	38.6	24	28	55	39.7	32.1%
23/01/2022 10:00:00 AM	38.9	48	56	50	40.2	26.8%
23/01/2022 11:00:00 AM	38.8	76	90	55	39.5	33.3%
23/01/2022 12:00:00 PM	38.8	129	152	60	39.8	28.9%
23/01/2022 01:00:00 PM	38.8	114	134	50	39.8	26.1%
23/01/2022 02:00:00 PM	39.2	139	163	50	39.8	31.3%
23/01/2022 03:00:00 PM	39.1	105	124	55	39.6	33.9%
23/01/2022 04:00:00 PM	37.0	113	133	50	38.9	21.8%
23/01/2022 05:00:00 PM	39.4	109	128	55	39.5	37.5%
23/01/2022 06:00:00 PM	38.4	72	85	50	39.6	28.2%
23/01/2022 07:00:00 PM	39.8	62	73	60	40.9	42.5%
23/01/2022 08:00:00 PM	41.0	58	68	55	40.8	33.8%
23/01/2022 09:00:00 PM	42.5	37	43	60	40.7	51.2%
23/01/2022 10:00:00 PM	45.0	22	26	50	42.1	53.8%
23/01/2022 11:00:00 PM	47.5	14	16	70	43.4	68.8%
24/01/2022 12:00:00 AM	35.0	8	10	45	40.0	20.0%
24/01/2022 01:00:00 AM	35.0	3	4	50	47.5	25.0%
24/01/2022 02:00:00 AM	50.0	1	1	50	47.5	100.0%
24/01/2022 03:00:00 AM	45.0	1	1	45	42.5	100.0%
24/01/2022 04:00:00 AM	25.0	1	1	25	0.0	0.0%
24/01/2022 05:00:00 AM	40.0	11	13	45	40.8	23.1%
24/01/2022 06:00:00 AM	37.5	23	27	65	44.5	18.5%
24/01/2022 07:00:00 AM	39.0	31	37	50	41.0	27.0%
24/01/2022 08:00:00 AM	36.7	133	156	50	39.1	19.9%
24/01/2022 09:00:00 AM	36.7	185	218	50	39.4	19.7%
24/01/2022 10:00:00 AM	37.1	103	121	65	39.8	21.5%
24/01/2022 11:00:00 AM	37.5	92	108	60	41.4	20.4%
24/01/2022 12:00:00 PM	39.2	87	102	55	41.1	24.5%
24/01/2022 01:00:00 PM	38.5	110	130	50	39.0	31.5%
24/01/2022 02:00:00 PM	36.8	99	117	50	38.9	21.4%
24/01/2022 03:00:00 PM	39.0	114	134	50	39.4	33.6%
24/01/2022 04:00:00 PM	38.2	144	170	60	39.2	28.8%
24/01/2022 05:00:00 PM	37.6	182	214	50	38.8	24.3%
24/01/2022 06:00:00 PM	35.5	193	227	50	40.0	15.9%
24/01/2022 07:00:00 PM	38.6	167	196	55	40.1	25.0%
24/01/2022 08:00:00 PM	38.1	80	94	50	39.1	26.6%
24/01/2022 09:00:00 PM	42.0	54	63	55	41.8	34.9%

24/01/2022 10:00:00 PM	39.5	34	40	60	41.8	37.5%
24/01/2022 11:00:00 PM	37.5	16	19	40	37.5	31.6%
25/01/2022 12:00:00 AM	42.5	14	17	50	41.8	41.2%
25/01/2022 01:00:00 AM	40.0	3	4	45	39.2	75.0%
25/01/2022 02:00:00 AM	50.0	2	2	50	47.5	50.0%
25/01/2022 03:00:00 AM	35.0	4	5	45	42.5	20.0%
25/01/2022 04:00:00 AM	35.0	3	3	35	0.0	0.0%
25/01/2022 05:00:00 AM	40.0	8	10	45	40.8	30.0%
25/01/2022 06:00:00 AM	40.0	29	34	55	40.2	38.2%
25/01/2022 07:00:00 AM	42.5	34	40	55	44.0	25.0%
25/01/2022 08:00:00 AM	35.4	139	164	50	38.8	16.5%
25/01/2022 09:00:00 AM	37.0	170	200	50	39.3	20.5%
25/01/2022 10:00:00 AM	39.4	96	113	60	40.3	35.4%
25/01/2022 11:00:00 AM	37.2	88	104	45	38.8	23.1%
25/01/2022 12:00:00 PM	37.7	86	101	60	40.5	21.8%
25/01/2022 01:00:00 PM	37.1	115	135	50	39.9	20.0%
25/01/2022 02:00:00 PM	36.1	113	133	55	40.3	17.3%
25/01/2022 03:00:00 PM	39.3	98	115	50	40.5	26.1%
25/01/2022 04:00:00 PM	38.6	140	165	55	39.3	30.3%
25/01/2022 05:00:00 PM	37.8	191	225	50	38.9	26.2%
25/01/2022 06:00:00 PM	37.3	188	221	50	39.0	23.1%
25/01/2022 07:00:00 PM	38.8	148	174	55	39.8	31.0%
25/01/2022 08:00:00 PM	38.5	96	113	60	41.2	23.0%
25/01/2022 09:00:00 PM	39.4	54	64	60	40.0	40.6%
25/01/2022 10:00:00 PM	38.3	46	54	50	39.1	29.6%
25/01/2022 11:00:00 PM	35.0	21	25	55	45.0	16.0%
26/01/2022 12:00:00 AM	45.0	12	14	55	42.5	50.0%
26/01/2022 01:00:00 AM	40.0	8	10	65	43.5	50.0%
26/01/2022 02:00:00 AM	0.0	0	0	0	0.0	0.0%
26/01/2022 03:00:00 AM	0.0	0	0	0	0.0	0.0%
26/01/2022 04:00:00 AM	30.0	3	3	30	0.0	0.0%
26/01/2022 05:00:00 AM	37.5	10	12	50	40.8	25.0%
26/01/2022 06:00:00 AM	39.4	28	33	55	40.8	36.4%
26/01/2022 07:00:00 AM	41.7	35	41	55	43.0	26.8%
26/01/2022 08:00:00 AM	38.8	122	143	50	39.6	28.0%
26/01/2022 09:00:00 AM	37.7	176	207	50	39.4	23.7%
26/01/2022 10:00:00 AM	37.9	117	138	50	39.2	26.1%
26/01/2022 11:00:00 AM	37.3	88	103	50	38.3	24.3%
26/01/2022 12:00:00 PM	39.2	89	105	55	41.2	25.7%
26/01/2022 01:00:00 PM	37.5	105	123	50	39.3	22.8%
26/01/2022 02:00:00 PM	39.2	112	132	60	40.2	28.0%
26/01/2022 03:00:00 PM	38.2	111	131	50	39.3	27.5%
26/01/2022 04:00:00 PM	37.8	144	170	55	40.1	24.1%
26/01/2022 05:00:00 PM	38.5	173	203	50	39.2	28.6%
26/01/2022 06:00:00 PM	37.1	191	225	50	39.0	21.8%
26/01/2022 07:00:00 PM	37.4	167	196	60	39.9	21.4%
26/01/2022 08:00:00 PM	38.2	97	114	55	39.9	25.4%
26/01/2022 09:00:00 PM	40.0	68	80	50	40.8	28.8%
26/01/2022 10:00:00 PM	42.5	41	48	50	41.4	37.5%
26/01/2022 11:00:00 PM	43.8	23	27	50	40.8	55.6%

27/01/2022 12:00:00 AM	47.5	14	16	60	43.1	50.0%
27/01/2022 01:00:00 AM	40.0	8	10	45	39.5	50.0%
27/01/2022 02:00:00 AM	35.0	2	2	35	0.0	0.0%
27/01/2022 03:00:00 AM	15.0	1	1	15	0.0	0.0%
27/01/2022 04:00:00 AM	35.0	3	3	35	0.0	0.0%
27/01/2022 05:00:00 AM	35.0	9	11	50	45.0	18.2%
27/01/2022 06:00:00 AM	40.0	31	36	50	40.0	33.3%
27/01/2022 07:00:00 AM	41.0	40	47	60	41.6	34.0%
27/01/2022 08:00:00 AM	37.3	112	132	50	40.1	20.5%
27/01/2022 09:00:00 AM	35.2	165	194	50	39.3	15.5%
27/01/2022 10:00:00 AM	37.1	114	134	50	39.1	21.6%
27/01/2022 11:00:00 AM	36.4	85	100	50	39.1	19.0%
27/01/2022 12:00:00 PM	39.5	105	124	55	40.6	29.0%
27/01/2022 01:00:00 PM	37.2	116	136	50	39.7	19.9%
27/01/2022 02:00:00 PM	39.0	102	120	50	40.1	28.3%
27/01/2022 03:00:00 PM	41.5	115	135	60	41.0	35.6%
27/01/2022 04:00:00 PM	37.9	151	178	50	39.4	24.7%
27/01/2022 05:00:00 PM	38.4	166	195	50	39.8	26.2%
27/01/2022 06:00:00 PM	36.3	206	242	50	38.8	18.6%
27/01/2022 07:00:00 PM	38.0	146	172	50	39.8	25.6%
27/01/2022 08:00:00 PM	39.8	86	101	50	39.8	34.7%
27/01/2022 09:00:00 PM	40.8	65	76	60	41.0	40.8%
27/01/2022 10:00:00 PM	40.0	53	62	50	41.2	30.6%
27/01/2022 11:00:00 PM	42.5	34	40	65	42.5	40.0%
28/01/2022 12:00:00 AM	47.5	21	25	55	45.4	48.0%
28/01/2022 01:00:00 AM	37.5	5	6	40	37.5	33.3%
28/01/2022 02:00:00 AM	45.0	3	3	45	39.2	100.0%
28/01/2022 03:00:00 AM	15.0	1	1	15	0.0	0.0%
28/01/2022 04:00:00 AM	45.0	2	2	45	42.5	50.0%
28/01/2022 05:00:00 AM	45.0	7	8	55	44.2	37.5%
28/01/2022 06:00:00 AM	43.3	24	28	50	41.7	42.9%
28/01/2022 07:00:00 AM	42.5	26	30	60	43.1	30.0%
28/01/2022 08:00:00 AM	37.9	110	130	50	39.7	24.6%
28/01/2022 09:00:00 AM	37.7	156	183	50	39.2	24.0%
28/01/2022 10:00:00 AM	38.2	99	116	50	39.4	26.7%
28/01/2022 11:00:00 AM	36.8	112	132	55	39.5	20.5%
28/01/2022 12:00:00 PM	39.0	113	133	50	40.2	27.8%
28/01/2022 01:00:00 PM	38.2	120	141	70	41.0	24.1%
28/01/2022 02:00:00 PM	38.0	114	134	50	39.4	26.1%
28/01/2022 03:00:00 PM	39.0	115	135	50	39.9	27.4%
28/01/2022 04:00:00 PM	38.4	160	188	50	39.2	28.7%
28/01/2022 05:00:00 PM	38.6	166	195	50	38.9	32.8%
28/01/2022 06:00:00 PM	37.6	187	220	50	39.1	23.6%
28/01/2022 07:00:00 PM	37.3	154	181	60	39.3	22.7%
28/01/2022 08:00:00 PM	39.7	92	108	55	40.9	31.5%
28/01/2022 09:00:00 PM	40.0	65	77	60	40.6	35.1%
28/01/2022 10:00:00 PM	42.5	42	49	55	41.9	34.7%
28/01/2022 11:00:00 PM	44.2	48	57	70	43.1	43.9%
29/01/2022 12:00:00 AM	40.0	23	27	55	42.5	29.6%
29/01/2022 01:00:00 AM	42.5	17	20	80	43.5	50.0%



29/01/2022 02:00:00 AM	35.0	2	2	35	0.0	0.0%
29/01/2022 03:00:00 AM	40.0	8	9	45	39.2	33.3%
29/01/2022 04:00:00 AM	45.0	4	5	60	43.8	80.0%
29/01/2022 05:00:00 AM	42.5	9	11	50	42.5	36.4%
29/01/2022 06:00:00 AM	42.5	11	13	50	41.5	38.5%
29/01/2022 07:00:00 AM	50.0	6	7	60	47.5	42.9%
29/01/2022 08:00:00 AM	37.5	18	21	55	43.8	19.0%
29/01/2022 09:00:00 AM	41.0	48	57	55	41.9	31.6%
29/01/2022 10:00:00 AM	39.3	86	101	50	40.2	27.7%
29/01/2022 11:00:00 AM	38.7	90	106	50	39.8	28.3%
29/01/2022 12:00:00 PM	36.8	115	135	45	38.8	20.0%
29/01/2022 01:00:00 PM	37.8	143	168	50	39.2	25.0%
29/01/2022 02:00:00 PM	38.5	115	135	60	40.5	31.1%
29/01/2022 03:00:00 PM	38.2	144	170	60	40.1	25.9%
29/01/2022 04:00:00 PM	38.6	133	157	50	38.9	33.8%
29/01/2022 05:00:00 PM	39.6	116	137	50	39.4	38.0%
29/01/2022 06:00:00 PM	36.8	110	130	50	39.0	20.8%
29/01/2022 07:00:00 PM	38.0	84	99	50	39.2	27.3%
29/01/2022 08:00:00 PM	39.6	76	89	50	39.9	38.2%
29/01/2022 09:00:00 PM	39.3	39	46	50	39.3	41.3%
29/01/2022 10:00:00 PM	42.5	35	41	50	40.2	53.7%
29/01/2022 11:00:00 PM	38.0	41	48	45	38.7	27.1%
30/01/2022 12:00:00 AM	41.0	24	28	45	40.0	35.7%
30/01/2022 01:00:00 AM	40.0	17	20	55	40.8	45.0%
30/01/2022 02:00:00 AM	45.0	16	19	60	43.8	42.1%
30/01/2022 03:00:00 AM	34.2	6	7	35	0.0	0.0%
30/01/2022 04:00:00 AM	35.0	2	2	35	0.0	0.0%
30/01/2022 05:00:00 AM	30.0	2	2	30	0.0	0.0%
30/01/2022 06:00:00 AM	55.0	6	7	60	48.5	71.4%
30/01/2022 07:00:00 AM	45.0	4	5	50	45.0	40.0%
30/01/2022 08:00:00 AM	45.0	10	12	55	43.3	50.0%
30/01/2022 09:00:00 AM	42.5	29	34	50	41.3	38.2%
30/01/2022 10:00:00 AM	40.7	47	55	55	40.6	38.2%
30/01/2022 11:00:00 AM	41.7	91	107	55	40.9	40.2%
30/01/2022 12:00:00 PM	38.3	117	138	50	39.7	27.5%
30/01/2022 01:00:00 PM	39.0	136	160	50	40.1	30.6%
30/01/2022 02:00:00 PM	39.0	131	154	50	39.3	35.7%
30/01/2022 03:00:00 PM	39.3	131	154	50	40.1	27.3%
30/01/2022 04:00:00 PM	39.5	119	140	50	39.7	35.7%
30/01/2022 05:00:00 PM	40.0	122	144	55	40.3	34.7%
30/01/2022 06:00:00 PM	40.4	90	106	60	40.8	36.8%
30/01/2022 07:00:00 PM	41.4	59	69	60	41.0	43.5%
30/01/2022 08:00:00 PM	42.3	52	61	50	40.9	41.0%
30/01/2022 09:00:00 PM	41.7	35	41	60	42.2	36.6%
30/01/2022 10:00:00 PM	45.0	31	37	60	42.8	43.2%
30/01/2022 11:00:00 PM	40.0	20	23	45	39.2	39.1%
31/01/2022 12:00:00 AM	40.0	6	7	45	40.0	28.6%
31/01/2022 01:00:00 AM	40.0	1	1	40	37.5	100.0%
31/01/2022 02:00:00 AM	35.0	2	2	35	0.0	0.0%
31/01/2022 03:00:00 AM	0.0	0	0	0	0.0	0.0%

31/01/2022 04:00:00 AM	45.0	3	3	45	40.0	66.7%
31/01/2022 05:00:00 AM	40.0	7	8	45	39.2	37.5%
31/01/2022 06:00:00 AM	39.0	23	27	60	41.9	29.6%
31/01/2022 07:00:00 AM	36.2	28	33	50	40.0	18.2%
31/01/2022 08:00:00 AM	35.0	128	151	50	39.7	15.2%
31/01/2022 09:00:00 AM	34.8	177	208	50	38.4	13.9%
31/01/2022 10:00:00 AM	39.2	108	127	55	40.6	27.6%
31/01/2022 11:00:00 AM	40.0	94	110	55	40.8	29.1%
31/01/2022 12:00:00 PM	38.0	93	109	55	39.3	25.7%
31/01/2022 01:00:00 PM	38.3	99	116	55	40.1	26.7%
31/01/2022 02:00:00 PM	37.4	114	134	50	39.7	22.4%
31/01/2022 03:00:00 PM	37.7	122	144	45	39.1	24.3%
31/01/2022 04:00:00 PM	38.3	151	178	50	39.6	26.4%
31/01/2022 05:00:00 PM	38.1	172	202	45	38.6	28.2%
31/01/2022 06:00:00 PM	35.0	191	225	45	38.4	15.1%
31/01/2022 07:00:00 PM	36.5	137	161	50	39.8	18.6%
31/01/2022 08:00:00 PM	37.9	89	105	55	40.4	24.8%
31/01/2022 09:00:00 PM	41.0	42	49	55	41.3	32.7%
31/01/2022 10:00:00 PM	40.0	34	40	50	40.1	42.5%
31/01/2022 11:00:00 PM	39.4	25	29	55	40.7	37.9%
01/02/2022 12:00:00 AM	50.0	15	18	75	47.5	61.1%
01/02/2022 01:00:00 AM	50.0	3	3	50	42.5	100.0%
01/02/2022 02:00:00 AM	35.0	4	5	40	37.5	20.0%
01/02/2022 03:00:00 AM	35.0	4	5	40	37.5	20.0%
01/02/2022 04:00:00 AM	50.0	3	4	60	49.2	75.0%
01/02/2022 05:00:00 AM	45.0	6	7	55	44.2	42.9%
01/02/2022 06:00:00 AM	40.0	21	25	65	45.8	24.0%
01/02/2022 07:00:00 AM	38.0	29	34	50	40.0	23.5%
01/02/2022 08:00:00 AM	38.9	144	169	55	39.8	29.6%
01/02/2022 09:00:00 AM	37.8	179	211	50	39.8	23.7%
01/02/2022 10:00:00 AM	37.3	114	134	45	38.6	23.1%
01/02/2022 11:00:00 AM	37.4	95	112	55	39.2	23.2%
01/02/2022 12:00:00 PM	37.1	107	126	50	39.3	22.2%
01/02/2022 01:00:00 PM	38.0	123	145	50	39.3	25.5%
01/02/2022 02:00:00 PM	39.0	117	138	50	40.5	26.8%
01/02/2022 03:00:00 PM	38.7	114	134	55	40.3	25.4%
01/02/2022 04:00:00 PM	39.2	150	177	50	39.6	32.8%
01/02/2022 05:00:00 PM	36.8	203	239	50	38.9	20.9%
01/02/2022 06:00:00 PM	35.7	224	264	50	38.6	17.0%
01/02/2022 07:00:00 PM	37.2	149	175	45	38.4	23.4%
01/02/2022 08:00:00 PM	37.4	110	129	60	39.9	22.5%
01/02/2022 09:00:00 PM	38.2	66	78	55	40.1	26.9%
01/02/2022 10:00:00 PM	42.0	41	48	65	42.2	33.3%
01/02/2022 11:00:00 PM	41.7	23	27	60	43.9	25.9%
02/02/2022 12:00:00 AM	45.0	23	27	70	45.4	44.4%
02/02/2022 01:00:00 AM	42.5	6	7	45	42.5	28.6%
02/02/2022 02:00:00 AM	35.0	3	3	35	0.0	0.0%
02/02/2022 03:00:00 AM	40.0	2	2	40	37.5	50.0%
02/02/2022 04:00:00 AM	50.0	2	2	50	47.5	50.0%
02/02/2022 05:00:00 AM	43.3	8	9	45	41.3	44.4%

02/02/2022 06:00:00 AM	34.2	24	28	60	50.8	10.7%
02/02/2022 07:00:00 AM	40.0	32	38	55	43.6	23.7%
02/02/2022 08:00:00 AM	38.3	139	164	50	40.1	23.8%
02/02/2022 09:00:00 AM	37.6	167	196	50	39.1	24.0%
02/02/2022 10:00:00 AM	36.5	116	136	50	39.7	18.4%
02/02/2022 11:00:00 AM	37.0	93	109	45	38.3	22.0%
02/02/2022 12:00:00 PM	38.5	82	96	50	39.8	27.1%
02/02/2022 01:00:00 PM	37.3	116	137	55	39.3	22.6%
02/02/2022 02:00:00 PM	36.2	113	133	50	39.2	18.0%
02/02/2022 03:00:00 PM	37.8	98	115	50	39.7	23.5%
02/02/2022 04:00:00 PM	38.9	156	183	55	39.3	35.0%
02/02/2022 05:00:00 PM	39.0	192	226	60	39.9	31.9%
02/02/2022 06:00:00 PM	36.8	217	255	50	39.5	19.6%
02/02/2022 07:00:00 PM	37.4	164	193	55	40.1	21.2%
02/02/2022 08:00:00 PM	39.1	106	125	55	40.2	32.8%
02/02/2022 09:00:00 PM	39.0	49	58	50	39.9	36.2%
02/02/2022 10:00:00 PM	38.0	38	45	55	42.0	22.2%
02/02/2022 11:00:00 PM	40.8	33	39	50	40.8	30.8%
03/02/2022 12:00:00 AM	41.7	9	11	45	40.5	45.5%
03/02/2022 01:00:00 AM	52.5	7	8	55	46.3	50.0%
03/02/2022 02:00:00 AM	30.0	6	7	60	57.5	14.3%
03/02/2022 03:00:00 AM	35.0	3	3	35	0.0	0.0%
03/02/2022 04:00:00 AM	35.0	1	1	35	0.0	0.0%
03/02/2022 05:00:00 AM	38.3	6	7	40	37.5	42.9%
03/02/2022 06:00:00 AM	36.2	18	21	40	37.5	19.0%
03/02/2022 07:00:00 AM	37.1	29	34	50	38.8	23.5%
03/02/2022 08:00:00 AM	38.2	150	176	50	39.4	25.0%
03/02/2022 09:00:00 AM	38.4	167	196	50	39.5	26.0%
03/02/2022 10:00:00 AM	37.8	125	147	50	38.9	25.9%
03/02/2022 11:00:00 AM	38.5	100	118	55	41.0	22.9%
03/02/2022 12:00:00 PM	36.9	87	102	55	40.5	19.6%
03/02/2022 01:00:00 PM	38.8	124	146	50	39.5	29.5%
03/02/2022 02:00:00 PM	38.7	114	134	50	39.8	27.6%
03/02/2022 03:00:00 PM	38.0	132	155	50	39.7	23.9%
03/02/2022 04:00:00 PM	39.3	160	188	55	40.2	31.4%
03/02/2022 05:00:00 PM	37.5	182	214	60	39.8	23.4%
03/02/2022 06:00:00 PM	34.9	231	272	55	39.6	14.3%
03/02/2022 07:00:00 PM	37.0	162	190	45	37.8	23.2%
03/02/2022 08:00:00 PM	37.3	107	126	50	39.1	23.0%
03/02/2022 09:00:00 PM	41.0	62	73	60	41.4	38.4%
03/02/2022 10:00:00 PM	41.0	44	52	60	41.1	40.4%
03/02/2022 11:00:00 PM	42.9	48	56	70	43.3	33.9%
04/02/2022 12:00:00 AM	48.8	20	23	60	44.3	47.8%
04/02/2022 01:00:00 AM	50.0	5	6	55	43.8	66.7%
04/02/2022 02:00:00 AM	40.0	1	1	40	37.5	100.0%
04/02/2022 03:00:00 AM	45.0	4	5	50	45.0	40.0%
04/02/2022 04:00:00 AM	50.0	2	2	50	47.5	50.0%
04/02/2022 05:00:00 AM	47.5	4	5	50	45.8	60.0%
04/02/2022 06:00:00 AM	37.5	10	12	55	42.5	25.0%
04/02/2022 07:00:00 AM	39.2	25	29	50	40.3	31.0%

04/02/2022 08:00:00 AM	36.6	102	120	50	38.3	20.8%
04/02/2022 09:00:00 AM	38.0	155	182	50	39.2	26.4%
04/02/2022 10:00:00 AM	38.7	89	105	55	40.8	25.7%
04/02/2022 11:00:00 AM	38.6	88	103	55	39.5	29.1%
04/02/2022 12:00:00 PM	36.7	107	126	50	39.1	19.8%
04/02/2022 01:00:00 PM	39.2	124	146	50	40.1	29.5%
04/02/2022 02:00:00 PM	37.9	126	148	50	38.4	29.1%
04/02/2022 03:00:00 PM	38.5	121	142	55	39.1	31.7%
04/02/2022 04:00:00 PM	37.2	157	185	50	39.0	22.7%
04/02/2022 05:00:00 PM	38.5	167	196	50	39.5	28.6%
04/02/2022 06:00:00 PM	37.9	205	241	50	38.6	27.8%
04/02/2022 07:00:00 PM	39.3	152	179	55	39.9	31.8%
04/02/2022 08:00:00 PM	39.3	94	111	55	39.6	38.7%
04/02/2022 09:00:00 PM	41.7	53	62	60	41.8	35.5%
04/02/2022 10:00:00 PM	39.2	33	39	45	39.8	28.2%
04/02/2022 11:00:00 PM	43.6	37	43	50	41.4	44.2%
05/02/2022 12:00:00 AM	41.7	37	43	55	41.3	39.5%
05/02/2022 01:00:00 AM	50.0	11	13	55	43.6	69.2%
05/02/2022 02:00:00 AM	50.0	8	9	55	44.5	55.6%
05/02/2022 03:00:00 AM	50.0	2	2	50	47.5	50.0%
05/02/2022 04:00:00 AM	45.0	4	5	60	50.0	40.0%
05/02/2022 05:00:00 AM	45.0	8	9	60	47.5	33.3%
05/02/2022 06:00:00 AM	45.0	8	9	50	40.5	55.6%
05/02/2022 07:00:00 AM	40.0	5	6	55	42.5	50.0%
05/02/2022 08:00:00 AM	43.3	22	26	60	42.5	42.3%
05/02/2022 09:00:00 AM	43.3	40	47	50	41.8	42.6%
05/02/2022 10:00:00 AM	37.6	76	90	50	39.2	25.6%
05/02/2022 11:00:00 AM	39.4	104	122	55	40.1	32.8%
05/02/2022 12:00:00 PM	38.8	136	160	55	39.3	33.8%
05/02/2022 01:00:00 PM	39.2	136	160	55	39.6	35.0%
05/02/2022 02:00:00 PM	40.8	109	128	55	40.3	37.5%
05/02/2022 03:00:00 PM	38.3	139	164	55	40.3	25.0%
05/02/2022 04:00:00 PM	41.0	116	136	55	40.1	41.2%
05/02/2022 05:00:00 PM	40.3	120	141	55	40.1	41.1%
05/02/2022 06:00:00 PM	40.9	104	122	60	41.0	40.2%
05/02/2022 07:00:00 PM	41.7	65	76	55	41.2	35.5%
05/02/2022 08:00:00 PM	39.0	80	94	50	39.1	37.2%
05/02/2022 09:00:00 PM	42.7	51	60	55	41.4	45.0%
05/02/2022 10:00:00 PM	40.0	42	49	50	40.3	32.7%
05/02/2022 11:00:00 PM	39.7	42	49	50	39.4	49.0%
06/02/2022 12:00:00 AM	42.9	37	43	50	40.3	53.5%
06/02/2022 01:00:00 AM	45.0	17	20	55	43.8	40.0%
06/02/2022 02:00:00 AM	45.0	8	9	50	45.0	22.2%
06/02/2022 03:00:00 AM	55.0	1	1	55	52.5	100.0%
06/02/2022 04:00:00 AM	40.0	2	2	40	37.5	50.0%
06/02/2022 05:00:00 AM	45.0	3	3	45	42.5	33.3%
06/02/2022 06:00:00 AM	52.5	6	7	55	47.5	42.9%
06/02/2022 07:00:00 AM	40.0	3	4	45	40.0	50.0%
06/02/2022 08:00:00 AM	40.0	7	8	45	39.2	37.5%
06/02/2022 09:00:00 AM	40.0	19	22	45	39.6	31.8%

06/02/2022 10:00:00 AM	40.0	49	58	50	40.4	36.2%
06/02/2022 11:00:00 AM	38.9	82	96	55	39.4	32.3%
06/02/2022 12:00:00 PM	39.8	110	130	55	40.1	36.2%
06/02/2022 01:00:00 PM	38.5	116	137	50	39.5	29.2%
06/02/2022 02:00:00 PM	39.9	105	123	55	39.5	44.7%
06/02/2022 03:00:00 PM	39.0	104	122	60	40.2	32.0%
06/02/2022 04:00:00 PM	39.2	105	124	50	40.3	29.0%
06/02/2022 05:00:00 PM	39.7	119	140	50	39.7	36.4%
06/02/2022 06:00:00 PM	38.9	71	83	50	39.5	32.5%
06/02/2022 07:00:00 PM	39.4	49	58	55	41.0	29.3%
06/02/2022 08:00:00 PM	39.6	50	59	50	40.3	33.9%
06/02/2022 09:00:00 PM	41.1	43	51	50	40.4	37.3%
06/02/2022 10:00:00 PM	39.0	36	42	50	41.0	23.8%
06/02/2022 11:00:00 PM	45.0	11	13	55	42.5	53.8%
07/02/2022 12:00:00 AM	46.7	10	12	50	41.9	75.0%
07/02/2022 01:00:00 AM	40.0	2	2	40	37.5	50.0%
07/02/2022 02:00:00 AM	35.0	1	1	35	0.0	0.0%
07/02/2022 03:00:00 AM	0.0	0	0	0	0.0	0.0%
07/02/2022 04:00:00 AM	40.0	2	2	40	37.5	50.0%
07/02/2022 05:00:00 AM	38.3	6	7	40	37.5	42.9%
07/02/2022 06:00:00 AM	36.7	20	24	55	43.5	20.8%
07/02/2022 07:00:00 AM	40.0	31	37	50	41.9	24.3%
07/02/2022 08:00:00 AM	39.2	128	150	50	40.1	25.3%
07/02/2022 09:00:00 AM	38.1	178	209	50	39.4	25.8%
07/02/2022 10:00:00 AM	38.6	97	114	50	39.6	28.9%
07/02/2022 11:00:00 AM	39.3	70	82	50	39.8	29.3%
07/02/2022 12:00:00 PM	37.8	99	116	55	39.8	22.4%
07/02/2022 01:00:00 PM	38.1	107	126	50	39.5	25.4%
07/02/2022 02:00:00 PM	39.2	140	165	55	39.8	34.5%
07/02/2022 03:00:00 PM	38.8	120	141	55	40.2	29.1%
07/02/2022 04:00:00 PM	38.5	154	181	50	39.0	30.9%
07/02/2022 05:00:00 PM	38.6	167	197	50	39.3	33.0%
07/02/2022 06:00:00 PM	34.9	225	265	50	39.1	14.3%
07/02/2022 07:00:00 PM	37.7	142	167	50	39.8	24.0%
07/02/2022 08:00:00 PM	38.1	88	104	55	39.4	29.8%
07/02/2022 09:00:00 PM	41.1	58	68	50	40.5	36.8%
07/02/2022 10:00:00 PM	39.6	34	40	45	39.0	42.5%
07/02/2022 11:00:00 PM	40.0	20	24	50	41.9	33.3%
08/02/2022 12:00:00 AM	50.0	10	12	55	45.0	50.0%
08/02/2022 01:00:00 AM	45.0	7	8	50	42.5	37.5%
08/02/2022 02:00:00 AM	35.0	6	7	40	37.5	14.3%
08/02/2022 03:00:00 AM	25.0	1	1	25	0.0	0.0%
08/02/2022 04:00:00 AM	45.0	2	2	45	42.5	50.0%
08/02/2022 05:00:00 AM	40.0	8	10	50	41.3	40.0%
08/02/2022 06:00:00 AM	38.0	17	20	65	41.7	30.0%
08/02/2022 07:00:00 AM	41.7	38	45	60	43.3	28.9%
08/02/2022 08:00:00 AM	38.9	144	169	55	39.6	34.3%
08/02/2022 09:00:00 AM	37.9	182	214	50	39.6	24.3%
08/02/2022 10:00:00 AM	38.7	116	136	50	39.7	28.7%
08/02/2022 11:00:00 AM	35.4	91	107	50	39.0	15.9%

08/02/2022 12:00:00 PM	36.2	115	135	55	40.0	17.8%
08/02/2022 01:00:00 PM	37.8	110	130	45	38.8	26.2%
08/02/2022 02:00:00 PM	39.1	123	145	55	39.9	31.7%
08/02/2022 03:00:00 PM	39.6	115	135	50	40.2	31.9%
08/02/2022 04:00:00 PM	39.0	158	186	55	40.2	28.0%
08/02/2022 05:00:00 PM	38.1	184	217	50	39.8	24.0%
08/02/2022 06:00:00 PM	36.9	214	252	50	39.1	21.0%
08/02/2022 07:00:00 PM	37.9	150	176	50	39.9	22.7%
08/02/2022 08:00:00 PM	38.4	102	120	50	39.9	24.2%
08/02/2022 09:00:00 PM	41.4	54	63	55	40.4	38.1%
08/02/2022 10:00:00 PM	41.2	42	50	50	40.1	46.0%
08/02/2022 11:00:00 PM	41.4	45	53	50	41.1	34.0%
09/02/2022 12:00:00 AM	43.0	15	18	50	41.9	44.4%
09/02/2022 01:00:00 AM	55.0	6	7	65	50.0	57.1%
09/02/2022 02:00:00 AM	50.0	1	1	50	47.5	100.0%
09/02/2022 03:00:00 AM	25.0	2	2	25	0.0	0.0%
09/02/2022 04:00:00 AM	35.0	3	4	45	42.5	25.0%
09/02/2022 05:00:00 AM	47.5	8	9	50	47.5	22.2%
09/02/2022 06:00:00 AM	37.0	20	24	60	40.8	25.0%
09/02/2022 07:00:00 AM	38.3	30	35	60	43.2	20.0%
09/02/2022 08:00:00 AM	37.1	140	165	50	39.0	22.4%
09/02/2022 09:00:00 AM	38.2	172	202	55	40.0	23.8%
09/02/2022 10:00:00 AM	38.6	104	122	55	39.8	27.0%
09/02/2022 11:00:00 AM	37.0	80	94	50	40.0	19.1%
09/02/2022 12:00:00 PM	38.2	111	131	50	38.6	32.1%
09/02/2022 01:00:00 PM	36.2	112	132	55	41.6	17.4%
09/02/2022 02:00:00 PM	38.4	122	143	50	39.1	28.0%
09/02/2022 03:00:00 PM	39.1	120	141	60	40.2	30.5%
09/02/2022 04:00:00 PM	38.2	162	191	65	39.9	26.2%
09/02/2022 05:00:00 PM	38.3	187	220	50	39.0	29.1%
09/02/2022 06:00:00 PM	36.7	206	242	45	38.3	20.7%
09/02/2022 07:00:00 PM	38.8	169	199	50	39.7	29.1%
09/02/2022 08:00:00 PM	38.3	109	128	65	40.3	26.6%
09/02/2022 09:00:00 PM	39.5	71	83	50	38.9	45.8%
09/02/2022 10:00:00 PM	41.7	32	38	55	40.7	50.0%
09/02/2022 11:00:00 PM	41.7	32	38	50	40.1	50.0%
10/02/2022 12:00:00 AM	41.0	31	37	50	40.5	40.5%
10/02/2022 01:00:00 AM	45.0	6	7	50	40.5	71.4%
10/02/2022 02:00:00 AM	55.0	3	3	55	50.0	66.7%
10/02/2022 03:00:00 AM	35.0	3	3	35	0.0	0.0%
10/02/2022 04:00:00 AM	55.0	2	2	55	52.5	50.0%
10/02/2022 05:00:00 AM	45.0	8	9	50	45.0	22.2%
10/02/2022 06:00:00 AM	37.0	23	27	65	41.7	22.2%
10/02/2022 07:00:00 AM	38.3	33	39	50	41.3	20.5%
10/02/2022 08:00:00 AM	37.6	136	160	65	40.4	22.5%
10/02/2022 09:00:00 AM	37.6	176	207	55	39.0	25.1%
10/02/2022 10:00:00 AM	38.3	115	135	50	39.5	25.9%
10/02/2022 11:00:00 AM	39.7	92	108	60	40.8	30.6%
10/02/2022 12:00:00 PM	35.0	108	127	50	39.1	15.0%
10/02/2022 01:00:00 PM	36.8	144	170	50	39.2	20.6%

10/02/2022 02:00:00 PM	38.2	116	136	50	38.9	28.7%
10/02/2022 03:00:00 PM	38.2	113	133	50	39.9	24.8%
10/02/2022 04:00:00 PM	36.9	157	185	55	39.9	19.5%
10/02/2022 05:00:00 PM	38.2	165	194	50	39.4	26.8%
10/02/2022 06:00:00 PM	37.5	219	258	50	38.5	26.0%
10/02/2022 07:00:00 PM	37.4	156	184	55	39.2	24.5%
10/02/2022 08:00:00 PM	36.5	119	140	45	39.2	18.6%
10/02/2022 09:00:00 PM	43.5	63	74	65	41.4	50.0%
10/02/2022 10:00:00 PM	39.2	52	61	50	39.8	32.8%
10/02/2022 11:00:00 PM	42.0	38	45	60	42.5	37.8%
11/02/2022 12:00:00 AM	42.0	20	24	55	40.8	50.0%
11/02/2022 01:00:00 AM	45.0	7	8	50	41.7	75.0%
11/02/2022 02:00:00 AM	35.0	4	5	40	37.5	20.0%
11/02/2022 03:00:00 AM	0.0	0	0	0	0.0	0.0%
11/02/2022 04:00:00 AM	40.0	5	6	50	40.8	50.0%
11/02/2022 05:00:00 AM	40.0	8	10	50	41.3	40.0%
11/02/2022 06:00:00 AM	42.5	19	22	75	44.4	36.4%
11/02/2022 07:00:00 AM	37.0	27	32	50	40.4	21.9%
11/02/2022 08:00:00 AM	39.2	110	130	50	40.5	28.5%
11/02/2022 09:00:00 AM	38.4	164	193	50	39.3	28.5%
11/02/2022 10:00:00 AM	38.6	91	107	50	39.0	31.8%
11/02/2022 11:00:00 AM	38.8	101	119	50	39.3	30.3%
11/02/2022 12:00:00 PM	38.3	109	128	50	39.2	28.1%
11/02/2022 01:00:00 PM	37.9	122	143	50	38.9	25.9%
11/02/2022 02:00:00 PM	39.4	136	160	50	39.5	33.1%
11/02/2022 03:00:00 PM	40.0	108	127	50	40.5	32.3%
11/02/2022 04:00:00 PM	39.9	167	196	55	40.0	34.2%
11/02/2022 05:00:00 PM	39.5	166	195	55	39.8	37.4%
11/02/2022 06:00:00 PM	38.9	201	236	50	39.7	29.2%
11/02/2022 07:00:00 PM	38.4	171	201	60	39.3	30.3%
11/02/2022 08:00:00 PM	39.2	98	115	55	39.5	36.5%
11/02/2022 09:00:00 PM	42.1	61	72	60	40.8	45.8%
11/02/2022 10:00:00 PM	39.1	26	30	45	38.3	43.3%
11/02/2022 11:00:00 PM	45.0	39	46	70	42.5	47.8%
12/02/2022 12:00:00 AM	42.9	30	35	50	40.9	45.7%
12/02/2022 01:00:00 AM	45.0	8	10	55	45.5	50.0%
12/02/2022 02:00:00 AM	40.0	8	9	65	45.8	33.3%
12/02/2022 03:00:00 AM	55.0	2	2	55	50.0	100.0%
12/02/2022 04:00:00 AM	35.0	4	5	45	42.5	20.0%
12/02/2022 05:00:00 AM	35.0	5	6	45	42.5	16.7%
12/02/2022 06:00:00 AM	38.8	7	8	40	37.5	50.0%
12/02/2022 07:00:00 AM	45.0	6	7	50	41.3	57.1%
12/02/2022 08:00:00 AM	45.0	19	22	60	43.1	36.4%
12/02/2022 09:00:00 AM	40.0	34	40	50	40.3	40.0%
12/02/2022 10:00:00 AM	41.2	85	100	55	40.5	41.0%
12/02/2022 11:00:00 AM	39.3	103	121	50	39.8	33.9%
12/02/2022 12:00:00 PM	38.6	126	148	45	39.1	29.1%
12/02/2022 01:00:00 PM	37.9	130	153	50	38.8	28.1%
12/02/2022 02:00:00 PM	41.7	110	129	55	40.2	48.1%
12/02/2022 03:00:00 PM	40.7	122	144	55	41.0	35.4%

12/02/2022 04:00:00 PM	40.0	125	147	55	40.3	37.4%
12/02/2022 05:00:00 PM	39.0	100	118	50	39.8	31.4%
12/02/2022 06:00:00 PM	41.8	122	143	55	41.3	34.3%
12/02/2022 07:00:00 PM	40.5	93	109	55	40.5	38.5%
12/02/2022 08:00:00 PM	43.2	58	68	60	41.9	45.6%
12/02/2022 09:00:00 PM	44.4	51	60	60	43.3	41.7%
12/02/2022 10:00:00 PM	45.0	32	38	55	43.1	42.1%
12/02/2022 11:00:00 PM	45.0	30	35	55	41.6	45.7%
13/02/2022 12:00:00 AM	42.2	33	39	50	40.6	46.2%
13/02/2022 01:00:00 AM	55.0	7	8	65	49.5	62.5%
13/02/2022 02:00:00 AM	40.0	14	16	45	39.5	31.3%
13/02/2022 03:00:00 AM	45.0	3	3	45	40.0	66.7%
13/02/2022 04:00:00 AM	40.0	3	3	40	37.5	66.7%
13/02/2022 05:00:00 AM	40.0	1	1	40	37.5	100.0%
13/02/2022 06:00:00 AM	40.0	3	4	55	42.5	75.0%
13/02/2022 07:00:00 AM	45.0	7	8	50	42.5	50.0%
13/02/2022 08:00:00 AM	42.5	9	11	55	43.8	36.4%
13/02/2022 09:00:00 AM	42.5	28	33	55	40.9	48.5%
13/02/2022 10:00:00 AM	38.7	61	72	50	38.8	38.9%
13/02/2022 11:00:00 AM	39.6	76	90	55	39.8	38.9%
13/02/2022 12:00:00 PM	39.1	120	141	50	39.1	36.9%
13/02/2022 01:00:00 PM	38.1	150	176	55	39.4	27.3%
13/02/2022 02:00:00 PM	36.6	132	155	50	40.4	18.1%
13/02/2022 03:00:00 PM	33.4	151	178	50	39.5	11.2%
13/02/2022 04:00:00 PM	26.7	252	296	45	39.4	7.1%
13/02/2022 05:00:00 PM	37.0	123	145	50	40.0	20.7%
13/02/2022 06:00:00 PM	38.1	91	107	55	40.1	25.2%
13/02/2022 07:00:00 PM	41.0	77	91	50	40.9	35.2%
13/02/2022 08:00:00 PM	41.7	54	63	55	40.2	47.6%
13/02/2022 09:00:00 PM	38.9	34	40	45	39.0	32.5%
13/02/2022 10:00:00 PM	39.5	28	33	45	38.9	42.4%
13/02/2022 11:00:00 PM	33.8	31	36	50	40.8	8.3%
14/02/2022 12:00:00 AM	50.0	14	16	60	44.6	43.8%
14/02/2022 01:00:00 AM	40.0	3	3	40	37.5	100.0%
14/02/2022 02:00:00 AM	30.0	1	1	30	0.0	0.0%
14/02/2022 03:00:00 AM	0.0	0	0	0	0.0	0.0%
14/02/2022 04:00:00 AM	40.0	3	3	40	37.5	33.3%
14/02/2022 05:00:00 AM	45.0	6	7	50	42.5	42.9%
14/02/2022 06:00:00 AM	36.2	20	24	50	39.5	20.8%
14/02/2022 07:00:00 AM	38.6	31	36	45	39.0	27.8%
14/02/2022 08:00:00 AM	38.7	130	153	50	39.0	34.0%
14/02/2022 09:00:00 AM	38.5	160	188	55	39.7	27.7%
14/02/2022 10:00:00 AM	40.0	88	104	50	40.6	29.8%
14/02/2022 11:00:00 AM	38.6	90	106	55	39.6	29.2%
14/02/2022 12:00:00 PM	36.4	68	80	50	39.2	18.8%



Day/Time Ending	85th pctl (MPH)	85th pctl cnts	Total Cnts	Max Speed	Avg Speeder	% Speeders
15/01/2022 12:00:00 AM	38.5	1313	1545	65	39.8	28.2%
16/01/2022 12:00:00 AM	39.8	1460	1718	75	40.5	35.1%
17/01/2022 12:00:00 AM	39.3	1170	1377	65	40.4	30.5%
18/01/2022 12:00:00 AM	37.7	1949	2293	75	39.5	23.9%
19/01/2022 12:00:00 AM	38.0	1958	2304	60	39.6	24.7%
20/01/2022 12:00:00 AM	38.0	2007	2361	65	39.8	24.8%
21/01/2022 12:00:00 AM	37.9	1895	2229	60	39.6	24.5%
22/01/2022 12:00:00 AM	38.2	1964	2311	60	39.7	26.6%
23/01/2022 12:00:00 AM	39.6	1544	1816	70	40.4	31.9%
24/01/2022 12:00:00 AM	39.3	1174	1381	70	40.1	32.7%
25/01/2022 12:00:00 AM	37.9	1878	2210	65	39.8	24.4%
26/01/2022 12:00:00 AM	38.0	1885	2218	60	39.8	25.2%
27/01/2022 12:00:00 AM	38.3	1921	2260	65	39.9	26.2%
28/01/2022 12:00:00 AM	38.4	1935	2276	65	40.2	25.6%
29/01/2022 12:00:00 AM	38.6	1941	2284	70	40.0	27.5%
30/01/2022 12:00:00 AM	38.8	1475	1735	80	39.9	30.0%
31/01/2022 12:00:00 AM	39.9	1278	1504	60	40.6	35.0%
01/02/2022 12:00:00 AM	37.7	1853	2180	75	39.8	23.5%
02/02/2022 12:00:00 AM	38.0	2054	2416	70	39.8	24.7%
03/02/2022 12:00:00 AM	38.1	1964	2310	60	39.8	25.1%
04/02/2022 12:00:00 AM	38.1	2082	2449	70	39.9	25.2%
05/02/2022 12:00:00 AM	38.5	1896	2231	60	39.6	28.8%
06/02/2022 12:00:00 AM	40.0	1462	1720	60	40.3	37.0%
07/02/2022 12:00:00 AM	39.7	1125	1324	60	40.2	34.5%
08/02/2022 12:00:00 AM	38.4	1899	2234	55	39.7	27.3%
09/02/2022 12:00:00 AM	38.5	2039	2399	65	39.9	26.7%
10/02/2022 12:00:00 AM	38.3	2030	2388	65	39.7	27.3%
11/02/2022 12:00:00 AM	38.0	2066	2431	65	39.8	25.4%
12/02/2022 12:00:00 AM	39.2	1969	2316	75	39.8	32.6%
13/02/2022 12:00:00 AM	40.4	1412	1661	65	40.7	37.0%
14/02/2022 12:00:00 AM	38.1	1467	1726	65	40.0	24.9%
14/02/2022 11:59:59 AM	38.6	599	705	55	39.6	28.8%

Incoming Weekly Counts  
Feb 22 non flashing westfield road  
after the BC changes

from Fri-Jan-14-2022-12-00-PM to Mon-Feb-14-2022-11-59-AM

	10/01/2022	to	16/01/2022							
	Monday	Tuesday	Wednesday	Thursday	Friday	Saturday	Sunday	Week	Weekend	Week Day 85%
Hour	10/01/2022	11/01/2022	12/01/2022	13/01/2022	14/01/2022	15/01/2022	16/01/2022	Day Avg	Avg	Avg Speed
0 - 1	*	*	*	*	*	15	17	0	16	0
1 - 2	*	*	*	*	*	12	8	0	10	0
2 - 3	*	*	*	*	*	7	2	0	4.5	0
3 - 4	*	*	*	*	*	1	4	0	2.5	0
4 - 5	*	*	*	*	*	5	2	0	3.5	0
5 - 6	*	*	*	*	*	13	5	0	9	0
6 - 7	*	*	*	*	*	7	4	0	5.5	0
7 - 8	*	*	*	*	*	19	15	0	17	0
8 - 9	*	*	*	*	*	45	20	0	32.5	0
9 - 10	*	*	*	*	*	83	58	0	70.5	0
10 - 11	*	*	*	*	*	127	118	0	122.5	0
11 - 12	*	*	*	*	*	152	149	0	150.5	0
12 - 13	*	*	*	*	123	160	147	123	153.5	36.9
13 - 14	*	*	*	*	128	159	136	128	147.5	38.3
14 - 15	*	*	*	*	167	141	124	167	132.5	38.5
15 - 16	*	*	*	*	193	136	137	193	136.5	39
16 - 17	*	*	*	*	233	146	123	233	134.5	39
17 - 18	*	*	*	*	221	142	81	221	111.5	36.6
18 - 19	*	*	*	*	179	111	74	179	92.5	37.8
19 - 20	*	*	*	*	96	77	67	96	72	39.5
20 - 21	*	*	*	*	86	54	32	86	43	40.6
21 - 22	*	*	*	*	47	34	25	47	29.5	43.1
22 - 23	*	*	*	*	46	43	18	46	30.5	39.4
23 - 24	*	*	*	*	26	29	11	26	20	40
Totals	0	0	0	0	1545	1718	1377			
% of Total	0%	0%	0%	0%	33.3%	37.03%	29.68%			

Incoming Weekly Counts  
Feb 22 non flashing westfield road  
after the BC changes

from Fri-Jan-14-2022-12-00-PM to Mon-Feb-14-2022-11-59-AM

	17/01/2022	to	23/01/2022							
	Monday	Tuesday	Wednesday	Thursday	Friday	Saturday	Sunday	Week	Weekend	Week Day 85%
Hour	17/01/2022	18/01/2022	19/01/2022	20/01/2022	21/01/2022	22/01/2022	23/01/2022	Day Avg	Avg	Avg Speed
0 - 1	5	10	4	7	16	15	18	8.4	16.5	38.16
1 - 2	1	3	4	1	2	13	14	2.2	13.5	40
2 - 3	1	2	1	3	5	4	2	2.4	3	34.5
3 - 4	3	1	1	4	2	5	3	2.2	4	41
4 - 5	6	8	8	9	6	5	4	7.4	4.5	41.32
5 - 6	21	28	27	24	15	9	1	23	5	37.3
6 - 7	32	35	36	36	27	7	2	33.2	4.5	40.7
7 - 8	148	157	160	131	132	20	8	145.6	14	36.44
8 - 9	222	212	192	208	177	53	28	202.2	40.5	37.44
9 - 10	133	112	132	108	114	76	56	119.8	66	38.42
10 - 11	87	114	124	107	116	130	90	109.6	110	38.56
11 - 12	117	109	130	104	146	139	152	121.2	145.5	37.86
12 - 13	163	137	154	137	148	160	134	147.8	147	37.34
13 - 14	147	169	122	134	151	171	163	144.6	167	37.56
14 - 15	147	140	139	136	139	161	124	140.2	142.5	38.46
15 - 16	214	169	196	181	202	149	133	192.4	141	37.96
16 - 17	217	215	209	180	202	146	128	204.6	137	37.76
17 - 18	218	229	230	236	217	144	85	226	114.5	36.26
18 - 19	163	174	189	179	174	131	73	175.8	102	37.74
19 - 20	94	102	115	101	117	85	68	105.8	76.5	38.54
20 - 21	58	76	59	67	72	62	43	66.4	52.5	39.78
21 - 22	43	42	60	63	36	40	26	48.8	33	40.48
22 - 23	29	40	43	52	50	50	16	42.8	33	40.1
23 - 24	24	20	26	21	45	41	10	27.2	25.5	40.56
Totals	2293	2304	2361	2229	2311	1816	1381			
% of Total	15.6%	15.68%	16.07%	15.17%	15.73%	12.36%	9.4%			

Incoming Weekly Counts  
Feb 22 non flashing westfield road  
after the BC changes

from Fri-Jan-14-2022-12-00-PM to Mon-Feb-14-2022-11-59-AM

	24/01/2022	to	30/01/2022							
	Monday	Tuesday	Wednesday	Thursday	Friday	Saturday	Sunday	Week	Weekend	Week Day 85%
Hour	24/01/2022	25/01/2022	26/01/2022	27/01/2022	28/01/2022	29/01/2022	30/01/2022	Day Avg	Avg	Avg Speed
0 - 1	4	4	10	10	6	20	20	6.8	20	38.5
1 - 2	1	2	0	2	3	2	19	1.6	10.5	45
2 - 3	1	5	0	1	1	9	7	1.6	8	27.5
3 - 4	1	3	3	3	2	5	2	2.4	3.5	34
4 - 5	13	10	12	11	8	11	2	10.8	6.5	39.5
5 - 6	27	34	33	36	28	13	7	31.6	10	40.04
6 - 7	37	40	41	47	30	7	5	39	6	41.34
7 - 8	156	164	143	132	130	21	12	145	16.5	37.22
8 - 9	218	200	207	194	183	57	34	200.4	45.5	36.86
9 - 10	121	113	138	134	116	101	55	124.4	78	37.94
10 - 11	108	104	103	100	132	106	107	109.4	106.5	37.04
11 - 12	102	101	105	124	133	135	138	113	136.5	38.92
12 - 13	130	135	123	136	141	168	160	133	164	37.7
13 - 14	117	133	132	120	134	135	154	127.2	144.5	37.82
14 - 15	134	115	131	135	135	170	154	130	162	39.4
15 - 16	170	165	170	178	188	157	140	174.2	148.5	38.18
16 - 17	214	225	203	195	195	137	144	206.4	140.5	38.18
17 - 18	227	221	225	242	220	130	106	227	118	36.76
18 - 19	196	174	196	172	181	99	69	183.8	84	38.02
19 - 20	94	113	114	101	108	89	61	106	75	38.86
20 - 21	63	64	80	76	77	46	41	72	43.5	40.44
21 - 22	40	54	48	62	49	41	37	50.6	39	40.56
22 - 23	19	25	27	40	57	48	23	33.6	35.5	40.6
23 - 24	17	14	16	25	27	28	7	19.8	17.5	44.5
Totals	2210	2218	2260	2276	2284	1735	1504			
% of Total	15.26%	15.31%	15.6%	15.71%	15.77%	11.98%	10.38%			

Incoming Weekly Counts  
Feb 22 non flashing westfield road  
after the BC changes

from Fri-Jan-14-2022-12-00-PM to Mon-Feb-14-2022-11-59-AM

	31/01/2022	to	06/02/2022							
	Monday	Tuesday	Wednesday	Thursday	Friday	Saturday	Sunday	Week	Weekend	Week Day 85%
Hour	31/01/2022	01/02/2022	02/02/2022	03/02/2022	04/02/2022	05/02/2022	06/02/2022	Day Avg	Avg	Avg Speed
0 - 1	1	3	7	8	6	13	20	5	16.5	47
1 - 2	2	5	3	7	1	9	9	3.6	9	35
2 - 3	0	5	2	3	5	2	1	3	1.5	38.75
3 - 4	3	4	2	1	2	5	2	2.4	3.5	46
4 - 5	8	7	9	7	5	9	3	7.2	6	42.82
5 - 6	27	25	28	21	12	9	7	22.6	8	37.38
6 - 7	33	34	38	34	29	6	4	33.6	5	38.1
7 - 8	151	169	164	176	120	26	8	156	17	37.4
8 - 9	208	211	196	196	182	47	22	198.6	34.5	37.32
9 - 10	127	134	136	147	105	90	58	129.8	74	37.9
10 - 11	110	112	109	118	103	122	96	110.4	109	38.3
11 - 12	109	126	96	102	126	160	130	111.8	145	37.44
12 - 13	116	145	137	146	146	160	137	138	148.5	38.32
13 - 14	134	138	133	134	148	128	123	137.4	125.5	37.84
14 - 15	144	134	115	155	142	164	122	138	143	38.14
15 - 16	178	177	183	188	185	136	124	182.2	130	38.58
16 - 17	202	239	226	214	196	141	140	215.4	140.5	37.98
17 - 18	225	264	255	272	241	122	83	251.4	102.5	36.06
18 - 19	161	175	193	190	179	76	58	179.6	67	37.48
19 - 20	105	129	125	126	111	94	59	119.2	76.5	38.2
20 - 21	49	78	58	73	62	60	51	64	55.5	40.18
21 - 22	40	48	45	52	39	49	42	44.8	45.5	40.04
22 - 23	29	27	39	56	43	49	13	38.8	31	41.68
23 - 24	18	27	11	23	43	43	12	24.4	27.5	45.44
Totals	2180	2416	2310	2449	2231	1720	1324			
% of Total	14.9%	16.51%	15.79%	16.74%	15.25%	11.76%	9.05%			

Incoming Weekly Counts  
Feb 22 non flashing westfield road  
after the BC changes

from Fri-Jan-14-2022-12-00-PM to Mon-Feb-14-2022-11-59-AM

	07/02/2022	to	13/02/2022							
	Monday	Tuesday	Wednesday	Thursday	Friday	Saturday	Sunday	Week	Weekend	Week Day 85%
Hour	07/02/2022	08/02/2022	09/02/2022	10/02/2022	11/02/2022	12/02/2022	13/02/2022	Day Avg	Avg	Avg Speed
0 - 1	2	8	7	7	8	10	8	6.4	9	46
1 - 2	1	7	1	3	5	9	16	3.4	12.5	42
2 - 3	0	1	2	3	0	2	3	1.2	2.5	28.33
3 - 4	2	2	4	2	6	5	3	3.2	4	43
4 - 5	7	10	9	9	10	6	1	9	3.5	42.16
5 - 6	24	20	24	27	22	8	4	23.4	6	38.24
6 - 7	37	45	35	39	32	7	8	37.6	7.5	39.06
7 - 8	150	169	165	160	130	22	11	154.8	16.5	38.4
8 - 9	209	214	202	207	193	40	33	205	36.5	38.04
9 - 10	114	136	122	135	107	100	72	122.8	86	38.56
10 - 11	82	107	94	108	119	121	90	102	105.5	38.04
11 - 12	116	135	131	127	128	148	141	127.4	144.5	37.1
12 - 13	126	130	132	170	143	153	176	140.2	164.5	37.36
13 - 14	165	145	143	136	160	129	155	149.8	142	38.86
14 - 15	141	135	141	133	127	144	178	135.4	161	39.14
15 - 16	181	186	191	185	196	147	296	187.8	221.5	38.5
16 - 17	197	217	220	194	195	118	145	204.6	131.5	38.54
17 - 18	265	252	242	258	236	143	107	250.6	125	36.98
18 - 19	167	176	199	184	201	109	91	185.4	100	38.04
19 - 20	104	120	128	140	115	68	63	121.4	65.5	38.1
20 - 21	68	63	83	74	72	60	40	72	50	41.52
21 - 22	40	50	38	61	30	38	33	43.8	35.5	40.16
22 - 23	24	53	38	45	46	35	36	41.2	35.5	42.02
23 - 24	12	18	37	24	35	39	16	25.2	27.5	43.78
Totals	2234	2399	2388	2431	2316	1661	1726			
% of Total	14.74%	15.83%	15.76%	16.04%	15.28%	10.96%	11.39%			

Hour	14/02/2022	to	20/02/2022	Thursday	Friday	Saturday	Sunday	Week	Weekend	Week Day 85%
	Monday	Tuesday	Wednesday							
	14/02/2022	15/02/2022	16/02/2022	17/02/2022	18/02/2022	19/02/2022	20/02/2022			
0 - 1	3	*	*	*	*	*	*	3	0	40
1 - 2	1	*	*	*	*	*	*	1	0	30
2 - 3	0	*	*	*	*	*	*	0	0	0
3 - 4	3	*	*	*	*	*	*	3	0	40
4 - 5	7	*	*	*	*	*	*	7	0	45
5 - 6	24	*	*	*	*	*	*	24	0	36.2
6 - 7	36	*	*	*	*	*	*	36	0	38.6
7 - 8	153	*	*	*	*	*	*	153	0	38.7
8 - 9	188	*	*	*	*	*	*	188	0	38.5
9 - 10	104	*	*	*	*	*	*	104	0	40
10 - 11	106	*	*	*	*	*	*	106	0	38.6
11 - 12	80	*	*	*	*	*	*	80	0	36.4
12 - 13	*	*	*	*	*	*	*	0	0	0
13 - 14	*	*	*	*	*	*	*	0	0	0
14 - 15	*	*	*	*	*	*	*	0	0	0
15 - 16	*	*	*	*	*	*	*	0	0	0
16 - 17	*	*	*	*	*	*	*	0	0	0
17 - 18	*	*	*	*	*	*	*	0	0	0
18 - 19	*	*	*	*	*	*	*	0	0	0
19 - 20	*	*	*	*	*	*	*	0	0	0
20 - 21	*	*	*	*	*	*	*	0	0	0
21 - 22	*	*	*	*	*	*	*	0	0	0
22 - 23	*	*	*	*	*	*	*	0	0	0
23 - 24	*	*	*	*	*	*	*	0	0	0
Totals	705	0	0	0	0	0	0			
% of Total	100%	0%	0%	0%	0%	0%	0%			

Incoming Monthly Counts  
Feb 22 non flashing westfield road  
after the BC changes

from Fri-Jan-14-2022-12-00-PM to Mon-Feb-14-2022-11-59-AM

Hour	Jan 2022							Week Day Avg	Weekend Avg	Week Day 85% Avg Speed
	Monday	Tuesday	Wednesday	Thursday	Friday	Saturday	Sunday			
0 - 1	10	14	14	17	22	50	55	15.4	52.5	40.9
1 - 2	4	5	4	3	5	27	41	4.2	34	38.5
2 - 3	2	7	1	4	6	20	11	4	15.5	37
3 - 4	7	4	4	7	4	11	9	5.2	10	36
4 - 5	27	18	20	20	14	21	8	19.8	14.5	41.58
5 - 6	75	62	60	60	43	35	13	60	24	39.7
6 - 7	102	75	77	83	57	21	11	78.8	16	40.46
7 - 8	455	321	303	263	262	60	35	320.8	47.5	36.9
8 - 9	648	412	399	402	360	155	82	444.2	118.5	37.16
9 - 10	381	225	270	242	230	260	169	269.6	214.5	38.3
10 - 11	305	218	227	207	248	363	315	241	339	38.02
11 - 12	328	210	235	228	279	426	439	256	432.5	38.38
12 - 13	409	272	277	273	412	488	441	328.6	464.5	37.42
13 - 14	398	302	254	254	413	465	453	324.2	459	37.8
14 - 15	425	255	270	271	441	472	402	332.4	437	38.86
15 - 16	562	334	366	359	583	442	410	440.8	426	38.16
16 - 17	633	440	412	375	630	429	395	498	412	38.08
17 - 18	670	450	455	478	658	416	272	542.2	344	36.46
18 - 19	520	348	385	351	534	341	216	427.6	278.5	37.82
19 - 20	293	215	229	202	321	251	196	252	223.5	38.66
20 - 21	170	140	139	143	235	162	116	165.4	139	40.06
21 - 22	123	96	108	125	132	115	88	116.8	101.5	40.62
22 - 23	77	65	70	92	153	141	57	91.4	99	40.5
23 - 24	59	34	42	46	98	98	28	55.8	63	43.56
Totals	6683	4522	4621	4505	6140	5269	4262			
% of Total	18.56%	12.56%	12.84%	12.51%	17.05%	14.64%	11.84%			



Incoming Monthly Counts  
 Feb 22 non flashing westfield road  
 after the BC changes

from Fri-Jan-14-2022-12-00-PM to Mon-Feb-14-2022-11-59-AM

Hour	Feb 2022							Week Day Avg	Weekend Avg	Week Day 85% Avg Speed
	Monday	Tuesday	Wednesday	Thursday	Friday	Saturday	Sunday			
0 - 1	5	11	14	15	14	23	28	11.8	25.5	46.26
1 - 2	2	12	4	10	6	18	25	6.8	21.5	38.5
2 - 3	0	6	4	6	5	4	4	4.2	4	35.62
3 - 4	5	6	6	3	8	10	5	5.6	7.5	47
4 - 5	14	17	18	16	15	15	4	16	9.5	42.5
5 - 6	48	45	52	48	34	17	11	45.4	14	37.64
6 - 7	73	79	73	73	61	13	12	71.8	12.5	38.78
7 - 8	303	338	329	336	250	48	19	311.2	33.5	38.26
8 - 9	397	425	398	403	375	87	55	399.6	71	37.98
9 - 10	218	270	258	282	212	190	130	248	160	38.26
10 - 11	188	219	203	226	222	243	186	211.6	214.5	38.08
11 - 12	196	261	227	229	254	308	271	233.4	289.5	37.14
12 - 13	126	275	269	316	289	313	313	255	313	37.92
13 - 14	165	283	276	270	308	257	278	260.4	267.5	38.6
14 - 15	141	269	256	288	269	308	300	244.6	304	38.76
15 - 16	181	363	374	373	381	283	420	334.4	351.5	38.68
16 - 17	197	456	446	408	391	259	285	379.6	272	38.3
17 - 18	265	516	497	530	477	265	190	457	227.5	36.58
18 - 19	167	351	392	374	380	185	149	332.8	167	37.84
19 - 20	104	249	253	266	226	162	122	219.6	142	38.14
20 - 21	68	141	141	147	134	120	91	126.2	105.5	40.96
21 - 22	40	98	83	113	69	87	75	80.6	81	40.04
22 - 23	24	80	77	101	89	84	49	74.2	66.5	41.84
23 - 24	12	45	48	47	78	82	28	46	55	44.6
Totals	2939	4815	4698	4880	4547	3381	3050			
% of Total	10.38%	17.01%	16.59%	17.24%	16.06%	11.94%	10.77%			

Incoming Weekly Speeds  
Feb 22 non flashing westfield road  
after the BC changes

from Fri-Jan-14-2022-12-00-PM to Mon-Feb-14-2022-11-59-AM

	10/01/2022	to	16/01/2022							
	Monday	Tuesday	Wednesday	Thursday	Friday	Saturday	Sunday	Week	Weekend	Week Day 85%
Hour	10/01/2022	11/01/2022	12/01/2022	13/01/2022	14/01/2022	15/01/2022	16/01/2022	Day Avg	Avg	Avg Speed
0 - 1	*	*	*	*	*	37.27	41.18	0	39.34	0
1 - 2	*	*	*	*	*	35.5	33.88	0	34.85	0
2 - 3	*	*	*	*	*	37.86	42	0	38.78	0
3 - 4	*	*	*	*	*	27	42	0	39	0
4 - 5	*	*	*	*	*	35	27	0	32.71	0
5 - 6	*	*	*	*	*	31.54	36	0	32.78	0
6 - 7	*	*	*	*	*	29.14	34.75	0	31.18	0
7 - 8	*	*	*	*	*	33	34.53	0	33.68	0
8 - 9	*	*	*	*	*	33.22	31.25	0	32.62	0
9 - 10	*	*	*	*	*	33.51	30.62	0	32.32	0
10 - 11	*	*	*	*	*	33.61	32.08	0	32.87	0
11 - 12	*	*	*	*	*	30.57	31.85	0	31.2	0
12 - 13	*	*	*	*	30.26	32.68	30.18	30.26	31.49	36.9
13 - 14	*	*	*	*	31.47	33.26	33.09	31.47	33.18	38.3
14 - 15	*	*	*	*	32.35	32.3	32.39	32.35	32.34	38.5
15 - 16	*	*	*	*	31.57	32.58	30.8	31.57	31.68	39
16 - 17	*	*	*	*	31.89	32.19	31.6	31.89	31.92	39
17 - 18	*	*	*	*	30.85	33.22	33.04	30.85	33.15	36.6
18 - 19	*	*	*	*	30.79	33.23	32.84	30.79	33.08	37.8
19 - 20	*	*	*	*	32.51	32.53	33.84	32.51	33.14	39.5
20 - 21	*	*	*	*	33.4	35.13	31.91	33.4	33.93	40.6
21 - 22	*	*	*	*	35.45	34.06	32.24	35.45	33.29	43.1
22 - 23	*	*	*	*	33.09	34.23	35.22	33.09	34.52	39.4
23 - 24	*	*	*	*	32.96	35.83	35.36	32.96	35.7	40
Totals	0	0	0	0	386.6	798.4	809.5			
% of Total	0%	0%	0%	0%	19.38%	40.03%	40.59%			

Incoming Weekly Speeds  
Feb 22 non flashing westfield road  
after the BC changes

from Fri-Jan-14-2022-12-00-PM to Mon-Feb-14-2022-11-59-AM

	17/01/2022	to	23/01/2022							
	Monday	Tuesday	Wednesday	Thursday	Friday	Saturday	Sunday	Week	Weekend	Week Day 85%
Hour	17/01/2022	18/01/2022	19/01/2022	20/01/2022	21/01/2022	22/01/2022	23/01/2022	Day Avg	Avg	Avg Speed
0 - 1	31	31.8	31	34.43	36.56	36.67	34.56	33.88	35.52	38.16
1 - 2	32	33.67	22	32	39.5	35.31	32.21	30.18	33.7	40
2 - 3	32	22	32	33.67	25	41	42	27.83	41.33	34.5
3 - 4	33.67	32	47	26	29.5	32.2	28.67	31.18	30.88	41
4 - 5	27	30.75	28.5	32.11	35.5	35	43.25	30.76	38.67	41.32
5 - 6	26.24	28.71	25.26	27.5	27.6	35	27	27.05	34.2	37.3
6 - 7	27.59	29.31	30.42	30.14	31.26	32.14	37	29.72	33.22	40.7
7 - 8	29.26	29.19	29.38	29.68	29.79	31.05	34.5	29.44	32.04	36.44
8 - 9	29.54	30.48	29.51	29.02	30.43	32.34	31.04	29.78	31.89	37.44
9 - 10	30.08	30.64	29.84	29.81	29.61	31.39	31.12	29.99	31.28	38.42
10 - 11	30.38	30.73	28.86	30.21	31.09	31.06	32.4	30.23	31.61	38.56
11 - 12	29.99	31.15	29.48	30.89	30.55	32.4	32.19	30.38	32.29	37.86
12 - 13	31.17	30.77	29.73	29.7	29.88	31.11	32.19	30.27	31.6	37.34
13 - 14	29.41	30.15	30.38	31.19	30.54	31.87	32.56	30.31	32.21	37.56
14 - 15	32.53	30.31	30.22	31.23	31.32	31.41	33.26	31.14	32.21	38.46
15 - 16	30.97	30.75	31.53	30.22	31.71	32.81	31.51	31.06	32.2	37.96
16 - 17	30.48	31.43	31.85	31.01	32.03	32.35	33.1	31.36	32.7	37.76
17 - 18	30.63	30.25	30.75	30.42	30.4	32.83	32.71	30.49	32.78	36.26
18 - 19	30.58	31.14	31.95	31.04	31.55	33.19	33.9	31.27	33.45	37.74
19 - 20	32.12	31.7	31.78	32.33	31.98	34.86	32.41	31.97	33.77	38.54
20 - 21	32.12	32.13	32.25	32.79	33.17	33.85	35.21	32.51	34.41	39.78
21 - 22	33.79	34.07	33.62	34.05	33.64	32.9	35.5	33.84	33.92	40.48
22 - 23	33.55	31.35	32.7	33.44	34.98	33.86	39	33.28	35.11	40.1
23 - 24	33.12	34	35.92	31.38	33.8	33.2	30.3	33.74	32.63	40.56
Totals	739.3	738.5	745.9	744	761.3	799.8	807.6			
% of Total	13.85%	13.84%	13.98%	13.94%	14.27%	14.99%	15.13%			

Incoming Weekly Speeds  
Feb 22 non flashing westfield road  
after the BC changes

from Fri-Jan-14-2022-12-00-PM to Mon-Feb-14-2022-11-59-AM

	24/01/2022	to	30/01/2022							
	Monday	Tuesday	Wednesday	Thursday	Friday	Saturday	Sunday	Week	Weekend	Week Day 85%
Hour	24/01/2022	25/01/2022	26/01/2022	27/01/2022	28/01/2022	29/01/2022	30/01/2022	Day Avg	Avg	Avg Speed
0 - 1	36	37	36.1	33.2	31.33	35.75	34.75	34.5	35.25	38.5
1 - 2	47	39.5	0	24.5	38.67	32.5	36.26	36.38	35.9	45
2 - 3	42	31.2	0	12	12	32.11	31	27.75	31.62	27.5
3 - 4	22	25.33	25.33	29	37	41.2	32	27.92	38.57	34
4 - 5	29.46	31.3	29.83	27.64	32.75	32.55	24.5	30	31.31	39.5
5 - 6	26.52	29.38	30.3	29.56	34.14	34.08	42.71	29.97	37.1	40.04
6 - 7	30.16	30.58	31.73	31.83	30.93	32	35	31.1	33.25	41.34
7 - 8	28.98	28.96	30.62	29.98	29.89	31.14	34.33	29.65	32.3	37.22
8 - 9	29.28	29.08	29.32	28.13	29.34	31.65	33.5	29.04	32.34	36.86
9 - 10	29.45	31.99	29.26	29.72	29.54	31.25	33.29	29.95	31.97	37.94
10 - 11	28.61	28.91	28.65	28.47	30.14	31.41	33.34	29.02	32.38	37.04
11 - 12	31	31.2	31.09	30.91	31.62	30.07	31.24	31.18	30.66	38.92
12 - 13	31.56	30.06	30.35	29.14	30.64	31.69	32.6	30.34	32.13	37.7
13 - 14	29.91	28.71	31.72	31.23	30.86	32.79	32.34	30.48	32.55	37.82
14 - 15	31.57	30.77	30.77	32.5	31.79	32.22	32.44	31.51	32.32	39.4
15 - 16	31.82	32.19	30.85	31.2	31.09	32.77	32.95	31.41	32.86	38.18
16 - 17	30.91	31.16	31.47	31.26	32.26	33.69	33.16	31.39	33.42	38.18
17 - 18	30.12	31.06	30.78	30.38	31.12	30.95	34.14	30.68	32.38	36.76
18 - 19	30.83	32.53	31.19	31.7	31.41	31.62	33.93	31.51	32.57	38.02
19 - 20	31.69	31.5	31.98	33.19	32.66	33.89	34.52	32.2	34.15	38.86
20 - 21	33.94	33.92	31.41	32.99	32.42	33.83	34.27	32.85	34.03	40.44
21 - 22	34.12	33.33	32.88	33.42	33.33	35.71	35.03	33.39	35.38	40.56
22 - 23	31.89	32.36	35.44	34.67	35.32	31.98	32.52	34.36	32.15	40.6
23 - 24	35.24	36.29	36.19	37.48	32.67	33.39	32.14	35.4	33.14	44.5
Totals	764.1	758.5	687.2	724.1	752.8	790.1	801.8			
% of Total	14.48%	14.37%	13.02%	13.72%	14.26%	14.97%	15.19%			

Incoming Weekly Speeds  
Feb 22 non flashing westfield road  
after the BC changes

from Fri-Jan-14-2022-12-00-PM to Mon-Feb-14-2022-11-59-AM

	31/01/2022	to	06/02/2022							
	Monday	Tuesday	Wednesday	Thursday	Friday	Saturday	Sunday	Week	Weekend	Week Day 85%
Hour	31/01/2022	01/02/2022	02/02/2022	03/02/2022	04/02/2022	05/02/2022	06/02/2022	Day Avg	Avg	Avg Speed
0 - 1	37	42	32.86	36.38	39.67	38.23	35.25	36.88	36.42	47
1 - 2	29.5	31.2	25.33	30.71	37	38.22	34.56	30.17	36.39	35
2 - 3	0	28	32	29	35.2	39.5	52	31.13	43.67	38.75
3 - 4	33.67	44.5	32	32	37	36	32	37.42	34.86	46
4 - 5	25.75	33.57	32.11	29.14	38	35.11	30.33	31.22	33.92	42.82
5 - 6	26.74	28.36	26.11	25.86	32.67	35.44	36.43	27.41	35.87	37.38
6 - 7	29.27	29.62	28.89	30.15	29.03	36.33	33.25	29.39	35.1	38.1
7 - 8	29.01	31.27	30.75	30.32	30.71	33.65	32.25	30.42	33.32	37.4
8 - 9	28.31	29.86	30.05	29.59	30.76	34.43	32.09	29.68	33.68	37.32
9 - 10	31.25	28.82	28.1	29.35	30.68	30.84	33.14	29.56	31.74	37.9
10 - 11	30.37	30.33	28.63	30.47	31.15	32.69	33.18	30.18	32.9	38.3
11 - 12	31.01	29.66	30.28	29.66	29.41	32.67	33.42	29.97	33.01	37.44
12 - 13	30.79	30.28	29.27	31.58	30.52	33.09	32.51	30.49	32.82	38.32
13 - 14	29.09	30.56	29.34	31.31	30.99	33.34	34.24	30.28	33.78	37.84
14 - 15	30.05	30.22	29.7	30.37	31.71	32.24	32.89	30.44	32.52	38.14
15 - 16	30.87	32.26	31.45	32.56	30.83	34.39	32.19	31.6	33.34	38.58
16 - 17	31.52	30.68	31.79	31.5	31.78	33.68	32.39	31.43	33.04	37.98
17 - 18	29.67	29.65	30.44	30.15	31.93	34.53	32.52	30.36	33.72	36.06
18 - 19	30.81	31.21	31.58	30.57	32.65	33.8	33.1	31.37	33.5	37.48
19 - 20	31.09	30.9	33.25	30.1	33.05	33.2	33.1	31.66	33.16	38.2
20 - 21	31.73	31.18	33.17	33.41	32.81	35.12	32.78	32.45	34.05	40.18
21 - 22	34.05	34.02	31.4	34.29	32.77	33.02	32.4	33.34	32.74	40.04
22 - 23	33.52	32.52	33.13	35	34.95	34.29	34.85	34.05	34.4	41.68
23 - 24	40.83	35.63	33.18	35.91	34.23	35.05	38.83	35.74	35.87	45.44
Totals	715.9	766.5	734.7	749.5	789.6	828.6	819.4			
% of Total	13.25%	14.18%	13.59%	13.87%	14.61%	15.33%	15.16%			

Incoming Weekly Speeds  
Feb 22 non flashing westfield road  
after the BC changes

from Fri-Jan-14-2022-12-00-PM to Mon-Feb-14-2022-11-59-AM

	07/02/2022	to	13/02/2022							
	Monday	Tuesday	Wednesday	Thursday	Friday	Saturday	Sunday	Week	Weekend	Week Day 85%
Hour	07/02/2022	08/02/2022	09/02/2022	10/02/2022	11/02/2022	12/02/2022	13/02/2022	Day Avg	Avg	Avg Speed
0 - 1	32	35.88	41.29	36.29	38.38	38.2	42	37.53	39.89	46
1 - 2	32	27.14	47	43.67	29	32.78	24.12	32.06	27.24	42
2 - 3	0	22	22.5	27	0	49.5	37	24.67	42	28.33
3 - 4	29.5	37	32	37	34.5	30.2	32	33.88	30.88	43
4 - 5	29.29	30.8	30.44	29.22	35.2	30.5	37	31.16	31.43	42.16
5 - 6	29.58	30.35	27.54	28.26	34.77	32.12	39.75	29.97	34.67	38.24
6 - 7	28.76	31.8	30.34	29.92	27.16	32.86	37.38	29.75	35.27	39.06
7 - 8	31.33	31.83	30.48	29.99	31.01	34.59	35.27	30.93	34.82	38.4
8 - 9	29.64	29.43	28.69	29.8	30.96	33.1	34.7	29.69	33.82	38.04
9 - 10	31.07	30.62	30.14	30.37	30.56	33.63	33.32	30.54	33.5	38.56
10 - 11	30.96	27.66	29.57	30.94	30.65	32.42	33.14	29.94	32.73	38.04
11 - 12	30.24	28.33	29.94	28.78	30.63	31.86	33.2	29.56	32.51	37.1
12 - 13	29.98	30.1	29.7	28.97	30.07	31.63	27.85	29.72	29.61	37.36
13 - 14	31.99	31.71	30.73	31.07	31.42	34.07	20.89	31.41	26.88	38.86
14 - 15	30.87	31.14	32.26	30.93	32.37	33.47	20.06	31.51	26.06	39.14
15 - 16	32.33	31.72	31.51	30.14	32.89	33.41	16.53	31.73	22.13	38.5
16 - 17	32.48	30.83	31.84	31.77	32.88	32.51	23.29	31.93	27.43	38.54
17 - 18	30.25	31.38	30.75	31.48	32.5	33.92	26.73	31.25	30.84	36.98
18 - 19	31.68	31.01	31.91	31.09	32.2	34.23	31.31	31.6	32.9	38.04
19 - 20	31.32	32.38	31.58	30.78	33.44	34.69	34.27	31.86	34.49	38.1
20 - 21	33.15	33.78	33.52	35.26	34.75	35.35	32.6	34.1	34.25	41.52
21 - 22	33.92	34.14	35.11	33.23	32.63	34.97	34.03	33.81	34.54	40.16
22 - 23	34.04	33.62	34.84	34.27	35.63	32.6	24.06	34.49	28.27	42.02
23 - 24	36.67	35.17	33.86	34.96	34.54	32.77	28.19	34.71	31.44	43.78
Totals	723	749.7	767.4	765.4	748.2	815.4	738.8			
% of Total	13.62%	14.12%	14.46%	14.42%	14.1%	15.36%	13.92%			

Hour	14/02/2022 Monday 14/02/2022	to Tuesday 15/02/2022	20/02/2022 Wednesday 16/02/2022	Thursday 17/02/2022	Friday 18/02/2022	Saturday 19/02/2022	Sunday 20/02/2022	Week Day Avg	Weekend Avg	Week Day 85% Avg Speed
0 - 1	37.33	*	*	*	*	*	*	37.33	*	40
1 - 2	27	*	*	*	*	*	*	27	*	30
2 - 3	0	*	*	*	*	*	*	*	*	0
3 - 4	30.33	*	*	*	*	*	*	30.33	*	40
4 - 5	32.71	*	*	*	*	*	*	32.71	*	45
5 - 6	27.71	*	*	*	*	*	*	27.71	*	36.2
6 - 7	28.78	*	*	*	*	*	*	28.78	*	38.6
7 - 8	31.46	*	*	*	*	*	*	31.46	*	38.7
8 - 9	30.36	*	*	*	*	*	*	30.36	*	38.5
9 - 10	30.26	*	*	*	*	*	*	30.26	*	40
10 - 11	30.85	*	*	*	*	*	*	30.85	*	38.6
11 - 12	30.14	*	*	*	*	*	*	30.14	*	36.4
12 - 13	*	*	*	*	*	*	*	*	*	0
13 - 14	*	*	*	*	*	*	*	*	*	0
14 - 15	*	*	*	*	*	*	*	*	*	0
15 - 16	*	*	*	*	*	*	*	*	*	0
16 - 17	*	*	*	*	*	*	*	*	*	0
17 - 18	*	*	*	*	*	*	*	*	*	0
18 - 19	*	*	*	*	*	*	*	*	*	0
19 - 20	*	*	*	*	*	*	*	*	*	0
20 - 21	*	*	*	*	*	*	*	*	*	0
21 - 22	*	*	*	*	*	*	*	*	*	0
22 - 23	*	*	*	*	*	*	*	*	*	0
23 - 24	*	*	*	*	*	*	*	*	*	0
Totals	336.9	0	0	0	0	0	0			
% of Total	100%	0%	0%	0%	0%	0%	0%			

Incoming Monthly Speeds  
Feb 22 non flashing westfield road  
after the BC changes

from Fri-Jan-14-2022-12-00-PM to Mon-Feb-14-2022-11-59-AM

Hour	Jan 2022							Week Day Avg	Weekend Avg	Week Day 85% Avg Speed
	Monday	Tuesday	Wednesday	Thursday	Friday	Saturday	Sunday			
0 - 1	33.6	33.29	34.64	33.71	35.14	36.48	36.67	34.19	36.58	40.9
1 - 2	34.5	36	22	27	39	35.19	34.41	32.48	34.72	38.5
2 - 3	37	28.57	32	28.25	22.83	35.9	35	27.8	35.58	37
3 - 4	32	27	30.75	27.29	33.25	35.82	35.33	29.96	35.6	36
4 - 5	27.81	31.06	29.3	29.65	33.93	33.71	34.5	29.94	33.93	41.58
5 - 6	26.52	29.08	28.03	28.73	31.86	33.37	38.92	28.56	34.88	39.7
6 - 7	29.07	29.99	31.12	31.1	31.09	31.1	35.27	30.36	32.53	40.46
7 - 8	29.08	29.07	29.97	29.83	29.84	31.7	34.46	29.49	32.72	36.9
8 - 9	29.06	29.8	29.41	28.59	29.88	32.34	32.11	29.31	32.26	37.16
9 - 10	30.27	31.32	29.54	29.76	29.57	32.01	31.66	30.09	31.87	38.3
10 - 11	29.75	29.86	28.77	29.37	30.59	32.06	32.6	29.69	32.31	38.02
11 - 12	30.64	31.17	30.2	30.9	31.06	31.01	31.77	30.79	31.4	38.38
12 - 13	31.19	30.42	30.01	29.42	30.25	31.82	31.67	30.33	31.75	37.42
13 - 14	29.45	29.52	31.07	31.2	30.93	32.61	32.64	30.37	32.63	37.8
14 - 15	31.39	30.51	30.49	31.86	31.85	31.97	32.67	31.31	32.29	38.86
15 - 16	31.19	31.46	31.21	30.7	31.46	32.73	31.76	31.23	32.26	38.16
16 - 17	30.96	31.29	31.66	31.14	32.05	32.72	32.66	31.44	32.69	38.08
17 - 18	30.14	30.65	30.76	30.4	30.79	32.37	33.36	30.53	32.76	36.46
18 - 19	30.74	31.84	31.56	31.36	31.25	32.75	33.55	31.3	33.06	37.82
19 - 20	31.61	31.6	31.88	32.76	32.37	33.8	33.56	32.03	33.69	38.66
20 - 21	32.68	32.95	31.77	32.9	33	34.27	33.97	32.7	34.14	40.06
21 - 22	33.98	33.66	33.29	33.74	34.17	34.24	34.38	33.79	34.3	40.62
22 - 23	33.13	31.74	33.76	33.98	34.54	33.33	35.19	33.67	33.87	40.5
23 - 24	36.08	34.94	36.02	34.7	33.27	34.03	32.75	34.72	33.75	43.56



Incoming Monthly Speeds  
 Feb 22 non flashing westfield road  
 after the BC changes

from Fri-Jan-14-2022-12-00-PM to Mon-Feb-14-2022-11-59-AM

Hour	Feb 2022							Week	Weekend	Week Day 85%
	Monday	Tuesday	Wednesday	Thursday	Friday	Saturday	Sunday	Day Avg	Avg	Avg Speed
0 - 1	35.2	37.55	37.07	36.33	38.93	38.22	37.18	37.25	37.65	46.26
1 - 2	29.5	28.83	30.75	34.6	30.33	35.5	27.88	31.06	31.07	38.5
2 - 3	0	27	27.25	28	35.2	44.5	40.75	29.29	42.62	35.62
3 - 4	30	42	32	35.33	35.12	33.1	32	35.04	32.73	47
4 - 5	31	31.94	31.28	29.19	36.13	33.27	32	31.86	33	42.5
5 - 6	28.65	29.24	26.77	27.21	34.03	33.88	37.64	28.84	35.36	37.64
6 - 7	28.77	30.86	29.59	30.03	28.05	34.46	36	29.53	35.2	38.78
7 - 8	31.39	31.55	30.62	30.16	30.86	34.08	34	30.91	34.06	38.26
8 - 9	29.98	29.64	29.36	29.7	30.86	33.82	33.65	29.89	33.75	37.98
9 - 10	30.68	29.73	29.06	29.84	30.62	32.31	33.24	29.93	32.69	38.26
10 - 11	30.9	29.03	29.07	30.69	30.88	32.56	33.16	30.11	32.82	38.08
11 - 12	30.2	28.97	30.08	29.17	30.03	32.28	33.31	29.66	32.76	37.14
12 - 13	29.98	30.2	29.48	30.18	30.3	32.37	29.89	30.04	31.13	37.92
13 - 14	31.99	31.15	30.06	31.19	31.22	33.71	26.79	31.05	30.12	38.6
14 - 15	30.87	30.68	31.11	30.63	32.02	32.81	25.28	31.08	29.1	38.76
15 - 16	32.33	31.98	31.48	31.36	31.89	33.88	21.15	31.75	26.28	38.68
16 - 17	32.48	30.75	31.81	31.63	32.33	33.15	27.76	31.69	30.33	38.3
17 - 18	30.25	30.5	30.59	30.8	32.21	34.2	29.26	30.92	32.14	36.58
18 - 19	31.68	31.11	31.75	30.83	32.42	34.05	32.01	31.55	33.14	37.84
19 - 20	31.32	31.61	32.4	30.45	33.25	33.83	33.7	31.82	33.77	38.14
20 - 21	33.15	32.34	33.38	34.34	33.85	35.23	32.7	33.45	34.14	40.96
21 - 22	33.92	34.08	33.1	33.72	32.71	33.87	33.12	33.53	33.52	40.04
22 - 23	34.04	33.25	33.97	34.67	35.3	33.58	26.92	34.33	31.13	41.84
23 - 24	36.67	35.44	33.71	35.43	34.37	33.96	32.75	34.78	33.65	44.6

Incoming Weekly EightyFifthSpeeds  
Feb 22 non flashing westfield road  
after the BC changes

from Fri-Jan-14-2022-12-00-PM to Mon-Feb-14-2022-11-59-AM

	10/01/2022	to	16/01/2022							
	Monday	Tuesday	Wednesday	Thursday	Friday	Saturday	Sunday	Week	Weekend	Week Day 85%
Hour	10/01/2022	11/01/2022	12/01/2022	13/01/2022	14/01/2022	15/01/2022	16/01/2022	Day Avg	Avg	Avg Speed
0 - 1	*	*	*	*	*	45	50	0	47.5	0
1 - 2	*	*	*	*	*	45	45	0	45	0
2 - 3	*	*	*	*	*	45	50	0	47.5	0
3 - 4	*	*	*	*	*	30	47.5	0	38.75	0
4 - 5	*	*	*	*	*	45	35	0	40	0
5 - 6	*	*	*	*	*	40	40	0	40	0
6 - 7	*	*	*	*	*	40	35	0	37.5	0
7 - 8	*	*	*	*	*	40	43	0	41.5	0
8 - 9	*	*	*	*	*	41	41.2	0	41.1	0
9 - 10	*	*	*	*	*	42.8	38.9	0	40.85	0
10 - 11	*	*	*	*	*	39.6	38.5	0	39.05	0
11 - 12	*	*	*	*	*	37.7	38.2	0	37.95	0
12 - 13	*	*	*	*	36.9	38.9	37.4	36.9	38.15	36.9
13 - 14	*	*	*	*	38.3	39.2	40.7	38.3	39.95	38.3
14 - 15	*	*	*	*	38.5	39.7	38.6	38.5	39.15	38.5
15 - 16	*	*	*	*	39	39.7	37.5	39	38.6	39
16 - 17	*	*	*	*	39	38.2	38.1	39	38.15	39
17 - 18	*	*	*	*	36.6	41.1	41.2	36.6	41.15	36.6
18 - 19	*	*	*	*	37.8	39.4	39.6	37.8	39.5	37.8
19 - 20	*	*	*	*	39.5	39.7	43	39.5	41.35	39.5
20 - 21	*	*	*	*	40.6	43.3	37	40.6	40.15	40.6
21 - 22	*	*	*	*	43.1	42.5	40	43.1	41.25	43.1
22 - 23	*	*	*	*	39.4	40	46.2	39.4	43.1	39.4
23 - 24	*	*	*	*	40	42.9	42.5	40	42.7	40
Totals	0	0	0	0	468.7	975.7	984.1			
% of Total	0%	0%	0%	0%	19.3%	40.18%	40.52%			

Incoming Weekly EightyFifthSpeeds  
Feb 22 non flashing westfield road  
after the BC changes

from Fri-Jan-14-2022-12-00-PM to Mon-Feb-14-2022-11-59-AM

	17/01/2022	to	23/01/2022							
	Monday	Tuesday	Wednesday	Thursday	Friday	Saturday	Sunday	Week	Weekend	Week Day 85%
Hour	17/01/2022	18/01/2022	19/01/2022	20/01/2022	21/01/2022	22/01/2022	23/01/2022	Day Avg	Avg	Avg Speed
0 - 1	35	35	33.3	42.5	45	44	41.7	38.16	42.85	38.16
1 - 2	35	55	30	35	45	39	40	40	39.5	40
2 - 3	35	30	35	40	32.5	45	50	34.5	47.5	34.5
3 - 4	50	35	50	30	40	35	35	41	35	41
4 - 5	35	43.3	40	45	43.3	40	60	41.32	50	41.32
5 - 6	37	41.7	33.6	40	34.2	45	30	37.3	37.5	37.3
6 - 7	38	40	42.5	38	45	45	45	40.7	45	40.7
7 - 8	35.6	36.5	36.4	37.2	36.5	40	45	36.44	42.5	36.44
8 - 9	35.7	38.5	37.6	37.4	38	40.6	38.6	37.44	39.6	37.44
9 - 10	38.6	38.6	38.9	38.4	37.6	39	38.9	38.42	38.95	38.42
10 - 11	38.7	39.3	36.6	38.4	39.8	39	38.8	38.56	38.9	38.56
11 - 12	37.6	38.5	37.7	39	36.5	39.6	38.8	37.86	39.2	37.86
12 - 13	39.2	37.3	36.1	36.9	37.2	38.9	38.8	37.34	38.85	37.34
13 - 14	37.4	37.2	37.7	38.5	37	38.5	39.2	37.56	38.85	37.56
14 - 15	38.5	39.4	37	38.6	38.8	38.5	39.1	38.46	38.8	38.46
15 - 16	38	37.9	38.3	37	38.6	39.2	37	37.96	38.1	37.96
16 - 17	36.5	37.7	38.8	37.6	38.2	38.7	39.4	37.76	39.05	37.76
17 - 18	36.6	35.6	36.9	36.2	36	39.4	38.4	36.26	38.9	36.26
18 - 19	37.2	37	38.9	37.4	38.2	39.8	39.8	37.74	39.8	37.74
19 - 20	38.6	37.6	39.5	38.6	38.4	41.9	41	38.54	41.45	38.54
20 - 21	39.3	39.1	40	38.8	41.7	40	42.5	39.78	41.25	39.78
21 - 22	40	41.7	41.2	40	39.5	41.7	45	40.48	43.35	40.48
22 - 23	39	40	39	40.8	41.7	41.2	47.5	40.1	44.35	40.1
23 - 24	38.6	41.7	42.5	40	40	44	35	40.56	39.5	40.56
Totals	910.1	933.6	917.5	921.3	938.7	973	984.5			
% of Total	13.83%	14.19%	13.95%	14%	14.27%	14.79%	14.96%			

Incoming Weekly EightyFifthSpeeds  
Feb 22 non flashing westfield road  
after the BC changes

from Fri-Jan-14-2022-12-00-PM to Mon-Feb-14-2022-11-59-AM

	24/01/2022	to	30/01/2022							
	Monday	Tuesday	Wednesday	Thursday	Friday	Saturday	Sunday	Week	Weekend	Week Day 85%
Hour	24/01/2022	25/01/2022	26/01/2022	27/01/2022	28/01/2022	29/01/2022	30/01/2022	Day Avg	Avg	Avg Speed
0 - 1	35	40	40	40	37.5	42.5	40	38.5	41.25	38.5
1 - 2	50	50	0	35	45	35	45	45	40	45
2 - 3	45	35	0	15	15	40	34.2	27.5	37.1	27.5
3 - 4	25	35	30	35	45	45	35	34	40	34
4 - 5	40	40	37.5	35	45	42.5	30	39.5	36.25	39.5
5 - 6	37.5	40	39.4	40	43.3	42.5	55	40.04	48.75	40.04
6 - 7	39	42.5	41.7	41	42.5	50	45	41.34	47.5	41.34
7 - 8	36.7	35.4	38.8	37.3	37.9	37.5	45	37.22	41.25	37.22
8 - 9	36.7	37	37.7	35.2	37.7	41	42.5	36.86	41.75	36.86
9 - 10	37.1	39.4	37.9	37.1	38.2	39.3	40.7	37.94	40	37.94
10 - 11	37.5	37.2	37.3	36.4	36.8	38.7	41.7	37.04	40.2	37.04
11 - 12	39.2	37.7	39.2	39.5	39	36.8	38.3	38.92	37.55	38.92
12 - 13	38.5	37.1	37.5	37.2	38.2	37.8	39	37.7	38.4	37.7
13 - 14	36.8	36.1	39.2	39	38	38.5	39	37.82	38.75	37.82
14 - 15	39	39.3	38.2	41.5	39	38.2	39.3	39.4	38.75	39.4
15 - 16	38.2	38.6	37.8	37.9	38.4	38.6	39.5	38.18	39.05	38.18
16 - 17	37.6	37.8	38.5	38.4	38.6	39.6	40	38.18	39.8	38.18
17 - 18	35.5	37.3	37.1	36.3	37.6	36.8	40.4	36.76	38.6	36.76
18 - 19	38.6	38.8	37.4	38	37.3	38	41.4	38.02	39.7	38.02
19 - 20	38.1	38.5	38.2	39.8	39.7	39.6	42.3	38.86	40.95	38.86
20 - 21	42	39.4	40	40.8	40	39.3	41.7	40.44	40.5	40.44
21 - 22	39.5	38.3	42.5	40	42.5	42.5	45	40.56	43.75	40.56
22 - 23	37.5	35	43.8	42.5	44.2	38	40	40.6	39	40.6
23 - 24	42.5	45	47.5	47.5	40	41	40	44.5	40.5	44.5
Totals	922.5	930.4	857.2	905.4	936.4	958.7	980			
% of Total	14.21%	14.33%	13.21%	13.95%	14.43%	14.77%	15.1%			

Incoming Weekly EightyFifthSpeeds  
 Feb 22 non flashing westfield road  
 after the BC changes

from Fri-Jan-14-2022-12-00-PM to Mon-Feb-14-2022-11-59-AM

	31/01/2022	to	06/02/2022							
	Monday	Tuesday	Wednesday	Thursday	Friday	Saturday	Sunday	Week	Weekend	Week Day 85%
Hour	31/01/2022	01/02/2022	02/02/2022	03/02/2022	04/02/2022	05/02/2022	06/02/2022	Day Avg	Avg	Avg Speed
0 - 1	40	50	42.5	52.5	50	50	45	47	47.5	47
1 - 2	35	35	35	30	40	50	45	35	47.5	35
2 - 3	0	35	40	35	45	50	55	38.75	52.5	38.75
3 - 4	45	50	50	35	50	45	40	46	42.5	46
4 - 5	40	45	43.3	38.3	47.5	45	45	42.82	45	42.82
5 - 6	39	40	34.2	36.2	37.5	45	52.5	37.38	48.75	37.38
6 - 7	36.2	38	40	37.1	39.2	40	40	38.1	40	38.1
7 - 8	35	38.9	38.3	38.2	36.6	43.3	40	37.4	41.65	37.4
8 - 9	34.8	37.8	37.6	38.4	38	43.3	40	37.32	41.65	37.32
9 - 10	39.2	37.3	36.5	37.8	38.7	37.6	40	37.9	38.8	37.9
10 - 11	40	37.4	37	38.5	38.6	39.4	38.9	38.3	39.15	38.3
11 - 12	38	37.1	38.5	36.9	36.7	38.8	39.8	37.44	39.3	37.44
12 - 13	38.3	38	37.3	38.8	39.2	39.2	38.5	38.32	38.85	38.32
13 - 14	37.4	39	36.2	38.7	37.9	40.8	39.9	37.84	40.35	37.84
14 - 15	37.7	38.7	37.8	38	38.5	38.3	39	38.14	38.65	38.14
15 - 16	38.3	39.2	38.9	39.3	37.2	41	39.2	38.58	40.1	38.58
16 - 17	38.1	36.8	39	37.5	38.5	40.3	39.7	37.98	40	37.98
17 - 18	35	35.7	36.8	34.9	37.9	40.9	38.9	36.06	39.9	36.06
18 - 19	36.5	37.2	37.4	37	39.3	41.7	39.4	37.48	40.55	37.48
19 - 20	37.9	37.4	39.1	37.3	39.3	39	39.6	38.2	39.3	38.2
20 - 21	41	38.2	39	41	41.7	42.7	41.1	40.18	41.9	40.18
21 - 22	40	42	38	41	39.2	40	39	40.04	39.5	40.04
22 - 23	39.4	41.7	40.8	42.9	43.6	39.7	45	41.68	42.35	41.68
23 - 24	50	45	41.7	48.8	41.7	42.9	46.7	45.44	44.8	45.44
Totals	891.8	950.4	934.9	929.1	971.8	1013.9	1007.2			
% of Total	13.31%	14.19%	13.96%	13.87%	14.51%	15.13%	15.03%			

Incoming Weekly EightyFifthSpeeds  
 Feb 22 non flashing westfield road  
 after the BC changes

from Fri-Jan-14-2022-12-00-PM to Mon-Feb-14-2022-11-59-AM

	07/02/2022	to	13/02/2022							
	Monday	Tuesday	Wednesday	Thursday	Friday	Saturday	Sunday	Week	Weekend	Week Day 85%
Hour	07/02/2022	08/02/2022	09/02/2022	10/02/2022	11/02/2022	12/02/2022	13/02/2022	Day Avg	Avg	Avg Speed
0 - 1	40	45	55	45	45	45	55	46	50	46
1 - 2	35	35	50	55	35	40	40	42	40	42
2 - 3	0	25	25	35	0	55	45	28.33	50	28.33
3 - 4	40	45	35	55	40	35	40	43	37.5	43
4 - 5	38.3	40	47.5	45	40	35	40	42.16	37.5	42.16
5 - 6	36.7	38	37	37	42.5	38.8	40	38.24	39.4	38.24
6 - 7	40	41.7	38.3	38.3	37	45	45	39.06	45	39.06
7 - 8	39.2	38.9	37.1	37.6	39.2	45	42.5	38.4	43.75	38.4
8 - 9	38.1	37.9	38.2	37.6	38.4	40	42.5	38.04	41.25	38.04
9 - 10	38.6	38.7	38.6	38.3	38.6	41.2	38.7	38.56	39.95	38.56
10 - 11	39.3	35.4	37	39.7	38.8	39.3	39.6	38.04	39.45	38.04
11 - 12	37.8	36.2	38.2	35	38.3	38.6	39.1	37.1	38.85	37.1
12 - 13	38.1	37.8	36.2	36.8	37.9	37.9	38.1	37.36	38	37.36
13 - 14	39.2	39.1	38.4	38.2	39.4	41.7	36.6	38.86	39.15	38.86
14 - 15	38.8	39.6	39.1	38.2	40	40.7	33.4	39.14	37.05	39.14
15 - 16	38.5	39	38.2	36.9	39.9	40	26.7	38.5	33.35	38.5
16 - 17	38.6	38.1	38.3	38.2	39.5	39	37	38.54	38	38.54
17 - 18	34.9	36.9	36.7	37.5	38.9	41.8	38.1	36.98	39.95	36.98
18 - 19	37.7	37.9	38.8	37.4	38.4	40.5	41	38.04	40.75	38.04
19 - 20	38.1	38.4	38.3	36.5	39.2	43.2	41.7	38.1	42.45	38.1
20 - 21	41.1	41.4	39.5	43.5	42.1	44.4	38.9	41.52	41.65	41.52
21 - 22	39.6	41.2	41.7	39.2	39.1	45	39.5	40.16	42.25	40.16
22 - 23	40	41.4	41.7	42	45	45	33.8	42.02	39.4	42.02
23 - 24	50	43	41	42	42.9	42.2	50	43.78	46.1	43.78
Totals	897.6	930.6	944.8	964.9	915.1	999.3	962.2			
% of Total	13.57%	14.07%	14.28%	14.59%	13.83%	15.11%	14.55%			

	14/02/2022	to	20/02/2022							
	Monday	Tuesday	Wednesday	Thursday	Friday	Saturday	Sunday	Week	Weekend	Week Day 85%
Hour	14/02/2022	15/02/2022	16/02/2022	17/02/2022	18/02/2022	19/02/2022	20/02/2022	Day Avg	Avg	Avg Speed
0 - 1	40	*	*	*	*	*	*	40	0	40
1 - 2	30	*	*	*	*	*	*	30	0	30
2 - 3	0	*	*	*	*	*	*	0	0	0
3 - 4	40	*	*	*	*	*	*	40	0	40
4 - 5	45	*	*	*	*	*	*	45	0	45
5 - 6	36.2	*	*	*	*	*	*	36.2	0	36.2
6 - 7	38.6	*	*	*	*	*	*	38.6	0	38.6
7 - 8	38.7	*	*	*	*	*	*	38.7	0	38.7
8 - 9	38.5	*	*	*	*	*	*	38.5	0	38.5
9 - 10	40	*	*	*	*	*	*	40	0	40
10 - 11	38.6	*	*	*	*	*	*	38.6	0	38.6
11 - 12	36.4	*	*	*	*	*	*	36.4	0	36.4
12 - 13	*	*	*	*	*	*	*	0	0	0
13 - 14	*	*	*	*	*	*	*	0	0	0
14 - 15	*	*	*	*	*	*	*	0	0	0
15 - 16	*	*	*	*	*	*	*	0	0	0
16 - 17	*	*	*	*	*	*	*	0	0	0
17 - 18	*	*	*	*	*	*	*	0	0	0
18 - 19	*	*	*	*	*	*	*	0	0	0
19 - 20	*	*	*	*	*	*	*	0	0	0
20 - 21	*	*	*	*	*	*	*	0	0	0
21 - 22	*	*	*	*	*	*	*	0	0	0
22 - 23	*	*	*	*	*	*	*	0	0	0
23 - 24	*	*	*	*	*	*	*	0	0	0
Totals	422	0	0	0	0	0	0			
% of Total	100%	0%	0%	0%	0%	0%	0%			

Incoming Monthly EightyFifthSpeeds  
Feb 22 non flashing westfield road  
after the BC changes

from Fri-Jan-14-2022-12-00-PM to Mon-Feb-14-2022-11-59-AM

Hour	Jan 2022							Week Day Avg	Weekend Avg	Week Day 85% Avg Speed
	Monday	Tuesday	Wednesday	Thursday	Friday	Saturday	Sunday			
0 - 1	40	40	40	41.2	43.3	43.6	47.5	40.9	45.55	40.9
1 - 2	35	50	30	35	42.5	40	43.8	38.5	41.9	38.5
2 - 3	45	35	35	37.5	32.5	44.2	40	37	42.1	37
3 - 4	45	32.5	30	32.5	40	42.5	47.5	36	45	36
4 - 5	40	42	38.8	43.3	43.8	43.8	60	41.58	51.9	41.58
5 - 6	37.9	40.7	37.8	40	42.1	42.5	53.3	39.7	47.9	39.7
6 - 7	38.2	40.8	41.7	39.6	42	50	43.3	40.46	46.65	40.46
7 - 8	35.9	36	37.8	37.4	37.4	39.5	43.6	36.9	41.55	36.9
8 - 9	35.7	37.9	37.7	36.6	37.9	41.1	40.6	37.16	40.85	37.16
9 - 10	38.3	39.1	38.4	37.8	37.9	40	39.5	38.3	39.75	38.3
10 - 11	38.7	38.4	37	37.6	38.4	39.3	39.4	38.02	39.35	38.02
11 - 12	38.1	38	38.6	39.5	37.7	38.1	38.4	38.38	38.25	38.38
12 - 13	38.7	37.2	36.7	37.1	37.4	38.5	38.5	37.42	38.5	37.42
13 - 14	37.2	36.9	38.4	38.8	37.7	38.8	39.4	37.8	39.1	37.8
14 - 15	38.5	39.4	37.8	39.9	38.7	38.7	39	38.86	38.85	38.86
15 - 16	38.2	38.3	38.1	37.5	38.7	39.1	38.2	38.16	38.65	38.16
16 - 17	37.4	37.8	38.6	38	38.6	39	39.4	38.08	39.2	38.08
17 - 18	35.8	36.5	37	36.2	36.8	39.2	39.8	36.46	39.5	36.46
18 - 19	37.4	38	38.2	37.7	37.8	39.3	40	37.82	39.65	37.82
19 - 20	38.2	37.9	38.8	39.2	39.2	40.4	42.1	38.66	41.25	38.66
20 - 21	40.4	39.3	40	39.6	41	41.2	40	40.06	40.6	40.06
21 - 22	39.8	39.5	42.1	39.8	41.9	42.3	43.8	40.62	43.05	40.62
22 - 23	38.5	39.3	41	41.5	42.2	39.5	43.8	40.5	41.65	40.5
23 - 24	43.6	43	45	46.2	40	42.4	41.2	43.56	41.8	43.56



Incoming Monthly EightyFifthSpeeds  
 Feb 22 non flashing westfield road  
 after the BC changes

from Fri-Jan-14-2022-12-00-PM to Mon-Feb-14-2022-11-59-AM

Hour	Feb 2022							Week	Weekend	Week Day 85%
	Monday	Tuesday	Wednesday	Thursday	Friday	Saturday	Sunday	Day Avg	Avg	Avg Speed
0 - 1	38.8	45	50	50	47.5	50	48.8	46.26	49.4	46.26
1 - 2	35	35	35	50	37.5	45	40	38.5	42.5	38.5
2 - 3	0	35	30	32.5	45	50	45	35.62	47.5	35.62
3 - 4	37.5	50	45	55	47.5	42.5	38.3	47	40.4	47
4 - 5	40	42.5	43.3	40	46.7	43.3	40	42.5	41.65	42.5
5 - 6	37.1	38.6	35.8	36.7	40	39.3	51.7	37.64	45.5	37.64
6 - 7	39	40	39.2	37.5	38.2	45	43.3	38.78	44.15	38.78
7 - 8	38.9	38.9	37.7	37.9	37.9	43.8	41.7	38.26	42.75	38.26
8 - 9	38.2	37.8	37.8	37.9	38.2	42.5	41.7	37.98	42.1	37.98
9 - 10	39.2	38	37.5	38	38.6	39.5	39.1	38.26	39.3	38.26
10 - 11	38.9	36.6	37	39.2	38.7	39.3	39.2	38.08	39.25	38.08
11 - 12	37.2	36.7	38.3	35.9	37.6	38.8	39.4	37.14	39.1	37.14
12 - 13	38.1	38	37.1	37.9	38.5	38.6	38.3	37.92	38.45	37.92
13 - 14	39.2	39.2	37.6	38.4	38.6	41.1	38.8	38.6	39.95	38.6
14 - 15	38.8	39.2	38.6	38.1	39.1	39.5	36.8	38.76	38.15	38.76
15 - 16	38.5	39.2	38.6	38.4	38.7	40.6	34.4	38.68	37.5	38.68
16 - 17	38.6	37.5	38.6	37.8	39	39.7	38.7	38.3	39.2	38.3
17 - 18	34.9	36.4	36.7	36.6	38.3	41.3	38.5	36.58	39.9	36.58
18 - 19	37.7	37.4	38.2	37.1	38.8	40.8	40.7	37.84	40.75	37.84
19 - 20	38.1	37.8	38.7	36.9	39.2	40.6	40.7	38.14	40.65	38.14
20 - 21	41.1	39.6	39.3	42.7	42.1	43.4	40	40.96	41.7	40.96
21 - 22	39.6	41.7	40	39.8	39.1	42.2	39.3	40.04	40.75	40.04
22 - 23	40	41.5	41.2	42.5	44	39.8	38	41.84	38.9	41.84
23 - 24	50	44.1	41.9	45	42	42.5	47.5	44.6	45	44.6

Starting Hour	Count	Average Speed of all Traffic	Violator Counts	Average Speed of Violators
00:00:00	0	N/A	N/A	N/A
01:00:00	0	N/A	N/A	N/A
02:00:00	0	N/A	N/A	N/A
03:00:00	0	N/A	N/A	N/A
04:00:00	0	N/A	N/A	N/A
05:00:00	0	N/A	N/A	N/A
06:00:00	0	N/A	N/A	N/A
07:00:00	0	N/A	N/A	N/A
08:00:00	0	N/A	N/A	N/A
09:00:00	0	N/A	N/A	N/A
10:00:00	0	N/A	N/A	N/A
11:00:00	0	N/A	N/A	N/A
12:00:00	90	4.8	17	39.3
13:00:00	130	5.5	37	38.6
14:00:00	151	5.5	44	39.3
15:00:00	198	4.0	65	39.4
16:00:00	212	4.1	62	40.1
17:00:00	222	4.3	45	39.5
18:00:00	207	4.0	51	38.7
19:00:00	115	7.8	36	40.6
20:00:00	90	9.6	31	40.9
21:00:00	49	17.0	23	43.2
22:00:00	46	16.4	16	40.9
23:00:00	28	17.9	7	39.6
00:00:00	17	22.4	6	45.8
01:00:00	15	25.0	6	48.3
02:00:00	7	33.6	4	43.8
03:00:00	3	32.5	1	42.5
04:00:00	3	32.5	1	42.5
05:00:00	10	24.0	1	47.5
06:00:00	8	22.5	4	40.0
07:00:00	18	24.0	9	40.3
08:00:00	35	20.1	15	41.2
09:00:00	73	12.0	34	40.4
10:00:00	118	8.4	47	41.1
11:00:00	123	6.1	39	38.8
12:00:00	183	4.8	48	39.9
13:00:00	160	5.4	61	39.8
14:00:00	145	6.2	37	41.1
15:00:00	138	6.6	51	40.0
16:00:00	149	5.4	32	40.9
17:00:00	138	6.2	45	40.7
18:00:00	127	6.8	50	40.5
19:00:00	82	8.8	32	40.0
20:00:00	60	13.5	26	41.9
21:00:00	37	18.6	20	41.0
22:00:00	44	14.0	18	40.0
23:00:00	24	18.9	10	41.0
00:00:00	24	18.9	18	43.1
01:00:00	8	35.6	4	43.8
02:00:00	3	40.8	3	40.8

Starting Hour	Count	Average Speed of all Traffic	Violator Counts	Average Speed of Violators
03:00:00	3	44.2	3	44.2
04:00:00	2	30.0	1	37.5
05:00:00	3	30.8	0	0.0
06:00:00	7	32.9	3	44.2
07:00:00	10	27.0	4	41.3
08:00:00	17	24.3	9	40.3
09:00:00	49	16.9	14	41.1
10:00:00	100	7.3	33	39.0
11:00:00	143	4.8	48	38.3
12:00:00	157	5.2	29	39.7
13:00:00	138	6.5	43	40.9
14:00:00	126	5.4	49	39.2
15:00:00	124	6.7	27	39.9
16:00:00	132	5.0	32	39.7
17:00:00	92	8.1	19	40.7
18:00:00	78	10.0	28	41.3
19:00:00	66	11.6	22	43.2
20:00:00	40	14.5	14	41.1
21:00:00	31	18.0	8	39.4
22:00:00	16	26.6	9	43.1
23:00:00	11	26.6	4	41.3
00:00:00	10	27.5	5	40.5
01:00:00	0	N/A	N/A	N/A
02:00:00	2	32.5	0	0.0
03:00:00	2	40.0	1	47.5
04:00:00	5	27.5	1	42.5
05:00:00	14	25.2	3	37.5
06:00:00	27	19.6	9	40.3
07:00:00	99	7.5	19	40.1
08:00:00	239	3.3	36	38.9
09:00:00	136	6.2	33	40.1
10:00:00	111	6.7	30	39.5
11:00:00	104	7.0	23	39.5
12:00:00	155	5.3	44	39.5
13:00:00	154	5.2	35	39.8
14:00:00	156	6.2	53	40.0
15:00:00	180	4.3	47	38.6
16:00:00	223	3.6	49	38.8
17:00:00	220	3.6	41	39.3
18:00:00	181	4.1	38	38.7
19:00:00	115	6.0	34	39.3
20:00:00	60	10.8	14	42.5
21:00:00	39	15.1	12	40.8
22:00:00	39	14.8	15	39.5
23:00:00	21	20.0	10	39.0
00:00:00	8	23.8	2	40.0
01:00:00	11	18.2	2	45.0
02:00:00	1	27.5	0	0.0
03:00:00	1	17.5	0	0.0
04:00:00	6	33.3	3	40.8
05:00:00	15	18.5	2	40.0

Starting Hour	Count	Average Speed of all Traffic	Violator Counts	Average Speed of Violators
06:00:00	35	16.9	11	41.6
07:00:00	104	8.1	17	41.3
08:00:00	228	3.7	58	39.6
09:00:00	141	5.8	48	39.1
10:00:00	107	8.3	28	40.0
11:00:00	115	7.3	35	40.1
12:00:00	125	5.5	32	38.9
13:00:00	160	4.5	42	38.5
14:00:00	147	5.9	37	39.9
15:00:00	178	4.3	38	40.3
16:00:00	189	4.4	47	39.4
17:00:00	230	3.3	31	39.1
18:00:00	196	3.6	50	38.7
19:00:00	120	5.4	25	38.9
20:00:00	84	9.5	25	40.3
21:00:00	45	12.8	18	40.3
22:00:00	38	15.7	11	40.7
23:00:00	23	23.4	8	42.5
00:00:00	6	26.3	1	37.5
01:00:00	3	32.5	1	37.5
02:00:00	3	19.2	0	0.0
03:00:00	1	47.5	1	47.5
04:00:00	4	23.1	2	37.5
05:00:00	20	14.5	1	42.5
06:00:00	30	17.6	10	42.5
07:00:00	113	7.1	17	40.4
08:00:00	217	4.0	47	39.3
09:00:00	143	5.9	37	40.2
10:00:00	110	6.5	23	39.5
11:00:00	130	6.4	30	39.8
12:00:00	162	4.6	32	39.5
13:00:00	123	5.7	35	38.6
14:00:00	133	4.8	25	38.9
15:00:00	193	4.8	47	40.1
16:00:00	203	4.8	63	39.7
17:00:00	217	3.4	44	38.4
18:00:00	210	4.4	61	39.5
19:00:00	144	5.8	43	40.4
20:00:00	59	9.9	11	41.6
21:00:00	59	13.5	26	40.8
22:00:00	48	12.8	14	41.4
23:00:00	30	21.9	14	43.2
00:00:00	10	23.8	6	39.2
01:00:00	1	32.5	0	0.0
02:00:00	1	37.5	1	37.5
03:00:00	6	23.8	1	37.5
04:00:00	5	36.5	2	45.0
05:00:00	15	20.8	3	42.5
06:00:00	27	18.6	5	40.5
07:00:00	96	8.8	22	39.8
08:00:00	217	3.5	51	38.7

Starting Hour	Count	Average Speed of all Traffic	Violator Counts	Average Speed of Violators
09:00:00	134	5.6	32	39.2
10:00:00	98	9.4	30	40.3
11:00:00	104	7.7	27	40.5
12:00:00	128	6.9	28	40.0
13:00:00	138	5.3	33	39.3
14:00:00	133	5.8	32	40.2
15:00:00	190	4.0	37	39.1
16:00:00	151	5.2	48	39.3
17:00:00	235	3.2	40	38.5
18:00:00	213	3.8	44	39.3
19:00:00	112	6.4	33	39.2
20:00:00	63	9.0	19	39.6
21:00:00	73	10.1	27	39.9
22:00:00	47	14.0	16	41.3
23:00:00	32	14.4	8	42.5
00:00:00	15	30.0	9	43.1
01:00:00	6	24.2	5	38.5
02:00:00	2	22.5	0	0.0
03:00:00	5	28.5	1	37.5
04:00:00	1	27.5	0	0.0
05:00:00	12	21.7	4	42.5
06:00:00	23	17.5	8	43.1
07:00:00	81	8.4	13	39.0
08:00:00	201	3.8	48	39.0
09:00:00	124	6.3	31	39.3
10:00:00	115	8.7	39	41.0
11:00:00	131	5.0	24	38.3
12:00:00	156	4.2	38	38.4
13:00:00	144	5.7	35	39.1
14:00:00	143	6.2	34	40.1
15:00:00	193	4.6	53	39.7
16:00:00	193	4.4	65	39.3
17:00:00	219	4.1	40	39.1
18:00:00	197	4.4	50	39.9
19:00:00	123	5.7	37	39.7
20:00:00	83	10.2	23	42.3
21:00:00	43	14.1	17	39.9
22:00:00	52	12.3	23	39.9
23:00:00	43	14.2	14	42.1
00:00:00	17	22.1	12	40.4
01:00:00	13	25.0	6	45.8
02:00:00	10	21.0	6	40.8
03:00:00	6	21.7	1	42.5
04:00:00	3	35.8	1	42.5
05:00:00	6	35.8	3	40.8
06:00:00	9	29.2	4	46.3
07:00:00	16	20.2	4	38.8
08:00:00	42	16.1	13	41.0
09:00:00	67	10.1	15	41.2
10:00:00	110	7.3	38	40.0
11:00:00	143	5.5	39	40.2

Starting Hour	Count	Average Speed of all Traffic	Violator Counts	Average Speed of Violators
12:00:00	162	5.4	40	40.8
13:00:00	174	4.7	52	39.3
14:00:00	164	5.1	49	39.5
15:00:00	137	5.5	44	39.0
16:00:00	159	5.3	48	39.8
17:00:00	142	6.3	40	40.1
18:00:00	139	6.5	59	40.3
19:00:00	97	6.3	37	39.8
20:00:00	62	12.5	25	42.7
21:00:00	42	14.6	14	40.7
22:00:00	52	16.6	22	43.2
23:00:00	42	13.2	10	45.0
00:00:00	23	20.5	10	42.5
01:00:00	18	21.9	5	40.5
02:00:00	3	39.2	2	42.5
03:00:00	2	35.0	1	37.5
04:00:00	6	38.3	3	52.5
05:00:00	1	27.5	0	0.0
06:00:00	2	37.5	1	42.5
07:00:00	4	37.5	2	42.5
08:00:00	25	19.8	10	38.5
09:00:00	45	13.6	13	41.0
10:00:00	79	9.0	23	39.9
11:00:00	141	5.6	44	39.7
12:00:00	140	5.4	37	39.4
13:00:00	159	5.2	50	40.2
14:00:00	133	5.7	45	39.3
15:00:00	128	4.9	29	38.9
16:00:00	132	5.7	46	39.8
17:00:00	94	6.9	25	39.1
18:00:00	71	11.5	27	41.2
19:00:00	74	9.2	27	40.1
20:00:00	51	14.3	24	41.3
21:00:00	29	22.0	17	41.3
22:00:00	19	29.1	11	41.1
23:00:00	12	27.3	4	47.5
00:00:00	4	23.1	0	0.0
01:00:00	1	47.5	1	47.5
02:00:00	2	45.0	2	45.0
03:00:00	1	22.5	0	0.0
04:00:00	6	27.5	1	37.5
05:00:00	20	18.8	6	40.8
06:00:00	30	17.7	8	42.5
07:00:00	102	7.8	19	40.4
08:00:00	242	3.2	47	38.8
09:00:00	150	6.1	32	40.3
10:00:00	95	8.6	16	39.7
11:00:00	104	8.7	27	41.9
12:00:00	132	5.7	38	39.2
13:00:00	117	6.4	26	38.8
14:00:00	125	7.0	35	39.4

Starting Hour	Count	Average Speed of all Traffic	Violator Counts	Average Speed of Violators
15:00:00	169	5.0	56	39.4
16:00:00	200	3.9	54	39.0
17:00:00	236	3.6	43	39.6
18:00:00	200	4.1	49	40.1
19:00:00	118	6.0	25	39.3
20:00:00	71	11.5	22	41.4
21:00:00	45	15.0	19	41.7
22:00:00	23	12.8	7	37.5
23:00:00	14	25.4	7	41.8
00:00:00	7	20.0	2	37.5
01:00:00	2	37.5	1	42.5
02:00:00	5	21.5	1	47.5
03:00:00	4	30.0	1	42.5
04:00:00	1	22.5	0	0.0
05:00:00	27	17.8	10	41.0
06:00:00	39	15.8	14	41.1
07:00:00	97	7.5	19	40.4
08:00:00	240	3.4	41	39.2
09:00:00	135	6.7	37	39.8
10:00:00	100	7.9	30	39.2
11:00:00	104	7.6	22	40.5
12:00:00	126	6.8	27	39.9
13:00:00	130	6.1	24	40.0
14:00:00	111	7.7	28	40.9
15:00:00	161	4.4	41	38.7
16:00:00	214	4.0	70	39.4
17:00:00	220	3.2	40	38.6
18:00:00	193	4.6	63	39.3
19:00:00	132	6.6	27	41.6
20:00:00	59	11.9	23	40.3
21:00:00	60	10.3	23	39.7
22:00:00	38	12.9	7	42.5
23:00:00	16	23.1	7	42.5
00:00:00	9	29.4	3	39.2
01:00:00	2	50.0	2	50.0
02:00:00	0	N/A	N/A	N/A
03:00:00	3	25.8	0	0.0
04:00:00	5	23.0	1	47.5
05:00:00	26	22.6	8	42.5
06:00:00	35	19.4	17	41.0
07:00:00	97	6.7	24	40.0
08:00:00	226	4.0	52	39.4
09:00:00	149	6.1	41	39.2
10:00:00	114	6.5	28	38.2
11:00:00	101	8.7	25	41.5
12:00:00	112	7.0	28	38.9
13:00:00	142	5.7	38	40.3
14:00:00	126	5.9	30	39.5
15:00:00	166	5.7	47	40.1
16:00:00	193	4.3	50	39.3
17:00:00	221	2.9	50	38.6

Starting Hour	Count	Average Speed of all Traffic	Violator Counts	Average Speed of Violators
18:00:00	204	4.3	43	40.3
19:00:00	138	6.0	32	39.5
20:00:00	80	7.8	22	40.2
21:00:00	56	13.3	21	41.3
22:00:00	34	17.6	18	41.4
23:00:00	19	23.7	11	41.1
00:00:00	13	29.0	6	40.8
01:00:00	1	17.5	0	0.0
02:00:00	2	22.5	0	0.0
03:00:00	3	20.0	0	0.0
04:00:00	3	34.2	1	47.5
05:00:00	31	15.6	9	40.3
06:00:00	42	18.3	15	42.2
07:00:00	88	8.3	19	40.1
08:00:00	210	3.9	35	39.4
09:00:00	145	5.5	27	39.4
10:00:00	111	6.9	27	38.8
11:00:00	112	7.3	24	40.2
12:00:00	139	6.0	33	40.2
13:00:00	120	7.5	33	40.2
14:00:00	133	6.7	39	40.6
15:00:00	166	4.7	45	39.8
16:00:00	182	4.8	60	39.8
17:00:00	252	3.2	46	39.2
18:00:00	184	4.4	42	39.6
19:00:00	119	6.3	38	39.7
20:00:00	78	10.2	32	40.8
21:00:00	64	12.3	21	41.1
22:00:00	48	14.7	16	43.4
23:00:00	31	19.2	13	44.0
00:00:00	7	23.2	3	40.8
01:00:00	4	38.8	4	38.8
02:00:00	1	12.5	0	0.0
03:00:00	2	37.5	1	42.5
04:00:00	3	40.8	2	47.5
05:00:00	15	23.5	6	42.5
06:00:00	37	16.1	12	42.1
07:00:00	91	8.2	23	39.7
08:00:00	184	4.5	35	39.6
09:00:00	137	6.5	45	39.4
10:00:00	123	6.6	27	39.4
11:00:00	131	6.0	35	40.1
12:00:00	147	6.0	34	40.0
13:00:00	134	6.9	37	40.5
14:00:00	135	6.4	34	39.6
15:00:00	176	4.6	53	39.5
16:00:00	196	4.1	65	39.1
17:00:00	204	3.9	45	38.7
18:00:00	204	4.1	52	39.4
19:00:00	131	6.7	37	40.5
20:00:00	74	10.4	25	39.9



Starting Hour	Count	Average Speed of all Traffic	Violator Counts	Average Speed of Violators
21:00:00	52	14.1	17	43.1
22:00:00	66	11.4	28	42.1
23:00:00	28	17.9	9	43.1
00:00:00	20	19.3	9	41.4
01:00:00	6	37.1	3	52.5
02:00:00	6	27.1	2	40.0
03:00:00	5	37.5	2	47.5
04:00:00	7	33.6	5	41.5
05:00:00	17	23.2	5	40.5
06:00:00	7	36.8	4	45.0
07:00:00	14	20.2	3	44.2
08:00:00	46	17.7	13	42.9
09:00:00	97	8.3	29	40.4
10:00:00	98	7.9	27	39.9
11:00:00	118	6.2	31	38.8
12:00:00	174	4.3	33	38.9
13:00:00	151	5.2	47	40.4
14:00:00	157	6.1	42	40.1
15:00:00	158	5.1	45	39.5
16:00:00	139	5.2	54	39.3
17:00:00	144	4.1	38	38.7
18:00:00	96	7.7	24	39.4
19:00:00	96	8.2	35	40.2
20:00:00	61	8.9	27	39.0
21:00:00	35	17.5	15	40.5
22:00:00	48	12.3	18	39.2
23:00:00	34	15.9	9	39.7
00:00:00	24	22.2	11	40.7
01:00:00	16	27.0	9	43.1
02:00:00	11	13.4	0	0.0
03:00:00	2	32.5	0	0.0
04:00:00	2	25.0	0	0.0
05:00:00	4	40.0	3	44.2
06:00:00	7	38.9	3	50.8
07:00:00	11	23.9	6	44.2
08:00:00	23	20.0	8	40.6
09:00:00	49	13.9	19	40.9
10:00:00	96	9.8	41	41.2
11:00:00	132	5.9	38	40.3
12:00:00	159	5.3	50	39.7
13:00:00	153	5.5	51	39.4
14:00:00	154	5.4	46	40.1
15:00:00	132	5.8	43	39.6
16:00:00	161	5.7	60	40.3
17:00:00	112	6.7	37	39.8
18:00:00	82	9.8	31	41.4
19:00:00	56	14.9	27	41.0
20:00:00	50	14.6	17	42.8
21:00:00	36	19.1	14	42.9
22:00:00	28	20.8	14	40.0
23:00:00	7	27.9	2	40.0

Starting Hour	Count	Average Speed of all Traffic	Violator Counts	Average Speed of Violators
00:00:00	2	16.3	0	0.0
01:00:00	3	32.5	1	37.5
02:00:00	0	N/A	N/A	N/A
03:00:00	3	34.2	2	40.0
04:00:00	2	30.0	1	37.5
05:00:00	22	19.2	9	39.7
06:00:00	27	15.9	5	42.5
07:00:00	110	6.4	15	40.5
08:00:00	208	3.4	35	38.2
09:00:00	153	6.5	30	41.3
10:00:00	116	7.7	38	40.4
11:00:00	100	7.6	25	39.5
12:00:00	123	5.7	31	39.9
13:00:00	123	7.1	32	39.8
14:00:00	147	4.6	24	38.8
15:00:00	173	4.8	50	39.5
16:00:00	180	4.3	55	39.1
17:00:00	233	2.6	34	37.8
18:00:00	183	4.0	33	38.9
19:00:00	120	7.4	33	41.0
20:00:00	57	11.4	13	41.0
21:00:00	44	13.8	21	40.1
22:00:00	33	16.0	12	40.4
23:00:00	20	32.6	13	46.7
00:00:00	3	42.5	3	42.5
01:00:00	4	24.4	1	37.5
02:00:00	5	31.5	1	37.5
03:00:00	4	41.3	3	49.2
04:00:00	5	37.5	3	44.2
05:00:00	17	21.6	3	44.2
06:00:00	31	21.8	8	43.8
07:00:00	109	7.3	35	39.6
08:00:00	247	3.8	60	39.8
09:00:00	144	5.7	31	39.1
10:00:00	113	6.7	28	38.9
11:00:00	121	6.3	27	38.6
12:00:00	148	5.3	33	39.8
13:00:00	130	6.8	36	40.1
14:00:00	130	6.9	38	40.5
15:00:00	172	4.5	50	39.5
16:00:00	224	3.6	48	39.3
17:00:00	259	2.7	57	38.4
18:00:00	207	3.7	37	38.6
19:00:00	144	5.6	32	39.4
20:00:00	80	7.8	20	40.0
21:00:00	51	14.0	20	42.0
22:00:00	37	15.1	9	41.9
23:00:00	24	25.1	11	45.7
00:00:00	14	26.6	5	43.5
01:00:00	3	25.8	0	0.0
02:00:00	2	32.5	1	37.5

Starting Hour	Count	Average Speed of all Traffic	Violator Counts	Average Speed of Violators
03:00:00	2	32.5	1	47.5
04:00:00	4	24.4	2	42.5
05:00:00	19	18.7	3	39.2
06:00:00	37	14.9	7	48.2
07:00:00	99	8.0	28	40.5
08:00:00	228	3.4	51	39.1
09:00:00	151	6.3	32	40.0
10:00:00	112	6.2	21	38.5
11:00:00	100	7.8	26	39.6
12:00:00	133	5.7	28	39.5
13:00:00	123	6.2	28	38.9
14:00:00	125	6.7	29	39.9
15:00:00	172	4.9	45	39.1
16:00:00	198	5.0	80	39.9
17:00:00	260	3.7	60	39.5
18:00:00	218	3.8	36	39.7
19:00:00	140	6.2	43	40.4
20:00:00	68	10.6	22	40.0
21:00:00	49	11.3	15	39.8
22:00:00	41	15.4	11	42.0
23:00:00	18	20.7	8	40.6
00:00:00	7	38.2	4	46.3
01:00:00	8	23.1	1	57.5
02:00:00	4	21.9	0	0.0
03:00:00	1	32.5	0	0.0
04:00:00	3	32.5	2	37.5
05:00:00	15	22.8	3	37.5
06:00:00	31	14.8	6	39.2
07:00:00	117	6.4	25	39.3
08:00:00	227	3.0	60	39.1
09:00:00	153	5.4	44	39.5
10:00:00	129	6.5	31	40.1
11:00:00	108	8.0	22	41.1
12:00:00	134	6.4	38	39.6
13:00:00	134	6.0	33	39.5
14:00:00	139	5.7	36	39.6
15:00:00	190	4.5	54	40.0
16:00:00	200	4.3	53	39.6
17:00:00	262	3.8	46	40.5
18:00:00	222	2.7	46	37.8
19:00:00	135	5.5	30	38.8
20:00:00	79	11.0	23	41.8
21:00:00	65	12.4	27	41.0
22:00:00	56	12.4	20	42.8
23:00:00	29	23.1	13	43.7
00:00:00	7	30.7	3	40.8
01:00:00	2	45.0	2	45.0
02:00:00	2	45.0	2	45.0
03:00:00	5	27.0	1	47.5
04:00:00	3	37.5	2	45.0
05:00:00	9	26.4	3	40.8

Starting Hour	Count	Average Speed of all Traffic	Violator Counts	Average Speed of Violators
06:00:00	25	17.9	8	41.9
07:00:00	76	7.9	14	39.3
08:00:00	180	4.1	42	39.2
09:00:00	139	5.7	41	39.5
10:00:00	102	8.8	28	40.2
11:00:00	115	6.8	24	39.2
12:00:00	136	5.9	41	39.3
13:00:00	152	5.5	41	39.3
14:00:00	131	6.1	47	39.0
15:00:00	201	4.0	42	38.6
16:00:00	174	5.0	49	39.9
17:00:00	241	3.3	77	38.5
18:00:00	194	3.7	44	39.3
19:00:00	126	6.0	52	39.9
20:00:00	78	10.7	28	41.4
21:00:00	36	15.3	11	40.2
22:00:00	49	12.6	21	41.1
23:00:00	44	15.5	17	41.0
00:00:00	14	33.9	9	44.7
01:00:00	14	32.1	8	43.1
02:00:00	2	40.0	1	47.5
03:00:00	3	39.2	1	57.5
04:00:00	8	24.4	3	42.5
05:00:00	10	30.0	4	45.0
06:00:00	7	32.9	4	42.5
07:00:00	12	32.1	8	41.3
08:00:00	46	14.3	17	41.6
09:00:00	82	8.4	24	40.4
10:00:00	112	6.1	32	40.3
11:00:00	144	5.4	56	39.1
12:00:00	167	5.1	45	40.2
13:00:00	132	6.2	63	39.9
14:00:00	168	5.0	32	39.7
15:00:00	132	6.1	62	40.3
16:00:00	144	6.1	52	40.4
17:00:00	130	6.1	50	39.8
18:00:00	91	9.7	40	41.6
19:00:00	89	7.9	34	39.4
20:00:00	63	11.6	26	40.8
21:00:00	53	11.7	17	40.7
22:00:00	52	12.0	23	39.5
23:00:00	39	15.6	20	39.5
00:00:00	28	17.2	15	42.5
01:00:00	12	22.9	2	50.0
02:00:00	2	47.5	2	47.5
03:00:00	2	32.5	1	37.5
04:00:00	3	30.8	1	42.5
05:00:00	5	28.0	2	45.0
06:00:00	3	37.5	1	52.5
07:00:00	8	31.6	5	39.5
08:00:00	13	24.2	4	38.8

Starting Hour	Count	Average Speed of all Traffic	Violator Counts	Average Speed of Violators
09:00:00	51	13.7	19	40.4
10:00:00	86	8.1	29	39.7
11:00:00	122	6.4	42	40.2
12:00:00	133	4.9	40	38.8
13:00:00	124	5.5	43	39.6
14:00:00	129	7.2	49	40.6
15:00:00	121	7.0	40	40.1
16:00:00	134	5.6	47	39.7
17:00:00	100	6.4	31	39.0
18:00:00	65	10.0	20	41.3
19:00:00	67	9.8	24	39.6
20:00:00	53	13.1	19	41.4
21:00:00	37	13.7	11	39.8
22:00:00	25	20.8	9	42.5
23:00:00	8	32.2	4	43.8
00:00:00	6	25.8	5	40.5
01:00:00	1	37.5	1	37.5
02:00:00	1	32.5	0	0.0
03:00:00	2	30.0	1	37.5
04:00:00	5	22.0	2	37.5
05:00:00	17	22.5	5	40.5
06:00:00	29	18.9	7	43.9
07:00:00	104	7.1	25	40.7
08:00:00	227	3.8	57	39.3
09:00:00	139	6.3	40	39.8
10:00:00	87	8.7	24	39.6
11:00:00	101	7.2	25	39.3
12:00:00	122	6.7	34	39.7
13:00:00	156	5.7	47	39.5
14:00:00	150	6.3	47	40.2
15:00:00	171	5.2	56	39.4
16:00:00	201	4.3	60	39.2
17:00:00	258	3.2	49	39.1
18:00:00	179	4.4	31	40.1
19:00:00	121	6.5	35	39.2
20:00:00	73	9.9	27	40.1
21:00:00	44	12.8	19	40.1
22:00:00	30	13.1	9	40.3
23:00:00	14	31.8	8	42.5
00:00:00	4	41.3	2	50.0
01:00:00	12	23.1	3	39.2
02:00:00	0	N/A	N/A	N/A
03:00:00	2	27.5	0	0.0
04:00:00	4	38.8	3	44.2
05:00:00	19	15.7	4	37.5
06:00:00	32	22.5	12	45.0
07:00:00	128	6.3	40	39.6
08:00:00	234	4.2	69	39.4
09:00:00	149	5.8	38	39.6
10:00:00	111	7.4	18	40.3
11:00:00	129	6.9	28	39.8

Starting Hour	Count	Average Speed of all Traffic	Violator Counts	Average Speed of Violators
12:00:00	131	5.4	27	38.6
13:00:00	138	6.0	46	39.6
14:00:00	138	6.7	42	40.5
15:00:00	187	5.0	48	39.8
16:00:00	187	4.2	53	40.1
17:00:00	260	3.3	57	39.3
18:00:00	198	4.4	39	39.6
19:00:00	133	5.2	32	40.2
20:00:00	75	8.4	25	40.5
21:00:00	48	11.8	25	39.9
22:00:00	56	10.8	21	40.8
23:00:00	25	18.3	9	41.9
00:00:00	5	39.5	3	45.8
01:00:00	3	47.5	2	55.0
02:00:00	2	11.3	0	0.0
03:00:00	3	29.2	0	0.0
04:00:00	5	32.5	2	45.0
05:00:00	20	17.6	4	40.0
06:00:00	29	18.0	6	43.3
07:00:00	110	6.8	26	39.6
08:00:00	222	3.9	49	39.3
09:00:00	144	6.5	36	40.4
10:00:00	92	8.2	25	40.1
11:00:00	124	6.2	35	38.6
12:00:00	135	5.9	28	40.7
13:00:00	138	5.3	32	38.8
14:00:00	138	6.4	41	39.8
15:00:00	190	4.7	56	39.8
16:00:00	199	3.9	54	39.3
17:00:00	252	2.7	53	38.7
18:00:00	220	3.9	63	39.6
19:00:00	134	6.7	35	40.4
20:00:00	82	9.1	41	39.1
21:00:00	61	10.9	24	40.2
22:00:00	38	15.3	17	39.9
23:00:00	35	15.4	17	40.4
00:00:00	12	27.7	7	41.1
01:00:00	4	37.5	2	45.0
02:00:00	3	32.5	1	47.5
03:00:00	2	27.5	0	0.0
04:00:00	4	41.3	2	50.0
05:00:00	23	19.7	4	38.8
06:00:00	28	18.6	7	43.9
07:00:00	122	7.3	26	41.3
08:00:00	223	4.0	58	39.1
09:00:00	146	5.1	34	39.1
10:00:00	116	7.9	33	40.7
11:00:00	120	6.5	26	39.4
12:00:00	155	5.6	30	39.3
13:00:00	153	5.6	41	39.0
14:00:00	116	7.0	30	39.7

Starting Hour	Count	Average Speed of all Traffic	Violator Counts	Average Speed of Violators
15:00:00	188	4.3	36	40.1
16:00:00	191	4.2	48	39.3
17:00:00	242	3.3	65	38.6
18:00:00	194	4.0	43	38.5
19:00:00	168	4.8	38	40.0
20:00:00	70	9.4	29	40.4
21:00:00	78	10.3	28	41.3
22:00:00	46	13.0	16	40.3
23:00:00	29	23.1	16	42.2
00:00:00	11	25.5	5	40.5
01:00:00	5	38.5	3	42.5
02:00:00	2	22.5	0	0.0
03:00:00	4	33.8	2	37.5
04:00:00	7	32.1	3	44.2
05:00:00	13	23.3	6	39.2
06:00:00	30	20.0	8	45.0
07:00:00	100	8.7	29	40.8
08:00:00	192	4.6	51	39.7
09:00:00	128	6.1	42	38.9
10:00:00	117	6.8	35	39.4
11:00:00	119	6.2	35	38.5
12:00:00	146	5.6	35	39.6
13:00:00	156	4.9	46	39.1
14:00:00	135	6.5	50	40.3
15:00:00	180	4.8	51	40.0
16:00:00	186	4.8	68	40.0
17:00:00	225	4.2	80	39.8
18:00:00	219	3.9	66	39.3
19:00:00	133	5.4	45	39.4
20:00:00	82	8.3	35	40.1
21:00:00	46	13.6	21	39.6
22:00:00	37	18.6	18	41.9
23:00:00	40	14.4	18	41.7
00:00:00	17	22.6	7	43.9
01:00:00	9	25.0	4	45.0
02:00:00	3	44.2	2	50.0
03:00:00	4	23.1	1	42.5
04:00:00	4	33.8	1	42.5
05:00:00	7	19.3	3	37.5
06:00:00	9	28.9	5	40.5
07:00:00	15	20.0	2	37.5
08:00:00	26	21.4	12	42.9
09:00:00	102	8.2	40	40.4
10:00:00	110	7.8	47	39.9
11:00:00	141	5.1	35	39.2
12:00:00	152	4.9	49	38.8
13:00:00	139	6.2	53	39.8
14:00:00	138	7.1	59	41.1
15:00:00	148	6.4	51	40.4
16:00:00	127	7.0	41	39.9
17:00:00	134	5.7	41	40.7

Starting Hour	Count	Average Speed of all Traffic	Violator Counts	Average Speed of Violators
18:00:00	121	7.9	48	41.1
19:00:00	84	10.2	36	41.3
20:00:00	59	15.0	24	42.9
21:00:00	35	19.4	14	42.1
22:00:00	38	17.8	19	42.2
23:00:00	37	15.1	19	42.0
00:00:00	15	24.5	7	46.1
01:00:00	17	21.8	6	40.8
02:00:00	3	34.2	1	37.5
03:00:00	4	35.0	3	39.2
04:00:00	2	37.5	2	37.5
05:00:00	4	30.6	3	42.5
06:00:00	2	42.5	2	42.5
07:00:00	15	22.8	6	43.3
08:00:00	30	18.8	14	41.1
09:00:00	54	12.8	22	39.3
10:00:00	88	8.5	35	39.6
11:00:00	137	5.1	49	38.8
12:00:00	155	5.9	48	39.6
13:00:00	182	4.7	31	39.8
14:00:00	152	4.9	23	39.5
15:00:00	266	3.0	20	40.0
16:00:00	197	4.5	32	39.7
17:00:00	106	7.2	29	39.9
18:00:00	104	7.9	32	41.3
19:00:00	63	11.7	26	40.8
20:00:00	47	11.0	16	38.8
21:00:00	33	14.2	14	38.6
22:00:00	31	12.8	6	40.0
23:00:00	28	14.2	6	44.2



Incoming Histogram

Feb 22 non flashing westfield road  
after the BC changes

from Fri-Jan-14-2022-12-00-PM to Mon-Feb-14-2022-11-59-AM

Date	Starting Hr:min	<15	15 to <20	20 to <25	25 to <30	30 to <35	35 to <40	40 to <45	45 to <50	50 to <55	55 to <60	60 to <65	65 to <70	70 to <75	75 to <80	80 to <85	85 to <90	90 to <95	95 to <100	100 to >105	Total Counts	85pct Speed	10MPH Pace	% in pace	# of Speeders	% Speeders
14/01/2022	00:00	*	*	*	*	*	*	*	*	*	*	*	*	*	*	*	*	*	*	*	*	*	*	*	*	*
14/01/2022	01:00	*	*	*	*	*	*	*	*	*	*	*	*	*	*	*	*	*	*	*	*	*	*	*	*	*
14/01/2022	02:00	*	*	*	*	*	*	*	*	*	*	*	*	*	*	*	*	*	*	*	*	*	*	*	*	*
14/01/2022	03:00	*	*	*	*	*	*	*	*	*	*	*	*	*	*	*	*	*	*	*	*	*	*	*	*	*
14/01/2022	04:00	*	*	*	*	*	*	*	*	*	*	*	*	*	*	*	*	*	*	*	*	*	*	*	*	*
14/01/2022	05:00	*	*	*	*	*	*	*	*	*	*	*	*	*	*	*	*	*	*	*	*	*	*	*	*	*
14/01/2022	06:00	*	*	*	*	*	*	*	*	*	*	*	*	*	*	*	*	*	*	*	*	*	*	*	*	*
14/01/2022	07:00	*	*	*	*	*	*	*	*	*	*	*	*	*	*	*	*	*	*	*	*	*	*	*	*	*
14/01/2022	08:00	*	*	*	*	*	*	*	*	*	*	*	*	*	*	*	*	*	*	*	*	*	*	*	*	*
14/01/2022	09:00	*	*	*	*	*	*	*	*	*	*	*	*	*	*	*	*	*	*	*	*	*	*	*	*	*
14/01/2022	10:00	*	*	*	*	*	*	*	*	*	*	*	*	*	*	*	*	*	*	*	*	*	*	*	*	*
14/01/2022	11:00	*	*	*	*	*	*	*	*	*	*	*	*	*	*	*	*	*	*	*	*	*	*	*	*	*
14/01/2022	12:00	4	5	8	38	43	18	6	1	0	0	0	0	0	0	0	0	0	0	0	123	36.9	30 to 40	80.5	25	20.3
14/01/2022	13:00	1	5	11	32	41	29	8	0	1	0	0	0	0	0	0	0	0	0	0	128	38.3	30 to 40	79.7	38	29.7
14/01/2022	14:00	2	4	8	36	64	40	11	2	0	0	0	0	0	0	0	0	0	0	0	167	38.5	30 to 40	83.8	53	31.7
14/01/2022	15:00	4	6	13	54	60	34	17	5	0	0	0	0	0	0	0	0	0	0	0	193	39	30 to 40	76.7	56	29.0
14/01/2022	16:00	3	5	16	66	75	41	24	3	0	0	0	0	0	0	0	0	0	0	0	233	39	30 to 40	78.1	68	29.2
14/01/2022	17:00	6	3	9	77	82	34	6	3	1	0	0	0	0	0	0	0	0	0	0	221	36.6	30 to 40	87.3	44	19.9
14/01/2022	18:00	3	10	17	47	54	37	8	1	2	0	0	0	0	0	0	0	0	0	0	179	37.8	30 to 40	77.1	48	26.8
14/01/2022	19:00	2	1	6	25	31	19	7	3	1	1	0	0	0	0	0	0	0	0	0	96	39.5	30 to 40	78.1	31	32.3
14/01/2022	20:00	0	2	5	22	29	14	8	2	1	3	0	0	0	0	0	0	0	0	0	86	40.6	30 to 40	75.6	28	32.6
14/01/2022	21:00	0	0	4	7	12	12	8	2	1	0	1	0	0	0	0	0	0	0	0	47	43.1	35 to 45	68.1	24	51.1
14/01/2022	22:00	0	0	3	10	19	8	4	1	1	0	0	0	0	0	0	0	0	0	0	46	39.4	30 to 40	80.4	14	30.4
14/01/2022	23:00	0	0	0	8	11	3	4	0	0	0	0	0	0	0	0	0	0	0	0	26	40	30 to 40	84.6	7	26.9
24 Hr Summary		25	41	100	422	521	289	111	23	8	4	1	0	0	0	0	0	0	0	0	1545	38.5	30 to 40	79.7	436	28.2

Incoming Histogram

Feb 22 non flashing westfield road  
after the BC changes

from Fri-Jan-14-2022-12-00-PM to Mon-Feb-14-2022-11-59-AM

Date	Starting Hr:min	<15	15 to <20	20 to <25	25 to <30	30 to <35	35 to <40	40 to <45	45 to <50	50 to <55	55 to <60	60 to <65	65 to <70	70 to <75	75 to <80	80 to <85	85 to <90	90 to <95	95 to <100	100 to >105	Total Counts	85pct Speed	10MPH Pace	% in pace	# of Speeders	% Speeders	
15/01/2022	00:00	0	0	0	5	2	1	5	1	0	0	1	0	0	0	0	0	0	0	0	0	15	45	30 to 40	53.3	8	53.3
15/01/2022	01:00	0	0	0	5	4	0	1	1	0	0	0	0	1	0	0	0	0	0	0	0	12	45	25 to 35	75.0	3	25.0
15/01/2022	02:00	0	0	0	1	2	0	3	1	0	0	0	0	0	0	0	0	0	0	0	0	7	45	35 to 45	71.4	4	57.1
15/01/2022	03:00	0	0	0	1	0	0	0	0	0	0	0	0	0	0	0	0	0	0	0	0	1	30	20 to 30	100.0	*	*
15/01/2022	04:00	0	0	1	0	2	0	1	1	0	0	0	0	0	0	0	0	0	0	0	0	5	45	25 to 35	60.0	2	40.0
15/01/2022	05:00	0	1	1	3	4	2	2	0	0	0	0	0	0	0	0	0	0	0	0	0	13	40	30 to 40	69.2	4	30.8
15/01/2022	06:00	0	2	1	1	1	1	0	0	1	0	0	0	0	0	0	0	0	0	0	0	7	40	20 to 30	57.1	2	28.6
15/01/2022	07:00	0	2	0	3	5	6	3	0	0	0	0	0	0	0	0	0	0	0	0	0	19	40	30 to 40	73.7	9	47.4
15/01/2022	08:00	0	2	5	6	14	10	5	2	1	0	0	0	0	0	0	0	0	0	0	0	45	41	30 to 40	66.7	18	40.0
15/01/2022	09:00	1	2	7	23	12	21	9	6	2	0	0	0	0	0	0	0	0	0	0	0	83	42.8	30 to 40	67.5	38	45.8
15/01/2022	10:00	2	2	5	25	41	36	8	6	1	1	0	0	0	0	0	0	0	0	0	0	127	39.6	30 to 40	80.3	52	40.9
15/01/2022	11:00	3	7	9	54	42	26	9	2	0	0	0	0	0	0	0	0	0	0	0	0	152	37.7	30 to 40	80.3	37	24.3
15/01/2022	12:00	0	1	6	50	52	35	12	3	1	0	0	0	0	0	0	0	0	0	0	0	160	38.9	30 to 40	85.6	51	31.9
15/01/2022	13:00	0	3	8	38	53	39	10	3	4	1	0	0	0	0	0	0	0	0	0	0	159	39.2	30 to 40	81.8	57	35.8
15/01/2022	14:00	3	3	5	39	52	19	13	6	1	0	0	0	0	0	0	0	0	0	0	0	141	39.7	30 to 40	78.0	39	27.7
15/01/2022	15:00	4	2	7	28	47	30	13	4	1	0	0	0	0	0	0	0	0	0	0	0	136	39.7	30 to 40	77.2	48	35.3
15/01/2022	16:00	0	2	5	49	54	22	10	3	0	0	1	0	0	0	0	0	0	0	0	0	146	38.2	30 to 40	85.6	36	24.7
15/01/2022	17:00	1	0	8	39	47	22	18	5	2	0	0	0	0	0	0	0	0	0	0	0	142	41.1	30 to 40	76.1	47	33.1
15/01/2022	18:00	0	2	5	30	33	27	8	4	1	1	0	0	0	0	0	0	0	0	0	0	111	39.4	30 to 40	81.1	41	36.9
15/01/2022	19:00	3	0	6	17	21	19	8	2	1	0	0	0	0	0	0	0	0	0	0	0	77	39.7	30 to 40	74.0	30	39.0
15/01/2022	20:00	1	0	1	12	14	12	9	2	2	1	0	0	0	0	0	0	0	0	0	0	54	43.3	30 to 40	70.4	26	48.1
15/01/2022	21:00	1	0	1	8	8	9	4	2	1	0	0	0	0	0	0	0	0	0	0	0	34	42.5	30 to 40	73.5	16	47.1
15/01/2022	22:00	1	0	0	8	15	13	4	1	1	0	0	0	0	0	0	0	0	0	0	0	43	40	30 to 40	83.7	19	44.2
15/01/2022	23:00	0	0	0	5	8	8	7	1	0	0	0	0	0	0	0	0	0	0	0	0	29	42.9	35 to 45	79.3	16	55.2
24 Hr Summary		20	31	81	450	533	358	162	56	20	4	2	0	1	0	0	0	0	0	0	0	1718	39.8	30 to 40	78.1	603	35.1

Incoming Histogram

Feb 22 non flashing westfield road  
after the BC changes

from Fri-Jan-14-2022-12-00-PM to Mon-Feb-14-2022-11-59-AM

Date	Starting Hr:min	<15	15 to <20	20 to <25	25 to <30	30 to <35	35 to <40	40 to <45	45 to <50	50 to <55	55 to <60	60 to <65	65 to <70	70 to <75	75 to <80	80 to <85	85 to <90	90 to <95	95 to <100	100 to >105	Total Counts	85pct Speed	10MPH Pace	% in pace	# of Speeders	% Speeders
16/01/2022	00:00	0	0	0	1	5	2	1	5	3	0	0	0	0	0	0	0	0	0	0	17	50	45 to 55	52.9	11	64.7
16/01/2022	01:00	0	1	0	1	2	2	1	1	0	0	0	0	0	0	0	0	0	0	0	8	45	30 to 40	62.5	4	50.0
16/01/2022	02:00	0	0	0	0	0	1	0	1	0	0	0	0	0	0	0	0	0	0	0	2	50	40 to 50	100.0	2	100.0
16/01/2022	03:00	0	0	0	0	0	2	0	2	0	0	0	0	0	0	0	0	0	0	0	4	47.5	40 to 50	100.0	4	100.0
16/01/2022	04:00	0	0	1	0	1	0	0	0	0	0	0	0	0	0	0	0	0	0	0	2	35	25 to 35	100.0	*	*
16/01/2022	05:00	0	0	0	1	2	1	0	0	1	0	0	0	0	0	0	0	0	0	0	5	40	30 to 40	80.0	2	40.0
16/01/2022	06:00	0	0	0	0	3	0	1	0	0	0	0	0	0	0	0	0	0	0	0	4	35	35 to 45	100.0	1	25.0
16/01/2022	07:00	0	0	0	5	3	2	5	0	0	0	0	0	0	0	0	0	0	0	0	15	43	30 to 40	66.7	7	46.7
16/01/2022	08:00	1	1	3	2	5	4	4	0	0	0	0	0	0	0	0	0	0	0	0	20	41.2	35 to 45	65.0	8	40.0
16/01/2022	09:00	2	3	10	9	18	9	4	3	0	0	0	0	0	0	0	0	0	0	0	58	38.9	25 to 35	63.8	16	27.6
16/01/2022	10:00	1	3	12	24	37	33	5	3	0	0	0	0	0	0	0	0	0	0	0	118	38.5	30 to 40	79.7	41	34.7
16/01/2022	11:00	3	2	6	41	52	36	9	0	0	0	0	0	0	0	0	0	0	0	0	149	38.2	30 to 40	86.6	45	30.2
16/01/2022	12:00	6	5	11	46	49	17	10	3	0	0	0	0	0	0	0	0	0	0	0	147	37.4	30 to 40	76.2	30	20.4
16/01/2022	13:00	1	0	9	39	39	26	14	7	1	0	0	0	0	0	0	0	0	0	0	136	40.7	30 to 40	76.5	48	35.3
16/01/2022	14:00	2	1	4	32	46	28	10	1	0	0	0	0	0	0	0	0	0	0	0	124	38.6	30 to 40	85.5	39	31.5
16/01/2022	15:00	1	5	13	44	44	18	10	2	0	0	0	0	0	0	0	0	0	0	0	137	37.5	30 to 40	77.4	30	21.9
16/01/2022	16:00	0	1	7	44	43	16	12	0	0	0	0	0	0	0	0	0	0	0	0	123	38.1	30 to 40	83.7	28	22.8
16/01/2022	17:00	0	0	5	29	20	13	8	4	2	0	0	0	0	0	0	0	0	0	0	81	41.2	30 to 40	76.5	27	33.3
16/01/2022	18:00	0	0	8	19	24	13	6	2	1	0	1	0	0	0	0	0	0	0	0	74	39.6	30 to 40	75.7	23	31.1
16/01/2022	19:00	1	0	4	16	23	7	10	5	0	1	0	0	0	0	0	0	0	0	0	67	43	30 to 40	68.7	23	34.3
16/01/2022	20:00	0	0	1	10	14	5	2	0	0	0	0	0	0	0	0	0	0	0	0	32	37	30 to 40	90.6	7	21.9
16/01/2022	21:00	0	1	2	6	7	5	4	0	0	0	0	0	0	0	0	0	0	0	0	25	40	30 to 40	72.0	9	36.0
16/01/2022	22:00	0	1	2	1	5	3	2	4	0	0	0	0	0	0	0	0	0	0	0	18	46.2	35 to 45	55.6	9	50.0
16/01/2022	23:00	0	0	1	1	3	3	2	1	0	0	0	0	0	0	0	0	0	0	0	11	42.5	35 to 45	72.7	6	54.5
24 Hr Summary		18	24	99	371	445	246	120	44	8	1	1	0	0	0	0	0	0	0	0	1377	39.3	30 to 40	77.1	420	30.5

Incoming Histogram

Feb 22 non flashing westfield road  
after the BC changes

from Fri-Jan-14-2022-12-00-PM to Mon-Feb-14-2022-11-59-AM

Date	Starting Hr:min	<15	15 to <20	20 to <25	25 to <30	30 to <35	35 to <40	40 to <45	45 to <50	50 to <55	55 to <60	60 to <65	65 to <70	70 to <75	75 to <80	80 to <85	85 to <90	90 to <95	95 to <100	100 to >105	Total Counts	85pct Speed	10MPH Pace	% in pace	# of Speeders	% Speeders
17/01/2022	00:00	0	0	1	1	2	0	1	0	0	0	0	0	0	0	0	0	0	0	0	5	35	25 to 35	80.0	1	20.0
17/01/2022	01:00	0	0	0	0	1	0	0	0	0	0	0	0	0	0	0	0	0	0	0	1	35	25 to 35	100.0	*	*
17/01/2022	02:00	0	0	0	0	1	0	0	0	0	0	0	0	0	0	0	0	0	0	0	1	35	25 to 35	100.0	*	*
17/01/2022	03:00	0	0	1	0	1	0	0	1	0	0	0	0	0	0	0	0	0	0	0	3	50	25 to 35	66.7	1	33.3
17/01/2022	04:00	0	1	2	1	1	0	1	0	0	0	0	0	0	0	0	0	0	0	0	6	35	20 to 30	66.7	1	16.7
17/01/2022	05:00	2	6	1	2	5	5	0	0	0	0	0	0	0	0	0	0	0	0	0	21	37	30 to 40	57.1	5	23.8
17/01/2022	06:00	2	6	4	7	5	5	1	2	0	0	0	0	0	0	0	0	0	0	0	32	38	20 to 30	53.1	8	25.0
17/01/2022	07:00	3	11	10	61	39	17	4	3	0	0	0	0	0	0	0	0	0	0	0	148	35.6	30 to 40	79.1	24	16.2
17/01/2022	08:00	2	18	32	52	81	28	7	2	0	0	0	0	0	0	0	0	0	0	0	222	35.7	25 to 35	74.3	37	16.7
17/01/2022	09:00	5	9	19	28	39	18	12	2	1	0	0	0	0	0	0	0	0	0	0	133	38.6	25 to 35	64.7	33	24.8
17/01/2022	10:00	5	6	7	19	23	19	7	1	0	0	0	0	0	0	0	0	0	0	0	87	38.7	30 to 40	70.1	27	31.0
17/01/2022	11:00	4	4	17	32	32	19	8	1	0	0	0	0	0	0	0	0	0	0	0	117	37.6	30 to 40	70.9	28	23.9
17/01/2022	12:00	6	4	14	46	43	31	17	1	1	0	0	0	0	0	0	0	0	0	0	163	39.2	30 to 40	73.6	50	30.7
17/01/2022	13:00	8	9	22	39	39	17	6	5	1	0	0	0	1	0	0	0	0	0	0	147	37.4	25 to 35	68.0	30	20.4
17/01/2022	14:00	0	3	4	41	52	36	9	2	0	0	0	0	0	0	0	0	0	0	0	147	38.5	30 to 40	87.8	47	32.0
17/01/2022	15:00	6	7	20	52	70	45	12	2	0	0	0	0	0	0	0	0	0	0	0	214	38	30 to 40	78.0	59	27.6
17/01/2022	16:00	5	5	11	78	75	34	9	0	0	0	0	0	0	0	0	0	0	0	0	217	36.5	30 to 40	86.2	43	19.8
17/01/2022	17:00	3	8	11	79	75	28	11	3	0	0	0	0	0	0	0	0	0	0	0	218	36.6	30 to 40	83.5	42	19.3
17/01/2022	18:00	4	3	8	62	48	32	5	1	0	0	0	0	0	0	0	0	0	0	0	163	37.2	30 to 40	87.1	38	23.3
17/01/2022	19:00	0	1	5	27	37	14	10	0	0	0	0	0	0	0	0	0	0	0	0	94	38.6	30 to 40	83.0	24	25.5
17/01/2022	20:00	1	1	3	20	18	7	3	3	2	0	0	0	0	0	0	0	0	0	0	58	39.3	30 to 40	77.6	15	25.9
17/01/2022	21:00	0	0	1	9	18	9	4	2	0	0	0	0	0	0	0	0	0	0	0	43	40	30 to 40	83.7	15	34.9
17/01/2022	22:00	0	0	1	7	9	10	1	0	1	0	0	0	0	0	0	0	0	0	0	29	39	30 to 40	89.7	12	41.4
17/01/2022	23:00	0	0	1	6	8	7	1	1	0	0	0	0	0	0	0	0	0	0	0	24	38.6	30 to 40	87.5	9	37.5
24 Hr Summary		56	102	195	669	722	381	129	32	6	0	0	0	1	0	0	0	0	0	0	2293	37.7	30 to 40	77.3	549	23.9

Incoming Histogram

Feb 22 non flashing westfield road  
after the BC changes

from Fri-Jan-14-2022-12-00-PM to Mon-Feb-14-2022-11-59-AM

Date	Starting Hr:min	<15	15 to <20	20 to <25	25 to <30	30 to <35	35 to <40	40 to <45	45 to <50	50 to <55	55 to <60	60 to <65	65 to <70	70 to <75	75 to <80	80 to <85	85 to <90	90 to <95	95 to <100	100 to >105	Total Counts	85pct Speed	10MPH Pace	% in pace	# of Speeders	% Speeders	
18/01/2022	00:00	0	0	0	4	4	1	1	0	0	0	0	0	0	0	0	0	0	0	0	0	10	35	30 to 40	90.0	2	20.0
18/01/2022	01:00	0	0	1	1	0	0	0	0	1	0	0	0	0	0	0	0	0	0	0	0	3	55	20 to 30	66.7	1	33.3
18/01/2022	02:00	0	1	0	1	0	0	0	0	0	0	0	0	0	0	0	0	0	0	0	0	2	30	20 to 30	100.0	*	*
18/01/2022	03:00	0	0	0	0	1	0	0	0	0	0	0	0	0	0	0	0	0	0	0	0	1	35	25 to 35	100.0	*	*
18/01/2022	04:00	0	2	1	1	0	1	3	0	0	0	0	0	0	0	0	0	0	0	0	0	8	43.3	20 to 30	50.0	4	50.0
18/01/2022	05:00	3	3	5	3	6	3	3	2	0	0	0	0	0	0	0	0	0	0	0	0	28	41.7	25 to 35	50.0	8	28.6
18/01/2022	06:00	1	4	5	9	8	3	4	1	0	0	0	0	0	0	0	0	0	0	0	0	35	40	25 to 35	62.9	8	22.9
18/01/2022	07:00	4	13	20	50	41	17	8	3	1	0	0	0	0	0	0	0	0	0	0	0	157	36.5	25 to 35	70.7	29	18.5
18/01/2022	08:00	5	22	16	47	59	44	18	1	0	0	0	0	0	0	0	0	0	0	0	0	212	38.5	30 to 40	70.8	63	29.7
18/01/2022	09:00	1	12	11	24	31	22	8	3	0	0	0	0	0	0	0	0	0	0	0	0	112	38.6	30 to 40	68.8	33	29.5
18/01/2022	10:00	4	10	11	23	30	22	11	2	1	0	0	0	0	0	0	0	0	0	0	0	114	39.3	30 to 40	65.8	36	31.6
18/01/2022	11:00	3	5	7	30	34	20	5	5	0	0	0	0	0	0	0	0	0	0	0	0	109	38.5	30 to 40	77.1	30	27.5
18/01/2022	12:00	2	4	12	41	46	24	8	0	0	0	0	0	0	0	0	0	0	0	0	0	137	37.3	30 to 40	81.0	32	23.4
18/01/2022	13:00	2	10	16	53	47	36	4	1	0	0	0	0	0	0	0	0	0	0	0	0	169	37.2	30 to 40	80.5	41	24.3
18/01/2022	14:00	7	11	16	23	47	17	13	6	0	0	0	0	0	0	0	0	0	0	0	0	140	39.4	30 to 40	62.1	36	25.7
18/01/2022	15:00	0	8	17	56	48	26	12	2	0	0	0	0	0	0	0	0	0	0	0	0	169	37.9	30 to 40	76.9	40	23.7
18/01/2022	16:00	2	6	13	61	84	32	13	4	0	0	0	0	0	0	0	0	0	0	0	0	215	37.7	30 to 40	82.3	49	22.8
18/01/2022	17:00	1	4	11	109	66	31	7	0	0	0	0	0	0	0	0	0	0	0	0	0	229	35.6	30 to 40	90.0	38	16.6
18/01/2022	18:00	4	2	6	58	67	27	10	0	0	0	0	0	0	0	0	0	0	0	0	0	174	37	30 to 40	87.4	37	21.3
18/01/2022	19:00	0	3	7	25	41	21	4	0	1	0	0	0	0	0	0	0	0	0	0	0	102	37.6	30 to 40	85.3	26	25.5
18/01/2022	20:00	0	0	5	27	24	11	6	2	1	0	0	0	0	0	0	0	0	0	0	0	76	39.1	30 to 40	81.6	20	26.3
18/01/2022	21:00	0	0	3	10	11	10	6	1	0	1	0	0	0	0	0	0	0	0	0	0	42	41.7	30 to 40	73.8	18	42.9
18/01/2022	22:00	0	3	5	9	11	6	4	2	0	0	0	0	0	0	0	0	0	0	0	0	40	40	30 to 40	65.0	12	30.0
18/01/2022	23:00	0	0	0	5	8	3	3	1	0	0	0	0	0	0	0	0	0	0	0	0	20	41.7	30 to 40	80.0	7	35.0
24 Hr Summary		39	123	188	670	714	377	151	36	5	1	0	0	0	0	0	0	0	0	0	2304	38	30 to 40	76.4	570	24.7	

Incoming Histogram

Feb 22 non flashing westfield road  
after the BC changes

from Fri-Jan-14-2022-12-00-PM to Mon-Feb-14-2022-11-59-AM

Date	Starting Hr:min	<15	15 to <20	20 to <25	25 to <30	30 to <35	35 to <40	40 to <45	45 to <50	50 to <55	55 to <60	60 to <65	65 to <70	70 to <75	75 to <80	80 to <85	85 to <90	90 to <95	95 to <100	100 to >105	Total Counts	85pct Speed	10MPH Pace	% in pace	# of Speeders	% Speeders
19/01/2022	00:00	0	0	0	1	3	0	0	0	0	0	0	0	0	0	0	0	0	0	0	4	33.3	25 to 35	100.0	*	*
19/01/2022	01:00	1	1	0	1	0	1	0	0	0	0	0	0	0	0	0	0	0	0	0	4	30	10 to 20	50.0	1	25.0
19/01/2022	02:00	0	0	0	0	1	0	0	0	0	0	0	0	0	0	0	0	0	0	0	1	35	25 to 35	100.0	*	*
19/01/2022	03:00	0	0	0	0	0	0	0	1	0	0	0	0	0	0	0	0	0	0	0	1	50	40 to 50	100.0	1	100.0
19/01/2022	04:00	0	2	2	0	1	2	1	0	0	0	0	0	0	0	0	0	0	0	0	8	40	15 to 25	50.0	3	37.5
19/01/2022	05:00	1	6	7	4	7	1	1	0	0	0	0	0	0	0	0	0	0	0	0	27	33.6	25 to 35	66.7	2	7.4
19/01/2022	06:00	1	6	3	6	9	3	6	2	0	0	0	0	0	0	0	0	0	0	0	36	42.5	25 to 35	50.0	11	30.6
19/01/2022	07:00	2	15	16	56	42	18	8	3	0	0	0	0	0	0	0	0	0	0	0	160	36.4	30 to 40	72.5	29	18.1
19/01/2022	08:00	5	18	27	49	49	29	12	1	2	0	0	0	0	0	0	0	0	0	0	192	37.6	30 to 40	66.1	44	22.9
19/01/2022	09:00	3	17	13	34	30	19	14	1	1	0	0	0	0	0	0	0	0	0	0	132	38.9	30 to 40	62.9	35	26.5
19/01/2022	10:00	4	12	16	37	30	19	5	1	0	0	0	0	0	0	0	0	0	0	0	124	36.6	30 to 40	69.4	25	20.2
19/01/2022	11:00	8	4	19	33	38	15	12	1	0	0	0	0	0	0	0	0	0	0	0	130	37.7	25 to 35	69.2	28	21.5
19/01/2022	12:00	4	9	8	59	46	22	5	0	1	0	0	0	0	0	0	0	0	0	0	154	36.1	30 to 40	82.5	28	18.2
19/01/2022	13:00	3	6	9	40	32	26	5	0	1	0	0	0	0	0	0	0	0	0	0	122	37.7	30 to 40	80.3	32	26.2
19/01/2022	14:00	1	8	19	34	48	20	9	0	0	0	0	0	0	0	0	0	0	0	0	139	37	30 to 40	73.4	29	20.9
19/01/2022	15:00	4	3	14	57	68	32	13	3	2	0	0	0	0	0	0	0	0	0	0	196	38.3	30 to 40	80.1	50	25.5
19/01/2022	16:00	4	6	11	60	64	44	13	6	0	1	0	0	0	0	0	0	0	0	0	209	38.8	30 to 40	80.4	64	30.6
19/01/2022	17:00	2	3	15	91	68	44	6	1	0	0	0	0	0	0	0	0	0	0	0	230	36.9	30 to 40	88.3	51	22.2
19/01/2022	18:00	2	6	15	47	65	33	16	3	1	0	1	0	0	0	0	0	0	0	0	189	38.9	30 to 40	76.7	54	28.6
19/01/2022	19:00	3	0	6	41	30	20	13	2	0	0	0	0	0	0	0	0	0	0	0	115	39.5	30 to 40	79.1	35	30.4
19/01/2022	20:00	0	0	1	27	16	6	6	3	0	0	0	0	0	0	0	0	0	0	0	59	40	30 to 40	83.1	15	25.4
19/01/2022	21:00	1	0	3	17	15	14	4	4	2	0	0	0	0	0	0	0	0	0	0	60	41.2	30 to 40	76.7	24	40.0
19/01/2022	22:00	0	0	1	17	11	10	1	2	1	0	0	0	0	0	0	0	0	0	0	43	39	30 to 40	88.4	14	32.6
19/01/2022	23:00	0	0	2	2	11	6	2	1	0	0	2	0	0	0	0	0	0	0	0	26	42.5	30 to 40	73.1	11	42.3
24 Hr Summary		49	122	207	713	684	384	152	35	11	1	3	0	0	0	0	0	0	0	0	2361	38	30 to 40	75.4	586	24.8

Incoming Histogram

Feb 22 non flashing westfield road  
after the BC changes

from Fri-Jan-14-2022-12-00-PM to Mon-Feb-14-2022-11-59-AM

Date	Starting Hr:min	<15	15 to <20	20 to <25	25 to <30	30 to <35	35 to <40	40 to <45	45 to <50	50 to <55	55 to <60	60 to <65	65 to <70	70 to <75	75 to <80	80 to <85	85 to <90	90 to <95	95 to <100	100 to >105	Total Counts	85pct Speed	10MPH Pace	% in pace	# of Speeders	% Speeders
20/01/2022	00:00	0	0	0	3	0	2	2	0	0	0	0	0	0	0	0	0	0	0	0	7	42.5	30 to 40	71.4	4	57.1
20/01/2022	01:00	0	0	0	0	1	0	0	0	0	0	0	0	0	0	0	0	0	0	0	1	35	25 to 35	100.0	*	*
20/01/2022	02:00	0	0	0	1	0	2	0	0	0	0	0	0	0	0	0	0	0	0	0	3	40	30 to 40	100.0	2	66.7
20/01/2022	03:00	0	1	0	2	1	0	0	0	0	0	0	0	0	0	0	0	0	0	0	4	30	20 to 30	75.0	*	*
20/01/2022	04:00	0	2	0	1	3	0	2	1	0	0	0	0	0	0	0	0	0	0	0	9	45	35 to 45	55.6	3	33.3
20/01/2022	05:00	1	5	5	4	4	1	3	1	0	0	0	0	0	0	0	0	0	0	0	24	40	20 to 30	58.3	5	20.8
20/01/2022	06:00	0	4	6	5	13	5	2	0	1	0	0	0	0	0	0	0	0	0	0	36	38	25 to 35	66.7	8	22.2
20/01/2022	07:00	5	8	14	36	38	23	6	1	0	0	0	0	0	0	0	0	0	0	0	131	37.2	30 to 40	74.0	30	22.9
20/01/2022	08:00	7	19	35	46	53	36	12	0	0	0	0	0	0	0	0	0	0	0	0	208	37.4	30 to 40	64.9	48	23.1
20/01/2022	09:00	2	11	18	23	25	19	7	2	0	1	0	0	0	0	0	0	0	0	0	108	38.4	30 to 40	62.0	29	26.9
20/01/2022	10:00	7	7	8	21	33	22	7	1	1	0	0	0	0	0	0	0	0	0	0	107	38.4	30 to 40	71.0	31	29.0
20/01/2022	11:00	4	5	9	23	39	10	11	2	1	0	0	0	0	0	0	0	0	0	0	104	39	30 to 40	69.2	24	23.1
20/01/2022	12:00	7	7	15	33	47	18	8	2	0	0	0	0	0	0	0	0	0	0	0	137	36.9	30 to 40	71.5	28	20.4
20/01/2022	13:00	0	7	12	38	43	20	13	1	0	0	0	0	0	0	0	0	0	0	0	134	38.5	30 to 40	75.4	34	25.4
20/01/2022	14:00	5	3	11	32	50	21	11	3	0	0	0	0	0	0	0	0	0	0	0	136	38.6	30 to 40	75.7	35	25.7
20/01/2022	15:00	5	5	16	64	54	25	10	2	0	0	0	0	0	0	0	0	0	0	0	181	37	30 to 40	79.0	37	20.4
20/01/2022	16:00	2	6	17	48	61	36	9	1	0	0	0	0	0	0	0	0	0	0	0	180	37.6	30 to 40	80.6	46	25.6
20/01/2022	17:00	2	3	11	110	66	36	7	1	0	0	0	0	0	0	0	0	0	0	0	236	36.2	30 to 40	89.8	44	18.6
20/01/2022	18:00	1	4	13	66	56	25	10	4	0	0	0	0	0	0	0	0	0	0	0	179	37.4	30 to 40	82.1	39	21.8
20/01/2022	19:00	0	1	5	29	36	21	8	1	0	0	0	0	0	0	0	0	0	0	0	101	38.6	30 to 40	85.1	30	29.7
20/01/2022	20:00	0	0	2	20	23	16	5	1	0	0	0	0	0	0	0	0	0	0	0	67	38.8	30 to 40	88.1	22	32.8
20/01/2022	21:00	0	0	1	17	22	14	3	4	2	0	0	0	0	0	0	0	0	0	0	63	40	30 to 40	84.1	23	36.5
20/01/2022	22:00	1	0	1	12	20	9	6	3	0	0	0	0	0	0	0	0	0	0	0	52	40.8	30 to 40	78.8	18	34.6
20/01/2022	23:00	0	1	2	7	6	2	1	2	0	0	0	0	0	0	0	0	0	0	0	21	40	25 to 35	71.4	5	23.8
24 Hr Summary		49	99	201	641	694	363	143	33	5	1	0	0	0	0	0	0	0	0	0	2229	37.9	30 to 40	76.2	545	24.5

Incoming Histogram

Feb 22 non flashing westfield road  
after the BC changes

from Fri-Jan-14-2022-12-00-PM to Mon-Feb-14-2022-11-59-AM

Date	Starting Hr:min	<15	15 to <20	20 to <25	25 to <30	30 to <35	35 to <40	40 to <45	45 to <50	50 to <55	55 to <60	60 to <65	65 to <70	70 to <75	75 to <80	80 to <85	85 to <90	90 to <95	95 to <100	100 to >105	Total Counts	85pct Speed	10MPH Pace	% in pace	# of Speeders	% Speeders	
21/01/2022	00:00	0	0	0	3	3	5	3	2	0	0	0	0	0	0	0	0	0	0	0	0	16	45	30 to 40	68.8	10	62.5
21/01/2022	01:00	0	0	0	0	0	1	1	0	0	0	0	0	0	0	0	0	0	0	0	0	2	45	35 to 45	100.0	2	100.0
21/01/2022	02:00	1	0	1	1	2	0	0	0	0	0	0	0	0	0	0	0	0	0	0	0	5	32.5	25 to 35	80.0	*	*
21/01/2022	03:00	0	0	1	0	0	1	0	0	0	0	0	0	0	0	0	0	0	0	0	0	2	40	15 to 25	50.0	1	50.0
21/01/2022	04:00	0	0	0	2	1	0	3	0	0	0	0	0	0	0	0	0	0	0	0	0	6	43.3	35 to 45	66.7	3	50.0
21/01/2022	05:00	1	2	1	4	6	0	1	0	0	0	0	0	0	0	0	0	0	0	0	0	15	34.2	25 to 35	73.3	1	6.7
21/01/2022	06:00	0	2	8	3	4	5	1	4	0	0	0	0	0	0	0	0	0	0	0	0	27	45	25 to 35	55.6	10	37.0
21/01/2022	07:00	3	6	18	37	43	17	7	1	0	0	0	0	0	0	0	0	0	0	0	0	132	36.5	25 to 35	74.2	25	18.9
21/01/2022	08:00	1	19	18	36	58	30	13	2	0	0	0	0	0	0	0	0	0	0	0	0	177	38	30 to 40	70.1	45	25.4
21/01/2022	09:00	6	7	14	24	34	23	6	0	0	0	0	0	0	0	0	0	0	0	0	0	114	37.6	30 to 40	71.1	29	25.4
21/01/2022	10:00	2	11	11	31	24	21	9	5	0	2	0	0	0	0	0	0	0	0	0	0	116	39.8	30 to 40	65.5	37	31.9
21/01/2022	11:00	2	5	11	46	53	23	6	0	0	0	0	0	0	0	0	0	0	0	0	0	146	36.5	30 to 40	83.6	29	19.9
21/01/2022	12:00	5	7	15	46	40	29	4	1	1	0	0	0	0	0	0	0	0	0	0	0	148	37.2	30 to 40	77.7	35	23.6
21/01/2022	13:00	4	5	12	43	53	28	6	0	0	0	0	0	0	0	0	0	0	0	0	0	151	37	30 to 40	82.1	34	22.5
21/01/2022	14:00	5	5	11	32	46	25	11	3	1	0	0	0	0	0	0	0	0	0	0	0	139	38.8	30 to 40	74.1	40	28.8
21/01/2022	15:00	7	4	10	53	72	36	14	4	2	0	0	0	0	0	0	0	0	0	0	0	202	38.6	30 to 40	79.7	56	27.7
21/01/2022	16:00	1	5	11	51	76	44	12	2	0	0	0	0	0	0	0	0	0	0	0	0	202	38.2	30 to 40	84.7	58	28.7
21/01/2022	17:00	3	5	14	91	65	29	6	2	0	2	0	0	0	0	0	0	0	0	0	0	217	36	30 to 40	85.3	39	18.0
21/01/2022	18:00	2	4	9	62	47	37	8	4	1	0	0	0	0	0	0	0	0	0	0	0	174	38.2	30 to 40	83.9	50	28.7
21/01/2022	19:00	1	0	5	45	33	22	9	0	2	0	0	0	0	0	0	0	0	0	0	0	117	38.4	30 to 40	85.5	33	28.2
21/01/2022	20:00	0	1	4	25	18	10	9	2	2	1	0	0	0	0	0	0	0	0	0	0	72	41.7	30 to 40	73.6	24	33.3
21/01/2022	21:00	0	0	4	4	13	11	2	2	0	0	0	0	0	0	0	0	0	0	0	0	36	39.5	30 to 40	77.8	15	41.7
21/01/2022	22:00	0	0	1	10	17	12	6	2	2	0	0	0	0	0	0	0	0	0	0	0	50	41.7	30 to 40	78.0	22	44.0
21/01/2022	23:00	1	0	3	6	18	10	4	1	2	0	0	0	0	0	0	0	0	0	0	0	45	40	30 to 40	75.6	17	37.8
24 Hr Summary		45	88	182	655	726	419	141	37	13	5	0	0	0	0	0	0	0	0	0	2311	38.2	30 to 40	77.9	615	26.6	



Incoming Histogram

Feb 22 non flashing westfield road  
after the BC changes

from Fri-Jan-14-2022-12-00-PM to Mon-Feb-14-2022-11-59-AM

Date	Starting Hr:min	<15	15 to <20	20 to <25	25 to <30	30 to <35	35 to <40	40 to <45	45 to <50	50 to <55	55 to <60	60 to <65	65 to <70	70 to <75	75 to <80	80 to <85	85 to <90	90 to <95	95 to <100	100 to >105	Total Counts	85pct Speed	10MPH Pace	% in pace	# of Speeders	% Speeders
22/01/2022	00:00	0	0	0	3	3	3	5	1	0	0	0	0	0	0	0	0	0	0	0	15	44	35 to 45	73.3	9	60.0
22/01/2022	01:00	0	0	1	2	4	5	0	0	0	0	0	1	0	0	0	0	0	0	0	13	39	30 to 40	84.6	6	46.2
22/01/2022	02:00	0	0	0	0	1	0	2	1	0	0	0	0	0	0	0	0	0	0	0	4	45	35 to 45	75.0	3	75.0
22/01/2022	03:00	0	0	1	0	3	0	1	0	0	0	0	0	0	0	0	0	0	0	0	5	35	25 to 35	80.0	1	20.0
22/01/2022	04:00	0	0	0	0	3	1	1	0	0	0	0	0	0	0	0	0	0	0	0	5	40	35 to 45	100.0	2	40.0
22/01/2022	05:00	0	0	0	3	2	1	2	1	0	0	0	0	0	0	0	0	0	0	0	9	45	30 to 40	66.7	4	44.4
22/01/2022	06:00	0	2	0	1	2	0	1	0	0	1	0	0	0	0	0	0	0	0	0	7	45	20 to 30	42.9	2	28.6
22/01/2022	07:00	0	2	2	6	4	3	2	0	1	0	0	0	0	0	0	0	0	0	0	20	40	30 to 40	65.0	6	30.0
22/01/2022	08:00	0	1	6	12	17	8	8	1	0	0	0	0	0	0	0	0	0	0	0	53	40.6	30 to 40	69.8	17	32.1
22/01/2022	09:00	1	1	8	21	26	10	7	2	0	0	0	0	0	0	0	0	0	0	0	76	39	30 to 40	75.0	19	25.0
22/01/2022	10:00	2	7	14	33	38	20	14	2	0	0	0	0	0	0	0	0	0	0	0	130	39	30 to 40	70.0	36	27.7
22/01/2022	11:00	2	4	7	33	50	24	14	5	0	0	0	0	0	0	0	0	0	0	0	139	39.6	30 to 40	77.0	43	30.9
22/01/2022	12:00	2	10	17	36	54	22	15	3	1	0	0	0	0	0	0	0	0	0	0	160	38.9	30 to 40	70.0	41	25.6
22/01/2022	13:00	0	6	17	36	63	33	14	1	1	0	0	0	0	0	0	0	0	0	0	171	38.5	30 to 40	77.2	49	28.7
22/01/2022	14:00	5	3	9	49	46	36	10	3	0	0	0	0	0	0	0	0	0	0	0	161	38.5	30 to 40	81.4	49	30.4
22/01/2022	15:00	2	1	4	38	56	31	14	3	0	0	0	0	0	0	0	0	0	0	0	149	39.2	30 to 40	83.9	48	32.2
22/01/2022	16:00	1	3	6	38	56	27	12	3	0	0	0	0	0	0	0	0	0	0	0	146	38.7	30 to 40	82.9	42	28.8
22/01/2022	17:00	0	0	8	51	35	32	11	5	1	1	0	0	0	0	0	0	0	0	0	144	39.4	30 to 40	81.9	50	34.7
22/01/2022	18:00	0	1	6	40	35	30	14	4	1	0	0	0	0	0	0	0	0	0	0	131	39.8	30 to 40	80.2	49	37.4
22/01/2022	19:00	0	0	2	14	33	18	13	5	0	0	0	0	0	0	0	0	0	0	0	85	41.9	30 to 40	76.5	36	42.4
22/01/2022	20:00	1	1	0	19	17	15	4	3	0	1	0	1	0	0	0	0	0	0	0	62	40	30 to 40	82.3	24	38.7
22/01/2022	21:00	0	2	2	10	14	5	3	2	2	0	0	0	0	0	0	0	0	0	0	40	41.7	30 to 40	72.5	12	30.0
22/01/2022	22:00	0	1	3	13	14	10	4	4	0	0	0	1	0	0	0	0	0	0	0	50	41.2	30 to 40	74.0	19	38.0
22/01/2022	23:00	0	0	6	13	9	3	5	4	0	0	0	1	0	0	0	0	0	0	0	41	44	25 to 35	68.3	13	31.7
24 Hr Summary		16	45	119	471	585	337	176	53	7	3	0	4	0	0	0	0	0	0	0	1816	39.6	30 to 40	76.7	580	31.9

Incoming Histogram

Feb 22 non flashing westfield road  
after the BC changes

from Fri-Jan-14-2022-12-00-PM to Mon-Feb-14-2022-11-59-AM

Date	Starting Hr:min	<15	15 to <20	20 to <25	25 to <30	30 to <35	35 to <40	40 to <45	45 to <50	50 to <55	55 to <60	60 to <65	65 to <70	70 to <75	75 to <80	80 to <85	85 to <90	90 to <95	95 to <100	100 to >105	Total Counts	85pct Speed	10MPH Pace	% in pace	# of Speeders	% Speeders
23/01/2022	00:00	0	0	0	5	6	3	3	0	1	0	0	0	0	0	0	0	0	0	0	18	41.7	30 to 40	77.8	7	38.9
23/01/2022	01:00	0	0	2	4	3	3	1	1	0	0	0	0	0	0	0	0	0	0	0	14	40	30 to 40	71.4	5	35.7
23/01/2022	02:00	0	0	0	0	0	1	0	1	0	0	0	0	0	0	0	0	0	0	0	2	50	40 to 50	100.0	2	100.0
23/01/2022	03:00	0	0	1	0	2	0	0	0	0	0	0	0	0	0	0	0	0	0	0	3	35	25 to 35	100.0	*	*
23/01/2022	04:00	0	1	0	0	0	1	0	0	0	1	1	0	0	0	0	0	0	0	0	4	60	55 to 65	50.0	3	75.0
23/01/2022	05:00	0	0	0	1	0	0	0	0	0	0	0	0	0	0	0	0	0	0	0	1	30	20 to 30	100.0	*	*
23/01/2022	06:00	0	0	0	0	1	0	1	0	0	0	0	0	0	0	0	0	0	0	0	2	45	35 to 45	100.0	1	50.0
23/01/2022	07:00	0	1	0	0	3	2	1	1	0	0	0	0	0	0	0	0	0	0	0	8	45	35 to 45	75.0	4	50.0
23/01/2022	08:00	0	4	2	4	9	7	1	0	1	0	0	0	0	0	0	0	0	0	0	28	38.6	30 to 40	71.4	9	32.1
23/01/2022	09:00	2	2	3	16	18	9	4	2	0	0	0	0	0	0	0	0	0	0	0	56	38.9	30 to 40	76.8	15	26.8
23/01/2022	10:00	0	5	3	22	30	21	7	1	1	0	0	0	0	0	0	0	0	0	0	90	38.8	30 to 40	81.1	30	33.3
23/01/2022	11:00	1	5	9	35	58	28	14	1	0	1	0	0	0	0	0	0	0	0	0	152	38.8	30 to 40	79.6	44	28.9
23/01/2022	12:00	0	3	10	29	57	20	14	1	0	0	0	0	0	0	0	0	0	0	0	134	38.8	30 to 40	79.1	35	26.1
23/01/2022	13:00	0	4	6	47	55	32	15	4	0	0	0	0	0	0	0	0	0	0	0	163	39.2	30 to 40	82.2	51	31.3
23/01/2022	14:00	1	0	2	31	48	28	11	2	1	0	0	0	0	0	0	0	0	0	0	124	39.1	30 to 40	86.3	42	33.9
23/01/2022	15:00	0	1	9	41	53	23	4	2	0	0	0	0	0	0	0	0	0	0	0	133	37	30 to 40	88.0	29	21.8
23/01/2022	16:00	2	0	5	31	42	33	12	2	1	0	0	0	0	0	0	0	0	0	0	128	39.4	30 to 40	82.8	48	37.5
23/01/2022	17:00	0	1	1	24	35	16	6	2	0	0	0	0	0	0	0	0	0	0	0	85	38.4	30 to 40	88.2	24	28.2
23/01/2022	18:00	0	0	4	22	16	21	3	4	2	1	0	0	0	0	0	0	0	0	0	73	39.8	30 to 40	80.8	31	42.5
23/01/2022	19:00	1	2	6	15	21	11	10	1	1	0	0	0	0	0	0	0	0	0	0	68	41	30 to 40	69.1	23	33.8
23/01/2022	20:00	0	1	2	5	13	14	4	3	0	1	0	0	0	0	0	0	0	0	0	43	42.5	30 to 40	74.4	22	51.2
23/01/2022	21:00	0	0	1	8	3	5	5	4	0	0	0	0	0	0	0	0	0	0	0	26	45	30 to 40	61.5	14	53.8
23/01/2022	22:00	0	0	0	2	3	5	3	2	0	0	0	1	0	0	0	0	0	0	0	16	47.5	35 to 45	68.8	11	68.8
23/01/2022	23:00	0	0	1	5	2	1	1	0	0	0	0	0	0	0	0	0	0	0	0	10	35	25 to 35	80.0	2	20.0
24 Hr Summary		7	30	67	347	478	284	120	34	8	4	1	1	0	0	0	0	0	0	0	1381	39.3	30 to 40	80.3	452	32.7

Incoming Histogram

Feb 22 non flashing westfield road  
after the BC changes

from Fri-Jan-14-2022-12-00-PM to Mon-Feb-14-2022-11-59-AM

Date	Starting Hr:min	<15	15 to <20	20 to <25	25 to <30	30 to <35	35 to <40	40 to <45	45 to <50	50 to <55	55 to <60	60 to <65	65 to <70	70 to <75	75 to <80	80 to <85	85 to <90	90 to <95	95 to <100	100 to >105	Total Counts	85pct Speed	10MPH Pace	% in pace	# of Speeders	% Speeders	
24/01/2022	00:00	0	0	0	0	3	0	0	1	0	0	0	0	0	0	0	0	0	0	0	0	4	35	25 to 35	75.0	1	25.0
24/01/2022	01:00	0	0	0	0	0	0	0	1	0	0	0	0	0	0	0	0	0	0	0	0	1	50	40 to 50	100.0	1	100.0
24/01/2022	02:00	0	0	0	0	0	0	1	0	0	0	0	0	0	0	0	0	0	0	0	0	1	45	35 to 45	100.0	1	100.0
24/01/2022	03:00	0	0	1	0	0	0	0	0	0	0	0	0	0	0	0	0	0	0	0	0	1	25	15 to 25	100.0	*	*
24/01/2022	04:00	0	2	2	2	4	1	2	0	0	0	0	0	0	0	0	0	0	0	0	0	13	40	25 to 35	61.5	3	23.1
24/01/2022	05:00	4	6	3	1	8	2	2	0	0	0	1	0	0	0	0	0	0	0	0	0	27	37.5	25 to 35	44.4	5	18.5
24/01/2022	06:00	1	2	9	4	11	5	3	2	0	0	0	0	0	0	0	0	0	0	0	0	37	39	25 to 35	64.9	10	27.0
24/01/2022	07:00	5	14	19	44	43	23	6	2	0	0	0	0	0	0	0	0	0	0	0	0	156	36.7	30 to 40	70.5	31	19.9
24/01/2022	08:00	9	15	28	61	62	30	10	3	0	0	0	0	0	0	0	0	0	0	0	0	218	36.7	30 to 40	70.2	43	19.7
24/01/2022	09:00	3	13	13	31	35	19	5	1	0	0	1	0	0	0	0	0	0	0	0	0	121	37.1	30 to 40	70.2	26	21.5
24/01/2022	10:00	5	13	17	26	25	12	5	4	0	1	0	0	0	0	0	0	0	0	0	0	108	37.5	25 to 35	63.0	22	20.4
24/01/2022	11:00	1	10	9	20	37	12	10	1	2	0	0	0	0	0	0	0	0	0	0	0	102	39.2	30 to 40	67.6	25	24.5
24/01/2022	12:00	0	5	14	33	37	30	10	1	0	0	0	0	0	0	0	0	0	0	0	0	130	38.5	30 to 40	76.9	41	31.5
24/01/2022	13:00	3	5	14	34	36	19	5	1	0	0	0	0	0	0	0	0	0	0	0	0	117	36.8	30 to 40	76.1	25	21.4
24/01/2022	14:00	4	4	12	32	37	31	11	3	0	0	0	0	0	0	0	0	0	0	0	0	134	39	30 to 40	74.6	45	33.6
24/01/2022	15:00	1	4	12	48	56	36	11	1	0	1	0	0	0	0	0	0	0	0	0	0	170	38.2	30 to 40	82.4	49	28.8
24/01/2022	16:00	8	2	18	53	81	39	12	1	0	0	0	0	0	0	0	0	0	0	0	0	214	37.6	30 to 40	80.8	52	24.3
24/01/2022	17:00	5	7	14	88	77	21	12	3	0	0	0	0	0	0	0	0	0	0	0	0	227	35.5	30 to 40	81.9	36	15.9
24/01/2022	18:00	3	3	19	76	46	28	18	2	1	0	0	0	0	0	0	0	0	0	0	0	196	38.6	30 to 40	76.5	49	25.0
24/01/2022	19:00	1	0	6	31	31	18	6	1	0	0	0	0	0	0	0	0	0	0	0	0	94	38.1	30 to 40	85.1	25	26.6
24/01/2022	20:00	1	0	2	13	25	11	5	4	2	0	0	0	0	0	0	0	0	0	0	0	63	42	30 to 40	77.8	22	34.9
24/01/2022	21:00	0	0	1	12	12	10	2	0	1	2	0	0	0	0	0	0	0	0	0	0	40	39.5	30 to 40	85.0	15	37.5
24/01/2022	22:00	0	1	0	5	7	6	0	0	0	0	0	0	0	0	0	0	0	0	0	0	19	37.5	30 to 40	94.7	6	31.6
24/01/2022	23:00	0	0	1	1	8	3	2	2	0	0	0	0	0	0	0	0	0	0	0	0	17	42.5	35 to 45	76.5	7	41.2
24 Hr Summary		54	106	214	615	681	356	138	34	6	4	2	0	0	0	0	0	0	0	0	0	2210	37.9	30 to 40	74.8	540	24.4

Incoming Histogram

Feb 22 non flashing westfield road  
after the BC changes

from Fri-Jan-14-2022-12-00-PM to Mon-Feb-14-2022-11-59-AM

Date	Starting Hr:min	<15	15 to <20	20 to <25	25 to <30	30 to <35	35 to <40	40 to <45	45 to <50	50 to <55	55 to <60	60 to <65	65 to <70	70 to <75	75 to <80	80 to <85	85 to <90	90 to <95	95 to <100	100 to >105	Total Counts	85pct Speed	10MPH Pace	% in pace	# of Speeders	% Speeders	
25/01/2022	00:00	0	0	0	0	1	2	1	0	0	0	0	0	0	0	0	0	0	0	0	0	4	40	35 to 45	100.0	3	75.0
25/01/2022	01:00	0	0	0	0	1	0	0	1	0	0	0	0	0	0	0	0	0	0	0	0	2	50	25 to 35	50.0	1	50.0
25/01/2022	02:00	0	0	0	3	1	0	1	0	0	0	0	0	0	0	0	0	0	0	0	0	5	35	25 to 35	80.0	1	20.0
25/01/2022	03:00	0	1	0	1	1	0	0	0	0	0	0	0	0	0	0	0	0	0	0	0	3	35	20 to 30	66.7	*	*
25/01/2022	04:00	0	1	1	2	3	1	2	0	0	0	0	0	0	0	0	0	0	0	0	0	10	40	25 to 35	60.0	3	30.0
25/01/2022	05:00	1	6	8	2	4	8	4	0	1	0	0	0	0	0	0	0	0	0	0	0	34	40	20 to 30	47.1	13	38.2
25/01/2022	06:00	1	6	5	4	14	3	2	4	1	0	0	0	0	0	0	0	0	0	0	0	40	42.5	25 to 35	57.5	10	25.0
25/01/2022	07:00	4	9	23	58	43	23	1	3	0	0	0	0	0	0	0	0	0	0	0	0	164	35.4	25 to 35	75.6	27	16.5
25/01/2022	08:00	4	21	27	56	51	28	11	2	0	0	0	0	0	0	0	0	0	0	0	0	200	37	30 to 40	67.5	41	20.5
25/01/2022	09:00	1	9	10	20	33	26	9	3	1	1	0	0	0	0	0	0	0	0	0	0	113	39.4	30 to 40	69.9	40	35.4
25/01/2022	10:00	4	5	23	25	23	18	6	0	0	0	0	0	0	0	0	0	0	0	0	0	104	37.2	25 to 35	68.3	24	23.1
25/01/2022	11:00	3	4	4	27	41	13	7	1	0	1	0	0	0	0	0	0	0	0	0	0	101	37.7	30 to 40	80.2	22	21.8
25/01/2022	12:00	5	7	9	42	45	17	7	3	0	0	0	0	0	0	0	0	0	0	0	0	135	37.1	30 to 40	77.0	27	20.0
25/01/2022	13:00	5	9	18	49	29	14	6	2	1	0	0	0	0	0	0	0	0	0	0	0	133	36.1	25 to 35	72.2	23	17.3
25/01/2022	14:00	4	6	13	25	37	15	12	3	0	0	0	0	0	0	0	0	0	0	0	0	115	39.3	30 to 40	67.0	30	26.1
25/01/2022	15:00	2	2	9	44	58	35	13	1	1	0	0	0	0	0	0	0	0	0	0	0	165	38.6	30 to 40	83.0	50	30.3
25/01/2022	16:00	3	7	20	62	74	44	13	2	0	0	0	0	0	0	0	0	0	0	0	0	225	37.8	30 to 40	80.0	59	26.2
25/01/2022	17:00	3	8	6	78	75	39	9	3	0	0	0	0	0	0	0	0	0	0	0	0	221	37.3	30 to 40	86.9	51	23.1
25/01/2022	18:00	0	4	8	48	60	37	10	6	1	0	0	0	0	0	0	0	0	0	0	0	174	38.8	30 to 40	83.3	54	31.0
25/01/2022	19:00	1	0	9	44	33	13	9	3	0	1	0	0	0	0	0	0	0	0	0	0	113	38.5	30 to 40	79.6	26	23.0
25/01/2022	20:00	0	2	0	14	22	18	5	2	0	1	0	0	0	0	0	0	0	0	0	0	64	39.4	30 to 40	84.4	26	40.6
25/01/2022	21:00	0	0	1	9	28	12	3	1	0	0	0	0	0	0	0	0	0	0	0	0	54	38.3	30 to 40	90.7	16	29.6
25/01/2022	22:00	0	0	1	8	12	1	1	1	1	0	0	0	0	0	0	0	0	0	0	0	25	35	25 to 35	84.0	4	16.0
25/01/2022	23:00	0	0	0	3	4	3	2	1	1	0	0	0	0	0	0	0	0	0	0	0	14	45	30 to 40	71.4	7	50.0
24 Hr Summary		41	107	195	624	693	370	134	42	8	4	0	0	0	0	0	0	0	0	0	2218	38	30 to 40	76.1	558	25.2	

Incoming Histogram

Feb 22 non flashing westfield road  
after the BC changes

from Fri-Jan-14-2022-12-00-PM to Mon-Feb-14-2022-11-59-AM

Date	Starting Hr:min	<15	15 to <20	20 to <25	25 to <30	30 to <35	35 to <40	40 to <45	45 to <50	50 to <55	55 to <60	60 to <65	65 to <70	70 to <75	75 to <80	80 to <85	85 to <90	90 to <95	95 to <100	100 to >105	Total Counts	85pct Speed	10MPH Pace	% in pace	# of Speeders	% Speeders	
26/01/2022	00:00	0	0	0	3	2	3	1	0	0	0	1	0	0	0	0	0	0	0	0	0	10	40	30 to 40	80.0	5	50.0
26/01/2022	01:00	0	0	0	0	0	0	0	0	0	0	0	0	0	0	0	0	0	0	0	0	0	0	*	*	*	*
26/01/2022	02:00	0	0	0	0	0	0	0	0	0	0	0	0	0	0	0	0	0	0	0	0	0	0	*	*	*	*
26/01/2022	03:00	0	0	1	2	0	0	0	0	0	0	0	0	0	0	0	0	0	0	0	0	3	30	20 to 30	100.0	*	*
26/01/2022	04:00	0	1	2	4	2	2	0	1	0	0	0	0	0	0	0	0	0	0	0	0	12	37.5	25 to 35	66.7	3	25.0
26/01/2022	05:00	1	5	6	2	7	8	2	0	2	0	0	0	0	0	0	0	0	0	0	0	33	39.4	30 to 40	51.5	12	36.4
26/01/2022	06:00	0	2	7	8	13	4	3	3	1	0	0	0	0	0	0	0	0	0	0	0	41	41.7	25 to 35	68.3	11	26.8
26/01/2022	07:00	2	10	14	43	34	25	13	2	0	0	0	0	0	0	0	0	0	0	0	0	143	38.8	30 to 40	71.3	40	28.0
26/01/2022	08:00	6	25	29	39	59	33	13	3	0	0	0	0	0	0	0	0	0	0	0	0	207	37.7	30 to 40	63.3	49	23.7
26/01/2022	09:00	6	13	15	41	27	26	8	2	0	0	0	0	0	0	0	0	0	0	0	0	138	37.9	30 to 40	68.1	36	26.1
26/01/2022	10:00	6	10	13	25	24	22	2	1	0	0	0	0	0	0	0	0	0	0	0	0	103	37.3	30 to 40	68.9	25	24.3
26/01/2022	11:00	2	6	9	31	30	13	10	2	2	0	0	0	0	0	0	0	0	0	0	0	105	39.2	30 to 40	70.5	27	25.7
26/01/2022	12:00	4	4	10	39	38	20	6	2	0	0	0	0	0	0	0	0	0	0	0	0	123	37.5	30 to 40	78.9	28	22.8
26/01/2022	13:00	2	3	13	32	45	20	16	0	0	1	0	0	0	0	0	0	0	0	0	0	132	39.2	30 to 40	73.5	37	28.0
26/01/2022	14:00	1	9	13	36	36	25	9	2	0	0	0	0	0	0	0	0	0	0	0	0	131	38.2	30 to 40	74.0	36	27.5
26/01/2022	15:00	4	9	13	45	58	27	9	3	2	0	0	0	0	0	0	0	0	0	0	0	170	37.8	30 to 40	76.5	41	24.1
26/01/2022	16:00	6	7	9	53	70	40	16	2	0	0	0	0	0	0	0	0	0	0	0	0	203	38.5	30 to 40	80.3	58	28.6
26/01/2022	17:00	2	4	15	90	65	35	13	1	0	0	0	0	0	0	0	0	0	0	0	0	225	37.1	30 to 40	84.4	49	21.8
26/01/2022	18:00	1	3	15	69	66	27	13	0	1	1	0	0	0	0	0	0	0	0	0	0	196	37.4	30 to 40	82.7	42	21.4
26/01/2022	19:00	1	1	6	34	43	19	7	2	1	0	0	0	0	0	0	0	0	0	0	0	114	38.2	30 to 40	84.2	29	25.4
26/01/2022	20:00	5	0	3	24	25	11	9	3	0	0	0	0	0	0	0	0	0	0	0	0	80	40	30 to 40	75.0	23	28.8
26/01/2022	21:00	0	1	6	12	11	6	10	2	0	0	0	0	0	0	0	0	0	0	0	0	48	42.5	25 to 35	60.4	18	37.5
26/01/2022	22:00	0	0	2	4	6	8	4	3	0	0	0	0	0	0	0	0	0	0	0	0	27	43.8	30 to 40	66.7	15	55.6
26/01/2022	23:00	0	0	0	4	4	4	1	2	0	1	0	0	0	0	0	0	0	0	0	0	16	47.5	30 to 40	75.0	8	50.0
24 Hr Summary		49	113	201	640	665	378	165	36	9	3	1	0	0	0	0	0	0	0	0	0	2260	38.3	30 to 40	74.5	592	26.2

Incoming Histogram

Feb 22 non flashing westfield road  
after the BC changes

from Fri-Jan-14-2022-12-00-PM to Mon-Feb-14-2022-11-59-AM

Date	Starting Hr:min	<15	15 to <20	20 to <25	25 to <30	30 to <35	35 to <40	40 to <45	45 to <50	50 to <55	55 to <60	60 to <65	65 to <70	70 to <75	75 to <80	80 to <85	85 to <90	90 to <95	95 to <100	100 to >105	Total Counts	85pct Speed	10MPH Pace	% in pace	# of Speeders	% Speeders
27/01/2022	00:00	0	0	1	3	1	3	2	0	0	0	0	0	0	0	0	0	0	0	0	10	40	30 to 40	70.0	5	50.0
27/01/2022	01:00	0	1	0	0	1	0	0	0	0	0	0	0	0	0	0	0	0	0	0	2	35	10 to 20	50.0	*	*
27/01/2022	02:00	1	0	0	0	0	0	0	0	0	0	0	0	0	0	0	0	0	0	0	1	15	5 to 15	100.0	*	*
27/01/2022	03:00	0	0	0	2	1	0	0	0	0	0	0	0	0	0	0	0	0	0	0	3	35	25 to 35	100.0	*	*
27/01/2022	04:00	1	3	1	0	4	0	1	1	0	0	0	0	0	0	0	0	0	0	0	11	35	15 to 25	45.5	2	18.2
27/01/2022	05:00	0	9	3	5	7	7	4	1	0	0	0	0	0	0	0	0	0	0	0	36	40	30 to 40	52.8	12	33.3
27/01/2022	06:00	0	5	5	9	12	8	5	2	0	1	0	0	0	0	0	0	0	0	0	47	41	30 to 40	61.7	16	34.0
27/01/2022	07:00	3	12	9	38	43	15	10	2	0	0	0	0	0	0	0	0	0	0	0	132	37.3	30 to 40	72.7	27	20.5
27/01/2022	08:00	6	25	28	52	53	20	9	1	0	0	0	0	0	0	0	0	0	0	0	194	35.2	25 to 35	68.6	30	15.5
27/01/2022	09:00	5	14	11	25	50	21	7	1	0	0	0	0	0	0	0	0	0	0	0	134	37.1	30 to 40	71.6	29	21.6
27/01/2022	10:00	5	9	15	24	28	14	4	1	0	0	0	0	0	0	0	0	0	0	0	100	36.4	25 to 35	67.0	19	19.0
27/01/2022	11:00	4	10	9	32	33	19	14	1	2	0	0	0	0	0	0	0	0	0	0	124	39.5	30 to 40	67.7	36	29.0
27/01/2022	12:00	9	7	16	35	42	16	10	1	0	0	0	0	0	0	0	0	0	0	0	136	37.2	25 to 35	68.4	27	19.9
27/01/2022	13:00	5	6	7	26	42	20	10	4	0	0	0	0	0	0	0	0	0	0	0	120	39	30 to 40	73.3	34	28.3
27/01/2022	14:00	6	5	10	18	48	22	20	5	0	1	0	0	0	0	0	0	0	0	0	135	41.5	35 to 45	66.7	48	35.6
27/01/2022	15:00	2	7	13	51	61	29	13	2	0	0	0	0	0	0	0	0	0	0	0	178	37.9	30 to 40	79.2	44	24.7
27/01/2022	16:00	8	4	9	58	65	32	15	4	0	0	0	0	0	0	0	0	0	0	0	195	38.4	30 to 40	79.5	51	26.2
27/01/2022	17:00	4	4	15	99	75	35	8	2	0	0	0	0	0	0	0	0	0	0	0	242	36.3	30 to 40	86.4	45	18.6
27/01/2022	18:00	3	2	9	54	60	30	8	6	0	0	0	0	0	0	0	0	0	0	0	172	38	30 to 40	83.7	44	25.6
27/01/2022	19:00	0	0	3	30	33	21	12	2	0	0	0	0	0	0	0	0	0	0	0	101	39.8	30 to 40	83.2	35	34.7
27/01/2022	20:00	3	0	4	22	16	19	6	3	2	1	0	0	0	0	0	0	0	0	0	76	40.8	30 to 40	75.0	31	40.8
27/01/2022	21:00	0	0	0	20	23	10	4	5	0	0	0	0	0	0	0	0	0	0	0	62	40	30 to 40	85.5	19	30.6
27/01/2022	22:00	0	0	2	10	12	8	4	2	1	0	1	0	0	0	0	0	0	0	0	40	42.5	30 to 40	75.0	16	40.0
27/01/2022	23:00	0	0	0	5	8	1	4	6	1	0	0	0	0	0	0	0	0	0	0	25	47.5	30 to 40	56.0	12	48.0
24 Hr Summary		65	123	170	618	718	350	170	52	6	3	1	0	0	0	0	0	0	0	0	2276	38.4	30 to 40	74.1	582	25.6

Incoming Histogram

Feb 22 non flashing westfield road  
after the BC changes

from Fri-Jan-14-2022-12-00-PM to Mon-Feb-14-2022-11-59-AM

Date	Starting Hr:min	<15	15 to <20	20 to <25	25 to <30	30 to <35	35 to <40	40 to <45	45 to <50	50 to <55	55 to <60	60 to <65	65 to <70	70 to <75	75 to <80	80 to <85	85 to <90	90 to <95	95 to <100	100 to >105	Total Counts	85pct Speed	10MPH Pace	% in pace	# of Speeders	% Speeders
28/01/2022	00:00	0	0	1	1	2	2	0	0	0	0	0	0	0	0	0	0	0	0	0	6	37.5	30 to 40	83.3	2	33.3
28/01/2022	01:00	0	0	0	0	0	2	1	0	0	0	0	0	0	0	0	0	0	0	0	3	45	35 to 45	100.0	3	100.0
28/01/2022	02:00	1	0	0	0	0	0	0	0	0	0	0	0	0	0	0	0	0	0	0	1	15	5 to 15	100.0	*	*
28/01/2022	03:00	0	0	0	0	1	0	1	0	0	0	0	0	0	0	0	0	0	0	0	2	45	35 to 45	100.0	1	50.0
28/01/2022	04:00	0	0	2	2	1	1	1	0	1	0	0	0	0	0	0	0	0	0	0	8	45	25 to 35	62.5	3	37.5
28/01/2022	05:00	0	1	1	7	7	4	6	2	0	0	0	0	0	0	0	0	0	0	0	28	43.3	30 to 40	64.3	12	42.9
28/01/2022	06:00	0	5	2	8	6	3	4	1	0	1	0	0	0	0	0	0	0	0	0	30	42.5	30 to 40	56.7	9	30.0
28/01/2022	07:00	3	13	9	42	31	21	8	3	0	0	0	0	0	0	0	0	0	0	0	130	37.9	30 to 40	72.3	32	24.6
28/01/2022	08:00	7	16	23	47	46	31	11	2	0	0	0	0	0	0	0	0	0	0	0	183	37.7	30 to 40	67.8	44	24.0
28/01/2022	09:00	3	12	20	21	29	22	6	3	0	0	0	0	0	0	0	0	0	0	0	116	38.2	30 to 40	62.1	31	26.7
28/01/2022	10:00	4	4	19	31	47	19	6	1	1	0	0	0	0	0	0	0	0	0	0	132	36.8	25 to 35	73.5	27	20.5
28/01/2022	11:00	0	5	14	36	41	21	12	4	0	0	0	0	0	0	0	0	0	0	0	133	39	30 to 40	73.7	37	27.8
28/01/2022	12:00	3	10	13	40	41	20	9	3	1	0	0	1	0	0	0	0	0	0	0	141	38.2	30 to 40	71.6	34	24.1
28/01/2022	13:00	7	3	8	34	47	25	7	3	0	0	0	0	0	0	0	0	0	0	0	134	38	30 to 40	79.1	35	26.1
28/01/2022	14:00	0	6	12	31	49	21	14	2	0	0	0	0	0	0	0	0	0	0	0	135	39	30 to 40	74.8	37	27.4
28/01/2022	15:00	5	5	14	59	51	38	14	2	0	0	0	0	0	0	0	0	0	0	0	188	38.4	30 to 40	78.7	54	28.7
28/01/2022	16:00	2	4	12	45	68	49	12	3	0	0	0	0	0	0	0	0	0	0	0	195	38.6	30 to 40	83.1	64	32.8
28/01/2022	17:00	3	6	14	70	75	37	13	2	0	0	0	0	0	0	0	0	0	0	0	220	37.6	30 to 40	82.7	52	23.6
28/01/2022	18:00	1	5	10	55	69	30	9	1	0	1	0	0	0	0	0	0	0	0	0	181	37.3	30 to 40	85.1	41	22.7
28/01/2022	19:00	0	2	6	34	32	19	8	6	1	0	0	0	0	0	0	0	0	0	0	108	39.7	30 to 40	78.7	34	31.5
28/01/2022	20:00	2	2	7	15	24	15	9	2	0	1	0	0	0	0	0	0	0	0	0	77	40	30 to 40	70.1	27	35.1
28/01/2022	21:00	0	2	0	17	13	6	8	2	1	0	0	0	0	0	0	0	0	0	0	49	42.5	30 to 40	73.5	17	34.7
28/01/2022	22:00	0	0	3	14	15	11	6	5	2	0	0	1	0	0	0	0	0	0	0	57	44.2	30 to 40	70.2	25	43.9
28/01/2022	23:00	0	2	1	6	10	4	1	2	1	0	0	0	0	0	0	0	0	0	0	27	40	30 to 40	74.1	8	29.6
24 Hr Summary		41	103	191	615	705	401	166	49	8	3	0	2	0	0	0	0	0	0	0	2284	38.6	30 to 40	75.4	629	27.5

Incoming Histogram

Feb 22 non flashing westfield road  
after the BC changes

from Fri-Jan-14-2022-12-00-PM to Mon-Feb-14-2022-11-59-AM

Date	Starting Hr:min	<15	15 to <20	20 to <25	25 to <30	30 to <35	35 to <40	40 to <45	45 to <50	50 to <55	55 to <60	60 to <65	65 to <70	70 to <75	75 to <80	80 to <85	85 to <90	90 to <95	95 to <100	100 to >105	Total Counts	85pct Speed	10MPH Pace	% in pace	# of Speeders	% Speeders
29/01/2022	00:00	0	0	1	6	3	5	4	0	0	0	0	0	0	1	0	0	0	0	0	20	42.5	30 to 40	70.0	10	50.0
29/01/2022	01:00	0	0	0	0	2	0	0	0	0	0	0	0	0	0	0	0	0	0	0	2	35	25 to 35	100.0	*	*
29/01/2022	02:00	0	1	0	1	4	2	1	0	0	0	0	0	0	0	0	0	0	0	0	9	40	30 to 40	77.8	3	33.3
29/01/2022	03:00	0	0	0	0	1	2	1	0	0	1	0	0	0	0	0	0	0	0	0	5	45	35 to 45	80.0	4	80.0
29/01/2022	04:00	1	0	0	3	3	1	2	1	0	0	0	0	0	0	0	0	0	0	0	11	42.5	30 to 40	63.6	4	36.4
29/01/2022	05:00	0	0	0	4	4	2	2	1	0	0	0	0	0	0	0	0	0	0	0	13	42.5	30 to 40	76.9	5	38.5
29/01/2022	06:00	2	0	0	0	2	1	0	1	0	1	0	0	0	0	0	0	0	0	0	7	50	30 to 40	42.9	3	42.9
29/01/2022	07:00	0	0	2	10	5	2	0	1	1	0	0	0	0	0	0	0	0	0	0	21	37.5	25 to 35	81.0	4	19.0
29/01/2022	08:00	2	2	7	14	14	8	5	4	1	0	0	0	0	0	0	0	0	0	0	57	41	30 to 40	63.2	18	31.6
29/01/2022	09:00	1	3	12	30	27	15	11	2	0	0	0	0	0	0	0	0	0	0	0	101	39.3	30 to 40	71.3	28	27.7
29/01/2022	10:00	2	3	9	31	31	19	8	3	0	0	0	0	0	0	0	0	0	0	0	106	38.7	30 to 40	76.4	30	28.3
29/01/2022	11:00	4	9	8	38	49	20	7	0	0	0	0	0	0	0	0	0	0	0	0	135	36.8	30 to 40	79.3	27	20.0
29/01/2022	12:00	3	3	5	50	65	30	10	2	0	0	0	0	0	0	0	0	0	0	0	168	37.8	30 to 40	86.3	42	25.0
29/01/2022	13:00	0	4	5	36	48	31	3	3	4	1	0	0	0	0	0	0	0	0	0	135	38.5	30 to 40	85.2	42	31.1
29/01/2022	14:00	0	3	8	50	65	28	11	4	0	1	0	0	0	0	0	0	0	0	0	170	38.2	30 to 40	84.1	44	25.9
29/01/2022	15:00	1	4	2	38	59	40	11	2	0	0	0	0	0	0	0	0	0	0	0	157	38.6	30 to 40	87.3	53	33.8
29/01/2022	16:00	0	1	2	31	51	34	16	2	0	0	0	0	0	0	0	0	0	0	0	137	39.6	30 to 40	84.7	52	38.0
29/01/2022	17:00	4	0	4	47	48	20	6	1	0	0	0	0	0	0	0	0	0	0	0	130	36.8	30 to 40	88.5	27	20.8
29/01/2022	18:00	1	0	7	33	31	20	5	2	0	0	0	0	0	0	0	0	0	0	0	99	38	30 to 40	84.8	27	27.3
29/01/2022	19:00	0	0	3	18	34	23	6	5	0	0	0	0	0	0	0	0	0	0	0	89	39.6	30 to 40	84.3	34	38.2
29/01/2022	20:00	0	0	2	9	16	14	3	2	0	0	0	0	0	0	0	0	0	0	0	46	39.3	30 to 40	84.8	19	41.3
29/01/2022	21:00	0	0	1	4	14	14	4	4	0	0	0	0	0	0	0	0	0	0	0	41	42.5	30 to 40	78.0	22	53.7
29/01/2022	22:00	0	0	2	16	17	10	3	0	0	0	0	0	0	0	0	0	0	0	0	48	38	30 to 40	89.6	13	27.1
29/01/2022	23:00	0	0	0	9	9	5	5	0	0	0	0	0	0	0	0	0	0	0	0	28	41	30 to 40	82.1	10	35.7
24 Hr Summary		21	33	80	478	602	346	124	40	6	4	0	0	0	1	0	0	0	0	0	1735	38.8	30 to 40	82.2	521	30.0



Incoming Histogram

Feb 22 non flashing westfield road  
after the BC changes

from Fri-Jan-14-2022-12-00-PM to Mon-Feb-14-2022-11-59-AM

Date	Starting Hr:min	<15	15 to <20	20 to <25	25 to <30	30 to <35	35 to <40	40 to <45	45 to <50	50 to <55	55 to <60	60 to <65	65 to <70	70 to <75	75 to <80	80 to <85	85 to <90	90 to <95	95 to <100	100 to >105	Total Counts	85pct Speed	10MPH Pace	% in pace	# of Speeders	% Speeders
30/01/2022	00:00	0	0	1	3	7	6	1	1	1	0	0	0	0	0	0	0	0	0	0	20	40	30 to 40	80.0	9	45.0
30/01/2022	01:00	0	0	0	3	8	3	2	2	0	1	0	0	0	0	0	0	0	0	0	19	45	30 to 40	73.7	8	42.1
30/01/2022	02:00	0	0	1	0	6	0	0	0	0	0	0	0	0	0	0	0	0	0	0	7	34.2	25 to 35	100.0	*	*
30/01/2022	03:00	0	0	0	0	2	0	0	0	0	0	0	0	0	0	0	0	0	0	0	2	35	25 to 35	100.0	*	*
30/01/2022	04:00	0	0	1	1	0	0	0	0	0	0	0	0	0	0	0	0	0	0	0	2	30	20 to 30	100.0	*	*
30/01/2022	05:00	0	0	0	1	1	1	1	0	2	1	0	0	0	0	0	0	0	0	0	7	55	30 to 40	42.9	5	71.4
30/01/2022	06:00	0	0	0	2	1	0	1	1	0	0	0	0	0	0	0	0	0	0	0	5	45	25 to 35	60.0	2	40.0
30/01/2022	07:00	1	0	0	4	1	3	1	0	2	0	0	0	0	0	0	0	0	0	0	12	45	30 to 40	66.7	6	50.0
30/01/2022	08:00	0	1	3	6	11	6	4	3	0	0	0	0	0	0	0	0	0	0	0	34	42.5	30 to 40	67.6	13	38.2
30/01/2022	09:00	0	2	3	12	17	12	7	0	2	0	0	0	0	0	0	0	0	0	0	55	40.7	30 to 40	74.5	21	38.2
30/01/2022	10:00	1	3	3	32	25	22	15	4	2	0	0	0	0	0	0	0	0	0	0	107	41.7	30 to 40	73.8	43	40.2
30/01/2022	11:00	4	7	6	38	45	26	7	5	0	0	0	0	0	0	0	0	0	0	0	138	38.3	30 to 40	79.0	38	27.5
30/01/2022	12:00	0	4	6	45	56	31	11	7	0	0	0	0	0	0	0	0	0	0	0	160	39	30 to 40	82.5	49	30.6
30/01/2022	13:00	2	4	6	45	42	40	10	5	0	0	0	0	0	0	0	0	0	0	0	154	39	30 to 40	82.5	55	35.7
30/01/2022	14:00	0	2	8	43	59	22	18	2	0	0	0	0	0	0	0	0	0	0	0	154	39.3	30 to 40	80.5	42	27.3
30/01/2022	15:00	0	2	8	36	44	32	14	4	0	0	0	0	0	0	0	0	0	0	0	140	39.5	30 to 40	80.0	50	35.7
30/01/2022	16:00	3	2	5	28	56	28	17	4	1	0	0	0	0	0	0	0	0	0	0	144	40	30 to 40	77.8	50	34.7
30/01/2022	17:00	0	0	4	21	42	22	12	2	2	1	0	0	0	0	0	0	0	0	0	106	40.4	30 to 40	80.2	39	36.8
30/01/2022	18:00	0	1	5	17	16	18	7	2	2	1	0	0	0	0	0	0	0	0	0	69	41.4	30 to 40	73.9	30	43.5
30/01/2022	19:00	0	0	3	10	23	11	11	3	0	0	0	0	0	0	0	0	0	0	0	61	42.3	35 to 45	73.8	25	41.0
30/01/2022	20:00	0	0	2	9	15	8	3	2	1	1	0	0	0	0	0	0	0	0	0	41	41.7	30 to 40	78.0	15	36.6
30/01/2022	21:00	0	0	1	11	9	7	3	5	0	1	0	0	0	0	0	0	0	0	0	37	45	30 to 40	73.0	16	43.2
30/01/2022	22:00	0	0	3	5	6	6	3	0	0	0	0	0	0	0	0	0	0	0	0	23	40	30 to 40	73.9	9	39.1
30/01/2022	23:00	0	0	1	1	3	1	1	0	0	0	0	0	0	0	0	0	0	0	0	7	40	25 to 35	71.4	2	28.6
24 Hr Summary		11	28	70	373	495	305	149	52	15	6	0	0	0	0	0	0	0	0	0	1504	39.9	30 to 40	78.0	527	35.0

Incoming Histogram

Feb 22 non flashing westfield road  
after the BC changes

from Fri-Jan-14-2022-12-00-PM to Mon-Feb-14-2022-11-59-AM

Date	Starting Hr:min	<15	15 to <20	20 to <25	25 to <30	30 to <35	35 to <40	40 to <45	45 to <50	50 to <55	55 to <60	60 to <65	65 to <70	70 to <75	75 to <80	80 to <85	85 to <90	90 to <95	95 to <100	100 to >105	Total Counts	85pct Speed	10MPH Pace	% in pace	# of Speeders	% Speeders	
31/01/2022	00:00	0	0	0	0	0	1	0	0	0	0	0	0	0	0	0	0	0	0	0	0	1	40	30 to 40	100.0	1	100.0
31/01/2022	01:00	0	0	0	1	1	0	0	0	0	0	0	0	0	0	0	0	0	0	0	0	2	35	25 to 35	100.0	*	*
31/01/2022	02:00	0	0	0	0	0	0	0	0	0	0	0	0	0	0	0	0	0	0	0	0	0	0	*	*	*	*
31/01/2022	03:00	0	0	1	0	0	1	1	0	0	0	0	0	0	0	0	0	0	0	0	0	3	45	35 to 45	66.7	2	66.7
31/01/2022	04:00	2	1	1	0	1	2	1	0	0	0	0	0	0	0	0	0	0	0	0	0	8	40	35 to 45	50.0	3	37.5
31/01/2022	05:00	6	3	2	5	3	5	1	1	0	1	0	0	0	0	0	0	0	0	0	0	27	39	30 to 40	48.1	8	29.6
31/01/2022	06:00	0	4	7	3	13	4	1	1	0	0	0	0	0	0	0	0	0	0	0	0	33	36.2	25 to 35	69.7	6	18.2
31/01/2022	07:00	4	8	19	59	38	14	8	1	0	0	0	0	0	0	0	0	0	0	0	0	151	35	25 to 35	76.8	23	15.2
31/01/2022	08:00	5	17	37	62	58	25	3	1	0	0	0	0	0	0	0	0	0	0	0	0	208	34.8	25 to 35	75.5	29	13.9
31/01/2022	09:00	3	8	11	29	41	19	11	4	1	0	0	0	0	0	0	0	0	0	0	0	127	39.2	30 to 40	70.1	35	27.6
31/01/2022	10:00	3	9	17	24	25	16	12	3	1	0	0	0	0	0	0	0	0	0	0	0	110	40	25 to 35	60.0	32	29.1
31/01/2022	11:00	4	2	9	28	38	20	7	0	1	0	0	0	0	0	0	0	0	0	0	0	109	38	30 to 40	78.9	28	25.7
31/01/2022	12:00	7	4	11	21	42	21	5	4	1	0	0	0	0	0	0	0	0	0	0	0	116	38.3	30 to 40	72.4	31	26.7
31/01/2022	13:00	6	11	19	37	31	21	5	4	0	0	0	0	0	0	0	0	0	0	0	0	134	37.4	30 to 40	66.4	30	22.4
31/01/2022	14:00	7	5	9	49	39	24	11	0	0	0	0	0	0	0	0	0	0	0	0	0	144	37.7	30 to 40	77.8	35	24.3
31/01/2022	15:00	3	10	16	47	55	30	14	3	0	0	0	0	0	0	0	0	0	0	0	0	178	38.3	30 to 40	74.2	47	26.4
31/01/2022	16:00	6	5	14	40	80	44	13	0	0	0	0	0	0	0	0	0	0	0	0	0	202	38.1	30 to 40	81.2	57	28.2
31/01/2022	17:00	3	8	15	99	66	28	6	0	0	0	0	0	0	0	0	0	0	0	0	0	225	35	30 to 40	85.8	34	15.1
31/01/2022	18:00	3	5	9	50	64	20	6	4	0	0	0	0	0	0	0	0	0	0	0	0	161	36.5	30 to 40	83.2	30	18.6
31/01/2022	19:00	0	1	10	46	22	17	4	4	1	0	0	0	0	0	0	0	0	0	0	0	105	37.9	30 to 40	81.0	26	24.8
31/01/2022	20:00	3	0	2	17	11	8	5	2	1	0	0	0	0	0	0	0	0	0	0	0	49	41	30 to 40	73.5	16	32.7
31/01/2022	21:00	0	2	1	5	15	11	3	3	0	0	0	0	0	0	0	0	0	0	0	0	40	40	30 to 40	77.5	17	42.5
31/01/2022	22:00	0	1	0	8	9	8	0	2	1	0	0	0	0	0	0	0	0	0	0	0	29	39.4	30 to 40	86.2	11	37.9
31/01/2022	23:00	0	0	0	2	5	3	4	1	1	0	0	1	1	0	0	0	0	0	0	0	18	50	35 to 45	66.7	11	61.1
24 Hr Summary		65	104	210	632	657	342	121	38	8	1	0	1	1	0	0	0	0	0	0	0	2180	37.7	30 to 40	74.8	512	23.5

Incoming Histogram

Feb 22 non flashing westfield road  
after the BC changes

from Fri-Jan-14-2022-12-00-PM to Mon-Feb-14-2022-11-59-AM

Date	Starting Hr:min	<15	15 to <20	20 to <25	25 to <30	30 to <35	35 to <40	40 to <45	45 to <50	50 to <55	55 to <60	60 to <65	65 to <70	70 to <75	75 to <80	80 to <85	85 to <90	90 to <95	95 to <100	100 to >105	Total Counts	85pct Speed	10MPH Pace	% in pace	# of Speeders	% Speeders	
01/02/2022	00:00	0	0	0	0	0	1	1	1	0	0	0	0	0	0	0	0	0	0	0	0	3	50	40 to 50	100.0	3	100.0
01/02/2022	01:00	0	0	0	2	2	1	0	0	0	0	0	0	0	0	0	0	0	0	0	0	5	35	30 to 40	100.0	1	20.0
01/02/2022	02:00	0	1	1	0	2	1	0	0	0	0	0	0	0	0	0	0	0	0	0	0	5	35	25 to 35	60.0	1	20.0
01/02/2022	03:00	0	0	0	0	1	0	1	1	0	1	0	0	0	0	0	0	0	0	0	0	4	50	35 to 45	50.0	3	75.0
01/02/2022	04:00	0	1	1	0	2	1	1	0	1	0	0	0	0	0	0	0	0	0	0	0	7	45	35 to 45	57.1	3	42.9
01/02/2022	05:00	2	3	8	1	5	2	2	0	1	0	1	0	0	0	0	0	0	0	0	0	25	40	25 to 35	56.0	6	24.0
01/02/2022	06:00	2	4	2	5	13	5	2	1	0	0	0	0	0	0	0	0	0	0	0	0	34	38	30 to 40	67.6	8	23.5
01/02/2022	07:00	1	8	21	43	46	32	14	3	1	0	0	0	0	0	0	0	0	0	0	0	169	38.9	30 to 40	71.6	50	29.6
01/02/2022	08:00	6	11	40	45	59	32	13	5	0	0	0	0	0	0	0	0	0	0	0	0	211	37.8	25 to 35	68.2	50	23.7
01/02/2022	09:00	8	15	15	26	39	24	7	0	0	0	0	0	0	0	0	0	0	0	0	0	134	37.3	30 to 40	66.4	31	23.1
01/02/2022	10:00	1	7	13	31	34	19	6	0	1	0	0	0	0	0	0	0	0	0	0	0	112	37.4	30 to 40	75.0	26	23.2
01/02/2022	11:00	5	7	15	33	38	21	4	3	0	0	0	0	0	0	0	0	0	0	0	0	126	37.1	30 to 40	73.0	28	22.2
01/02/2022	12:00	6	5	9	52	36	25	11	1	0	0	0	0	0	0	0	0	0	0	0	0	145	38	30 to 40	77.9	37	25.5
01/02/2022	13:00	7	6	15	31	42	20	12	5	0	0	0	0	0	0	0	0	0	0	0	0	138	39	30 to 40	67.4	37	26.8
01/02/2022	14:00	8	4	11	42	35	19	12	2	1	0	0	0	0	0	0	0	0	0	0	0	134	38.7	30 to 40	71.6	34	25.4
01/02/2022	15:00	1	8	7	47	56	37	18	3	0	0	0	0	0	0	0	0	0	0	0	0	177	39.2	30 to 40	79.1	58	32.8
01/02/2022	16:00	3	3	26	76	81	38	10	2	0	0	0	0	0	0	0	0	0	0	0	0	239	36.8	30 to 40	81.6	50	20.9
01/02/2022	17:00	10	9	19	98	83	36	8	1	0	0	0	0	0	0	0	0	0	0	0	0	264	35.7	30 to 40	82.2	45	17.0
01/02/2022	18:00	1	6	4	62	61	34	7	0	0	0	0	0	0	0	0	0	0	0	0	0	175	37.2	30 to 40	89.7	41	23.4
01/02/2022	19:00	3	0	10	50	37	21	4	3	0	1	0	0	0	0	0	0	0	0	0	0	129	37.4	30 to 40	83.7	29	22.5
01/02/2022	20:00	3	0	4	28	22	14	4	2	1	0	0	0	0	0	0	0	0	0	0	0	78	38.2	30 to 40	82.1	21	26.9
01/02/2022	21:00	0	0	1	13	18	5	10	0	0	0	1	0	0	0	0	0	0	0	0	0	48	42	30 to 40	75.0	16	33.3
01/02/2022	22:00	0	0	2	11	7	2	3	1	0	1	0	0	0	0	0	0	0	0	0	0	27	41.7	25 to 35	74.1	7	25.9
01/02/2022	23:00	0	0	2	9	4	2	6	2	1	0	0	1	0	0	0	0	0	0	0	0	27	45	25 to 35	55.6	12	44.4
24 Hr Summary		67	98	226	705	723	392	156	36	7	3	2	1	0	0	0	0	0	0	0	0	2416	38	30 to 40	75.3	597	24.7

Incoming Histogram

Feb 22 non flashing westfield road  
after the BC changes

from Fri-Jan-14-2022-12-00-PM to Mon-Feb-14-2022-11-59-AM

Date	Starting Hr:min	<15	15 to <20	20 to <25	25 to <30	30 to <35	35 to <40	40 to <45	45 to <50	50 to <55	55 to <60	60 to <65	65 to <70	70 to <75	75 to <80	80 to <85	85 to <90	90 to <95	95 to <100	100 to >105	Total Counts	85pct Speed	10MPH Pace	% in pace	# of Speeders	% Speeders
02/02/2022	00:00	0	0	0	3	2	0	2	0	0	0	0	0	0	0	0	0	0	0	0	7	42.5	25 to 35	71.4	2	28.6
02/02/2022	01:00	0	1	0	1	1	0	0	0	0	0	0	0	0	0	0	0	0	0	0	3	35	20 to 30	66.7	*	*
02/02/2022	02:00	0	0	0	1	0	1	0	0	0	0	0	0	0	0	0	0	0	0	0	2	40	30 to 40	100.0	1	50.0
02/02/2022	03:00	0	1	0	0	0	0	0	1	0	0	0	0	0	0	0	0	0	0	0	2	50	10 to 20	50.0	1	50.0
02/02/2022	04:00	0	1	2	0	2	1	3	0	0	0	0	0	0	0	0	0	0	0	0	9	43.3	35 to 45	66.7	4	44.4
02/02/2022	05:00	4	4	5	6	6	1	0	0	0	2	0	0	0	0	0	0	0	0	0	28	34.2	25 to 35	60.7	3	10.7
02/02/2022	06:00	3	6	4	6	10	3	2	3	1	0	0	0	0	0	0	0	0	0	0	38	40	25 to 35	52.6	9	23.7
02/02/2022	07:00	1	13	15	42	54	21	16	2	0	0	0	0	0	0	0	0	0	0	0	164	38.3	30 to 40	71.3	39	23.8
02/02/2022	08:00	1	15	27	54	52	35	9	3	0	0	0	0	0	0	0	0	0	0	0	196	37.6	30 to 40	71.9	47	24.0
02/02/2022	09:00	7	15	23	34	32	17	5	3	0	0	0	0	0	0	0	0	0	0	0	136	36.5	25 to 35	65.4	25	18.4
02/02/2022	10:00	2	14	13	34	22	20	4	0	0	0	0	0	0	0	0	0	0	0	0	109	37	30 to 40	69.7	24	22.0
02/02/2022	11:00	4	5	10	26	25	17	6	3	0	0	0	0	0	0	0	0	0	0	0	96	38.5	30 to 40	70.8	26	27.1
02/02/2022	12:00	8	13	13	31	41	22	8	0	1	0	0	0	0	0	0	0	0	0	0	137	37.3	30 to 40	68.6	31	22.6
02/02/2022	13:00	8	3	15	40	43	17	6	1	0	0	0	0	0	0	0	0	0	0	0	133	36.2	30 to 40	75.2	24	18.0
02/02/2022	14:00	10	5	9	26	38	18	6	3	0	0	0	0	0	0	0	0	0	0	0	115	37.8	30 to 40	71.3	27	23.5
02/02/2022	15:00	6	6	14	50	43	47	12	4	1	0	0	0	0	0	0	0	0	0	0	183	38.9	30 to 40	76.5	64	35.0
02/02/2022	16:00	7	4	15	64	64	48	16	7	0	1	0	0	0	0	0	0	0	0	0	226	39	30 to 40	77.9	72	31.9
02/02/2022	17:00	4	10	15	95	81	33	14	3	0	0	0	0	0	0	0	0	0	0	0	255	36.8	30 to 40	82.0	50	19.6
02/02/2022	18:00	3	4	12	48	85	25	12	3	1	0	0	0	0	0	0	0	0	0	0	193	37.4	30 to 40	81.9	41	21.2
02/02/2022	19:00	0	0	2	39	43	27	7	6	1	0	0	0	0	0	0	0	0	0	0	125	39.1	30 to 40	87.2	41	32.8
02/02/2022	20:00	0	1	2	15	19	15	2	4	0	0	0	0	0	0	0	0	0	0	0	58	39	30 to 40	84.5	21	36.2
02/02/2022	21:00	0	1	2	21	11	5	3	0	2	0	0	0	0	0	0	0	0	0	0	45	38	30 to 40	82.2	10	22.2
02/02/2022	22:00	0	0	1	12	14	5	6	1	0	0	0	0	0	0	0	0	0	0	0	39	40.8	30 to 40	79.5	12	30.8
02/02/2022	23:00	0	0	2	2	2	2	3	0	0	0	0	0	0	0	0	0	0	0	0	11	41.7	35 to 45	63.6	5	45.5
24 Hr Summary		68	122	201	650	690	380	142	47	7	3	0	0	0	0	0	0	0	0	0	2310	38.1	30 to 40	74.5	579	25.1

Incoming Histogram

Feb 22 non flashing westfield road  
after the BC changes

from Fri-Jan-14-2022-12-00-PM to Mon-Feb-14-2022-11-59-AM

Date	Starting Hr:min	<15	15 to <20	20 to <25	25 to <30	30 to <35	35 to <40	40 to <45	45 to <50	50 to <55	55 to <60	60 to <65	65 to <70	70 to <75	75 to <80	80 to <85	85 to <90	90 to <95	95 to <100	100 to >105	Total Counts	85pct Speed	10MPH Pace	% in pace	# of Speeders	% Speeders
03/02/2022	00:00	0	0	1	2	1	1	1	0	2	0	0	0	0	0	0	0	0	0	0	8	52.5	25 to 35	50.0	4	50.0
03/02/2022	01:00	0	0	1	5	0	0	0	0	0	1	0	0	0	0	0	0	0	0	0	7	30	20 to 30	85.7	1	14.3
03/02/2022	02:00	0	0	0	2	1	0	0	0	0	0	0	0	0	0	0	0	0	0	0	3	35	25 to 35	100.0	*	*
03/02/2022	03:00	0	0	0	0	1	0	0	0	0	0	0	0	0	0	0	0	0	0	0	1	35	25 to 35	100.0	*	*
03/02/2022	04:00	1	0	1	1	1	3	0	0	0	0	0	0	0	0	0	0	0	0	0	7	38.3	30 to 40	71.4	3	42.9
03/02/2022	05:00	2	5	3	2	5	4	0	0	0	0	0	0	0	0	0	0	0	0	0	21	36.2	30 to 40	52.4	4	19.0
03/02/2022	06:00	1	1	4	9	11	7	0	1	0	0	0	0	0	0	0	0	0	0	0	34	37.1	30 to 40	79.4	8	23.5
03/02/2022	07:00	4	12	17	48	51	28	15	1	0	0	0	0	0	0	0	0	0	0	0	176	38.2	30 to 40	72.2	44	25.0
03/02/2022	08:00	7	21	22	47	48	32	18	1	0	0	0	0	0	0	0	0	0	0	0	196	38.4	30 to 40	64.8	51	26.0
03/02/2022	09:00	8	14	16	34	37	29	7	2	0	0	0	0	0	0	0	0	0	0	0	147	37.8	30 to 40	68.0	38	25.9
03/02/2022	10:00	2	9	9	38	33	13	10	3	1	0	0	0	0	0	0	0	0	0	0	118	38.5	30 to 40	71.2	27	22.9
03/02/2022	11:00	5	8	8	25	36	13	3	3	1	0	0	0	0	0	0	0	0	0	0	102	36.9	30 to 40	72.5	20	19.6
03/02/2022	12:00	4	5	11	30	53	28	13	2	0	0	0	0	0	0	0	0	0	0	0	146	38.8	30 to 40	76.0	43	29.5
03/02/2022	13:00	5	4	8	36	44	23	11	3	0	0	0	0	0	0	0	0	0	0	0	134	38.7	30 to 40	76.9	37	27.6
03/02/2022	14:00	5	5	20	41	47	23	12	2	0	0	0	0	0	0	0	0	0	0	0	155	38	30 to 40	71.6	37	23.9
03/02/2022	15:00	3	6	9	38	73	36	15	7	1	0	0	0	0	0	0	0	0	0	0	188	39.3	30 to 40	78.2	59	31.4
03/02/2022	16:00	3	3	16	60	82	36	7	6	0	1	0	0	0	0	0	0	0	0	0	214	37.5	30 to 40	83.2	50	23.4
03/02/2022	17:00	5	8	20	96	104	27	9	2	1	0	0	0	0	0	0	0	0	0	0	272	34.9	30 to 40	83.5	39	14.3
03/02/2022	18:00	4	4	5	79	54	41	3	0	0	0	0	0	0	0	0	0	0	0	0	190	37	30 to 40	91.6	44	23.2
03/02/2022	19:00	6	2	17	31	41	22	5	2	0	0	0	0	0	0	0	0	0	0	0	126	37.3	30 to 40	74.6	29	23.0
03/02/2022	20:00	2	0	5	16	22	16	5	5	1	1	0	0	0	0	0	0	0	0	0	73	41	30 to 40	74.0	28	38.4
03/02/2022	21:00	0	0	1	14	16	12	5	3	0	1	0	0	0	0	0	0	0	0	0	52	41	30 to 40	80.8	21	40.4
03/02/2022	22:00	0	0	0	12	25	7	7	3	1	0	0	1	0	0	0	0	0	0	0	56	42.9	30 to 40	78.6	19	33.9
03/02/2022	23:00	0	0	1	7	4	5	0	4	1	1	0	0	0	0	0	0	0	0	0	23	48.8	30 to 40	69.6	11	47.8
24 Hr Summary		67	107	195	673	790	406	146	50	9	5	0	1	0	0	0	0	0	0	0	2449	38.1	30 to 40	76.3	617	25.2

Incoming Histogram

Feb 22 non flashing westfield road  
after the BC changes

from Fri-Jan-14-2022-12-00-PM to Mon-Feb-14-2022-11-59-AM

Date	Starting Hr:min	<15	15 to <20	20 to <25	25 to <30	30 to <35	35 to <40	40 to <45	45 to <50	50 to <55	55 to <60	60 to <65	65 to <70	70 to <75	75 to <80	80 to <85	85 to <90	90 to <95	95 to <100	100 to >105	Total Counts	85pct Speed	10MPH Pace	% in pace	# of Speeders	% Speeders	
04/02/2022	00:00	0	0	0	0	2	2	0	1	1	0	0	0	0	0	0	0	0	0	0	0	6	50	30 to 40	66.7	4	66.7
04/02/2022	01:00	0	0	0	0	0	1	0	0	0	0	0	0	0	0	0	0	0	0	0	0	1	40	30 to 40	100.0	1	100.0
04/02/2022	02:00	0	0	0	2	1	0	1	1	0	0	0	0	0	0	0	0	0	0	0	0	5	45	25 to 35	60.0	2	40.0
04/02/2022	03:00	0	0	0	1	0	0	0	1	0	0	0	0	0	0	0	0	0	0	0	0	2	50	20 to 30	50.0	1	50.0
04/02/2022	04:00	0	0	1	0	1	0	1	2	0	0	0	0	0	0	0	0	0	0	0	0	5	47.5	40 to 50	60.0	3	60.0
04/02/2022	05:00	0	1	1	0	7	2	0	0	1	0	0	0	0	0	0	0	0	0	0	0	12	37.5	30 to 40	75.0	3	25.0
04/02/2022	06:00	2	4	2	8	4	6	1	2	0	0	0	0	0	0	0	0	0	0	0	0	29	39.2	30 to 40	62.1	9	31.0
04/02/2022	07:00	1	8	3	36	47	22	2	1	0	0	0	0	0	0	0	0	0	0	0	0	120	36.6	30 to 40	87.5	25	20.8
04/02/2022	08:00	0	9	21	57	47	35	10	3	0	0	0	0	0	0	0	0	0	0	0	0	182	38	30 to 40	76.4	48	26.4
04/02/2022	09:00	2	5	15	27	29	15	9	0	3	0	0	0	0	0	0	0	0	0	0	0	105	38.7	25 to 35	67.6	27	25.7
04/02/2022	10:00	5	4	9	15	40	21	7	1	1	0	0	0	0	0	0	0	0	0	0	0	103	38.6	30 to 40	73.8	30	29.1
04/02/2022	11:00	7	3	19	32	40	18	6	1	0	0	0	0	0	0	0	0	0	0	0	0	126	36.7	25 to 35	72.2	25	19.8
04/02/2022	12:00	7	12	11	31	42	25	14	4	0	0	0	0	0	0	0	0	0	0	0	0	146	39.2	30 to 40	67.1	43	29.5
04/02/2022	13:00	2	6	14	40	43	36	6	1	0	0	0	0	0	0	0	0	0	0	0	0	148	37.9	30 to 40	80.4	43	29.1
04/02/2022	14:00	3	3	12	35	44	34	9	1	1	0	0	0	0	0	0	0	0	0	0	0	142	38.5	30 to 40	79.6	45	31.7
04/02/2022	15:00	5	7	11	51	69	32	7	3	0	0	0	0	0	0	0	0	0	0	0	0	185	37.2	30 to 40	82.2	42	22.7
04/02/2022	16:00	2	6	16	47	69	39	12	5	0	0	0	0	0	0	0	0	0	0	0	0	196	38.5	30 to 40	79.1	56	28.6
04/02/2022	17:00	3	1	6	81	83	54	11	2	0	0	0	0	0	0	0	0	0	0	0	0	241	37.9	30 to 40	90.5	67	27.8
04/02/2022	18:00	0	2	6	59	55	35	19	1	2	0	0	0	0	0	0	0	0	0	0	0	179	39.3	30 to 40	83.2	57	31.8
04/02/2022	19:00	2	0	5	28	33	30	9	3	1	0	0	0	0	0	0	0	0	0	0	0	111	39.3	30 to 40	82.0	43	38.7
04/02/2022	20:00	0	1	8	17	14	12	3	6	0	1	0	0	0	0	0	0	0	0	0	0	62	41.7	30 to 40	69.4	22	35.5
04/02/2022	21:00	0	0	2	9	17	6	5	0	0	0	0	0	0	0	0	0	0	0	0	0	39	39.2	30 to 40	82.1	11	28.2
04/02/2022	22:00	0	0	2	8	14	8	7	4	0	0	0	0	0	0	0	0	0	0	0	0	43	43.6	30 to 40	69.8	19	44.2
04/02/2022	23:00	0	1	0	11	14	10	3	2	2	0	0	0	0	0	0	0	0	0	0	0	43	41.7	30 to 40	81.4	17	39.5
24 Hr Summary		41	73	164	595	715	443	142	45	12	1	0	0	0	0	0	0	0	0	0	0	2231	38.5	30 to 40	78.6	643	28.8

Incoming Histogram

Feb 22 non flashing westfield road  
after the BC changes

from Fri-Jan-14-2022-12-00-PM to Mon-Feb-14-2022-11-59-AM

Date	Starting Hr:min	<15	15 to <20	20 to <25	25 to <30	30 to <35	35 to <40	40 to <45	45 to <50	50 to <55	55 to <60	60 to <65	65 to <70	70 to <75	75 to <80	80 to <85	85 to <90	90 to <95	95 to <100	100 to >105	Total Counts	85pct Speed	10MPH Pace	% in pace	# of Speeders	% Speeders
05/02/2022	00:00	0	0	1	2	1	3	3	1	2	0	0	0	0	0	0	0	0	0	0	13	50	35 to 45	53.8	9	69.2
05/02/2022	01:00	0	0	0	1	3	1	2	1	1	0	0	0	0	0	0	0	0	0	0	9	50	35 to 45	66.7	5	55.6
05/02/2022	02:00	0	0	0	0	1	0	0	1	0	0	0	0	0	0	0	0	0	0	0	2	50	25 to 35	50.0	1	50.0
05/02/2022	03:00	0	0	1	1	1	0	1	0	0	1	0	0	0	0	0	0	0	0	0	5	45	25 to 35	60.0	2	40.0
05/02/2022	04:00	0	0	2	0	4	0	2	0	0	1	0	0	0	0	0	0	0	0	0	9	45	25 to 35	66.7	3	33.3
05/02/2022	05:00	0	0	0	2	2	3	1	1	0	0	0	0	0	0	0	0	0	0	0	9	45	30 to 40	77.8	5	55.6
05/02/2022	06:00	0	0	0	1	2	2	0	0	1	0	0	0	0	0	0	0	0	0	0	6	40	30 to 40	83.3	3	50.0
05/02/2022	07:00	0	2	2	5	6	5	3	2	0	1	0	0	0	0	0	0	0	0	0	26	43.3	30 to 40	61.5	11	42.3
05/02/2022	08:00	0	2	0	12	13	7	9	4	0	0	0	0	0	0	0	0	0	0	0	47	43.3	30 to 40	68.1	20	42.6
05/02/2022	09:00	1	4	11	21	30	17	4	2	0	0	0	0	0	0	0	0	0	0	0	90	37.6	30 to 40	75.6	23	25.6
05/02/2022	10:00	2	4	2	30	44	25	10	4	1	0	0	0	0	0	0	0	0	0	0	122	39.4	30 to 40	81.1	40	32.8
05/02/2022	11:00	1	2	8	40	55	39	12	2	1	0	0	0	0	0	0	0	0	0	0	160	38.8	30 to 40	83.8	54	33.8
05/02/2022	12:00	2	4	5	27	66	38	14	3	1	0	0	0	0	0	0	0	0	0	0	160	39.2	30 to 40	81.9	56	35.0
05/02/2022	13:00	2	2	8	21	47	26	18	3	1	0	0	0	0	0	0	0	0	0	0	128	40.8	30 to 40	73.4	48	37.5
05/02/2022	14:00	0	4	7	45	67	24	12	4	1	0	0	0	0	0	0	0	0	0	0	164	38.3	30 to 40	82.9	41	25.0
05/02/2022	15:00	0	0	1	31	48	32	20	3	1	0	0	0	0	0	0	0	0	0	0	136	41	30 to 40	81.6	56	41.2
05/02/2022	16:00	2	3	1	32	45	36	16	4	2	0	0	0	0	0	0	0	0	0	0	141	40.3	30 to 40	80.1	58	41.1
05/02/2022	17:00	0	1	3	23	46	29	11	6	1	2	0	0	0	0	0	0	0	0	0	122	40.9	30 to 40	80.3	49	40.2
05/02/2022	18:00	0	1	0	23	25	13	9	4	1	0	0	0	0	0	0	0	0	0	0	76	41.7	30 to 40	80.3	27	35.5
05/02/2022	19:00	0	0	5	22	32	26	7	2	0	0	0	0	0	0	0	0	0	0	0	94	39	30 to 40	85.1	35	37.2
05/02/2022	20:00	0	0	2	11	20	12	11	2	2	0	0	0	0	0	0	0	0	0	0	60	42.7	30 to 40	71.7	27	45.0
05/02/2022	21:00	0	0	3	13	17	9	5	2	0	0	0	0	0	0	0	0	0	0	0	49	40	30 to 40	79.6	16	32.7
05/02/2022	22:00	1	0	0	10	14	18	3	3	0	0	0	0	0	0	0	0	0	0	0	49	39.7	30 to 40	85.7	24	49.0
05/02/2022	23:00	1	0	2	5	12	13	7	3	0	0	0	0	0	0	0	0	0	0	0	43	42.9	35 to 45	74.4	23	53.5
24 Hr Summary		12	29	64	378	601	378	180	57	16	5	0	0	0	0	0	0	0	0	0	1720	40	30 to 40	78.9	636	37.0

Incoming Histogram

Feb 22 non flashing westfield road  
after the BC changes

from Fri-Jan-14-2022-12-00-PM to Mon-Feb-14-2022-11-59-AM

Date	Starting Hr:min	<15	15 to <20	20 to <25	25 to <30	30 to <35	35 to <40	40 to <45	45 to <50	50 to <55	55 to <60	60 to <65	65 to <70	70 to <75	75 to <80	80 to <85	85 to <90	90 to <95	95 to <100	100 to >105	Total Counts	85pct Speed	10MPH Pace	% in pace	# of Speeders	% Speeders
06/02/2022	00:00	0	0	1	4	7	2	3	2	1	0	0	0	0	0	0	0	0	0	0	20	45	30 to 40	65.0	8	40.0
06/02/2022	01:00	0	0	0	1	6	0	1	1	0	0	0	0	0	0	0	0	0	0	0	9	45	25 to 35	77.8	2	22.2
06/02/2022	02:00	0	0	0	0	0	0	0	0	1	0	0	0	0	0	0	0	0	0	0	1	55	45 to 55	100.0	1	100.0
06/02/2022	03:00	0	0	0	1	0	1	0	0	0	0	0	0	0	0	0	0	0	0	0	2	40	30 to 40	100.0	1	50.0
06/02/2022	04:00	0	0	1	1	0	0	1	0	0	0	0	0	0	0	0	0	0	0	0	3	45	20 to 30	66.7	1	33.3
06/02/2022	05:00	0	1	0	0	3	1	0	0	2	0	0	0	0	0	0	0	0	0	0	7	52.5	30 to 40	57.1	3	42.9
06/02/2022	06:00	0	0	0	2	0	1	1	0	0	0	0	0	0	0	0	0	0	0	0	4	40	30 to 40	75.0	2	50.0
06/02/2022	07:00	0	0	0	4	1	2	1	0	0	0	0	0	0	0	0	0	0	0	0	8	40	30 to 40	87.5	3	37.5
06/02/2022	08:00	0	1	0	8	6	4	3	0	0	0	0	0	0	0	0	0	0	0	0	22	40	30 to 40	81.8	7	31.8
06/02/2022	09:00	0	1	3	15	18	12	6	3	0	0	0	0	0	0	0	0	0	0	0	58	40	30 to 40	77.6	21	36.2
06/02/2022	10:00	0	0	4	21	40	22	7	1	1	0	0	0	0	0	0	0	0	0	0	96	38.9	30 to 40	86.5	31	32.3
06/02/2022	11:00	1	3	2	29	48	28	15	3	1	0	0	0	0	0	0	0	0	0	0	130	39.8	30 to 40	80.8	47	36.2
06/02/2022	12:00	2	0	5	36	54	27	10	3	0	0	0	0	0	0	0	0	0	0	0	137	38.5	30 to 40	85.4	40	29.2
06/02/2022	13:00	0	1	3	24	40	38	14	1	2	0	0	0	0	0	0	0	0	0	0	123	39.9	30 to 40	82.9	55	44.7
06/02/2022	14:00	0	2	6	31	44	26	8	3	1	1	0	0	0	0	0	0	0	0	0	122	39	30 to 40	82.8	39	32.0
06/02/2022	15:00	2	0	7	40	39	20	12	4	0	0	0	0	0	0	0	0	0	0	0	124	39.2	30 to 40	79.8	36	29.0
06/02/2022	16:00	5	1	7	38	38	32	16	3	0	0	0	0	0	0	0	0	0	0	0	140	39.7	30 to 40	77.1	51	36.4
06/02/2022	17:00	0	2	2	27	25	19	5	3	0	0	0	0	0	0	0	0	0	0	0	83	38.9	30 to 40	85.5	27	32.5
06/02/2022	18:00	0	0	1	19	21	9	5	2	1	0	0	0	0	0	0	0	0	0	0	58	39.4	30 to 40	84.5	17	29.3
06/02/2022	19:00	0	1	4	12	22	12	5	3	0	0	0	0	0	0	0	0	0	0	0	59	39.6	30 to 40	78.0	20	33.9
06/02/2022	20:00	0	0	3	20	9	9	9	1	0	0	0	0	0	0	0	0	0	0	0	51	41.1	30 to 40	74.5	19	37.3
06/02/2022	21:00	0	0	1	15	16	5	3	2	0	0	0	0	0	0	0	0	0	0	0	42	39	30 to 40	85.7	10	23.8
06/02/2022	22:00	0	0	3	1	2	3	2	1	1	0	0	0	0	0	0	0	0	0	0	13	45	35 to 45	53.8	7	53.8
06/02/2022	23:00	0	0	0	1	2	4	2	3	0	0	0	0	0	0	0	0	0	0	0	12	46.7	40 to 50	75.0	9	75.0
24 Hr Summary		10	13	53	350	441	277	129	39	11	1	0	0	0	0	0	0	0	0	0	1324	39.7	30 to 40	80.7	457	34.5



Incoming Histogram

Feb 22 non flashing westfield road  
after the BC changes

from Fri-Jan-14-2022-12-00-PM to Mon-Feb-14-2022-11-59-AM

Date	Starting Hr:min	<15	15 to <20	20 to <25	25 to <30	30 to <35	35 to <40	40 to <45	45 to <50	50 to <55	55 to <60	60 to <65	65 to <70	70 to <75	75 to <80	80 to <85	85 to <90	90 to <95	95 to <100	100 to >105	Total Counts	85pct Speed	10MPH Pace	% in pace	# of Speeders	% Speeders
07/02/2022	00:00	0	0	0	1	0	1	0	0	0	0	0	0	0	0	0	0	0	0	0	2	40	30 to 40	100.0	1	50.0
07/02/2022	01:00	0	0	0	0	1	0	0	0	0	0	0	0	0	0	0	0	0	0	0	1	35	25 to 35	100.0	*	*
07/02/2022	02:00	0	0	0	0	0	0	0	0	0	0	0	0	0	0	0	0	0	0	0	0	0	*	*	*	*
07/02/2022	03:00	0	0	1	0	0	1	0	0	0	0	0	0	0	0	0	0	0	0	0	2	40	15 to 25	50.0	1	50.0
07/02/2022	04:00	0	1	2	0	1	3	0	0	0	0	0	0	0	0	0	0	0	0	0	7	38.3	30 to 40	57.1	3	42.9
07/02/2022	05:00	1	4	2	4	8	3	0	0	2	0	0	0	0	0	0	0	0	0	0	24	36.7	30 to 40	62.5	5	20.8
07/02/2022	06:00	3	6	3	6	10	3	4	2	0	0	0	0	0	0	0	0	0	0	0	37	40	25 to 35	51.4	9	24.3
07/02/2022	07:00	2	5	15	39	51	19	18	1	0	0	0	0	0	0	0	0	0	0	0	150	39.2	30 to 40	72.7	38	25.3
07/02/2022	08:00	10	13	31	48	53	37	14	3	0	0	0	0	0	0	0	0	0	0	0	209	38.1	30 to 40	66.0	54	25.8
07/02/2022	09:00	0	10	13	22	36	22	8	3	0	0	0	0	0	0	0	0	0	0	0	114	38.6	30 to 40	70.2	33	28.9
07/02/2022	10:00	4	3	8	16	27	14	9	1	0	0	0	0	0	0	0	0	0	0	0	82	39.3	30 to 40	69.5	24	29.3
07/02/2022	11:00	6	4	9	31	40	16	9	0	1	0	0	0	0	0	0	0	0	0	0	116	37.8	30 to 40	75.0	26	22.4
07/02/2022	12:00	6	8	15	27	38	21	9	2	0	0	0	0	0	0	0	0	0	0	0	126	38.1	30 to 40	68.3	32	25.4
07/02/2022	13:00	5	8	7	40	48	38	13	5	1	0	0	0	0	0	0	0	0	0	0	165	39.2	30 to 40	76.4	57	34.5
07/02/2022	14:00	3	8	14	41	34	26	9	5	1	0	0	0	0	0	0	0	0	0	0	141	38.8	30 to 40	71.6	41	29.1
07/02/2022	15:00	2	0	11	48	64	42	11	3	0	0	0	0	0	0	0	0	0	0	0	181	38.5	30 to 40	85.1	56	30.9
07/02/2022	16:00	3	5	7	46	71	49	9	7	0	0	0	0	0	0	0	0	0	0	0	197	38.6	30 to 40	84.3	65	33.0
07/02/2022	17:00	3	7	16	103	98	28	8	2	0	0	0	0	0	0	0	0	0	0	0	265	34.9	30 to 40	86.4	38	14.3
07/02/2022	18:00	2	2	8	54	61	28	6	6	0	0	0	0	0	0	0	0	0	0	0	167	37.7	30 to 40	85.6	40	24.0
07/02/2022	19:00	1	4	6	37	25	24	3	3	1	0	0	0	0	0	0	0	0	0	0	104	38.1	30 to 40	82.7	31	29.8
07/02/2022	20:00	1	0	7	12	23	13	9	3	0	0	0	0	0	0	0	0	0	0	0	68	41.1	30 to 40	70.6	25	36.8
07/02/2022	21:00	0	0	0	10	13	12	5	0	0	0	0	0	0	0	0	0	0	0	0	40	39.6	30 to 40	87.5	17	42.5
07/02/2022	22:00	0	0	0	7	9	4	1	3	0	0	0	0	0	0	0	0	0	0	0	24	40	30 to 40	83.3	8	33.3
07/02/2022	23:00	0	0	1	2	3	2	1	1	2	0	0	0	0	0	0	0	0	0	0	12	50	30 to 40	58.3	6	50.0
24 Hr Summary		52	88	176	594	714	406	146	50	8	0	0	0	0	0	0	0	0	0	0	2234	38.4	30 to 40	76.7	610	27.3

Incoming Histogram

Feb 22 non flashing westfield road  
after the BC changes

from Fri-Jan-14-2022-12-00-PM to Mon-Feb-14-2022-11-59-AM

Date	Starting Hr:min	<15	15 to <20	20 to <25	25 to <30	30 to <35	35 to <40	40 to <45	45 to <50	50 to <55	55 to <60	60 to <65	65 to <70	70 to <75	75 to <80	80 to <85	85 to <90	90 to <95	95 to <100	100 to >105	Total Counts	85pct Speed	10MPH Pace	% in pace	# of Speeders	% Speeders
08/02/2022	00:00	0	0	0	0	5	1	1	1	0	0	0	0	0	0	0	0	0	0	0	8	45	35 to 45	87.5	3	37.5
08/02/2022	01:00	0	1	1	3	1	1	0	0	0	0	0	0	0	0	0	0	0	0	0	7	35	20 to 30	71.4	1	14.3
08/02/2022	02:00	0	0	1	0	0	0	0	0	0	0	0	0	0	0	0	0	0	0	0	1	25	15 to 25	100.0	*	*
08/02/2022	03:00	0	0	0	0	1	0	1	0	0	0	0	0	0	0	0	0	0	0	0	2	45	35 to 45	100.0	1	50.0
08/02/2022	04:00	0	2	1	2	1	2	1	1	0	0	0	0	0	0	0	0	0	0	0	10	40	20 to 30	50.0	4	40.0
08/02/2022	05:00	1	3	2	2	6	5	0	0	0	0	1	0	0	0	0	0	0	0	0	20	38	30 to 40	65.0	6	30.0
08/02/2022	06:00	0	3	7	10	12	4	6	1	1	1	0	0	0	0	0	0	0	0	0	45	41.7	25 to 35	64.4	13	28.9
08/02/2022	07:00	2	5	15	49	40	42	10	4	2	0	0	0	0	0	0	0	0	0	0	169	38.9	30 to 40	77.5	58	34.3
08/02/2022	08:00	9	17	26	62	48	35	12	5	0	0	0	0	0	0	0	0	0	0	0	214	37.9	30 to 40	67.8	52	24.3
08/02/2022	09:00	3	11	14	32	37	26	9	4	0	0	0	0	0	0	0	0	0	0	0	136	38.7	30 to 40	69.9	39	28.7
08/02/2022	10:00	6	11	19	28	26	13	3	1	0	0	0	0	0	0	0	0	0	0	0	107	35.4	25 to 35	68.2	17	15.9
08/02/2022	11:00	8	12	22	30	39	17	3	3	1	0	0	0	0	0	0	0	0	0	0	135	36.2	25 to 35	67.4	24	17.8
08/02/2022	12:00	5	8	14	29	40	25	9	0	0	0	0	0	0	0	0	0	0	0	0	130	37.8	30 to 40	72.3	34	26.2
08/02/2022	13:00	2	3	16	39	39	29	14	1	2	0	0	0	0	0	0	0	0	0	0	145	39.1	30 to 40	73.8	46	31.7
08/02/2022	14:00	4	7	12	38	31	25	13	5	0	0	0	0	0	0	0	0	0	0	0	135	39.6	30 to 40	69.6	43	31.9
08/02/2022	15:00	4	3	17	47	63	30	17	4	1	0	0	0	0	0	0	0	0	0	0	186	39	30 to 40	75.3	52	28.0
08/02/2022	16:00	4	10	17	65	69	31	18	3	0	0	0	0	0	0	0	0	0	0	0	217	38.1	30 to 40	76.0	52	24.0
08/02/2022	17:00	2	3	14	80	100	39	11	3	0	0	0	0	0	0	0	0	0	0	0	252	36.9	30 to 40	86.9	53	21.0
08/02/2022	18:00	2	9	8	58	59	24	13	3	0	0	0	0	0	0	0	0	0	0	0	176	37.9	30 to 40	80.1	40	22.7
08/02/2022	19:00	0	1	1	40	49	16	12	1	0	0	0	0	0	0	0	0	0	0	0	120	38.4	30 to 40	87.5	29	24.2
08/02/2022	20:00	0	1	0	18	20	12	11	0	1	0	0	0	0	0	0	0	0	0	0	63	41.4	30 to 40	79.4	24	38.1
08/02/2022	21:00	1	0	1	12	13	13	8	2	0	0	0	0	0	0	0	0	0	0	0	50	41.2	30 to 40	76.0	23	46.0
08/02/2022	22:00	0	0	0	18	17	8	7	3	0	0	0	0	0	0	0	0	0	0	0	53	41.4	30 to 40	81.1	18	34.0
08/02/2022	23:00	0	0	1	3	6	2	5	1	0	0	0	0	0	0	0	0	0	0	0	18	43	35 to 45	72.2	8	44.4
24 Hr Summary		53	110	209	665	722	400	184	46	8	1	1	0	0	0	0	0	0	0	0	2399	38.5	30 to 40	74.5	640	26.7

Incoming Histogram

Feb 22 non flashing westfield road  
after the BC changes

from Fri-Jan-14-2022-12-00-PM to Mon-Feb-14-2022-11-59-AM

Date	Starting Hr:min	<15	15 to <20	20 to <25	25 to <30	30 to <35	35 to <40	40 to <45	45 to <50	50 to <55	55 to <60	60 to <65	65 to <70	70 to <75	75 to <80	80 to <85	85 to <90	90 to <95	95 to <100	100 to >105	Total Counts	85pct Speed	10MPH Pace	% in pace	# of Speeders	% Speeders	
09/02/2022	00:00	0	0	0	1	2	1	0	1	1	0	1	0	0	0	0	0	0	0	0	0	7	55	30 to 40	57.1	4	57.1
09/02/2022	01:00	0	0	0	0	0	0	0	1	0	0	0	0	0	0	0	0	0	0	0	0	1	50	40 to 50	100.0	1	100.0
09/02/2022	02:00	0	0	2	0	0	0	0	0	0	0	0	0	0	0	0	0	0	0	0	0	2	25	15 to 25	100.0	*	*
09/02/2022	03:00	0	0	1	0	2	0	1	0	0	0	0	0	0	0	0	0	0	0	0	0	4	35	25 to 35	75.0	1	25.0
09/02/2022	04:00	0	2	1	1	3	0	0	2	0	0	0	0	0	0	0	0	0	0	0	0	9	47.5	25 to 35	55.6	2	22.2
09/02/2022	05:00	1	6	4	3	4	5	0	0	0	1	0	0	0	0	0	0	0	0	0	0	24	37	20 to 30	54.2	6	25.0
09/02/2022	06:00	0	1	7	12	8	3	2	1	0	1	0	0	0	0	0	0	0	0	0	0	35	38.3	25 to 35	77.1	7	20.0
09/02/2022	07:00	1	11	16	44	56	29	5	3	0	0	0	0	0	0	0	0	0	0	0	0	165	37.1	30 to 40	78.2	37	22.4
09/02/2022	08:00	8	27	30	47	42	28	17	2	1	0	0	0	0	0	0	0	0	0	0	0	202	38.2	25 to 35	58.9	48	23.8
09/02/2022	09:00	5	7	16	29	32	21	10	1	1	0	0	0	0	0	0	0	0	0	0	0	122	38.6	30 to 40	67.2	33	27.0
09/02/2022	10:00	4	7	11	21	33	10	7	1	0	0	0	0	0	0	0	0	0	0	0	0	94	37	25 to 35	69.1	18	19.1
09/02/2022	11:00	9	10	9	29	32	34	7	1	0	0	0	0	0	0	0	0	0	0	0	0	131	38.2	30 to 40	72.5	42	32.1
09/02/2022	12:00	5	3	14	52	35	12	6	2	3	0	0	0	0	0	0	0	0	0	0	0	132	36.2	25 to 35	76.5	23	17.4
09/02/2022	13:00	6	7	9	36	45	28	11	1	0	0	0	0	0	0	0	0	0	0	0	0	143	38.4	30 to 40	76.2	40	28.0
09/02/2022	14:00	3	5	10	23	57	27	11	4	0	1	0	0	0	0	0	0	0	0	0	0	141	39.1	30 to 40	75.9	43	30.5
09/02/2022	15:00	1	7	19	48	66	33	13	3	0	0	1	0	0	0	0	0	0	0	0	0	191	38.2	30 to 40	77.0	50	26.2
09/02/2022	16:00	5	6	11	50	84	47	15	2	0	0	0	0	0	0	0	0	0	0	0	0	220	38.3	30 to 40	82.3	64	29.1
09/02/2022	17:00	1	6	20	80	85	42	8	0	0	0	0	0	0	0	0	0	0	0	0	0	242	36.7	30 to 40	85.5	50	20.7
09/02/2022	18:00	2	4	8	70	57	37	16	5	0	0	0	0	0	0	0	0	0	0	0	0	199	38.8	30 to 40	82.4	58	29.1
09/02/2022	19:00	2	1	12	39	40	23	6	4	0	0	1	0	0	0	0	0	0	0	0	0	128	38.3	30 to 40	79.7	34	26.6
09/02/2022	20:00	1	1	4	16	23	29	7	2	0	0	0	0	0	0	0	0	0	0	0	0	83	39.5	30 to 40	81.9	38	45.8
09/02/2022	21:00	0	0	1	8	10	12	3	3	1	0	0	0	0	0	0	0	0	0	0	0	38	41.7	30 to 40	78.9	19	50.0
09/02/2022	22:00	0	0	0	10	9	11	6	2	0	0	0	0	0	0	0	0	0	0	0	0	38	41.7	30 to 40	78.9	19	50.0
09/02/2022	23:00	0	1	0	10	11	8	5	2	0	0	0	0	0	0	0	0	0	0	0	0	37	41	30 to 40	78.4	15	40.5
24 Hr Summary		54	112	205	629	736	440	156	43	7	3	3	0	0	0	0	0	0	0	0	0	2388	38.3	30 to 40	75.6	652	27.3

Incoming Histogram

Feb 22 non flashing westfield road  
after the BC changes

from Fri-Jan-14-2022-12-00-PM to Mon-Feb-14-2022-11-59-AM

Date	Starting Hr:min	<15	15 to <20	20 to <25	25 to <30	30 to <35	35 to <40	40 to <45	45 to <50	50 to <55	55 to <60	60 to <65	65 to <70	70 to <75	75 to <80	80 to <85	85 to <90	90 to <95	95 to <100	100 to >105	Total Counts	85pct Speed	10MPH Pace	% in pace	# of Speeders	% Speeders
10/02/2022	00:00	0	0	0	2	0	3	1	1	0	0	0	0	0	0	0	0	0	0	0	7	45	30 to 40	71.4	5	71.4
10/02/2022	01:00	0	0	0	0	1	0	0	1	1	0	0	0	0	0	0	0	0	0	0	3	55	45 to 55	66.7	2	66.7
10/02/2022	02:00	0	0	1	1	1	0	0	0	0	0	0	0	0	0	0	0	0	0	0	3	35	25 to 35	100.0	*	*
10/02/2022	03:00	0	0	1	0	0	0	0	0	1	0	0	0	0	0	0	0	0	0	0	2	55	15 to 25	50.0	1	50.0
10/02/2022	04:00	1	1	1	1	3	0	1	1	0	0	0	0	0	0	0	0	0	0	0	9	45	25 to 35	55.6	2	22.2
10/02/2022	05:00	0	5	6	6	4	5	0	0	0	0	1	0	0	0	0	0	0	0	0	27	37	20 to 30	63.0	6	22.2
10/02/2022	06:00	0	4	6	9	12	3	4	1	0	0	0	0	0	0	0	0	0	0	0	39	38.3	25 to 35	69.2	8	20.5
10/02/2022	07:00	2	10	21	55	36	23	9	2	1	0	1	0	0	0	0	0	0	0	0	160	37.6	30 to 40	71.3	36	22.5
10/02/2022	08:00	6	21	23	43	62	41	7	3	1	0	0	0	0	0	0	0	0	0	0	207	37.6	30 to 40	70.5	52	25.1
10/02/2022	09:00	0	8	24	33	35	23	10	2	0	0	0	0	0	0	0	0	0	0	0	135	38.3	25 to 35	68.1	35	25.9
10/02/2022	10:00	2	7	17	24	25	18	10	4	0	1	0	0	0	0	0	0	0	0	0	108	39.7	30 to 40	62.0	33	30.6
10/02/2022	11:00	6	8	11	45	38	14	4	1	0	0	0	0	0	0	0	0	0	0	0	127	35	30 to 40	76.4	19	15.0
10/02/2022	12:00	10	15	14	47	49	25	8	2	0	0	0	0	0	0	0	0	0	0	0	170	36.8	30 to 40	71.2	35	20.6
10/02/2022	13:00	4	8	7	31	47	30	7	2	0	0	0	0	0	0	0	0	0	0	0	136	38.2	30 to 40	79.4	39	28.7
10/02/2022	14:00	2	9	9	35	45	20	10	3	0	0	0	0	0	0	0	0	0	0	0	133	38.2	30 to 40	75.2	33	24.8
10/02/2022	15:00	3	9	20	59	58	21	14	0	1	0	0	0	0	0	0	0	0	0	0	185	36.9	30 to 40	74.6	36	19.5
10/02/2022	16:00	3	8	6	50	75	36	12	4	0	0	0	0	0	0	0	0	0	0	0	194	38.2	30 to 40	83.0	52	26.8
10/02/2022	17:00	3	1	20	75	92	56	9	2	0	0	0	0	0	0	0	0	0	0	0	258	37.5	30 to 40	86.4	67	26.0
10/02/2022	18:00	2	4	14	62	57	36	4	4	1	0	0	0	0	0	0	0	0	0	0	184	37.4	30 to 40	84.2	45	24.5
10/02/2022	19:00	2	1	14	43	54	17	9	0	0	0	0	0	0	0	0	0	0	0	0	140	36.5	30 to 40	81.4	26	18.6
10/02/2022	20:00	0	0	3	18	16	19	10	7	0	0	1	0	0	0	0	0	0	0	0	74	43.5	30 to 40	71.6	37	50.0
10/02/2022	21:00	1	0	1	13	26	13	5	2	0	0	0	0	0	0	0	0	0	0	0	61	39.2	30 to 40	85.2	20	32.8
10/02/2022	22:00	0	0	1	15	12	8	5	1	2	1	0	0	0	0	0	0	0	0	0	45	42	30 to 40	77.8	17	37.8
10/02/2022	23:00	0	0	0	7	5	6	5	0	1	0	0	0	0	0	0	0	0	0	0	24	42	30 to 40	75.0	12	50.0
24 Hr Summary		47	119	220	674	753	417	144	43	9	2	3	0	0	0	0	0	0	0	0	2431	38	30 to 40	75.9	618	25.4

Incoming Histogram

Feb 22 non flashing westfield road  
after the BC changes

from Fri-Jan-14-2022-12-00-PM to Mon-Feb-14-2022-11-59-AM

Date	Starting Hr:min	<15	15 to <20	20 to <25	25 to <30	30 to <35	35 to <40	40 to <45	45 to <50	50 to <55	55 to <60	60 to <65	65 to <70	70 to <75	75 to <80	80 to <85	85 to <90	90 to <95	95 to <100	100 to >105	Total Counts	85pct Speed	10MPH Pace	% in pace	# of Speeders	% Speeders
11/02/2022	00:00	0	0	0	1	1	2	3	1	0	0	0	0	0	0	0	0	0	0	0	8	45	35 to 45	75.0	6	75.0
11/02/2022	01:00	0	1	0	1	2	1	0	0	0	0	0	0	0	0	0	0	0	0	0	5	35	30 to 40	80.0	1	20.0
11/02/2022	02:00	0	0	0	0	0	0	0	0	0	0	0	0	0	0	0	0	0	0	0	0	0	*	*	*	*
11/02/2022	03:00	0	0	0	2	1	2	0	1	0	0	0	0	0	0	0	0	0	0	0	6	40	30 to 40	83.3	3	50.0
11/02/2022	04:00	0	0	0	1	5	2	1	1	0	0	0	0	0	0	0	0	0	0	0	10	40	30 to 40	80.0	4	40.0
11/02/2022	05:00	0	0	3	2	9	4	2	1	0	0	0	0	1	0	0	0	0	0	0	22	42.5	30 to 40	68.2	8	36.4
11/02/2022	06:00	3	4	6	7	5	5	0	2	0	0	0	0	0	0	0	0	0	0	0	32	37	25 to 35	56.3	7	21.9
11/02/2022	07:00	2	6	18	33	34	20	12	5	0	0	0	0	0	0	0	0	0	0	0	130	39.2	30 to 40	66.9	37	28.5
11/02/2022	08:00	2	12	26	36	62	38	14	3	0	0	0	0	0	0	0	0	0	0	0	193	38.4	30 to 40	70.5	55	28.5
11/02/2022	09:00	1	9	14	25	24	25	8	1	0	0	0	0	0	0	0	0	0	0	0	107	38.6	30 to 40	69.2	34	31.8
11/02/2022	10:00	7	4	14	23	35	24	11	1	0	0	0	0	0	0	0	0	0	0	0	119	38.8	30 to 40	68.9	36	30.3
11/02/2022	11:00	3	12	8	29	40	26	8	2	0	0	0	0	0	0	0	0	0	0	0	128	38.3	30 to 40	74.2	36	28.1
11/02/2022	12:00	5	13	11	32	45	28	8	1	0	0	0	0	0	0	0	0	0	0	0	143	37.9	30 to 40	73.4	37	25.9
11/02/2022	13:00	3	10	18	29	47	33	19	1	0	0	0	0	0	0	0	0	0	0	0	160	39.4	30 to 40	68.1	53	33.1
11/02/2022	14:00	1	3	10	34	38	22	13	6	0	0	0	0	0	0	0	0	0	0	0	127	40	30 to 40	74.0	41	32.3
11/02/2022	15:00	2	2	11	48	66	39	23	4	1	0	0	0	0	0	0	0	0	0	0	196	39.9	30 to 40	78.1	67	34.2
11/02/2022	16:00	3	7	5	45	62	49	18	3	3	0	0	0	0	0	0	0	0	0	0	195	39.5	30 to 40	80.0	73	37.4
11/02/2022	17:00	3	4	9	53	98	44	20	5	0	0	0	0	0	0	0	0	0	0	0	236	38.9	30 to 40	82.6	69	29.2
11/02/2022	18:00	1	4	8	60	67	46	10	4	0	1	0	0	0	0	0	0	0	0	0	201	38.4	30 to 40	86.1	61	30.3
11/02/2022	19:00	0	1	2	29	41	30	9	1	2	0	0	0	0	0	0	0	0	0	0	115	39.2	30 to 40	87.0	42	36.5
11/02/2022	20:00	1	1	3	7	27	16	14	2	0	1	0	0	0	0	0	0	0	0	0	72	42.1	35 to 45	79.2	33	45.8
11/02/2022	21:00	0	2	1	5	9	11	2	0	0	0	0	0	0	0	0	0	0	0	0	30	39.1	30 to 40	83.3	13	43.3
11/02/2022	22:00	0	0	1	12	11	12	3	5	1	0	0	1	0	0	0	0	0	0	0	46	45	30 to 40	76.1	22	47.8
11/02/2022	23:00	0	0	3	6	10	7	7	2	0	0	0	0	0	0	0	0	0	0	0	35	42.9	35 to 45	68.6	16	45.7
24 Hr Summary		37	95	171	520	739	486	205	52	7	2	0	1	1	0	0	0	0	0	0	2316	39.2	30 to 40	75.3	754	32.6

Incoming Histogram

Feb 22 non flashing westfield road  
after the BC changes

from Fri-Jan-14-2022-12-00-PM to Mon-Feb-14-2022-11-59-AM

Date	Starting Hr:min	<15	15 to <20	20 to <25	25 to <30	30 to <35	35 to <40	40 to <45	45 to <50	50 to <55	55 to <60	60 to <65	65 to <70	70 to <75	75 to <80	80 to <85	85 to <90	90 to <95	95 to <100	100 to >105	Total Counts	85pct Speed	10MPH Pace	% in pace	# of Speeders	% Speeders	
12/02/2022	00:00	0	0	0	1	4	0	3	1	1	0	0	0	0	0	0	0	0	0	0	0	10	45	35 to 45	70.0	5	50.0
12/02/2022	01:00	0	0	3	1	2	2	0	0	0	0	1	0	0	0	0	0	0	0	0	0	9	40	25 to 35	66.7	3	33.3
12/02/2022	02:00	0	0	0	0	0	0	0	1	1	0	0	0	0	0	0	0	0	0	0	0	2	55	45 to 55	100.0	2	100.0
12/02/2022	03:00	0	0	1	2	1	0	1	0	0	0	0	0	0	0	0	0	0	0	0	0	5	35	25 to 35	80.0	1	20.0
12/02/2022	04:00	0	0	0	4	1	0	1	0	0	0	0	0	0	0	0	0	0	0	0	0	6	35	25 to 35	83.3	1	16.7
12/02/2022	05:00	0	1	0	1	2	4	0	0	0	0	0	0	0	0	0	0	0	0	0	0	8	38.8	30 to 40	87.5	4	50.0
12/02/2022	06:00	0	2	0	0	1	2	1	1	0	0	0	0	0	0	0	0	0	0	0	0	7	45	35 to 45	57.1	4	57.1
12/02/2022	07:00	0	0	1	5	8	4	1	2	0	1	0	0	0	0	0	0	0	0	0	0	22	45	30 to 40	77.3	8	36.4
12/02/2022	08:00	0	0	1	17	6	10	3	3	0	0	0	0	0	0	0	0	0	0	0	0	40	40	30 to 40	82.5	16	40.0
12/02/2022	09:00	1	0	12	14	32	23	12	5	1	0	0	0	0	0	0	0	0	0	0	0	100	41.2	30 to 40	69.0	41	41.0
12/02/2022	10:00	3	1	6	33	37	27	9	5	0	0	0	0	0	0	0	0	0	0	0	0	121	39.3	30 to 40	80.2	41	33.9
12/02/2022	11:00	1	4	9	40	51	29	14	0	0	0	0	0	0	0	0	0	0	0	0	0	148	38.6	30 to 40	81.1	43	29.1
12/02/2022	12:00	1	4	10	43	52	34	7	2	0	0	0	0	0	0	0	0	0	0	0	0	153	37.9	30 to 40	84.3	43	28.1
12/02/2022	13:00	1	5	8	19	34	38	15	8	1	0	0	0	0	0	0	0	0	0	0	0	129	41.7	30 to 40	70.5	62	48.1
12/02/2022	14:00	1	2	9	29	52	27	15	6	3	0	0	0	0	0	0	0	0	0	0	0	144	40.7	30 to 40	75.0	51	35.4
12/02/2022	15:00	0	1	10	35	46	33	15	5	2	0	0	0	0	0	0	0	0	0	0	0	147	40	30 to 40	77.6	55	37.4
12/02/2022	16:00	1	1	5	35	39	24	9	4	0	0	0	0	0	0	0	0	0	0	0	0	118	39	30 to 40	83.1	37	31.4
12/02/2022	17:00	0	1	2	37	54	21	20	7	1	0	0	0	0	0	0	0	0	0	0	0	143	41.8	30 to 40	78.3	49	34.3
12/02/2022	18:00	0	0	3	22	42	25	11	4	2	0	0	0	0	0	0	0	0	0	0	0	109	40.5	30 to 40	81.7	42	38.5
12/02/2022	19:00	0	2	2	17	16	14	11	3	2	1	0	0	0	0	0	0	0	0	0	0	68	43.2	30 to 40	69.1	31	45.6
12/02/2022	20:00	0	1	0	15	19	9	8	4	3	1	0	0	0	0	0	0	0	0	0	0	60	44.4	30 to 40	71.7	25	41.7
12/02/2022	21:00	0	0	2	10	10	6	4	4	2	0	0	0	0	0	0	0	0	0	0	0	38	45	30 to 40	68.4	16	42.1
12/02/2022	22:00	3	0	3	6	7	10	1	3	2	0	0	0	0	0	0	0	0	0	0	0	35	45	30 to 40	65.7	16	45.7
12/02/2022	23:00	4	0	0	6	11	8	9	1	0	0	0	0	0	0	0	0	0	0	0	0	39	42.2	35 to 45	71.8	18	46.2
24 Hr Summary		16	25	87	392	527	350	170	69	21	3	1	0	0	0	0	0	0	0	0	0	1661	40.4	30 to 40	76.4	614	37.0

Incoming Histogram

Feb 22 non flashing westfield road  
after the BC changes

from Fri-Jan-14-2022-12-00-PM to Mon-Feb-14-2022-11-59-AM

Date	Starting Hr:min	<15	15 to <20	20 to <25	25 to <30	30 to <35	35 to <40	40 to <45	45 to <50	50 to <55	55 to <60	60 to <65	65 to <70	70 to <75	75 to <80	80 to <85	85 to <90	90 to <95	95 to <100	100 to >105	Total Counts	85pct Speed	10MPH Pace	% in pace	# of Speeders	% Speeders
13/02/2022	00:00	0	0	0	1	2	1	0	2	1	0	1	0	0	0	0	0	0	0	0	8	55	30 to 40	50.0	5	62.5
13/02/2022	01:00	6	1	0	0	4	3	2	0	0	0	0	0	0	0	0	0	0	0	0	16	40	35 to 45	56.3	5	31.3
13/02/2022	02:00	0	0	0	0	1	1	1	0	0	0	0	0	0	0	0	0	0	0	0	3	45	35 to 45	100.0	2	66.7
13/02/2022	03:00	0	0	1	0	0	2	0	0	0	0	0	0	0	0	0	0	0	0	0	3	40	30 to 40	66.7	2	66.7
13/02/2022	04:00	0	0	0	0	0	1	0	0	0	0	0	0	0	0	0	0	0	0	0	1	40	30 to 40	100.0	1	100.0
13/02/2022	05:00	0	0	0	0	1	2	0	0	1	0	0	0	0	0	0	0	0	0	0	4	40	30 to 40	75.0	3	75.0
13/02/2022	06:00	0	0	0	0	4	1	2	1	0	0	0	0	0	0	0	0	0	0	0	8	45	35 to 45	87.5	4	50.0
13/02/2022	07:00	0	0	0	2	5	1	2	0	1	0	0	0	0	0	0	0	0	0	0	11	42.5	30 to 40	72.7	4	36.4
13/02/2022	08:00	0	0	2	7	8	8	6	1	1	0	0	0	0	0	0	0	0	0	0	33	42.5	30 to 40	69.7	16	48.5
13/02/2022	09:00	0	0	4	14	26	23	3	2	0	0	0	0	0	0	0	0	0	0	0	72	38.7	30 to 40	87.5	28	38.9
13/02/2022	10:00	0	2	8	16	29	23	9	2	1	0	0	0	0	0	0	0	0	0	0	90	39.6	30 to 40	75.6	35	38.9
13/02/2022	11:00	0	1	5	35	48	38	11	3	0	0	0	0	0	0	0	0	0	0	0	141	39.1	30 to 40	85.8	52	36.9
13/02/2022	12:00	40	6	6	27	49	35	9	3	1	0	0	0	0	0	0	0	0	0	0	176	38.1	30 to 40	63.1	48	27.3
13/02/2022	13:00	76	20	4	14	13	16	8	4	0	0	0	0	0	0	0	0	0	0	0	155	36.6	10 to 20	61.9	28	18.1
13/02/2022	14:00	92	18	6	20	22	14	4	2	0	0	0	0	0	0	0	0	0	0	0	178	33.4	10 to 20	61.8	20	11.2
13/02/2022	15:00	193	44	11	12	15	13	8	0	0	0	0	0	0	0	0	0	0	0	0	296	26.7	10 to 20	80.1	21	7.1
13/02/2022	16:00	58	10	2	21	24	20	5	5	0	0	0	0	0	0	0	0	0	0	0	145	37	10 to 20	46.9	30	20.7
13/02/2022	17:00	30	2	2	17	29	18	5	3	1	0	0	0	0	0	0	0	0	0	0	107	38.1	30 to 40	59.8	27	25.2
13/02/2022	18:00	11	0	3	15	30	16	10	6	0	0	0	0	0	0	0	0	0	0	0	91	41	30 to 40	67.0	32	35.2
13/02/2022	19:00	0	0	4	15	14	18	9	2	1	0	0	0	0	0	0	0	0	0	0	63	41.7	30 to 40	74.6	30	47.6
13/02/2022	20:00	0	1	0	12	14	9	4	0	0	0	0	0	0	0	0	0	0	0	0	40	38.9	30 to 40	87.5	13	32.5
13/02/2022	21:00	0	0	1	5	13	10	4	0	0	0	0	0	0	0	0	0	0	0	0	33	39.5	30 to 40	84.8	14	42.4
13/02/2022	22:00	10	0	1	14	8	2	0	1	0	0	0	0	0	0	0	0	0	0	0	36	33.8	30 to 40	66.7	3	8.3
13/02/2022	23:00	6	0	0	0	3	3	1	1	1	1	0	0	0	0	0	0	0	0	0	16	50	35 to 45	43.8	7	43.8
24 Hr Summary		522	105	60	247	362	278	103	38	9	1	1	0	0	0	0	0	0	0	0	1726	38.1	30 to 40	51.4	430	24.9

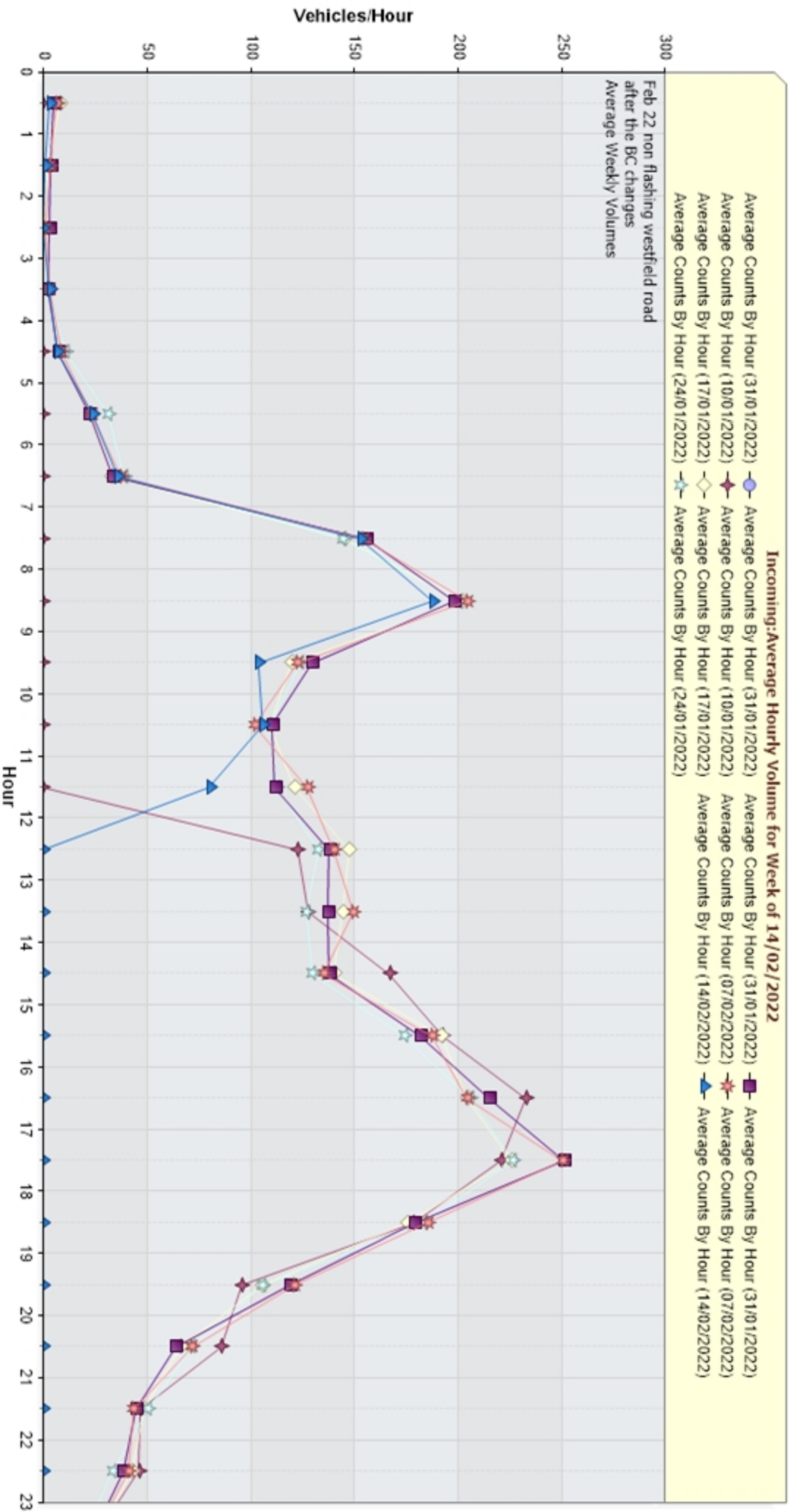
Incoming Histogram

Feb 22 non flashing westfield road  
after the BC changes

from Fri-Jan-14-2022-12-00-PM to Mon-Feb-14-2022-11-59-AM

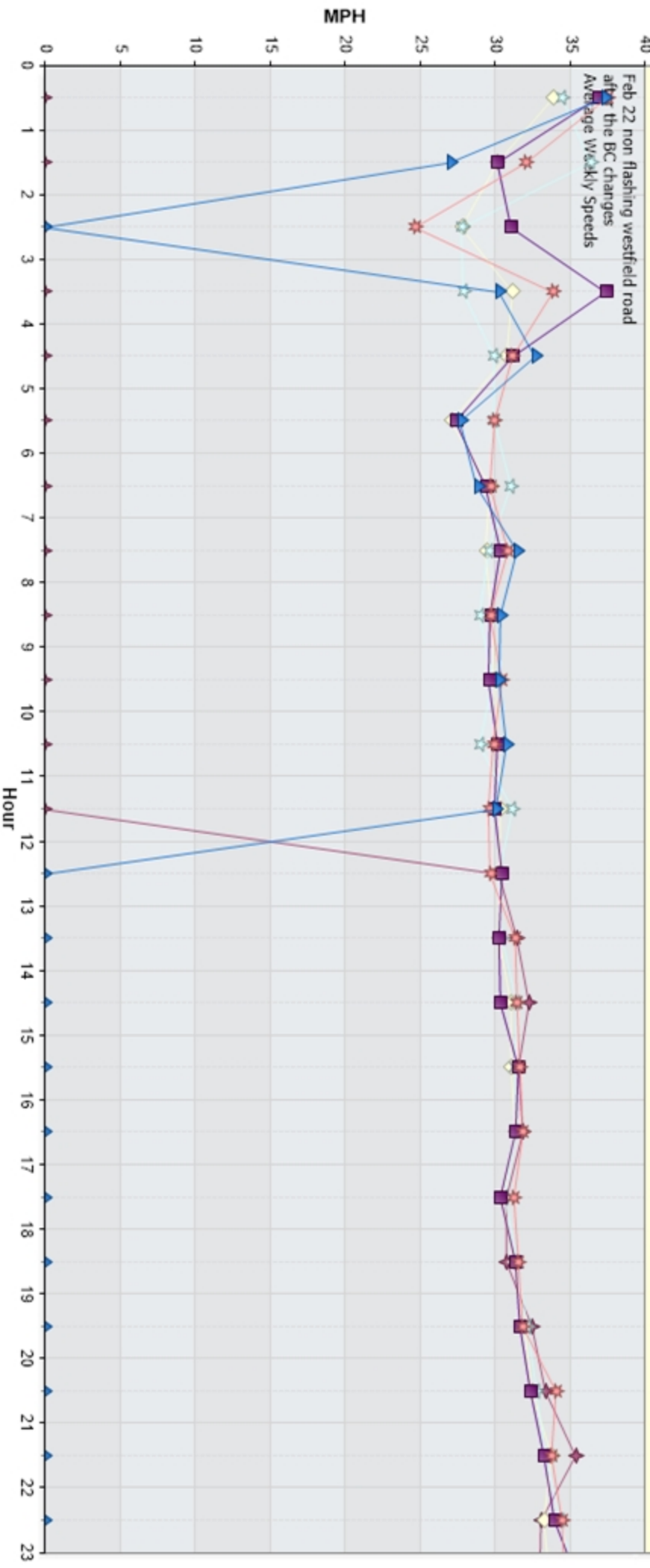
Date	Starting Hr:min	<15	15 to <20	20 to <25	25 to <30	30 to <35	35 to <40	40 to <45	45 to <50	50 to <55	55 to <60	60 to <65	65 to <70	70 to <75	75 to <80	80 to <85	85 to <90	90 to <95	95 to <100	100 to >105	Total Counts	85pct Speed	10MPH Pace	% in pace	# of Speeders	% Speeders	
14/02/2022	00:00	0	0	0	0	0	3	0	0	0	0	0	0	0	0	0	0	0	0	0	0	3	40	30 to 40	100.0	3	100.0
14/02/2022	01:00	0	0	0	1	0	0	0	0	0	0	0	0	0	0	0	0	0	0	0	0	1	30	20 to 30	100.0	*	*
14/02/2022	02:00	0	0	0	0	0	0	0	0	0	0	0	0	0	0	0	0	0	0	0	0	0	0	*	*	*	*
14/02/2022	03:00	0	0	0	2	0	1	0	0	0	0	0	0	0	0	0	0	0	0	0	0	3	40	30 to 40	100.0	1	33.3
14/02/2022	04:00	0	1	0	2	1	1	1	1	0	0	0	0	0	0	0	0	0	0	0	0	7	45	30 to 40	57.1	3	42.9
14/02/2022	05:00	1	3	6	4	5	4	0	1	0	0	0	0	0	0	0	0	0	0	0	0	24	36.2	25 to 35	62.5	5	20.8
14/02/2022	06:00	3	3	3	10	7	7	3	0	0	0	0	0	0	0	0	0	0	0	0	0	36	38.6	30 to 40	66.7	10	27.8
14/02/2022	07:00	3	3	17	42	36	39	10	3	0	0	0	0	0	0	0	0	0	0	0	0	153	38.7	30 to 40	76.5	52	34.0
14/02/2022	08:00	8	14	24	32	58	34	14	3	1	0	0	0	0	0	0	0	0	0	0	0	188	38.5	30 to 40	66.0	52	27.7
14/02/2022	09:00	3	12	11	23	24	15	13	3	0	0	0	0	0	0	0	0	0	0	0	0	104	40	30 to 40	59.6	31	29.8
14/02/2022	10:00	2	5	12	29	27	21	8	1	1	0	0	0	0	0	0	0	0	0	0	0	106	38.6	30 to 40	72.6	31	29.2
14/02/2022	11:00	1	3	6	32	23	11	3	1	0	0	0	0	0	0	0	0	0	0	0	0	80	36.4	30 to 40	82.5	15	18.8
14/02/2022	12:00	*	*	*	*	*	*	*	*	*	*	*	*	*	*	*	*	*	*	*	*	*	*	*	*	*	*
14/02/2022	13:00	*	*	*	*	*	*	*	*	*	*	*	*	*	*	*	*	*	*	*	*	*	*	*	*	*	*
14/02/2022	14:00	*	*	*	*	*	*	*	*	*	*	*	*	*	*	*	*	*	*	*	*	*	*	*	*	*	*
14/02/2022	15:00	*	*	*	*	*	*	*	*	*	*	*	*	*	*	*	*	*	*	*	*	*	*	*	*	*	*
14/02/2022	16:00	*	*	*	*	*	*	*	*	*	*	*	*	*	*	*	*	*	*	*	*	*	*	*	*	*	*
14/02/2022	17:00	*	*	*	*	*	*	*	*	*	*	*	*	*	*	*	*	*	*	*	*	*	*	*	*	*	*
14/02/2022	18:00	*	*	*	*	*	*	*	*	*	*	*	*	*	*	*	*	*	*	*	*	*	*	*	*	*	*
14/02/2022	19:00	*	*	*	*	*	*	*	*	*	*	*	*	*	*	*	*	*	*	*	*	*	*	*	*	*	*
14/02/2022	20:00	*	*	*	*	*	*	*	*	*	*	*	*	*	*	*	*	*	*	*	*	*	*	*	*	*	*
14/02/2022	21:00	*	*	*	*	*	*	*	*	*	*	*	*	*	*	*	*	*	*	*	*	*	*	*	*	*	*
14/02/2022	22:00	*	*	*	*	*	*	*	*	*	*	*	*	*	*	*	*	*	*	*	*	*	*	*	*	*	*
14/02/2022	23:00	*	*	*	*	*	*	*	*	*	*	*	*	*	*	*	*	*	*	*	*	*	*	*	*	*	*
24 Hr Summary		21	44	79	177	181	136	52	13	2	0	0	0	0	0	0	0	0	0	0	0	705	38.6	30 to 40	70.1	203	28.8

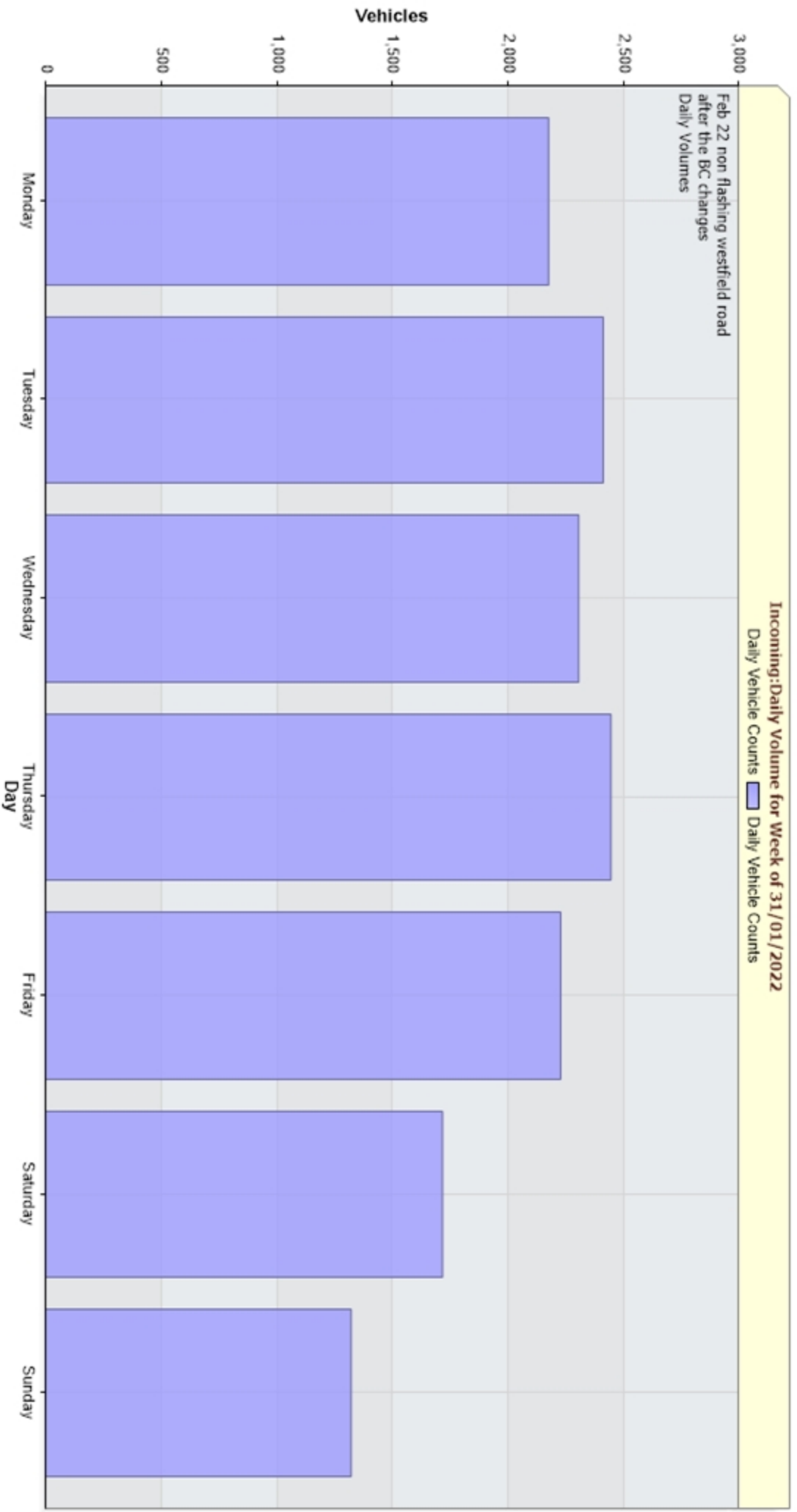




**Incoming: Average Hourly WEEKDAY Speeds for Week of 14/02/2022**

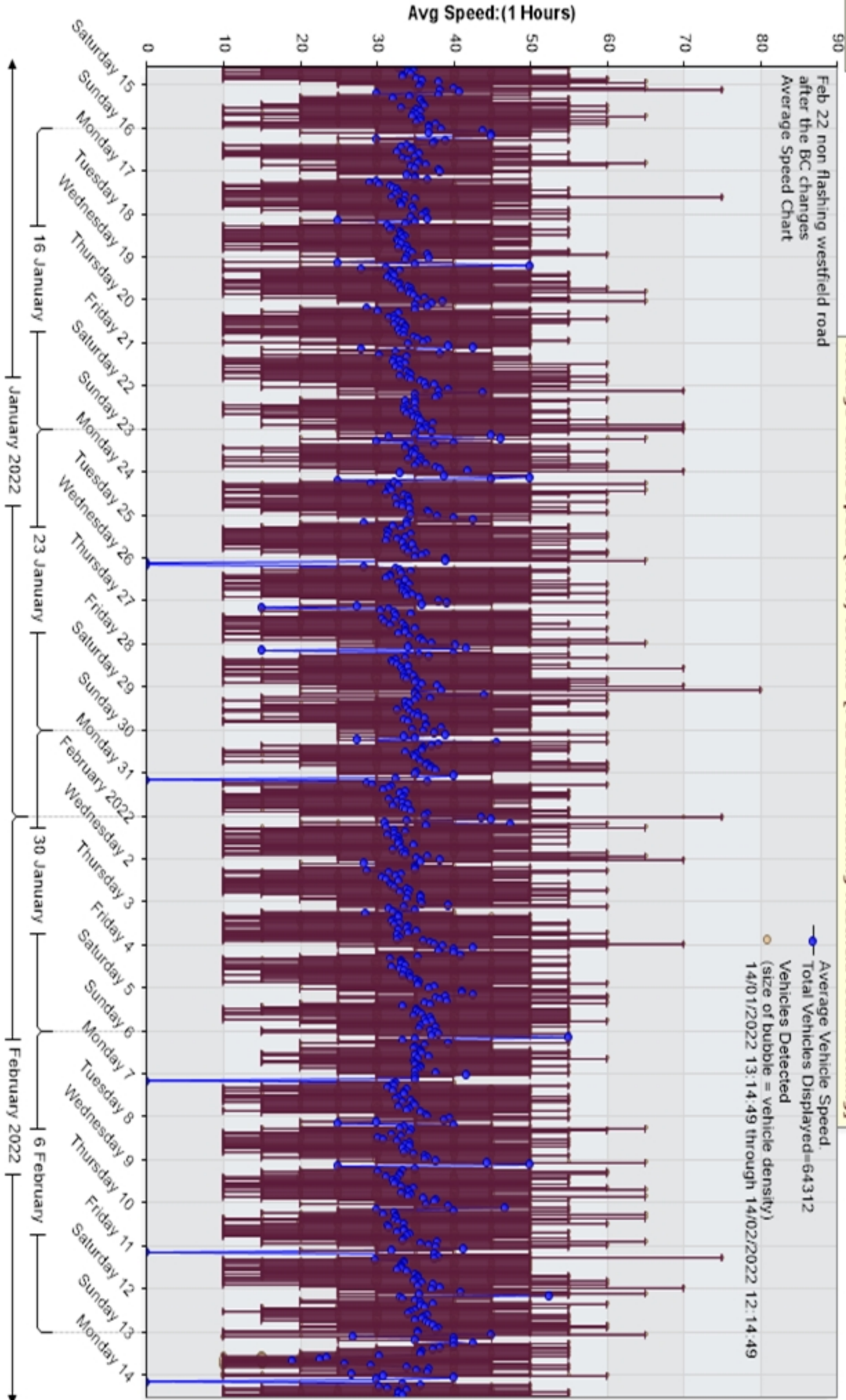
Average Hourly WEEKDAY Speeds By Hour (31/01/2022)    Average Hourly WEEKDAY Speeds By Hour (10/01/2022)  
 Average Hourly WEEKDAY Speeds By Hour (10/01/2022)    Average Hourly WEEKDAY Speeds By Hour (17/01/2022)  
 Average Hourly WEEKDAY Speeds By Hour (17/01/2022)    Average Hourly WEEKDAY Speeds By Hour (24/01/2022)  
 Average Hourly WEEKDAY Speeds By Hour (24/01/2022)    Average Hourly WEEKDAY Speeds By Hour (31/01/2022)  
 Average Hourly WEEKDAY Speeds By Hour (31/01/2022)    Average Hourly WEEKDAY Speeds By Hour (07/02/2022)  
 Average Hourly WEEKDAY Speeds By Hour (07/02/2022)    Average Hourly WEEKDAY Speeds By Hour (14/02/2022)





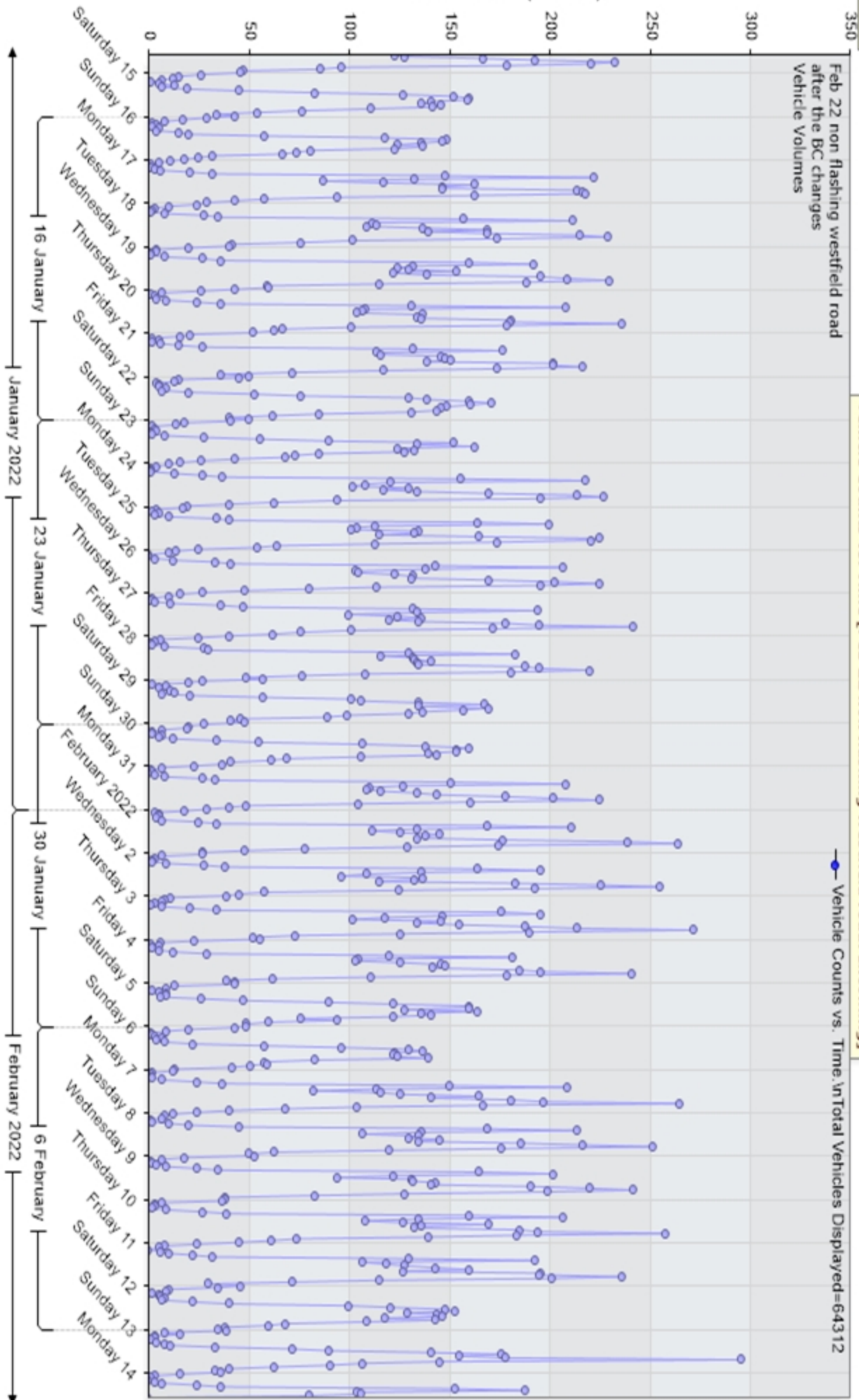
Zoom help

Average Vehicle Speed (MPH) vs. Time [Feb 22 non flashing westfield road:Incoming]



Zoom help

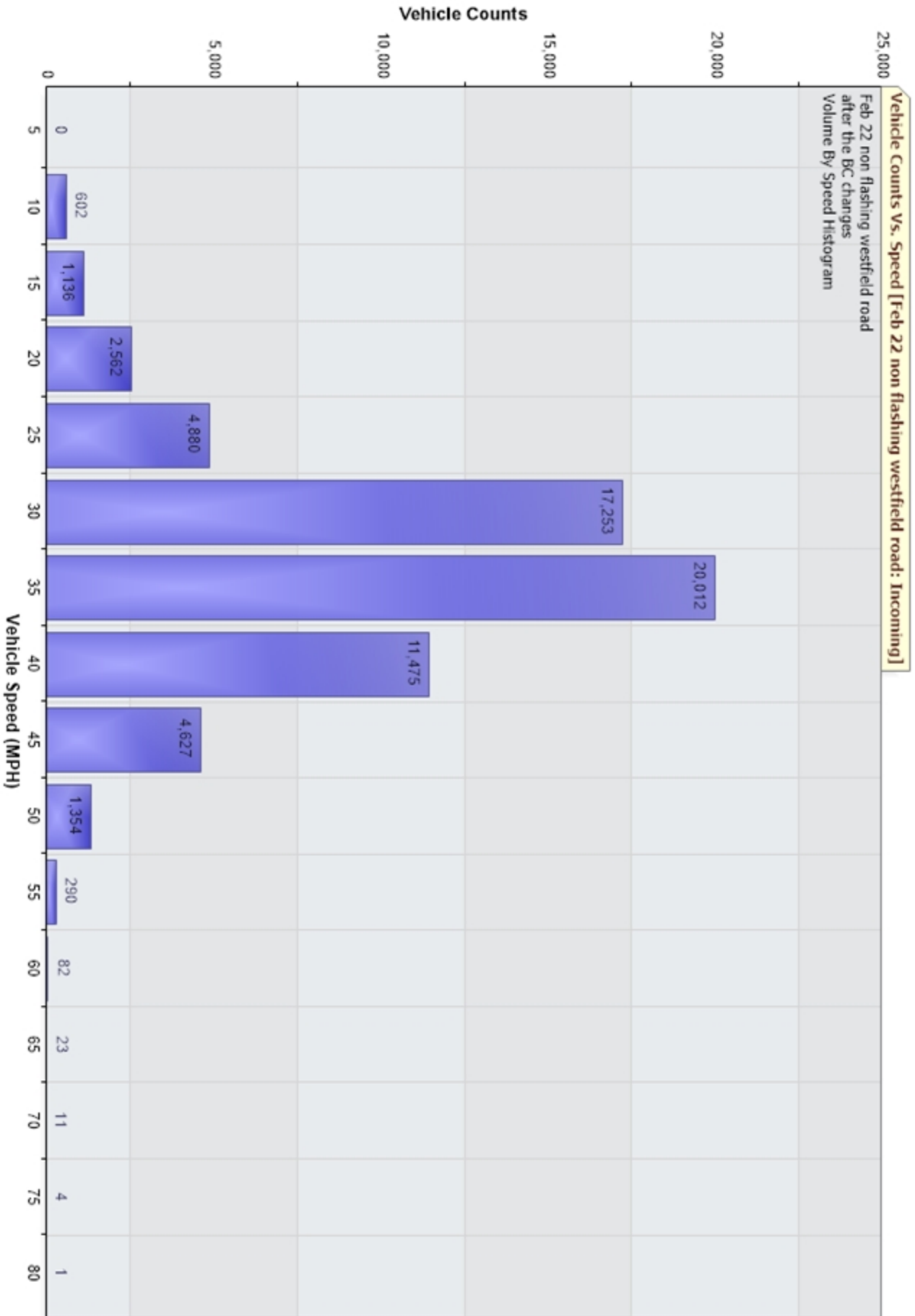
### Vehicle Counts (1 Hours)



Vehicle Counts vs. Time [Feb 22 non flashing westfield road: Incoming]

16 January | January 2022 | 23 January | 30 January | February 2022 | 6 February





64,312 Counts

