For Project:	2023 May 24 Marsworth Road				
Project Notes:					
Location/Name:	Incoming				
Report Generated:	20/06/2023	11:25:48			
Speed Intervals	5 MPH				
Time Intervals	Instant				
Traffic Report From	03/04/2023	15:00:00	through	24/05/2023	10:59:59
85th Percentile Speed	27.1 MPH				
85th Percentile Vehicles	92174				
Max Speed	55 MPH	on	05/04/2023	02:45:00	
Total Vehicles	108440				
AADT:	2133				

Volumes - weekly counts

	Time	5 Day	7 Day
Average Daily		2250	2081
AM Peak	08:00	187	155
PM Peak	17:00	232	198

Speed

Speed Limit:	35		
85th Percentile Speed:	27.1		
50th Percentile Speed:	22.3		
10 MPH Pace Interval:	15.0 MPH	to	25.0 MPH
Average Speed:	22.22		

	Monday	Tuesday	Wednesday	Thursday	Friday	Saturday	Sunday
Count over limit	45	52	61	56	53	58	43
% over limit	0.3	0.3	0.3	0.3	0.3	0.5	0.4
Avg Speeder	39.2	37.8	38.2	38.0	38.4	39.1	38.7
Avg Speed	3.5	3.1	3.1	3.0	3.2	4.1	4.2

Incoming Summary
2023 May 24 Marsworth Road

from Mon-Apr-03-2023-03-00-PM to Wed-May-24-2023-10-59-AM

Day/Time Ending	85th pctl (MPH)	85th pctl cnts	Total Cnts	Max Speed	Avg Speeder	% Speeders	Avg Speed
03/04/2023 16:00:00	27.7	58	68	35	0.0	0.0%	22.8
03/04/2023 17:00:00	27.8	205	241	35	0.0	0.0%	22.8
03/04/2023 18:00:00	26.6	179	211	40	37.5	0.5%	22.0
03/04/2023 19:00:00	27.6	126	148	45	39.2	2.0%	23.3
03/04/2023 20:00:00	28.3	78	92	35	0.0	0.0%	23.3
03/04/2023 21:00:00	27.4	59	69	35	0.0	0.0%	22.7
03/04/2023 22:00:00	28.3	34	40	35	0.0	0.0%	22.9
03/04/2023 23:00:00	29.2	24	28	35	0.0	0.0%	24.0
04/04/2023 00:00:00	32.5	10	12	40	37.5	8.3%	26.1
04/04/2023 01:00:00	25.0	6	7	35	0.0	0.0%	23.0
04/04/2023 02:00:00	25.0	1	1	25	0.0	0.0%	22.0
04/04/2023 03:00:00	20.0	2	2	20	0.0	0.0%	17.0
04/04/2023 04:00:00	27.5	5	6	30	0.0	0.0%	23.8
04/04/2023 05:00:00	15.0	1	1	15	0.0	0.0%	12.0
04/04/2023 06:00:00	28.3	5	6	30	0.0	0.0%	22.8
04/04/2023 07:00:00	31.1	51	60	40	37.5	3.3%	25.1
04/04/2023 08:00:00	28.5	88	104	35	0.0	0.0%	23.6
04/04/2023 09:00:00	27.4	100	118	35	0.0	0.0%	22.1
04/04/2023 10:00:00	26.1	115	135	35	0.0	0.0%	20.0
04/04/2023 11:00:00	25.0	155	182	35	0.0	0.0%	21.0
04/04/2023 12:00:00	26.9	158	186	35	0.0	0.0%	21.3
04/04/2023 13:00:00	25.0	159	187	35	0.0	0.0%	21.2
04/04/2023 14:00:00	27.0	138	162	35	0.0	0.0%	22.0
04/04/2023 15:00:00	27.0	119	140	35	0.0	0.0%	21.8
04/04/2023 16:00:00	25.0	121	142	30	0.0	0.0%	19.8
04/04/2023 17:00:00	26.8	160	188	35	0.0	0.0%	21.3
04/04/2023 18:00:00	26.3	201	237	40	37.5	0.4%	21.6
04/04/2023 19:00:00	27.7	128	151	40	37.5	1.3%	23.1
04/04/2023 20:00:00	28.8	93	109	40	37.5	0.9%	24.0
04/04/2023 21:00:00	28.8	48	56	35	0.0	0.0%	23.1
04/04/2023 22:00:00	28.6	31	36	40	37.5	2.8%	23.5
04/04/2023 23:00:00	27.1	27	32	35	0.0	0.0%	22.8
05/04/2023 00:00:00	28.3	9	11	35	0.0	0.0%	24.0
05/04/2023 01:00:00	25.0	3	4	30	0.0	0.0%	22.0
05/04/2023 02:00:00	35.0	3	3	35	0.0	0.0%	27.0
05/04/2023 03:00:00	30.0	3	4	55	52.5	25.0%	30.8
05/04/2023 04:00:00	27.5	5	6	30	0.0	0.0%	22.3
05/04/2023 05:00:00	30.0	5	6	35	0.0	0.0%	23.7
05/04/2023 06:00:00	35.0	13	15	40	37.5	13.3%	25.9
05/04/2023 07:00:00	30.0	55	65	40	37.5	4.6%	26.3
05/04/2023 08:00:00	28.1	89	105	35	0.0	0.0%	23.1
05/04/2023 09:00:00	27.9	105	123	35	0.0	0.0%	22.6
05/04/2023 10:00:00	26.4	123	145	35	0.0	0.0%	22.2
05/04/2023 11:00:00	27.3	138	162	35	0.0	0.0%	22.5
05/04/2023 12:00:00	24.7	150	177	35	0.0	0.0%	20.0
05/04/2023 13:00:00	27.4	125	147	35	0.0	0.0%	22.5

05/04/2023 14:00:00	24.7	158	186	35	0.0	0.0%	20.4
05/04/2023 15:00:00	25.8	145	171	35	0.0	0.0%	21.1
05/04/2023 16:00:00	26.3	152	179	35	0.0	0.0%	21.3
05/04/2023 17:00:00	25.0	155	182	40	37.5	0.5%	20.4
05/04/2023 18:00:00	25.8	168	198	35	0.0	0.0%	21.4
05/04/2023 19:00:00	27.5	109	128	45	42.5	0.8%	22.7
05/04/2023 20:00:00	28.6	69	81	35	0.0	0.0%	24.0
05/04/2023 21:00:00	28.1	51	60	35	0.0	0.0%	23.4
05/04/2023 22:00:00	27.5	34	40	35	0.0	0.0%	22.7
05/04/2023 23:00:00	30.0	14	16	35	0.0	0.0%	23.4
06/04/2023 00:00:00	26.7	8	10	30	0.0	0.0%	23.3
06/04/2023 01:00:00	30.0	3	3	30	0.0	0.0%	23.7
06/04/2023 02:00:00	27.5	3	4	30	0.0	0.0%	24.5
06/04/2023 03:00:00	0.0	0	0	0	0.0	0.0%	0.0
06/04/2023 04:00:00	25.0	3	4	30	0.0	0.0%	23.3
06/04/2023 05:00:00	28.3	3	4	30	0.0	0.0%	24.8
06/04/2023 06:00:00	30.0	8	10	40	37.5	10.0%	26.7
06/04/2023 07:00:00	32.5	33	39	40	37.5	5.1%	25.6
06/04/2023 08:00:00	28.8	82	97	35	0.0	0.0%	24.1
06/04/2023 09:00:00	27.6	80	94	35	0.0	0.0%	22.4
06/04/2023 10:00:00	26.3	88	103	35	0.0	0.0%	21.5
06/04/2023 11:00:00	24.7	136	160	35	0.0	0.0%	20.6
06/04/2023 12:00:00	24.9	129	152	40	37.5	0.7%	21.4
06/04/2023 13:00:00	25.4	130	153	30	0.0	0.0%	20.9
06/04/2023 14:00:00	25.8	105	123	35	0.0	0.0%	22.0
06/04/2023 15:00:00	26.7	114	134	35	0.0	0.0%	21.7
06/04/2023 16:00:00	24.9	150	176	35	0.0	0.0%	20.8
06/04/2023 17:00:00	26.0	212	249	35	0.0	0.0%	21.5
06/04/2023 18:00:00	27.1	194	228	35	0.0	0.0%	22.3
06/04/2023 19:00:00	27.9	133	156	40	37.5	1.3%	23.4
06/04/2023 20:00:00	27.6	88	104	35	0.0	0.0%	23.1
06/04/2023 21:00:00	28.0	66	78	45	42.5	1.3%	23.3
06/04/2023 22:00:00	28.4	51	60	35	0.0	0.0%	23.4
06/04/2023 23:00:00	29.0	23	27	35	0.0	0.0%	25.0
07/04/2023 00:00:00	28.3	21	25	45	42.5	4.0%	24.1
07/04/2023 01:00:00	40.0	8	9	45	40.0	22.2%	24.9
07/04/2023 02:00:00	30.0	4	5	45	42.5	20.0%	25.2
07/04/2023 03:00:00	30.0	8	9	35	0.0	0.0%	22.7
07/04/2023 04:00:00	0.0	0	0	0	0.0	0.0%	0.0
07/04/2023 05:00:00	29.0	7	8	30	0.0	0.0%	24.8
07/04/2023 06:00:00	30.0	11	13	40	37.5	7.7%	24.6
07/04/2023 07:00:00	30.0	18	21	45	42.5	4.8%	24.7
07/04/2023 08:00:00	27.7	29	34	30	0.0	0.0%	23.0
07/04/2023 09:00:00	29.4	65	76	40	37.5	3.9%	24.6
07/04/2023 10:00:00	26.5	105	123	40	37.5	0.8%	22.3
07/04/2023 11:00:00	25.0	136	160	35	0.0	0.0%	21.9
07/04/2023 12:00:00	27.1	127	149	35	0.0	0.0%	22.9

07/04/2023 13:00:00	27.9	124	146	35	0.0	0.0%	23.0
07/04/2023 14:00:00	26.9	124	146	35	0.0	0.0%	22.6
07/04/2023 15:00:00	27.7	105	123	35	0.0	0.0%	23.0
07/04/2023 16:00:00	26.7	99	117	35	0.0	0.0%	22.9
07/04/2023 17:00:00	27.6	147	173	40	37.5	1.2%	22.8
07/04/2023 18:00:00	27.7	109	128	40	37.5	0.8%	22.8
07/04/2023 19:00:00	27.4	100	118	40	37.5	0.8%	22.8
07/04/2023 20:00:00	27.9	70	82	35	0.0	0.0%	23.1
07/04/2023 21:00:00	27.3	59	69	40	37.5	1.4%	22.2
07/04/2023 22:00:00	28.0	33	39	30	0.0	0.0%	23.4
07/04/2023 23:00:00	28.1	27	32	35	0.0	0.0%	23.0
08/04/2023 00:00:00	24.5	11	13	30	0.0	0.0%	22.1
08/04/2023 01:00:00	29.0	7	8	30	0.0	0.0%	25.5
08/04/2023 02:00:00	30.0	8	9	45	42.5	11.1%	26.8
08/04/2023 03:00:00	27.5	4	5	30	0.0	0.0%	23.2
08/04/2023 04:00:00	28.3	5	6	30	0.0	0.0%	23.8
08/04/2023 05:00:00	37.5	5	6	40	37.5	33.3%	28.0
08/04/2023 06:00:00	28.3	6	7	30	0.0	0.0%	23.0
08/04/2023 07:00:00	28.8	22	26	40	37.5	3.8%	24.3
08/04/2023 08:00:00	31.7	37	44	40	37.5	6.8%	24.9
08/04/2023 09:00:00	29.0	65	77	35	0.0	0.0%	23.5
08/04/2023 10:00:00	27.3	117	138	40	37.5	1.4%	22.6
08/04/2023 11:00:00	26.5	131	154	35	0.0	0.0%	22.1
08/04/2023 12:00:00	26.4	153	180	35	0.0	0.0%	21.5
08/04/2023 13:00:00	26.5	133	157	35	0.0	0.0%	22.1
08/04/2023 14:00:00	26.8	117	138	35	0.0	0.0%	22.0
08/04/2023 15:00:00	26.5	110	129	35	0.0	0.0%	21.8
08/04/2023 16:00:00	25.9	109	128	35	0.0	0.0%	21.8
08/04/2023 17:00:00	27.7	116	136	40	37.5	0.7%	22.7
08/04/2023 18:00:00	25.7	123	145	35	0.0	0.0%	22.0
08/04/2023 19:00:00	25.6	88	104	35	0.0	0.0%	22.5
08/04/2023 20:00:00	28.5	69	81	35	0.0	0.0%	23.5
08/04/2023 21:00:00	27.1	55	65	35	0.0	0.0%	23.2
08/04/2023 22:00:00	29.1	36	42	35	0.0	0.0%	24.5
08/04/2023 23:00:00	28.1	23	27	40	37.5	3.7%	23.7
09/04/2023 00:00:00	30.0	18	21	45	42.5	9.5%	24.6
09/04/2023 01:00:00	28.3	10	12	35	0.0	0.0%	23.1
09/04/2023 02:00:00	33.3	6	7	35	0.0	0.0%	25.0
09/04/2023 03:00:00	25.0	3	4	35	0.0	0.0%	22.0
09/04/2023 04:00:00	30.0	6	7	35	0.0	0.0%	22.7
09/04/2023 05:00:00	28.8	8	10	40	37.5	10.0%	25.3
09/04/2023 06:00:00	30.0	4	5	35	0.0	0.0%	26.0
09/04/2023 07:00:00	29.0	12	14	40	37.5	7.1%	23.8
09/04/2023 08:00:00	28.3	15	18	30	0.0	0.0%	24.6
09/04/2023 09:00:00	27.7	34	40	35	0.0	0.0%	23.1
09/04/2023 10:00:00	27.4	79	93	35	0.0	0.0%	22.7
09/04/2023 11:00:00	27.1	88	104	35	0.0	0.0%	22.5

09/04/2023 12:00:00	27.2	118	139	35	0.0	0.0%	22.6
09/04/2023 13:00:00	28.0	119	140	40	37.5	0.7%	23.0
09/04/2023 14:00:00	26.9	93	109	40	37.5	0.9%	22.6
09/04/2023 15:00:00	26.9	98	115	35	0.0	0.0%	22.5
09/04/2023 16:00:00	26.5	93	109	35	0.0	0.0%	22.3
09/04/2023 17:00:00	27.1	90	106	35	0.0	0.0%	22.6
09/04/2023 18:00:00	27.3	88	104	35	0.0	0.0%	23.2
09/04/2023 19:00:00	27.1	71	84	35	0.0	0.0%	22.7
09/04/2023 20:00:00	27.8	59	69	35	0.0	0.0%	23.5
09/04/2023 21:00:00	28.0	45	53	35	0.0	0.0%	23.5
09/04/2023 22:00:00	27.5	37	43	35	0.0	0.0%	22.9
09/04/2023 23:00:00	32.5	12	14	40	37.5	7.1%	25.6
10/04/2023 00:00:00	27.5	10	12	35	0.0	0.0%	23.1
10/04/2023 01:00:00	33.3	8	9	35	0.0	0.0%	25.1
10/04/2023 02:00:00	25.0	1	1	25	0.0	0.0%	22.0
10/04/2023 03:00:00	23.3	3	4	25	0.0	0.0%	20.8
10/04/2023 04:00:00	45.0	2	2	45	42.5	50.0%	32.0
10/04/2023 05:00:00	27.5	4	5	30	0.0	0.0%	24.2
10/04/2023 06:00:00	28.3	8	9	30	0.0	0.0%	23.9
10/04/2023 07:00:00	29.4	17	20	35	0.0	0.0%	24.6
10/04/2023 08:00:00	32.5	14	16	35	0.0	0.0%	26.6
10/04/2023 09:00:00	30.0	20	24	40	37.5	4.2%	25.5
10/04/2023 10:00:00	26.5	41	48	30	0.0	0.0%	22.3
10/04/2023 11:00:00	26.2	35	41	30	0.0	0.0%	22.0
10/04/2023 12:00:00	27.2	64	75	30	0.0	0.0%	22.9
10/04/2023 13:00:00	27.9	79	93	35	0.0	0.0%	23.7
10/04/2023 14:00:00	27.2	112	132	35	0.0	0.0%	22.5
10/04/2023 15:00:00	26.0	103	121	40	37.5	0.8%	22.2
10/04/2023 16:00:00	28.0	99	116	35	0.0	0.0%	23.1
10/04/2023 17:00:00	27.4	125	147	35	0.0	0.0%	22.3
10/04/2023 18:00:00	28.0	88	104	40	37.5	1.0%	23.2
10/04/2023 19:00:00	28.3	71	84	35	0.0	0.0%	23.8
10/04/2023 20:00:00	28.6	57	67	35	0.0	0.0%	23.8
10/04/2023 21:00:00	27.9	35	41	40	37.5	2.4%	22.9
10/04/2023 22:00:00	28.3	32	38	35	0.0	0.0%	24.3
10/04/2023 23:00:00	28.8	18	21	35	0.0	0.0%	23.0
11/04/2023 00:00:00	35.0	7	8	45	42.5	12.5%	26.5
11/04/2023 01:00:00	35.0	4	5	45	42.5	20.0%	30.0
11/04/2023 02:00:00	30.0	2	2	30	0.0	0.0%	24.5
11/04/2023 03:00:00	25.0	1	1	25	0.0	0.0%	22.0
11/04/2023 04:00:00	25.0	1	1	25	0.0	0.0%	22.0
11/04/2023 05:00:00	30.0	5	6	40	37.5	16.7%	25.3
11/04/2023 06:00:00	29.2	16	19	40	37.5	5.3%	24.7
11/04/2023 07:00:00	30.0	44	52	40	37.5	3.8%	25.4
11/04/2023 08:00:00	27.2	88	104	35	0.0	0.0%	22.4
11/04/2023 09:00:00	26.7	110	129	35	0.0	0.0%	21.6
11/04/2023 10:00:00	25.5	113	133	35	0.0	0.0%	20.6

11/04/2023 11:00:00	24.5	144	170	35	0.0	0.0%	19.5
11/04/2023 12:00:00	26.2	134	158	35	0.0	0.0%	21.3
11/04/2023 13:00:00	26.2	140	165	35	0.0	0.0%	21.8
11/04/2023 14:00:00	26.9	130	153	35	0.0	0.0%	22.4
11/04/2023 15:00:00	25.8	138	162	35	0.0	0.0%	21.5
11/04/2023 16:00:00	25.3	99	117	35	0.0	0.0%	21.6
11/04/2023 17:00:00	27.3	125	147	35	0.0	0.0%	22.8
11/04/2023 18:00:00	27.7	129	152	40	37.5	0.7%	22.8
11/04/2023 19:00:00	27.5	89	105	40	37.5	1.0%	23.4
11/04/2023 20:00:00	28.5	32	38	40	37.5	2.6%	24.2
11/04/2023 21:00:00	28.2	34	40	35	0.0	0.0%	23.9
11/04/2023 22:00:00	28.1	26	30	40	37.5	3.3%	22.9
11/04/2023 23:00:00	28.6	20	23	35	0.0	0.0%	23.2
12/04/2023 00:00:00	25.0	14	17	30	0.0	0.0%	22.6
12/04/2023 01:00:00	25.0	3	4	30	0.0	0.0%	22.3
12/04/2023 02:00:00	32.5	6	7	35	0.0	0.0%	23.6
12/04/2023 03:00:00	25.0	2	2	25	0.0	0.0%	19.5
12/04/2023 04:00:00	30.0	2	2	30	0.0	0.0%	22.0
12/04/2023 05:00:00	33.3	7	8	35	0.0	0.0%	27.3
12/04/2023 06:00:00	30.0	22	26	40	37.5	3.8%	25.2
12/04/2023 07:00:00	29.6	46	54	45	40.0	3.7%	24.2
12/04/2023 08:00:00	28.6	90	106	35	0.0	0.0%	23.6
12/04/2023 09:00:00	27.7	121	142	40	37.5	0.7%	22.7
12/04/2023 10:00:00	25.3	119	140	35	0.0	0.0%	20.8
12/04/2023 11:00:00	26.4	131	154	35	0.0	0.0%	21.6
12/04/2023 12:00:00	25.4	128	150	35	0.0	0.0%	20.7
12/04/2023 13:00:00	26.5	130	153	35	0.0	0.0%	21.5
12/04/2023 14:00:00	25.0	107	126	30	0.0	0.0%	21.2
12/04/2023 15:00:00	26.5	111	131	35	0.0	0.0%	21.7
12/04/2023 16:00:00	27.6	99	116	35	0.0	0.0%	22.4
12/04/2023 17:00:00	27.1	153	180	35	0.0	0.0%	22.5
12/04/2023 18:00:00	28.0	195	229	45	42.5	0.4%	23.3
12/04/2023 19:00:00	28.0	122	143	40	37.5	1.4%	23.5
12/04/2023 20:00:00	27.5	66	78	35	0.0	0.0%	22.9
12/04/2023 21:00:00	27.7	31	37	35	0.0	0.0%	23.4
12/04/2023 22:00:00	27.5	20	23	30	0.0	0.0%	22.6
12/04/2023 23:00:00	28.9	23	27	35	0.0	0.0%	23.7
13/04/2023 00:00:00	29.3	11	13	35	0.0	0.0%	25.0
13/04/2023 01:00:00	30.0	4	5	35	0.0	0.0%	26.0
13/04/2023 02:00:00	30.0	2	2	30	0.0	0.0%	27.0
13/04/2023 03:00:00	25.0	3	4	30	0.0	0.0%	22.0
13/04/2023 04:00:00	28.0	12	14	30	0.0	0.0%	23.7
13/04/2023 05:00:00	30.0	8	10	35	0.0	0.0%	25.7
13/04/2023 06:00:00	30.0	26	31	40	37.5	3.2%	25.7
13/04/2023 07:00:00	29.5	50	59	35	0.0	0.0%	24.4
13/04/2023 08:00:00	27.4	100	118	35	0.0	0.0%	22.0
13/04/2023 09:00:00	26.7	130	153	40	37.5	0.7%	21.8

13/04/2023 10:00:00	26.0	142	167	35	0.0	0.0%	21.1
13/04/2023 11:00:00	25.7	168	198	35	0.0	0.0%	20.4
13/04/2023 12:00:00	25.9	121	142	35	0.0	0.0%	20.5
13/04/2023 13:00:00	24.6	146	172	35	0.0	0.0%	20.6
13/04/2023 14:00:00	27.2	120	141	35	0.0	0.0%	22.2
13/04/2023 15:00:00	25.7	139	164	40	37.5	0.6%	21.4
13/04/2023 16:00:00	25.4	142	167	40	37.5	0.6%	21.4
13/04/2023 17:00:00	27.6	185	218	35	0.0	0.0%	22.4
13/04/2023 18:00:00	27.0	207	243	35	0.0	0.0%	22.0
13/04/2023 19:00:00	28.1	127	149	40	37.5	0.7%	23.2
13/04/2023 20:00:00	27.9	97	114	40	37.5	1.8%	22.8
13/04/2023 21:00:00	27.2	63	74	35	0.0	0.0%	22.9
13/04/2023 22:00:00	29.2	37	43	40	37.5	2.3%	25.1
13/04/2023 23:00:00	29.1	40	47	40	37.5	2.1%	24.2
14/04/2023 00:00:00	27.5	8	10	35	0.0	0.0%	23.7
14/04/2023 01:00:00	28.3	10	12	30	0.0	0.0%	24.4
14/04/2023 02:00:00	27.5	4	5	30	0.0	0.0%	22.2
14/04/2023 03:00:00	28.8	3	4	30	0.0	0.0%	27.3
14/04/2023 04:00:00	30.0	6	7	35	0.0	0.0%	21.4
14/04/2023 05:00:00	27.5	6	7	30	0.0	0.0%	23.6
14/04/2023 06:00:00	29.2	13	15	45	42.5	6.7%	25.3
14/04/2023 07:00:00	30.0	39	46	40	37.5	4.3%	25.1
14/04/2023 08:00:00	28.7	71	83	35	0.0	0.0%	24.1
14/04/2023 09:00:00	26.7	105	124	35	0.0	0.0%	22.4
14/04/2023 10:00:00	25.3	96	113	35	0.0	0.0%	20.0
14/04/2023 11:00:00	26.6	130	153	50	47.5	0.7%	21.5
14/04/2023 12:00:00	26.0	106	125	35	0.0	0.0%	21.4
14/04/2023 13:00:00	26.4	128	151	40	37.5	1.3%	21.9
14/04/2023 14:00:00	27.0	125	147	35	0.0	0.0%	22.5
14/04/2023 15:00:00	27.4	138	162	35	0.0	0.0%	22.7
14/04/2023 16:00:00	27.4	137	161	35	0.0	0.0%	22.6
14/04/2023 17:00:00	27.2	150	177	35	0.0	0.0%	22.8
14/04/2023 18:00:00	27.5	184	217	35	0.0	0.0%	22.7
14/04/2023 19:00:00	27.7	123	145	45	40.0	1.4%	22.8
14/04/2023 20:00:00	29.0	60	70	35	0.0	0.0%	23.2
14/04/2023 21:00:00	27.8	54	63	35	0.0	0.0%	23.0
14/04/2023 22:00:00	28.5	34	40	35	0.0	0.0%	23.4
14/04/2023 23:00:00	28.3	20	23	35	0.0	0.0%	22.1
15/04/2023 00:00:00	28.1	24	28	40	37.5	3.6%	23.8
15/04/2023 01:00:00	30.0	10	12	35	0.0	0.0%	24.8
15/04/2023 02:00:00	27.5	4	5	30	0.0	0.0%	23.0
15/04/2023 03:00:00	30.0	2	2	30	0.0	0.0%	24.5
15/04/2023 04:00:00	30.0	2	2	30	0.0	0.0%	27.5
15/04/2023 05:00:00	25.0	2	2	25	0.0	0.0%	19.5
15/04/2023 06:00:00	30.0	7	8	35	0.0	0.0%	26.5
15/04/2023 07:00:00	29.3	14	17	45	40.0	11.8%	25.8
15/04/2023 08:00:00	30.0	28	33	35	0.0	0.0%	23.7

15/04/2023 09:00:00	28.7	59	69	35	0.0	0.0%	23.7
15/04/2023 10:00:00	26.8	94	110	35	0.0	0.0%	22.1
15/04/2023 11:00:00	26.8	131	154	35	0.0	0.0%	21.9
15/04/2023 12:00:00	27.4	141	166	35	0.0	0.0%	22.7
15/04/2023 13:00:00	26.6	105	124	35	0.0	0.0%	21.9
15/04/2023 14:00:00	26.4	120	141	35	0.0	0.0%	22.3
15/04/2023 15:00:00	27.2	117	138	45	42.5	0.7%	22.5
15/04/2023 16:00:00	26.3	101	119	35	0.0	0.0%	22.0
15/04/2023 17:00:00	25.3	111	131	35	0.0	0.0%	22.1
15/04/2023 18:00:00	27.5	109	128	35	0.0	0.0%	22.9
15/04/2023 19:00:00	25.8	93	109	35	0.0	0.0%	21.6
15/04/2023 20:00:00	27.5	71	84	50	47.5	1.2%	22.6
15/04/2023 21:00:00	26.1	48	57	35	0.0	0.0%	22.6
15/04/2023 22:00:00	27.5	35	41	35	0.0	0.0%	22.9
15/04/2023 23:00:00	29.5	29	34	45	40.0	5.9%	24.3
16/04/2023 00:00:00	29.4	12	14	35	0.0	0.0%	25.3
16/04/2023 01:00:00	25.0	15	18	35	0.0	0.0%	21.5
16/04/2023 02:00:00	28.3	7	8	30	0.0	0.0%	23.5
16/04/2023 03:00:00	23.3	3	4	25	0.0	0.0%	21.0
16/04/2023 04:00:00	25.0	4	5	30	0.0	0.0%	20.2
16/04/2023 05:00:00	29.0	6	7	30	0.0	0.0%	26.0
16/04/2023 06:00:00	32.5	7	8	35	0.0	0.0%	24.6
16/04/2023 07:00:00	27.5	12	14	30	0.0	0.0%	22.6
16/04/2023 08:00:00	27.5	15	18	30	0.0	0.0%	23.5
16/04/2023 09:00:00	28.7	47	55	35	0.0	0.0%	23.5
16/04/2023 10:00:00	28.0	80	94	35	0.0	0.0%	23.0
16/04/2023 11:00:00	27.5	133	156	35	0.0	0.0%	22.7
16/04/2023 12:00:00	27.8	129	152	35	0.0	0.0%	22.8
16/04/2023 13:00:00	24.9	128	150	35	0.0	0.0%	21.7
16/04/2023 14:00:00	27.5	92	108	35	0.0	0.0%	22.9
16/04/2023 15:00:00	24.7	112	132	35	0.0	0.0%	21.4
16/04/2023 16:00:00	27.5	107	126	35	0.0	0.0%	22.9
16/04/2023 17:00:00	26.7	122	143	35	0.0	0.0%	22.3
16/04/2023 18:00:00	26.3	83	98	40	37.5	1.0%	22.4
16/04/2023 19:00:00	28.9	77	91	45	42.5	1.1%	23.7
16/04/2023 20:00:00	28.8	58	68	45	42.5	1.5%	24.3
16/04/2023 21:00:00	27.6	50	59	35	0.0	0.0%	22.8
16/04/2023 22:00:00	30.0	20	24	40	37.5	4.2%	24.6
16/04/2023 23:00:00	28.6	20	24	35	0.0	0.0%	23.6
17/04/2023 00:00:00	30.0	5	6	35	0.0	0.0%	25.5
17/04/2023 01:00:00	25.0	3	3	25	0.0	0.0%	22.3
17/04/2023 02:00:00	30.0	3	4	35	0.0	0.0%	23.5
17/04/2023 03:00:00	30.0	3	3	30	0.0	0.0%	23.7
17/04/2023 04:00:00	32.5	7	8	35	0.0	0.0%	24.5
17/04/2023 05:00:00	30.0	7	8	40	37.5	12.5%	25.9
17/04/2023 06:00:00	28.6	20	23	35	0.0	0.0%	23.2
17/04/2023 07:00:00	29.6	55	65	40	37.5	1.5%	25.1

17/04/2023 08:00:00	27.4	88	103	40	37.5	1.0%	22.9
17/04/2023 09:00:00	27.6	122	143	35	0.0	0.0%	22.8
17/04/2023 10:00:00	24.7	128	150	35	0.0	0.0%	20.6
17/04/2023 11:00:00	24.8	142	167	35	0.0	0.0%	20.3
17/04/2023 12:00:00	27.1	122	144	35	0.0	0.0%	21.6
17/04/2023 13:00:00	26.2	105	123	35	0.0	0.0%	20.5
17/04/2023 14:00:00	27.6	104	122	35	0.0	0.0%	22.8
17/04/2023 15:00:00	26.7	144	170	35	0.0	0.0%	22.0
17/04/2023 16:00:00	26.1	154	181	35	0.0	0.0%	22.1
17/04/2023 17:00:00	25.2	178	209	30	0.0	0.0%	21.9
17/04/2023 18:00:00	25.5	203	239	35	0.0	0.0%	22.0
17/04/2023 19:00:00	28.0	127	149	35	0.0	0.0%	23.5
17/04/2023 20:00:00	28.2	71	84	40	37.5	2.4%	23.3
17/04/2023 21:00:00	28.0	54	64	35	0.0	0.0%	23.1
17/04/2023 22:00:00	28.2	31	37	40	37.5	2.7%	23.4
17/04/2023 23:00:00	29.3	14	16	35	0.0	0.0%	23.8
18/04/2023 00:00:00	25.0	4	5	30	0.0	0.0%	23.0
18/04/2023 01:00:00	30.0	6	7	40	37.5	14.3%	24.3
18/04/2023 02:00:00	40.0	3	3	40	37.5	33.3%	28.7
18/04/2023 03:00:00	23.8	3	4	25	0.0	0.0%	22.3
18/04/2023 04:00:00	30.0	8	9	35	0.0	0.0%	24.9
18/04/2023 05:00:00	28.3	9	11	35	0.0	0.0%	23.2
18/04/2023 06:00:00	28.7	30	35	35	0.0	0.0%	23.9
18/04/2023 07:00:00	31.4	52	61	40	37.5	6.6%	24.9
18/04/2023 08:00:00	27.4	134	158	40	37.5	0.6%	22.7
18/04/2023 09:00:00	24.7	213	251	35	0.0	0.0%	20.2
18/04/2023 10:00:00	24.5	134	158	30	0.0	0.0%	20.3
18/04/2023 11:00:00	27.2	111	131	35	0.0	0.0%	21.6
18/04/2023 12:00:00	25.2	112	132	30	0.0	0.0%	21.4
18/04/2023 13:00:00	25.4	133	157	35	0.0	0.0%	20.8
18/04/2023 14:00:00	26.9	112	132	35	0.0	0.0%	22.1
18/04/2023 15:00:00	25.6	145	171	35	0.0	0.0%	22.0
18/04/2023 16:00:00	24.8	160	188	35	0.0	0.0%	21.0
18/04/2023 17:00:00	26.5	181	213	35	0.0	0.0%	22.1
18/04/2023 18:00:00	26.7	235	276	35	0.0	0.0%	22.3
18/04/2023 19:00:00	27.4	113	133	40	37.5	0.8%	22.9
18/04/2023 20:00:00	27.8	83	98	35	0.0	0.0%	23.0
18/04/2023 21:00:00	27.2	41	48	35	0.0	0.0%	22.0
18/04/2023 22:00:00	28.6	41	48	35	0.0	0.0%	23.7
18/04/2023 23:00:00	27.8	27	32	40	37.5	3.1%	22.9
19/04/2023 00:00:00	25.0	10	12	35	0.0	0.0%	22.8
19/04/2023 01:00:00	30.0	3	4	35	0.0	0.0%	24.5
19/04/2023 02:00:00	28.8	7	8	30	0.0	0.0%	24.3
19/04/2023 03:00:00	28.0	11	13	30	0.0	0.0%	23.9
19/04/2023 04:00:00	28.8	7	8	30	0.0	0.0%	23.4
19/04/2023 05:00:00	35.0	8	9	40	37.5	11.1%	26.6
19/04/2023 06:00:00	28.8	31	36	35	0.0	0.0%	24.3

19/04/2023 07:00:00	29.6	57	67	45	42.5	1.5%	25.5
19/04/2023 08:00:00	27.6	135	159	35	0.0	0.0%	23.3
19/04/2023 09:00:00	24.8	193	227	35	0.0	0.0%	21.1
19/04/2023 10:00:00	26.3	129	152	35	0.0	0.0%	21.1
19/04/2023 11:00:00	27.4	105	123	35	0.0	0.0%	22.4
19/04/2023 12:00:00	26.8	126	148	35	0.0	0.0%	21.8
19/04/2023 13:00:00	28.1	108	127	40	37.5	0.8%	23.0
19/04/2023 14:00:00	26.5	119	140	40	37.5	0.7%	21.8
19/04/2023 15:00:00	27.2	147	173	35	0.0	0.0%	21.4
19/04/2023 16:00:00	24.5	162	191	35	0.0	0.0%	19.5
19/04/2023 17:00:00	25.7	214	252	35	0.0	0.0%	21.3
19/04/2023 18:00:00	26.7	251	295	40	37.5	0.3%	22.5
19/04/2023 19:00:00	25.7	198	233	35	0.0	0.0%	21.8
19/04/2023 20:00:00	27.6	134	158	35	0.0	0.0%	23.3
19/04/2023 21:00:00	27.5	77	91	40	37.5	1.1%	23.2
19/04/2023 22:00:00	28.9	35	41	40	37.5	2.4%	23.6
19/04/2023 23:00:00	28.5	32	38	40	37.5	2.6%	23.8
20/04/2023 00:00:00	27.5	8	10	35	0.0	0.0%	24.2
20/04/2023 01:00:00	40.0	3	3	40	37.5	33.3%	30.7
20/04/2023 02:00:00	30.0	3	4	40	37.5	25.0%	27.0
20/04/2023 03:00:00	30.0	3	3	30	0.0	0.0%	23.7
20/04/2023 04:00:00	30.0	5	6	35	0.0	0.0%	23.8
20/04/2023 05:00:00	28.3	8	10	35	0.0	0.0%	24.8
20/04/2023 06:00:00	30.0	20	24	40	37.5	4.2%	26.5
20/04/2023 07:00:00	30.0	53	62	40	37.5	1.6%	25.0
20/04/2023 08:00:00	28.3	138	162	45	40.0	1.2%	23.3
20/04/2023 09:00:00	25.5	218	257	35	0.0	0.0%	21.1
20/04/2023 10:00:00	25.2	139	164	35	0.0	0.0%	20.4
20/04/2023 11:00:00	26.5	130	153	40	37.5	0.7%	20.8
20/04/2023 12:00:00	26.7	121	142	35	0.0	0.0%	21.2
20/04/2023 13:00:00	26.6	137	161	35	0.0	0.0%	21.6
20/04/2023 14:00:00	27.6	110	130	40	37.5	0.8%	22.7
20/04/2023 15:00:00	27.4	162	191	35	0.0	0.0%	22.7
20/04/2023 16:00:00	25.6	169	199	35	0.0	0.0%	20.6
20/04/2023 17:00:00	25.3	217	255	35	0.0	0.0%	21.3
20/04/2023 18:00:00	26.3	264	310	35	0.0	0.0%	22.3
20/04/2023 19:00:00	28.7	161	189	50	42.5	1.1%	23.8
20/04/2023 20:00:00	27.5	76	90	40	37.5	1.1%	23.0
20/04/2023 21:00:00	28.5	47	55	40	37.5	1.8%	23.5
20/04/2023 22:00:00	28.6	42	50	35	0.0	0.0%	23.6
20/04/2023 23:00:00	26.7	26	30	30	0.0	0.0%	22.2
21/04/2023 00:00:00	31.7	10	12	35	0.0	0.0%	25.6
21/04/2023 01:00:00	25.0	4	5	30	0.0	0.0%	22.0
21/04/2023 02:00:00	29.0	8	10	35	0.0	0.0%	24.8
21/04/2023 03:00:00	27.5	3	4	30	0.0	0.0%	23.5
21/04/2023 04:00:00	25.0	1	1	25	0.0	0.0%	22.0
21/04/2023 05:00:00	30.0	2	2	30	0.0	0.0%	24.5

21/04/2023 06:00:00	33.8	21	25	40	37.5	12.0%	27.5
21/04/2023 07:00:00	31.4	44	52	40	37.5	5.8%	26.1
21/04/2023 08:00:00	27.9	123	145	35	0.0	0.0%	23.0
21/04/2023 09:00:00	24.8	178	210	35	0.0	0.0%	19.6
21/04/2023 10:00:00	24.1	128	151	35	0.0	0.0%	19.1
21/04/2023 11:00:00	24.9	130	153	35	0.0	0.0%	20.8
21/04/2023 12:00:00	25.6	145	171	35	0.0	0.0%	21.6
21/04/2023 13:00:00	27.2	122	144	35	0.0	0.0%	22.0
21/04/2023 14:00:00	26.4	100	118	35	0.0	0.0%	21.6
21/04/2023 15:00:00	26.6	144	170	35	0.0	0.0%	21.4
21/04/2023 16:00:00	24.3	181	213	35	0.0	0.0%	19.9
21/04/2023 17:00:00	27.8	197	232	45	42.5	0.4%	23.1
21/04/2023 18:00:00	27.8	177	208	35	0.0	0.0%	23.3
21/04/2023 19:00:00	27.0	131	154	35	0.0	0.0%	22.6
21/04/2023 20:00:00	27.4	96	113	35	0.0	0.0%	22.7
21/04/2023 21:00:00	28.7	72	85	40	37.5	1.2%	24.0
21/04/2023 22:00:00	29.5	31	36	35	0.0	0.0%	23.5
21/04/2023 23:00:00	25.8	26	31	30	0.0	0.0%	22.5
22/04/2023 00:00:00	27.5	9	11	30	0.0	0.0%	22.6
22/04/2023 01:00:00	25.0	17	20	30	0.0	0.0%	22.6
22/04/2023 02:00:00	33.3	5	6	35	0.0	0.0%	28.7
22/04/2023 03:00:00	27.5	5	6	30	0.0	0.0%	23.8
22/04/2023 04:00:00	32.5	3	4	35	0.0	0.0%	28.5
22/04/2023 05:00:00	35.0	3	3	35	0.0	0.0%	23.7
22/04/2023 06:00:00	33.8	14	16	40	37.5	6.3%	26.4
22/04/2023 07:00:00	29.0	11	13	40	37.5	7.7%	25.0
22/04/2023 08:00:00	29.4	37	44	35	0.0	0.0%	24.5
22/04/2023 09:00:00	29.1	72	85	45	42.5	1.2%	24.7
22/04/2023 10:00:00	28.3	105	123	35	0.0	0.0%	23.2
22/04/2023 11:00:00	27.4	150	176	35	0.0	0.0%	23.0
22/04/2023 12:00:00	27.5	117	138	35	0.0	0.0%	22.9
22/04/2023 13:00:00	27.7	152	179	40	37.5	0.6%	23.0
22/04/2023 14:00:00	27.4	132	155	35	0.0	0.0%	23.1
22/04/2023 15:00:00	26.0	114	134	35	0.0	0.0%	22.1
22/04/2023 16:00:00	27.9	110	129	35	0.0	0.0%	22.9
22/04/2023 17:00:00	26.5	119	140	35	0.0	0.0%	22.2
22/04/2023 18:00:00	27.9	102	120	35	0.0	0.0%	23.0
22/04/2023 19:00:00	28.4	88	103	35	0.0	0.0%	23.5
22/04/2023 20:00:00	28.2	80	94	35	0.0	0.0%	23.6
22/04/2023 21:00:00	27.7	56	66	40	37.5	1.5%	22.7
22/04/2023 22:00:00	28.3	34	40	35	0.0	0.0%	23.5
22/04/2023 23:00:00	28.1	28	33	35	0.0	0.0%	23.4
23/04/2023 00:00:00	27.5	12	14	30	0.0	0.0%	23.1
23/04/2023 01:00:00	31.7	14	16	35	0.0	0.0%	23.5
23/04/2023 02:00:00	25.0	9	11	40	37.5	9.1%	23.2
23/04/2023 03:00:00	25.0	1	1	25	0.0	0.0%	22.0
23/04/2023 04:00:00	30.0	3	3	30	0.0	0.0%	25.3

23/04/2023 05:00:00	30.0	5	6	35	0.0	0.0%	23.8
23/04/2023 06:00:00	30.0	9	11	35	0.0	0.0%	24.5
23/04/2023 07:00:00	27.5	12	14	40	37.5	7.1%	23.6
23/04/2023 08:00:00	29.5	27	32	35	0.0	0.0%	24.9
23/04/2023 09:00:00	27.3	52	61	35	0.0	0.0%	23.1
23/04/2023 10:00:00	27.9	81	95	35	0.0	0.0%	23.3
23/04/2023 11:00:00	28.2	91	107	35	0.0	0.0%	23.6
23/04/2023 12:00:00	27.2	131	154	40	37.5	0.6%	22.3
23/04/2023 13:00:00	26.0	127	149	35	0.0	0.0%	22.5
23/04/2023 14:00:00	27.2	110	129	35	0.0	0.0%	22.7
23/04/2023 15:00:00	26.2	102	120	35	0.0	0.0%	22.4
23/04/2023 16:00:00	27.5	121	142	35	0.0	0.0%	23.0
23/04/2023 17:00:00	26.9	117	138	35	0.0	0.0%	22.5
23/04/2023 18:00:00	27.8	95	112	35	0.0	0.0%	23.1
23/04/2023 19:00:00	28.5	60	70	35	0.0	0.0%	23.4
23/04/2023 20:00:00	28.6	39	46	35	0.0	0.0%	24.0
23/04/2023 21:00:00	28.6	25	29	35	0.0	0.0%	23.4
23/04/2023 22:00:00	29.1	31	37	35	0.0	0.0%	24.3
23/04/2023 23:00:00	29.4	19	22	35	0.0	0.0%	24.7
24/04/2023 00:00:00	25.0	4	5	40	37.5	20.0%	24.0
24/04/2023 01:00:00	30.0	2	2	30	0.0	0.0%	24.5
24/04/2023 02:00:00	30.0	4	5	35	0.0	0.0%	25.2
24/04/2023 03:00:00	35.0	3	3	35	0.0	0.0%	25.7
24/04/2023 04:00:00	30.0	2	2	30	0.0	0.0%	24.5
24/04/2023 05:00:00	25.0	9	11	30	0.0	0.0%	22.3
24/04/2023 06:00:00	31.0	26	30	35	0.0	0.0%	25.7
24/04/2023 07:00:00	30.9	53	62	35	0.0	0.0%	24.9
24/04/2023 08:00:00	27.6	132	155	35	0.0	0.0%	23.3
24/04/2023 09:00:00	25.2	190	223	35	0.0	0.0%	21.3
24/04/2023 10:00:00	26.2	124	146	35	0.0	0.0%	21.0
24/04/2023 11:00:00	24.6	137	161	35	0.0	0.0%	19.6
24/04/2023 12:00:00	24.8	120	141	35	0.0	0.0%	21.0
24/04/2023 13:00:00	26.4	118	139	35	0.0	0.0%	20.7
24/04/2023 14:00:00	27.7	108	127	40	37.5	0.8%	22.9
24/04/2023 15:00:00	25.4	135	159	30	0.0	0.0%	21.7
24/04/2023 16:00:00	25.0	174	205	35	0.0	0.0%	20.8
24/04/2023 17:00:00	26.9	178	209	35	0.0	0.0%	22.0
24/04/2023 18:00:00	27.1	166	195	35	0.0	0.0%	22.7
24/04/2023 19:00:00	27.9	112	132	35	0.0	0.0%	23.2
24/04/2023 20:00:00	28.9	61	72	35	0.0	0.0%	24.6
24/04/2023 21:00:00	27.8	62	73	45	42.5	1.4%	23.1
24/04/2023 22:00:00	27.1	29	34	45	42.5	2.9%	23.0
24/04/2023 23:00:00	27.5	22	26	30	0.0	0.0%	23.3
25/04/2023 00:00:00	35.0	2	2	35	0.0	0.0%	24.5
25/04/2023 01:00:00	23.8	4	5	25	0.0	0.0%	21.4
25/04/2023 02:00:00	35.0	3	3	35	0.0	0.0%	27.0
25/04/2023 03:00:00	30.0	3	3	30	0.0	0.0%	24.0

25/04/2023 04:00:00	27.5	8	10	30	0.0	0.0%	24.3
25/04/2023 05:00:00	35.0	8	9	40	37.5	11.1%	25.6
25/04/2023 06:00:00	28.8	21	25	40	37.5	4.0%	24.8
25/04/2023 07:00:00	29.1	65	77	40	37.5	1.3%	24.7
25/04/2023 08:00:00	27.6	132	155	35	0.0	0.0%	23.3
25/04/2023 09:00:00	27.0	215	253	35	0.0	0.0%	22.5
25/04/2023 10:00:00	26.6	123	145	35	0.0	0.0%	20.8
25/04/2023 11:00:00	25.4	117	138	30	0.0	0.0%	20.9
25/04/2023 12:00:00	25.7	123	145	35	0.0	0.0%	21.5
25/04/2023 13:00:00	26.5	95	112	35	0.0	0.0%	21.7
25/04/2023 14:00:00	27.0	104	122	35	0.0	0.0%	22.4
25/04/2023 15:00:00	27.3	131	154	35	0.0	0.0%	22.1
25/04/2023 16:00:00	26.2	154	181	40	37.5	0.6%	21.3
25/04/2023 17:00:00	24.8	250	294	35	0.0	0.0%	20.3
25/04/2023 18:00:00	25.5	226	266	35	0.0	0.0%	21.3
25/04/2023 19:00:00	28.1	134	158	40	37.5	0.6%	23.4
25/04/2023 20:00:00	28.5	91	107	35	0.0	0.0%	23.1
25/04/2023 21:00:00	27.9	51	60	35	0.0	0.0%	23.1
25/04/2023 22:00:00	27.5	39	46	35	0.0	0.0%	23.1
25/04/2023 23:00:00	27.2	33	39	35	0.0	0.0%	22.0
26/04/2023 00:00:00	28.8	14	17	35	0.0	0.0%	23.1
26/04/2023 01:00:00	30.0	4	5	40	37.5	20.0%	27.2
26/04/2023 02:00:00	40.0	3	3	40	37.5	33.3%	27.3
26/04/2023 03:00:00	30.0	4	5	35	0.0	0.0%	24.2
26/04/2023 04:00:00	28.0	8	10	30	0.0	0.0%	24.3
26/04/2023 05:00:00	37.5	3	4	40	37.5	50.0%	32.5
26/04/2023 06:00:00	32.0	25	29	40	37.5	3.4%	25.9
26/04/2023 07:00:00	29.7	60	70	40	37.5	2.9%	25.0
26/04/2023 08:00:00	27.5	139	164	40	37.5	0.6%	22.8
26/04/2023 09:00:00	26.1	198	233	35	0.0	0.0%	21.8
26/04/2023 10:00:00	27.3	130	153	35	0.0	0.0%	21.6
26/04/2023 11:00:00	24.5	116	136	30	0.0	0.0%	19.8
26/04/2023 12:00:00	26.6	121	142	35	0.0	0.0%	21.7
26/04/2023 13:00:00	24.7	128	151	35	0.0	0.0%	20.7
26/04/2023 14:00:00	25.9	128	151	30	0.0	0.0%	21.5
26/04/2023 15:00:00	26.7	155	182	30	0.0	0.0%	21.3
26/04/2023 16:00:00	26.0	158	186	40	37.5	0.5%	21.2
26/04/2023 17:00:00	26.5	201	236	35	0.0	0.0%	22.1
26/04/2023 18:00:00	26.4	221	260	35	0.0	0.0%	22.2
26/04/2023 19:00:00	28.0	136	160	40	37.5	1.3%	23.3
26/04/2023 20:00:00	27.4	71	83	35	0.0	0.0%	23.0
26/04/2023 21:00:00	29.6	47	55	35	0.0	0.0%	24.2
26/04/2023 22:00:00	28.5	31	36	35	0.0	0.0%	23.6
26/04/2023 23:00:00	28.3	24	28	40	37.5	3.6%	23.3
27/04/2023 00:00:00	31.7	13	15	35	0.0	0.0%	24.9
27/04/2023 01:00:00	27.5	5	6	30	0.0	0.0%	22.2
27/04/2023 02:00:00	32.5	6	7	35	0.0	0.0%	24.3

27/04/2023 03:00:00	25.0	3	4	30	0.0	0.0%	23.5
27/04/2023 04:00:00	30.0	14	16	35	0.0	0.0%	24.7
27/04/2023 05:00:00	35.0	8	9	40	37.5	11.1%	25.4
27/04/2023 06:00:00	28.8	37	44	35	0.0	0.0%	24.8
27/04/2023 07:00:00	29.6	53	62	35	0.0	0.0%	24.0
27/04/2023 08:00:00	27.0	124	146	35	0.0	0.0%	22.7
27/04/2023 09:00:00	26.0	184	216	35	0.0	0.0%	21.3
27/04/2023 10:00:00	25.7	113	133	35	0.0	0.0%	21.2
27/04/2023 11:00:00	24.9	114	134	35	0.0	0.0%	20.2
27/04/2023 12:00:00	25.5	152	179	35	0.0	0.0%	21.4
27/04/2023 13:00:00	26.3	99	116	35	0.0	0.0%	22.1
27/04/2023 14:00:00	25.3	118	139	40	37.5	0.7%	21.4
27/04/2023 15:00:00	25.4	150	177	35	0.0	0.0%	20.8
27/04/2023 16:00:00	25.0	130	153	35	0.0	0.0%	20.3
27/04/2023 17:00:00	25.8	205	241	35	0.0	0.0%	21.5
27/04/2023 18:00:00	25.0	180	212	35	0.0	0.0%	21.1
27/04/2023 19:00:00	27.1	139	164	35	0.0	0.0%	22.3
27/04/2023 20:00:00	28.6	67	79	45	40.0	2.5%	24.2
27/04/2023 21:00:00	29.1	40	47	40	37.5	2.1%	25.1
27/04/2023 22:00:00	27.5	34	40	40	37.5	2.5%	22.6
27/04/2023 23:00:00	27.5	26	31	35	0.0	0.0%	23.0
28/04/2023 00:00:00	33.3	12	14	40	37.5	7.1%	27.2
28/04/2023 01:00:00	27.5	4	5	30	0.0	0.0%	22.0
28/04/2023 02:00:00	25.0	1	1	25	0.0	0.0%	22.0
28/04/2023 03:00:00	30.0	7	8	35	0.0	0.0%	24.1
28/04/2023 04:00:00	25.0	4	5	30	0.0	0.0%	21.2
28/04/2023 05:00:00	29.2	16	19	35	0.0	0.0%	26.1
28/04/2023 06:00:00	31.9	31	36	35	0.0	0.0%	25.3
28/04/2023 07:00:00	29.3	54	63	40	37.5	1.6%	25.0
28/04/2023 08:00:00	27.7	118	139	35	0.0	0.0%	23.0
28/04/2023 09:00:00	26.8	172	202	35	0.0	0.0%	22.2
28/04/2023 10:00:00	26.2	63	74	35	0.0	0.0%	21.8
28/04/2023 11:00:00	26.0	124	146	35	0.0	0.0%	21.7
28/04/2023 12:00:00	27.1	148	174	35	0.0	0.0%	22.4
28/04/2023 13:00:00	26.5	132	155	35	0.0	0.0%	21.8
28/04/2023 14:00:00	27.9	129	152	35	0.0	0.0%	23.0
28/04/2023 15:00:00	26.8	124	146	35	0.0	0.0%	22.3
28/04/2023 16:00:00	24.3	166	195	40	37.5	0.5%	20.7
28/04/2023 17:00:00	26.3	173	203	35	0.0	0.0%	22.1
28/04/2023 18:00:00	27.1	201	236	35	0.0	0.0%	22.5
28/04/2023 19:00:00	26.4	150	177	35	0.0	0.0%	22.5
28/04/2023 20:00:00	28.6	91	107	35	0.0	0.0%	23.4
28/04/2023 21:00:00	27.5	53	62	35	0.0	0.0%	22.9
28/04/2023 22:00:00	26.1	37	44	30	0.0	0.0%	22.3
28/04/2023 23:00:00	26.9	31	36	30	0.0	0.0%	22.1
29/04/2023 00:00:00	29.3	9	11	35	0.0	0.0%	25.0
29/04/2023 01:00:00	32.5	9	11	45	42.5	9.1%	23.6

29/04/2023 02:00:00	30.0	3	3	30	0.0	0.0%	25.3
29/04/2023 03:00:00	30.0	5	6	40	37.5	16.7%	24.7
29/04/2023 04:00:00	25.0	6	7	35	0.0	0.0%	22.1
29/04/2023 05:00:00	30.0	3	4	35	0.0	0.0%	24.5
29/04/2023 06:00:00	35.0	12	14	40	37.5	14.3%	27.2
29/04/2023 07:00:00	31.7	19	22	40	37.5	4.5%	25.9
29/04/2023 08:00:00	29.5	52	61	35	0.0	0.0%	24.3
29/04/2023 09:00:00	28.3	86	101	35	0.0	0.0%	22.7
29/04/2023 10:00:00	28.0	125	147	35	0.0	0.0%	23.6
29/04/2023 11:00:00	27.0	134	158	35	0.0	0.0%	22.5
29/04/2023 12:00:00	27.3	141	166	35	0.0	0.0%	22.7
29/04/2023 13:00:00	27.8	126	148	40	37.5	1.4%	23.2
29/04/2023 14:00:00	27.9	131	154	40	37.5	0.6%	23.0
29/04/2023 15:00:00	27.2	111	131	35	0.0	0.0%	22.8
29/04/2023 16:00:00	27.2	106	125	35	0.0	0.0%	22.5
29/04/2023 17:00:00	26.6	108	127	40	37.5	0.8%	22.1
29/04/2023 18:00:00	26.7	111	131	35	0.0	0.0%	22.4
29/04/2023 19:00:00	28.1	88	103	35	0.0	0.0%	23.2
29/04/2023 20:00:00	26.9	65	77	35	0.0	0.0%	22.9
29/04/2023 21:00:00	28.0	62	73	40	37.5	1.4%	23.3
29/04/2023 22:00:00	27.7	36	42	35	0.0	0.0%	22.7
29/04/2023 23:00:00	26.2	30	35	40	37.5	5.7%	21.7
30/04/2023 00:00:00	24.2	20	23	30	0.0	0.0%	20.2
30/04/2023 01:00:00	30.0	19	22	35	0.0	0.0%	21.9
30/04/2023 02:00:00	30.0	4	5	40	37.5	20.0%	26.0
30/04/2023 03:00:00	35.0	3	3	35	0.0	0.0%	27.0
30/04/2023 04:00:00	30.0	3	4	35	0.0	0.0%	24.5
30/04/2023 05:00:00	25.0	4	5	30	0.0	0.0%	23.4
30/04/2023 06:00:00	27.5	5	6	30	0.0	0.0%	23.2
30/04/2023 07:00:00	30.0	10	12	40	37.5	8.3%	26.0
30/04/2023 08:00:00	29.4	36	42	40	37.5	2.4%	25.0
30/04/2023 09:00:00	28.6	53	62	40	37.5	1.6%	24.0
30/04/2023 10:00:00	27.9	76	90	35	0.0	0.0%	23.3
30/04/2023 11:00:00	27.8	133	157	35	0.0	0.0%	23.4
30/04/2023 12:00:00	27.6	129	152	35	0.0	0.0%	22.7
30/04/2023 13:00:00	25.8	146	172	35	0.0	0.0%	21.9
30/04/2023 14:00:00	26.5	112	132	35	0.0	0.0%	22.2
30/04/2023 15:00:00	27.6	110	130	40	37.5	1.5%	23.3
30/04/2023 16:00:00	27.9	106	125	35	0.0	0.0%	23.1
30/04/2023 17:00:00	26.7	104	122	35	0.0	0.0%	22.6
30/04/2023 18:00:00	26.5	94	111	35	0.0	0.0%	22.4
30/04/2023 19:00:00	27.6	85	100	40	37.5	1.0%	22.8
30/04/2023 20:00:00	28.1	59	69	35	0.0	0.0%	23.3
30/04/2023 21:00:00	27.9	49	58	35	0.0	0.0%	23.3
30/04/2023 22:00:00	27.7	36	42	35	0.0	0.0%	23.2
30/04/2023 23:00:00	25.0	24	28	35	0.0	0.0%	22.9
01/05/2023 00:00:00	29.4	17	20	55	52.5	5.0%	26.0

01/05/2023 01:00:00	28.3	5	6	30	0.0	0.0%	23.7
01/05/2023 02:00:00	30.0	7	8	35	0.0	0.0%	22.9
01/05/2023 03:00:00	25.0	3	3	25	0.0	0.0%	22.3
01/05/2023 04:00:00	32.5	3	4	35	0.0	0.0%	28.5
01/05/2023 05:00:00	30.0	8	9	35	0.0	0.0%	22.7
01/05/2023 06:00:00	29.0	13	15	35	0.0	0.0%	23.7
01/05/2023 07:00:00	28.8	15	18	40	37.5	5.6%	23.7
01/05/2023 08:00:00	28.7	35	41	35	0.0	0.0%	23.5
01/05/2023 09:00:00	28.2	52	61	35	0.0	0.0%	23.5
01/05/2023 10:00:00	26.8	79	93	35	0.0	0.0%	22.5
01/05/2023 11:00:00	27.7	118	139	45	42.5	0.7%	22.8
01/05/2023 12:00:00	25.3	99	116	30	0.0	0.0%	21.9
01/05/2023 13:00:00	25.0	132	155	40	37.5	0.6%	21.6
01/05/2023 14:00:00	26.7	122	143	35	0.0	0.0%	22.3
01/05/2023 15:00:00	25.0	135	159	35	0.0	0.0%	21.9
01/05/2023 16:00:00	25.7	139	164	30	0.0	0.0%	21.3
01/05/2023 17:00:00	25.0	136	160	35	0.0	0.0%	21.5
01/05/2023 18:00:00	27.4	90	106	35	0.0	0.0%	22.8
01/05/2023 19:00:00	28.4	77	91	35	0.0	0.0%	24.0
01/05/2023 20:00:00	28.8	55	65	35	0.0	0.0%	24.0
01/05/2023 21:00:00	26.9	43	51	30	0.0	0.0%	22.5
01/05/2023 22:00:00	28.5	34	40	35	0.0	0.0%	23.1
01/05/2023 23:00:00	29.0	19	22	35	0.0	0.0%	24.6
02/05/2023 00:00:00	25.0	4	5	35	0.0	0.0%	20.0
02/05/2023 01:00:00	30.0	4	5	40	37.5	20.0%	26.2
02/05/2023 02:00:00	30.0	6	7	40	37.5	14.3%	25.7
02/05/2023 03:00:00	30.0	3	3	30	0.0	0.0%	27.3
02/05/2023 04:00:00	30.0	3	4	35	0.0	0.0%	27.0
02/05/2023 05:00:00	27.5	3	4	30	0.0	0.0%	24.5
02/05/2023 06:00:00	29.3	26	31	35	0.0	0.0%	25.4
02/05/2023 07:00:00	29.8	55	65	45	40.0	3.1%	25.0
02/05/2023 08:00:00	26.7	117	138	35	0.0	0.0%	22.6
02/05/2023 09:00:00	25.0	196	231	35	0.0	0.0%	21.0
02/05/2023 10:00:00	25.5	104	122	35	0.0	0.0%	21.0
02/05/2023 11:00:00	26.0	138	162	40	37.5	0.6%	21.4
02/05/2023 12:00:00	25.0	132	155	35	0.0	0.0%	20.6
02/05/2023 13:00:00	25.5	122	143	35	0.0	0.0%	21.5
02/05/2023 14:00:00	25.9	128	150	35	0.0	0.0%	21.9
02/05/2023 15:00:00	27.4	153	180	35	0.0	0.0%	22.1
02/05/2023 16:00:00	25.5	189	222	35	0.0	0.0%	20.9
02/05/2023 17:00:00	25.9	232	273	35	0.0	0.0%	21.2
02/05/2023 18:00:00	25.8	238	280	35	0.0	0.0%	21.7
02/05/2023 19:00:00	28.0	148	174	35	0.0	0.0%	23.2
02/05/2023 20:00:00	28.5	85	100	40	37.5	1.0%	23.7
02/05/2023 21:00:00	28.1	55	65	45	42.5	1.5%	23.4
02/05/2023 22:00:00	28.6	31	37	35	0.0	0.0%	24.0
02/05/2023 23:00:00	26.7	26	31	35	0.0	0.0%	23.0

03/05/2023 00:00:00	30.0	7	8	40	37.5	12.5%	23.5
03/05/2023 01:00:00	30.0	3	3	30	0.0	0.0%	23.7
03/05/2023 02:00:00	35.0	3	3	35	0.0	0.0%	25.3
03/05/2023 03:00:00	32.5	3	4	35	0.0	0.0%	28.5
03/05/2023 04:00:00	30.0	1	1	30	0.0	0.0%	27.0
03/05/2023 05:00:00	27.5	7	8	30	0.0	0.0%	22.9
03/05/2023 06:00:00	29.5	29	34	40	37.5	2.9%	24.1
03/05/2023 07:00:00	29.6	55	65	35	0.0	0.0%	25.2
03/05/2023 08:00:00	28.1	143	168	35	0.0	0.0%	23.6
03/05/2023 09:00:00	26.5	201	236	35	0.0	0.0%	21.7
03/05/2023 10:00:00	26.1	135	159	35	0.0	0.0%	21.7
03/05/2023 11:00:00	26.3	116	136	30	0.0	0.0%	21.3
03/05/2023 12:00:00	27.3	130	153	35	0.0	0.0%	22.6
03/05/2023 13:00:00	26.2	129	152	35	0.0	0.0%	21.4
03/05/2023 14:00:00	27.1	128	151	35	0.0	0.0%	21.9
03/05/2023 15:00:00	26.5	150	177	35	0.0	0.0%	21.2
03/05/2023 16:00:00	24.6	161	189	35	0.0	0.0%	19.6
03/05/2023 17:00:00	25.8	200	235	35	0.0	0.0%	20.9
03/05/2023 18:00:00	25.9	241	283	35	0.0	0.0%	21.4
03/05/2023 19:00:00	26.2	176	207	40	37.5	1.0%	22.1
03/05/2023 20:00:00	28.0	99	116	35	0.0	0.0%	22.6
03/05/2023 21:00:00	27.3	71	84	35	0.0	0.0%	22.9
03/05/2023 22:00:00	28.6	39	46	35	0.0	0.0%	23.4
03/05/2023 23:00:00	27.5	27	32	40	37.5	3.1%	23.2
04/05/2023 00:00:00	29.0	14	16	35	0.0	0.0%	23.9
04/05/2023 01:00:00	22.5	3	4	25	0.0	0.0%	19.5
04/05/2023 02:00:00	35.0	2	2	35	0.0	0.0%	29.5
04/05/2023 03:00:00	30.0	1	1	30	0.0	0.0%	27.0
04/05/2023 04:00:00	32.5	3	4	35	0.0	0.0%	29.8
04/05/2023 05:00:00	31.7	8	10	35	0.0	0.0%	25.2
04/05/2023 06:00:00	30.0	16	19	40	37.5	5.3%	26.3
04/05/2023 07:00:00	29.6	65	77	35	0.0	0.0%	24.6
04/05/2023 08:00:00	27.6	131	154	35	0.0	0.0%	23.1
04/05/2023 09:00:00	24.7	225	265	35	0.0	0.0%	20.6
04/05/2023 10:00:00	24.9	145	171	30	0.0	0.0%	20.6
04/05/2023 11:00:00	24.9	117	138	35	0.0	0.0%	20.7
04/05/2023 12:00:00	26.0	136	160	35	0.0	0.0%	21.4
04/05/2023 13:00:00	27.1	125	147	35	0.0	0.0%	22.0
04/05/2023 14:00:00	26.4	128	151	35	0.0	0.0%	21.4
04/05/2023 15:00:00	26.5	156	183	30	0.0	0.0%	22.0
04/05/2023 16:00:00	24.6	175	206	35	0.0	0.0%	20.3
04/05/2023 17:00:00	24.7	225	265	35	0.0	0.0%	21.2
04/05/2023 18:00:00	27.1	215	253	40	37.5	0.4%	22.5
04/05/2023 19:00:00	27.7	146	172	35	0.0	0.0%	23.3
04/05/2023 20:00:00	27.2	96	113	40	37.5	1.8%	22.9
04/05/2023 21:00:00	28.1	51	60	35	0.0	0.0%	23.4
04/05/2023 22:00:00	28.2	47	55	35	0.0	0.0%	23.2

04/05/2023 23:00:00	28.0	33	39	35	0.0	0.0%	23.2
05/05/2023 00:00:00	30.0	9	11	35	0.0	0.0%	26.4
05/05/2023 01:00:00	25.0	2	2	25	0.0	0.0%	22.5
05/05/2023 02:00:00	27.5	4	5	30	0.0	0.0%	22.0
05/05/2023 03:00:00	30.0	3	3	30	0.0	0.0%	25.3
05/05/2023 04:00:00	27.5	5	6	30	0.0	0.0%	22.8
05/05/2023 05:00:00	30.0	5	6	35	0.0	0.0%	23.0
05/05/2023 06:00:00	29.5	16	19	40	37.5	5.3%	26.0
05/05/2023 07:00:00	29.8	58	68	35	0.0	0.0%	25.3
05/05/2023 08:00:00	28.2	127	149	35	0.0	0.0%	23.2
05/05/2023 09:00:00	24.1	156	184	35	0.0	0.0%	19.0
05/05/2023 10:00:00	24.9	105	124	35	0.0	0.0%	20.5
05/05/2023 11:00:00	25.3	158	186	35	0.0	0.0%	20.5
05/05/2023 12:00:00	25.9	136	160	40	37.5	0.6%	21.1
05/05/2023 13:00:00	25.8	156	183	35	0.0	0.0%	21.8
05/05/2023 14:00:00	26.8	148	174	35	0.0	0.0%	22.5
05/05/2023 15:00:00	25.2	179	211	35	0.0	0.0%	20.0
05/05/2023 16:00:00	25.4	135	159	35	0.0	0.0%	20.7
05/05/2023 17:00:00	27.6	182	214	35	0.0	0.0%	22.9
05/05/2023 18:00:00	27.4	148	174	35	0.0	0.0%	22.9
05/05/2023 19:00:00	27.2	119	140	30	0.0	0.0%	22.9
05/05/2023 20:00:00	28.3	100	118	45	42.5	0.8%	23.4
05/05/2023 21:00:00	28.5	75	88	35	0.0	0.0%	23.4
05/05/2023 22:00:00	29.1	31	37	35	0.0	0.0%	24.2
05/05/2023 23:00:00	27.2	33	39	35	0.0	0.0%	22.5
06/05/2023 00:00:00	28.3	17	20	35	0.0	0.0%	22.8
06/05/2023 01:00:00	30.0	13	15	35	0.0	0.0%	24.5
06/05/2023 02:00:00	28.8	6	7	30	0.0	0.0%	24.3
06/05/2023 03:00:00	25.0	2	2	25	0.0	0.0%	22.0
06/05/2023 04:00:00	40.0	2	2	40	37.5	50.0%	32.0
06/05/2023 05:00:00	27.5	4	5	30	0.0	0.0%	23.0
06/05/2023 06:00:00	28.0	10	12	30	0.0	0.0%	23.6
06/05/2023 07:00:00	28.8	17	20	35	0.0	0.0%	24.4
06/05/2023 08:00:00	28.2	48	57	40	37.5	1.8%	23.5
06/05/2023 09:00:00	28.5	90	106	35	0.0	0.0%	23.7
06/05/2023 10:00:00	27.3	103	121	40	37.5	0.8%	22.7
06/05/2023 11:00:00	27.9	96	113	35	0.0	0.0%	23.6
06/05/2023 12:00:00	28.1	72	85	40	37.5	1.2%	23.4
06/05/2023 13:00:00	28.1	73	86	35	0.0	0.0%	23.5
06/05/2023 14:00:00	27.7	76	90	35	0.0	0.0%	23.1
06/05/2023 15:00:00	28.0	60	70	35	0.0	0.0%	23.5
06/05/2023 16:00:00	28.6	64	75	35	0.0	0.0%	23.9
06/05/2023 17:00:00	27.1	73	86	35	0.0	0.0%	22.8
06/05/2023 18:00:00	28.0	73	86	35	0.0	0.0%	23.4
06/05/2023 19:00:00	28.2	63	74	35	0.0	0.0%	23.5
06/05/2023 20:00:00	28.3	54	64	35	0.0	0.0%	23.7
06/05/2023 21:00:00	27.7	34	40	30	0.0	0.0%	23.2

06/05/2023 22:00:00	26.2	31	37	35	0.0	0.0%	22.4
06/05/2023 23:00:00	25.0	24	28	35	0.0	0.0%	21.5
07/05/2023 00:00:00	30.0	10	12	40	37.5	8.3%	24.3
07/05/2023 01:00:00	30.0	11	13	35	0.0	0.0%	23.4
07/05/2023 02:00:00	27.5	3	4	30	0.0	0.0%	24.8
07/05/2023 03:00:00	28.8	7	8	30	0.0	0.0%	24.0
07/05/2023 04:00:00	35.0	7	8	40	37.5	12.5%	25.4
07/05/2023 05:00:00	25.0	4	5	30	0.0	0.0%	23.4
07/05/2023 06:00:00	30.0	4	5	35	0.0	0.0%	25.0
07/05/2023 07:00:00	28.0	13	15	30	0.0	0.0%	23.3
07/05/2023 08:00:00	29.0	18	21	35	0.0	0.0%	23.8
07/05/2023 09:00:00	28.6	46	54	35	0.0	0.0%	23.5
07/05/2023 10:00:00	28.0	76	89	40	37.5	1.1%	23.4
07/05/2023 11:00:00	27.0	95	112	35	0.0	0.0%	22.4
07/05/2023 12:00:00	26.6	122	144	35	0.0	0.0%	22.3
07/05/2023 13:00:00	24.9	123	145	35	0.0	0.0%	21.6
07/05/2023 14:00:00	25.0	110	130	30	0.0	0.0%	21.5
07/05/2023 15:00:00	26.5	116	137	40	37.5	0.7%	22.3
07/05/2023 16:00:00	27.1	105	124	40	37.5	0.8%	22.9
07/05/2023 17:00:00	26.9	109	128	35	0.0	0.0%	22.1
07/05/2023 18:00:00	27.1	77	91	35	0.0	0.0%	22.7
07/05/2023 19:00:00	28.1	92	108	45	40.0	1.9%	23.4
07/05/2023 20:00:00	27.5	78	92	40	37.5	1.1%	23.2
07/05/2023 21:00:00	28.5	41	48	35	0.0	0.0%	23.8
07/05/2023 22:00:00	28.8	47	55	35	0.0	0.0%	22.9
07/05/2023 23:00:00	28.3	20	23	35	0.0	0.0%	22.6
08/05/2023 00:00:00	28.3	13	15	35	0.0	0.0%	21.3
08/05/2023 01:00:00	30.0	12	14	35	0.0	0.0%	25.1
08/05/2023 02:00:00	30.0	4	5	35	0.0	0.0%	23.0
08/05/2023 03:00:00	0.0	0	0	0	0.0	0.0%	0.0
08/05/2023 04:00:00	25.0	2	2	25	0.0	0.0%	22.5
08/05/2023 05:00:00	35.0	8	9	45	42.5	11.1%	25.6
08/05/2023 06:00:00	32.5	7	8	35	0.0	0.0%	25.9
08/05/2023 07:00:00	30.0	20	24	45	42.5	8.3%	25.5
08/05/2023 08:00:00	28.3	24	28	35	0.0	0.0%	23.4
08/05/2023 09:00:00	28.7	42	49	40	37.5	2.0%	24.2
08/05/2023 10:00:00	28.8	75	88	35	0.0	0.0%	23.9
08/05/2023 11:00:00	27.6	89	105	35	0.0	0.0%	23.0
08/05/2023 12:00:00	26.7	123	145	30	0.0	0.0%	22.3
08/05/2023 13:00:00	25.6	133	156	35	0.0	0.0%	22.0
08/05/2023 14:00:00	27.9	105	123	35	0.0	0.0%	22.8
08/05/2023 15:00:00	25.5	105	123	30	0.0	0.0%	22.0
08/05/2023 16:00:00	27.9	87	102	35	0.0	0.0%	23.3
08/05/2023 17:00:00	27.1	105	123	35	0.0	0.0%	23.0
08/05/2023 18:00:00	28.1	99	116	40	37.5	0.9%	23.0
08/05/2023 19:00:00	28.8	72	85	45	40.0	2.4%	24.0
08/05/2023 20:00:00	27.3	42	49	30	0.0	0.0%	22.9

08/05/2023 21:00:00	28.0	40	47	40	37.5	2.1%	23.3
08/05/2023 22:00:00	29.5	25	29	35	0.0	0.0%	24.8
08/05/2023 23:00:00	24.4	12	14	35	0.0	0.0%	21.6
09/05/2023 00:00:00	25.0	3	3	25	0.0	0.0%	20.3
09/05/2023 01:00:00	30.0	3	3	30	0.0	0.0%	25.7
09/05/2023 02:00:00	28.3	3	4	30	0.0	0.0%	26.0
09/05/2023 03:00:00	30.0	3	3	30	0.0	0.0%	25.3
09/05/2023 04:00:00	25.0	3	4	30	0.0	0.0%	23.3
09/05/2023 05:00:00	30.0	2	2	30	0.0	0.0%	24.5
09/05/2023 06:00:00	30.0	15	18	35	0.0	0.0%	25.9
09/05/2023 07:00:00	29.3	44	52	35	0.0	0.0%	25.6
09/05/2023 08:00:00	27.2	118	139	35	0.0	0.0%	22.6
09/05/2023 09:00:00	24.4	201	236	35	0.0	0.0%	19.9
09/05/2023 10:00:00	24.8	123	145	40	37.5	0.7%	20.2
09/05/2023 11:00:00	24.9	107	126	30	0.0	0.0%	20.3
09/05/2023 12:00:00	26.0	104	122	35	0.0	0.0%	21.2
09/05/2023 13:00:00	27.6	143	168	40	37.5	0.6%	22.1
09/05/2023 14:00:00	27.5	107	126	35	0.0	0.0%	22.5
09/05/2023 15:00:00	26.4	141	166	40	37.5	0.6%	21.7
09/05/2023 16:00:00	25.6	164	193	35	0.0	0.0%	21.1
09/05/2023 17:00:00	25.0	202	238	35	0.0	0.0%	20.5
09/05/2023 18:00:00	25.6	234	275	35	0.0	0.0%	21.2
09/05/2023 19:00:00	26.9	123	145	35	0.0	0.0%	22.6
09/05/2023 20:00:00	29.2	59	69	40	37.5	1.4%	24.0
09/05/2023 21:00:00	28.5	27	32	35	0.0	0.0%	23.9
09/05/2023 22:00:00	26.7	39	46	35	0.0	0.0%	22.3
09/05/2023 23:00:00	25.0	18	21	35	0.0	0.0%	22.4
10/05/2023 00:00:00	30.0	14	16	35	0.0	0.0%	24.5
10/05/2023 01:00:00	25.0	4	5	35	0.0	0.0%	24.2
10/05/2023 02:00:00	30.0	2	2	30	0.0	0.0%	24.5
10/05/2023 03:00:00	40.0	3	3	40	37.5	33.3%	25.3
10/05/2023 04:00:00	32.5	7	8	35	0.0	0.0%	24.6
10/05/2023 05:00:00	25.0	2	2	25	0.0	0.0%	19.5
10/05/2023 06:00:00	31.7	21	25	35	0.0	0.0%	25.6
10/05/2023 07:00:00	32.2	39	46	45	40.0	4.3%	26.3
10/05/2023 08:00:00	27.5	126	148	35	0.0	0.0%	23.1
10/05/2023 09:00:00	25.0	205	241	35	0.0	0.0%	21.3
10/05/2023 10:00:00	27.6	128	150	35	0.0	0.0%	22.4
10/05/2023 11:00:00	26.1	128	150	35	0.0	0.0%	21.7
10/05/2023 12:00:00	26.1	112	132	40	37.5	0.8%	21.4
10/05/2023 13:00:00	26.7	127	149	40	37.5	0.7%	22.3
10/05/2023 14:00:00	26.7	122	143	35	0.0	0.0%	21.3
10/05/2023 15:00:00	25.0	141	166	35	0.0	0.0%	20.8
10/05/2023 16:00:00	24.5	140	165	35	0.0	0.0%	20.0
10/05/2023 17:00:00	25.7	194	228	35	0.0	0.0%	20.7
10/05/2023 18:00:00	26.5	224	263	35	0.0	0.0%	21.7
10/05/2023 19:00:00	26.8	144	170	35	0.0	0.0%	22.4

10/05/2023 20:00:00	27.0	107	126	35	0.0	0.0%	22.5
10/05/2023 21:00:00	28.5	53	62	35	0.0	0.0%	23.8
10/05/2023 22:00:00	26.0	26	30	30	0.0	0.0%	22.1
10/05/2023 23:00:00	26.2	25	29	35	0.0	0.0%	21.5
11/05/2023 00:00:00	26.2	19	22	30	0.0	0.0%	21.2
11/05/2023 01:00:00	25.0	1	1	25	0.0	0.0%	22.0
11/05/2023 02:00:00	27.5	3	4	30	0.0	0.0%	25.0
11/05/2023 03:00:00	32.5	8	9	35	0.0	0.0%	26.0
11/05/2023 04:00:00	40.0	1	1	40	37.5	100.0%	37.0
11/05/2023 05:00:00	25.0	3	3	25	0.0	0.0%	22.3
11/05/2023 06:00:00	32.5	19	22	40	37.5	4.5%	25.2
11/05/2023 07:00:00	31.7	60	70	40	37.5	2.9%	25.9
11/05/2023 08:00:00	27.4	141	166	40	37.5	0.6%	22.8
11/05/2023 09:00:00	26.5	207	244	35	0.0	0.0%	21.6
11/05/2023 10:00:00	24.8	122	143	35	0.0	0.0%	20.5
11/05/2023 11:00:00	25.8	128	150	35	0.0	0.0%	20.7
11/05/2023 12:00:00	26.2	118	139	35	0.0	0.0%	20.6
11/05/2023 13:00:00	25.3	107	126	35	0.0	0.0%	21.2
11/05/2023 14:00:00	26.3	101	119	40	37.5	0.8%	22.1
11/05/2023 15:00:00	27.3	150	176	35	0.0	0.0%	22.4
11/05/2023 16:00:00	24.8	177	208	35	0.0	0.0%	20.2
11/05/2023 17:00:00	26.5	208	245	35	0.0	0.0%	21.5
11/05/2023 18:00:00	26.7	221	260	35	0.0	0.0%	22.5
11/05/2023 19:00:00	26.8	141	166	40	37.5	0.6%	22.6
11/05/2023 20:00:00	27.6	57	67	35	0.0	0.0%	22.9
11/05/2023 21:00:00	27.9	46	54	35	0.0	0.0%	23.5
11/05/2023 22:00:00	27.7	48	56	40	37.5	1.8%	22.7
11/05/2023 23:00:00	28.0	26	31	40	37.5	3.2%	22.9
12/05/2023 00:00:00	28.3	9	11	35	0.0	0.0%	23.7
12/05/2023 01:00:00	27.5	7	8	30	0.0	0.0%	22.9
12/05/2023 02:00:00	30.0	3	3	30	0.0	0.0%	22.0
12/05/2023 03:00:00	28.3	9	11	35	0.0	0.0%	22.7
12/05/2023 04:00:00	30.0	7	8	35	0.0	0.0%	23.3
12/05/2023 05:00:00	30.0	7	8	35	0.0	0.0%	26.0
12/05/2023 06:00:00	30.0	24	28	45	40.0	7.1%	25.2
12/05/2023 07:00:00	29.8	42	50	40	37.5	2.0%	24.8
12/05/2023 08:00:00	27.7	125	147	40	37.5	0.7%	23.1
12/05/2023 09:00:00	26.2	215	253	35	0.0	0.0%	21.5
12/05/2023 10:00:00	25.0	124	146	30	0.0	0.0%	20.2
12/05/2023 11:00:00	24.7	122	143	30	0.0	0.0%	19.9
12/05/2023 12:00:00	26.2	142	167	35	0.0	0.0%	21.0
12/05/2023 13:00:00	25.2	128	151	30	0.0	0.0%	20.6
12/05/2023 14:00:00	26.7	113	133	35	0.0	0.0%	21.5
12/05/2023 15:00:00	27.8	137	161	40	37.5	0.6%	22.9
12/05/2023 16:00:00	25.7	178	210	35	0.0	0.0%	20.6
12/05/2023 17:00:00	26.1	191	225	35	0.0	0.0%	22.2
12/05/2023 18:00:00	27.2	194	228	40	37.5	0.4%	22.3

12/05/2023 19:00:00	25.5	159	187	35	0.0	0.0%	21.3
12/05/2023 20:00:00	27.9	84	99	35	0.0	0.0%	23.4
12/05/2023 21:00:00	27.1	55	65	35	0.0	0.0%	22.8
12/05/2023 22:00:00	27.8	28	33	35	0.0	0.0%	22.7
12/05/2023 23:00:00	24.7	22	26	30	0.0	0.0%	20.8
13/05/2023 00:00:00	30.0	10	12	40	37.5	8.3%	24.3
13/05/2023 01:00:00	35.0	11	13	45	40.0	15.4%	24.2
13/05/2023 02:00:00	25.0	5	6	30	0.0	0.0%	23.2
13/05/2023 03:00:00	20.0	3	4	25	0.0	0.0%	18.5
13/05/2023 04:00:00	28.0	10	12	30	0.0	0.0%	23.9
13/05/2023 05:00:00	30.0	4	5	35	0.0	0.0%	26.0
13/05/2023 06:00:00	29.5	19	22	35	0.0	0.0%	25.0
13/05/2023 07:00:00	32.1	30	35	45	42.5	2.9%	27.1
13/05/2023 08:00:00	28.8	49	58	40	37.5	1.7%	24.2
13/05/2023 09:00:00	27.5	92	108	40	37.5	0.9%	23.1
13/05/2023 10:00:00	27.5	102	120	40	37.5	0.8%	22.6
13/05/2023 11:00:00	27.0	134	158	35	0.0	0.0%	22.4
13/05/2023 12:00:00	24.9	128	151	40	37.5	0.7%	21.1
13/05/2023 13:00:00	24.7	137	161	35	0.0	0.0%	20.2
13/05/2023 14:00:00	25.0	143	168	35	0.0	0.0%	21.7
13/05/2023 15:00:00	25.9	106	125	35	0.0	0.0%	21.5
13/05/2023 16:00:00	28.0	100	118	35	0.0	0.0%	23.3
13/05/2023 17:00:00	26.2	116	137	35	0.0	0.0%	21.5
13/05/2023 18:00:00	27.4	104	122	40	37.5	0.8%	23.2
13/05/2023 19:00:00	27.4	85	100	35	0.0	0.0%	23.0
13/05/2023 20:00:00	26.6	86	101	35	0.0	0.0%	22.7
13/05/2023 21:00:00	28.9	45	53	35	0.0	0.0%	24.1
13/05/2023 22:00:00	28.0	41	48	50	45.0	4.2%	24.1
13/05/2023 23:00:00	28.3	19	22	35	0.0	0.0%	22.5
14/05/2023 00:00:00	28.6	24	28	35	0.0	0.0%	23.3
14/05/2023 01:00:00	25.0	13	15	30	0.0	0.0%	20.3
14/05/2023 02:00:00	31.7	9	11	35	0.0	0.0%	25.0
14/05/2023 03:00:00	30.0	2	2	30	0.0	0.0%	24.5
14/05/2023 04:00:00	33.3	4	5	35	0.0	0.0%	28.2
14/05/2023 05:00:00	30.0	3	4	35	0.0	0.0%	24.5
14/05/2023 06:00:00	31.7	10	12	35	0.0	0.0%	24.8
14/05/2023 07:00:00	27.5	8	10	35	0.0	0.0%	24.3
14/05/2023 08:00:00	28.5	26	31	35	0.0	0.0%	24.6
14/05/2023 09:00:00	28.1	57	67	40	37.5	3.0%	22.8
14/05/2023 10:00:00	28.1	75	88	35	0.0	0.0%	23.5
14/05/2023 11:00:00	27.1	110	129	40	37.5	0.8%	22.6
14/05/2023 12:00:00	28.4	120	141	40	37.5	0.7%	23.3
14/05/2023 13:00:00	26.8	122	144	35	0.0	0.0%	22.5
14/05/2023 14:00:00	25.4	139	163	35	0.0	0.0%	22.3
14/05/2023 15:00:00	27.3	112	132	35	0.0	0.0%	22.5
14/05/2023 16:00:00	26.5	105	124	35	0.0	0.0%	22.2
14/05/2023 17:00:00	25.0	120	141	35	0.0	0.0%	21.9

14/05/2023 18:00:00	26.8	93	109	45	42.5	0.9%	22.8
14/05/2023 19:00:00	27.4	97	114	35	0.0	0.0%	22.8
14/05/2023 20:00:00	28.8	60	70	35	0.0	0.0%	23.9
14/05/2023 21:00:00	29.2	52	61	35	0.0	0.0%	23.7
14/05/2023 22:00:00	27.9	28	33	45	42.5	3.0%	23.0
14/05/2023 23:00:00	28.8	19	22	40	37.5	4.5%	23.7
15/05/2023 00:00:00	25.0	7	8	30	0.0	0.0%	17.9
15/05/2023 01:00:00	30.0	6	7	45	42.5	14.3%	25.1
15/05/2023 02:00:00	35.0	1	1	35	0.0	0.0%	32.0
15/05/2023 03:00:00	25.0	3	4	30	0.0	0.0%	22.3
15/05/2023 04:00:00	30.0	4	5	40	37.5	20.0%	25.0
15/05/2023 05:00:00	27.5	7	8	30	0.0	0.0%	22.9
15/05/2023 06:00:00	29.4	20	24	40	37.5	4.2%	24.8
15/05/2023 07:00:00	29.4	63	74	45	40.0	2.7%	24.9
15/05/2023 08:00:00	27.2	154	181	35	0.0	0.0%	22.6
15/05/2023 09:00:00	24.6	184	217	30	0.0	0.0%	20.3
15/05/2023 10:00:00	25.7	139	164	35	0.0	0.0%	20.5
15/05/2023 11:00:00	27.9	104	122	35	0.0	0.0%	22.4
15/05/2023 12:00:00	24.5	139	164	35	0.0	0.0%	20.2
15/05/2023 13:00:00	26.4	126	148	35	0.0	0.0%	21.5
15/05/2023 14:00:00	26.7	112	132	35	0.0	0.0%	21.9
15/05/2023 15:00:00	24.9	151	178	35	0.0	0.0%	21.0
15/05/2023 16:00:00	25.2	156	184	35	0.0	0.0%	20.5
15/05/2023 17:00:00	26.6	210	247	35	0.0	0.0%	21.9
15/05/2023 18:00:00	27.4	202	238	40	37.5	0.4%	22.6
15/05/2023 19:00:00	27.2	133	157	35	0.0	0.0%	23.1
15/05/2023 20:00:00	28.7	71	83	35	0.0	0.0%	24.0
15/05/2023 21:00:00	27.9	50	59	45	42.5	1.7%	23.4
15/05/2023 22:00:00	25.6	48	56	35	0.0	0.0%	21.6
15/05/2023 23:00:00	25.0	25	29	35	0.0	0.0%	21.9
16/05/2023 00:00:00	30.0	8	9	40	37.5	11.1%	27.2
16/05/2023 01:00:00	25.0	2	2	25	0.0	0.0%	19.5
16/05/2023 02:00:00	25.0	1	1	25	0.0	0.0%	22.0
16/05/2023 03:00:00	28.3	5	6	30	0.0	0.0%	24.8
16/05/2023 04:00:00	30.0	4	5	35	0.0	0.0%	26.2
16/05/2023 05:00:00	32.5	6	7	35	0.0	0.0%	24.9
16/05/2023 06:00:00	36.2	18	21	40	37.5	19.0%	27.0
16/05/2023 07:00:00	30.0	59	69	40	37.5	1.4%	25.0
16/05/2023 08:00:00	28.1	148	174	35	0.0	0.0%	23.3
16/05/2023 09:00:00	24.6	170	200	35	0.0	0.0%	19.6
16/05/2023 10:00:00	26.8	134	158	35	0.0	0.0%	20.3
16/05/2023 11:00:00	26.8	107	126	35	0.0	0.0%	21.3
16/05/2023 12:00:00	27.0	123	145	35	0.0	0.0%	22.0
16/05/2023 13:00:00	26.0	127	149	35	0.0	0.0%	21.8
16/05/2023 14:00:00	26.9	118	139	35	0.0	0.0%	22.2
16/05/2023 15:00:00	25.4	148	174	40	37.5	0.6%	20.3
16/05/2023 16:00:00	24.1	157	185	30	0.0	0.0%	19.3

16/05/2023 17:00:00	24.9	211	248	35	0.0	0.0%	20.1
16/05/2023 18:00:00	25.7	247	291	35	0.0	0.0%	22.0
16/05/2023 19:00:00	26.8	149	175	35	0.0	0.0%	22.3
16/05/2023 20:00:00	27.2	79	93	30	0.0	0.0%	22.1
16/05/2023 21:00:00	29.3	53	62	35	0.0	0.0%	23.7
16/05/2023 22:00:00	29.0	25	29	35	0.0	0.0%	23.9
16/05/2023 23:00:00	26.2	25	29	35	0.0	0.0%	21.8
17/05/2023 00:00:00	30.0	12	14	35	0.0	0.0%	22.2
17/05/2023 01:00:00	23.3	3	4	25	0.0	0.0%	21.0
17/05/2023 02:00:00	30.0	3	3	30	0.0	0.0%	20.3
17/05/2023 03:00:00	30.0	3	4	35	0.0	0.0%	27.3
17/05/2023 04:00:00	27.5	4	5	30	0.0	0.0%	22.0
17/05/2023 05:00:00	30.0	3	3	30	0.0	0.0%	25.3
17/05/2023 06:00:00	30.0	20	24	40	37.5	4.2%	26.1
17/05/2023 07:00:00	29.4	48	57	40	37.5	1.8%	24.2
17/05/2023 08:00:00	27.8	144	170	40	37.5	0.6%	22.9
17/05/2023 09:00:00	26.7	206	242	35	0.0	0.0%	22.1
17/05/2023 10:00:00	27.7	102	120	35	0.0	0.0%	22.5
17/05/2023 11:00:00	27.2	102	120	35	0.0	0.0%	21.5
17/05/2023 12:00:00	26.5	105	124	35	0.0	0.0%	21.9
17/05/2023 13:00:00	26.3	116	137	35	0.0	0.0%	21.7
17/05/2023 14:00:00	25.8	122	143	35	0.0	0.0%	22.2
17/05/2023 15:00:00	27.7	121	142	35	0.0	0.0%	23.1
17/05/2023 16:00:00	25.2	155	182	35	0.0	0.0%	21.6
17/05/2023 17:00:00	26.7	182	214	40	37.5	0.5%	22.5
17/05/2023 18:00:00	27.4	249	293	40	37.5	0.7%	23.2
17/05/2023 19:00:00	27.1	129	152	40	37.5	0.7%	23.3
17/05/2023 20:00:00	27.4	95	112	35	0.0	0.0%	22.8
17/05/2023 21:00:00	28.2	59	69	35	0.0	0.0%	23.2
17/05/2023 22:00:00	28.5	42	49	40	37.5	2.0%	24.0
17/05/2023 23:00:00	29.0	36	42	40	37.5	4.8%	23.5
18/05/2023 00:00:00	28.8	7	8	30	0.0	0.0%	24.3
18/05/2023 01:00:00	25.0	3	3	25	0.0	0.0%	20.3
18/05/2023 02:00:00	27.5	5	6	30	0.0	0.0%	23.0
18/05/2023 03:00:00	27.5	3	4	30	0.0	0.0%	23.3
18/05/2023 04:00:00	28.8	8	10	40	37.5	10.0%	25.2
18/05/2023 05:00:00	25.0	8	10	30	0.0	0.0%	22.7
18/05/2023 06:00:00	31.2	23	27	40	37.5	3.7%	26.4
18/05/2023 07:00:00	31.7	48	57	40	37.5	1.8%	25.8
18/05/2023 08:00:00	28.4	144	170	40	37.5	0.6%	23.8
18/05/2023 09:00:00	25.3	223	262	35	0.0	0.0%	20.4
18/05/2023 10:00:00	26.2	114	134	35	0.0	0.0%	21.2
18/05/2023 11:00:00	27.0	105	123	35	0.0	0.0%	21.8
18/05/2023 12:00:00	24.9	144	170	35	0.0	0.0%	20.2
18/05/2023 13:00:00	26.0	150	176	35	0.0	0.0%	20.8
18/05/2023 14:00:00	27.1	126	148	35	0.0	0.0%	22.0
18/05/2023 15:00:00	25.6	144	170	35	0.0	0.0%	20.9

18/05/2023 16:00:00	24.4	177	208	30	0.0	0.0%	19.6
18/05/2023 17:00:00	26.4	230	270	35	0.0	0.0%	20.9
18/05/2023 18:00:00	25.4	255	300	35	0.0	0.0%	21.4
18/05/2023 19:00:00	26.8	156	183	40	37.5	0.5%	21.9
18/05/2023 20:00:00	28.2	105	123	35	0.0	0.0%	23.2
18/05/2023 21:00:00	28.0	62	73	35	0.0	0.0%	23.5
18/05/2023 22:00:00	27.1	45	53	30	0.0	0.0%	22.7
18/05/2023 23:00:00	27.0	26	31	40	37.5	3.2%	22.7
19/05/2023 00:00:00	30.0	12	14	40	37.5	7.1%	25.1
19/05/2023 01:00:00	28.0	10	12	30	0.0	0.0%	23.5
19/05/2023 02:00:00	30.0	3	4	35	0.0	0.0%	25.8
19/05/2023 03:00:00	28.3	4	5	30	0.0	0.0%	25.4
19/05/2023 04:00:00	26.7	8	10	30	0.0	0.0%	21.8
19/05/2023 05:00:00	31.7	12	14	35	0.0	0.0%	25.4
19/05/2023 06:00:00	31.2	25	29	40	37.5	3.4%	25.2
19/05/2023 07:00:00	32.3	49	58	40	37.5	5.2%	26.6
19/05/2023 08:00:00	27.6	117	138	35	0.0	0.0%	22.9
19/05/2023 09:00:00	25.7	196	231	35	0.0	0.0%	20.8
19/05/2023 10:00:00	24.6	141	166	30	0.0	0.0%	19.2
19/05/2023 11:00:00	24.8	135	159	35	0.0	0.0%	20.3
19/05/2023 12:00:00	25.8	160	188	35	0.0	0.0%	20.7
19/05/2023 13:00:00	25.2	146	172	35	0.0	0.0%	20.4
19/05/2023 14:00:00	26.2	125	147	40	37.5	0.7%	21.4
19/05/2023 15:00:00	26.5	171	201	35	0.0	0.0%	21.2
19/05/2023 16:00:00	24.7	164	193	35	0.0	0.0%	20.3
19/05/2023 17:00:00	27.6	183	215	40	37.5	0.5%	22.7
19/05/2023 18:00:00	26.9	209	246	35	0.0	0.0%	22.8
19/05/2023 19:00:00	27.7	135	159	40	37.5	1.3%	23.0
19/05/2023 20:00:00	27.2	102	120	35	0.0	0.0%	22.4
19/05/2023 21:00:00	28.8	60	70	35	0.0	0.0%	24.1
19/05/2023 22:00:00	28.6	42	49	35	0.0	0.0%	23.1
19/05/2023 23:00:00	27.0	29	34	40	37.5	5.9%	23.0
20/05/2023 00:00:00	28.3	22	26	35	0.0	0.0%	23.0
20/05/2023 01:00:00	28.3	10	12	40	37.5	8.3%	23.8
20/05/2023 02:00:00	30.0	3	3	30	0.0	0.0%	25.7
20/05/2023 03:00:00	35.0	3	3	35	0.0	0.0%	27.0
20/05/2023 04:00:00	26.7	10	12	30	0.0	0.0%	22.3
20/05/2023 05:00:00	30.0	5	6	35	0.0	0.0%	23.8
20/05/2023 06:00:00	30.0	9	11	40	37.5	18.2%	26.8
20/05/2023 07:00:00	32.1	26	30	35	0.0	0.0%	26.2
20/05/2023 08:00:00	28.8	46	54	45	42.5	1.9%	23.6
20/05/2023 09:00:00	28.7	79	93	35	0.0	0.0%	23.9
20/05/2023 10:00:00	26.2	124	146	35	0.0	0.0%	22.1
20/05/2023 11:00:00	27.2	158	186	35	0.0	0.0%	22.6
20/05/2023 12:00:00	24.9	142	167	35	0.0	0.0%	21.3
20/05/2023 13:00:00	26.4	121	142	35	0.0	0.0%	22.0
20/05/2023 14:00:00	26.8	128	151	40	37.5	0.7%	22.1

20/05/2023 15:00:00	26.2	106	125	35	0.0	0.0%	22.0
20/05/2023 16:00:00	26.3	105	123	35	0.0	0.0%	22.7
20/05/2023 17:00:00	27.8	112	132	35	0.0	0.0%	23.3
20/05/2023 18:00:00	26.5	114	134	35	0.0	0.0%	21.9
20/05/2023 19:00:00	28.0	99	116	35	0.0	0.0%	22.8
20/05/2023 20:00:00	27.1	60	70	35	0.0	0.0%	22.1
20/05/2023 21:00:00	29.6	47	55	50	42.5	3.6%	24.4
20/05/2023 22:00:00	27.0	40	47	35	0.0	0.0%	22.5
20/05/2023 23:00:00	27.0	20	23	30	0.0	0.0%	22.2
21/05/2023 00:00:00	30.0	19	22	35	0.0	0.0%	23.0
21/05/2023 01:00:00	25.0	4	5	30	0.0	0.0%	23.2
21/05/2023 02:00:00	28.8	7	8	30	0.0	0.0%	24.3
21/05/2023 03:00:00	30.0	3	3	30	0.0	0.0%	25.3
21/05/2023 04:00:00	40.0	2	2	40	37.5	50.0%	29.5
21/05/2023 05:00:00	23.8	4	5	25	0.0	0.0%	21.2
21/05/2023 06:00:00	30.0	8	10	35	0.0	0.0%	25.6
21/05/2023 07:00:00	30.0	8	9	35	0.0	0.0%	23.6
21/05/2023 08:00:00	29.3	26	30	40	37.5	3.3%	23.7
21/05/2023 09:00:00	28.0	54	63	40	37.5	1.6%	23.0
21/05/2023 10:00:00	28.2	76	90	35	0.0	0.0%	23.1
21/05/2023 11:00:00	25.6	109	128	40	37.5	0.8%	22.1
21/05/2023 12:00:00	26.9	127	149	45	42.5	0.7%	22.5
21/05/2023 13:00:00	26.1	150	177	35	0.0	0.0%	22.1
21/05/2023 14:00:00	26.2	117	138	35	0.0	0.0%	22.2
21/05/2023 15:00:00	27.1	115	135	30	0.0	0.0%	22.3
21/05/2023 16:00:00	27.5	112	132	35	0.0	0.0%	22.5
21/05/2023 17:00:00	26.6	110	130	35	0.0	0.0%	22.2
21/05/2023 18:00:00	26.0	98	115	35	0.0	0.0%	22.3
21/05/2023 19:00:00	28.2	82	96	40	37.5	1.0%	23.3
21/05/2023 20:00:00	28.4	60	70	35	0.0	0.0%	23.3
21/05/2023 21:00:00	27.0	53	62	30	0.0	0.0%	22.5
21/05/2023 22:00:00	28.6	30	35	45	42.5	2.9%	23.8
21/05/2023 23:00:00	29.3	14	16	40	37.5	6.3%	24.8
22/05/2023 00:00:00	25.0	3	4	30	0.0	0.0%	20.8
22/05/2023 01:00:00	30.0	4	5	50	47.5	20.0%	27.2
22/05/2023 02:00:00	35.0	3	3	35	0.0	0.0%	27.0
22/05/2023 03:00:00	30.0	2	2	30	0.0	0.0%	22.0
22/05/2023 04:00:00	30.0	3	3	30	0.0	0.0%	23.7
22/05/2023 05:00:00	27.5	24	28	35	0.0	0.0%	22.7
22/05/2023 06:00:00	31.7	21	25	40	37.5	8.0%	26.5
22/05/2023 07:00:00	29.3	42	49	35	0.0	0.0%	25.2
22/05/2023 08:00:00	27.9	126	148	35	0.0	0.0%	23.5
22/05/2023 09:00:00	25.2	165	194	35	0.0	0.0%	20.7
22/05/2023 10:00:00	26.8	94	111	35	0.0	0.0%	21.7
22/05/2023 11:00:00	26.0	118	139	35	0.0	0.0%	21.0
22/05/2023 12:00:00	25.6	122	144	35	0.0	0.0%	21.0
22/05/2023 13:00:00	25.0	105	124	35	0.0	0.0%	20.3

22/05/2023 14:00:00	26.1	116	137	40	37.5	0.7%	21.1
22/05/2023 15:00:00	26.8	139	163	40	37.5	0.6%	21.5
22/05/2023 16:00:00	25.0	144	170	35	0.0	0.0%	21.0
22/05/2023 17:00:00	26.2	201	236	35	0.0	0.0%	20.9
22/05/2023 18:00:00	25.1	207	243	35	0.0	0.0%	21.2
22/05/2023 19:00:00	25.5	116	137	35	0.0	0.0%	21.7
22/05/2023 20:00:00	28.2	78	92	35	0.0	0.0%	22.7
22/05/2023 21:00:00	27.7	69	81	30	0.0	0.0%	23.3
22/05/2023 22:00:00	26.7	35	41	30	0.0	0.0%	21.7
22/05/2023 23:00:00	25.0	21	25	30	0.0	0.0%	21.3
23/05/2023 00:00:00	35.0	3	4	40	37.5	25.0%	29.5
23/05/2023 01:00:00	25.0	1	1	25	0.0	0.0%	22.0
23/05/2023 02:00:00	28.3	4	5	30	0.0	0.0%	24.2
23/05/2023 03:00:00	25.0	4	5	30	0.0	0.0%	23.4
23/05/2023 04:00:00	26.7	9	11	30	0.0	0.0%	23.2
23/05/2023 05:00:00	30.0	6	7	40	37.5	14.3%	24.3
23/05/2023 06:00:00	30.0	20	23	40	37.5	4.3%	26.5
23/05/2023 07:00:00	30.8	60	70	35	0.0	0.0%	25.3
23/05/2023 08:00:00	27.2	140	165	35	0.0	0.0%	22.6
23/05/2023 09:00:00	24.9	186	219	35	0.0	0.0%	21.0
23/05/2023 10:00:00	24.8	128	150	35	0.0	0.0%	19.7
23/05/2023 11:00:00	25.8	139	163	35	0.0	0.0%	20.8
23/05/2023 12:00:00	26.5	110	130	35	0.0	0.0%	21.9
23/05/2023 13:00:00	26.4	128	150	35	0.0	0.0%	21.9
23/05/2023 14:00:00	26.8	100	118	35	0.0	0.0%	21.6
23/05/2023 15:00:00	26.9	128	150	40	37.5	0.7%	22.2
23/05/2023 16:00:00	24.8	150	176	30	0.0	0.0%	21.1
23/05/2023 17:00:00	27.1	186	219	40	37.5	0.5%	22.1
23/05/2023 18:00:00	25.1	240	282	35	0.0	0.0%	21.3
23/05/2023 19:00:00	25.2	130	153	35	0.0	0.0%	21.8
23/05/2023 20:00:00	26.8	78	92	35	0.0	0.0%	22.2
23/05/2023 21:00:00	27.8	51	60	35	0.0	0.0%	22.9
23/05/2023 22:00:00	29.1	42	49	35	0.0	0.0%	24.4
23/05/2023 23:00:00	29.3	20	23	35	0.0	0.0%	23.4
24/05/2023 00:00:00	30.0	7	8	35	0.0	0.0%	21.6
24/05/2023 01:00:00	30.0	3	3	30	0.0	0.0%	22.0
24/05/2023 02:00:00	27.5	7	8	30	0.0	0.0%	21.5
24/05/2023 03:00:00	35.0	2	2	35	0.0	0.0%	32.5
24/05/2023 04:00:00	30.0	11	13	40	37.5	7.7%	24.8
24/05/2023 05:00:00	24.3	6	7	25	0.0	0.0%	22.3
24/05/2023 06:00:00	31.2	29	34	40	37.5	5.9%	26.8
24/05/2023 07:00:00	32.1	65	76	40	37.5	5.3%	25.2
24/05/2023 08:00:00	28.1	133	156	35	0.0	0.0%	23.6
24/05/2023 09:00:00	25.8	197	232	35	0.0	0.0%	21.6
24/05/2023 10:00:00	26.8	108	127	35	0.0	0.0%	21.8
24/05/2023 11:00:00	25.0	37	44	30	0.0	0.0%	19.4

Incoming Summary
2023 May 24 Marsworth Road

from Mon-Apr-03-2023-03-00-PM to Wed-May-24-2023-10-59-AM

Day/Time Ending	85th pctl (MPH)	85th pctl cnts	Total Cnts	Max Speed	Avg Speeder	% Speeders	Avg Speed
04/04/2023 00:00:00	27.7	773	909	45	38.5	0.6%	22.8
05/04/2023 00:00:00	27.2	1920	2259	40	37.5	0.3%	21.8
06/04/2023 00:00:00	27.1	1881	2213	55	40.0	0.4%	21.9
07/04/2023 00:00:00	27.0	1856	2183	45	38.8	0.4%	22.1
08/04/2023 00:00:00	27.5	1524	1793	45	38.6	0.8%	22.9
09/04/2023 00:00:00	27.3	1558	1833	45	38.7	0.7%	22.5
10/04/2023 00:00:00	27.5	1199	1411	40	37.5	0.4%	22.9
11/04/2023 00:00:00	27.9	1042	1226	45	39.2	0.5%	23.1
12/04/2023 00:00:00	26.9	1640	1929	45	38.1	0.5%	22.0
13/04/2023 00:00:00	27.4	1743	2051	45	38.9	0.3%	22.4
14/04/2023 00:00:00	27.1	2078	2445	40	37.5	0.4%	22.0
15/04/2023 00:00:00	27.4	1766	2078	50	39.7	0.4%	22.5
16/04/2023 00:00:00	27.3	1445	1700	50	41.7	0.4%	22.5
17/04/2023 00:00:00	27.5	1333	1568	45	40.0	0.3%	22.7
18/04/2023 00:00:00	27.0	1887	2220	40	37.5	0.3%	22.2
19/04/2023 00:00:00	26.6	2098	2468	40	37.5	0.4%	21.9
20/04/2023 00:00:00	26.9	2298	2703	45	38.1	0.3%	22.1
21/04/2023 00:00:00	27.2	2263	2662	50	38.8	0.5%	22.1
22/04/2023 00:00:00	27.0	2077	2444	45	38.1	0.3%	21.9
23/04/2023 00:00:00	27.9	1565	1841	45	38.5	0.3%	23.1
24/04/2023 00:00:00	27.7	1284	1510	40	37.5	0.3%	23.0
25/04/2023 00:00:00	26.9	1967	2314	45	40.8	0.1%	22.0
26/04/2023 00:00:00	27.0	2145	2524	40	37.5	0.2%	22.0
27/04/2023 00:00:00	27.0	2122	2497	40	37.5	0.5%	22.1
28/04/2023 00:00:00	26.7	2014	2369	45	38.2	0.3%	21.8
29/04/2023 00:00:00	27.1	2037	2396	40	37.5	0.1%	22.4
30/04/2023 00:00:00	27.7	1589	1869	45	37.9	0.6%	22.9
01/05/2023 00:00:00	27.7	1419	1669	55	39.4	0.5%	23.0
02/05/2023 00:00:00	27.1	1423	1674	45	39.2	0.2%	22.4
03/05/2023 00:00:00	26.8	2202	2590	45	38.8	0.3%	21.9
04/05/2023 00:00:00	26.8	2259	2658	40	37.5	0.2%	21.9
05/05/2023 00:00:00	26.6	2261	2660	40	37.5	0.2%	21.9
06/05/2023 00:00:00	27.0	2099	2469	45	39.2	0.1%	21.9
07/05/2023 00:00:00	28.1	1099	1293	40	37.5	0.4%	23.4
08/05/2023 00:00:00	27.3	1338	1574	45	38.2	0.4%	22.6
09/05/2023 00:00:00	27.7	1230	1447	45	40.0	0.6%	23.0
10/05/2023 00:00:00	26.5	1997	2349	40	37.5	0.2%	21.6
11/05/2023 00:00:00	26.6	2095	2465	45	38.5	0.2%	21.8
12/05/2023 00:00:00	26.8	2100	2471	40	37.5	0.4%	21.9
13/05/2023 00:00:00	26.8	2127	2502	45	38.2	0.3%	21.7
14/05/2023 00:00:00	27.2	1594	1875	50	40.0	0.5%	22.4
15/05/2023 00:00:00	27.5	1391	1636	45	38.9	0.4%	22.8
16/05/2023 00:00:00	26.7	2117	2491	45	39.4	0.3%	21.8
17/05/2023 00:00:00	26.6	2127	2502	40	37.5	0.2%	21.5
18/05/2023 00:00:00	27.3	2056	2419	40	37.5	0.4%	22.6
19/05/2023 00:00:00	26.7	2316	2725	40	37.5	0.3%	21.6

20/05/2023 00:00:00	26.9	2249	2646	40	37.5	0.4%	21.7
21/05/2023 00:00:00	27.3	1584	1863	50	39.6	0.4%	22.6
22/05/2023 00:00:00	27.2	1370	1612	45	38.8	0.5%	22.6
23/05/2023 00:00:00	26.6	1958	2304	50	39.2	0.3%	21.6
24/05/2023 00:00:00	26.6	2065	2429	40	37.5	0.2%	21.8
24/05/2023 10:59:59	27.9	597	702	40	37.5	1.0%	22.7

Incoming Weekly Counts
2023 May 24 Marsworth Road

from Mon-Apr-03-2023-03-00-PM to Wed-May-24-2023-10-59-AM

	03/04/2023	to	09/04/2023							
	Monday	Tuesday	Wednesday	Thursday	Friday	Saturday	Sunday	Week	Weekend	Week Day 85%
Hour	03/04/2023	04/04/2023	05/04/2023	06/04/2023	07/04/2023	08/04/2023	09/04/2023	Day Avg	Avg	Avg Speed
0 - 1	*	7	4	3	9	8	12	5.75	10	30
1 - 2	*	1	3	4	5	9	7	3.25	8	29.38
2 - 3	*	2	4	0	9	5	4	3.75	4.5	26.67
3 - 4	*	6	6	4	0	6	7	4	6.5	26.67
4 - 5	*	1	6	4	8	6	10	4.75	8	25.58
5 - 6	*	6	15	10	13	7	5	11	6	30.82
6 - 7	*	60	65	39	21	26	14	46.25	20	30.9
7 - 8	*	104	105	97	34	44	18	85	31	28.28
8 - 9	*	118	123	94	76	77	40	102.75	58.5	28.08
9 - 10	*	135	145	103	123	138	93	126.5	115.5	26.32
10 - 11	*	182	162	160	160	154	104	166	129	25.5
11 - 12	*	186	177	152	149	180	139	166	159.5	25.9
12 - 13	*	187	147	153	146	157	140	158.25	148.5	26.42
13 - 14	*	162	186	123	146	138	109	154.25	123.5	26.1
14 - 15	0	140	171	134	123	129	115	113.6	122	26.8
15 - 16	68	142	179	176	117	128	109	136.4	118.5	26.12
16 - 17	241	188	182	249	173	136	106	206.6	121	26.64
17 - 18	211	237	198	228	128	145	104	200.4	124.5	26.7
18 - 19	148	151	128	156	118	104	84	140.2	94	27.62
19 - 20	92	109	81	104	82	81	69	93.6	75	28.24
20 - 21	69	56	60	78	69	65	53	66.4	59	27.92
21 - 22	40	36	40	60	39	42	43	43	42.5	28.16
22 - 23	28	32	16	27	32	27	14	27	20.5	28.68
23 - 24	12	11	10	25	13	21	12	14.2	16.5	28.06
Totals	909	2259	2213	2183	1793	1833	1411			
% of Total	7.21%	17.93%	17.56%	17.32%	14.23%	14.55%	11.2%			

Incoming Weekly Counts
2023 May 24 Marsworth Road from Mon-Apr-03-2023-03-00-PM to Wed-May-24-2023-10-59-AM

	10/04/2023	to	16/04/2023							
	Monday	Tuesday	Wednesday	Thursday	Friday	Saturday	Sunday	Week	Weekend	Week Day 85%
Hour	10/04/2023	11/04/2023	12/04/2023	13/04/2023	14/04/2023	15/04/2023	16/04/2023	Day Avg	Avg	Avg Speed
0 - 1	9	5	4	5	12	12	18	7	15	30.32
1 - 2	1	2	7	2	5	5	8	3.4	6.5	29
2 - 3	4	1	2	4	4	2	4	3	3	25.42
3 - 4	2	1	2	14	7	2	5	5.2	3.5	31.6
4 - 5	5	6	8	10	7	2	7	7.2	4.5	29.66
5 - 6	9	19	26	31	15	8	8	20	8	29.34
6 - 7	20	52	54	59	46	17	14	46.2	15.5	29.7
7 - 8	16	104	106	118	83	33	18	85.4	25.5	28.88
8 - 9	24	129	142	153	124	69	55	114.4	62	27.56
9 - 10	48	133	140	167	113	110	94	120.2	102	25.72
10 - 11	41	170	154	198	153	154	156	143.2	155	25.88
11 - 12	75	158	150	142	125	166	152	130	159	26.14
12 - 13	93	165	153	172	151	124	150	146.8	137	26.32
13 - 14	132	153	126	141	147	141	108	139.8	124.5	26.66
14 - 15	121	162	131	164	162	138	132	148	135	26.28
15 - 16	116	117	116	167	161	119	126	135.4	122.5	26.74
16 - 17	147	147	180	218	177	131	143	173.8	137	27.32
17 - 18	104	152	229	243	217	128	98	189	113	27.64
18 - 19	84	105	143	149	145	109	91	125.2	100	27.92
19 - 20	67	38	78	114	70	84	68	73.4	76	28.3
20 - 21	41	40	37	74	63	57	59	51	58	27.76
21 - 22	38	30	23	43	40	41	24	34.8	32.5	28.32
22 - 23	21	23	27	47	23	34	24	28.2	29	28.74
23 - 24	8	17	13	10	28	14	6	15.2	10	28.98
Totals	1226	1929	2051	2445	2078	1700	1568			
% of Total	9.43%	14.84%	15.78%	18.81%	15.99%	13.08%	12.06%			

Incoming Weekly Counts
2023 May 24 Marsworth Road from Mon-Apr-03-2023-03-00-PM to Wed-May-24-2023-10-59-AM

	17/04/2023	to	23/04/2023							
	Monday	Tuesday	Wednesday	Thursday	Friday	Saturday	Sunday	Week	Weekend	Week Day 85%
Hour	17/04/2023	18/04/2023	19/04/2023	20/04/2023	21/04/2023	22/04/2023	23/04/2023	Day Avg	Avg	Avg Speed
0 - 1	3	7	4	3	5	20	16	4.4	18	30
1 - 2	4	3	8	4	10	6	11	5.8	8.5	31.56
2 - 3	3	4	13	3	4	6	1	5.4	3.5	27.86
3 - 4	8	9	8	6	1	4	3	6.4	3.5	29.26
4 - 5	8	11	9	10	2	3	6	8	4.5	30.32
5 - 6	23	35	36	24	25	16	11	28.6	13.5	29.98
6 - 7	65	61	67	62	52	13	14	61.4	13.5	30.4
7 - 8	103	158	159	162	145	44	32	145.4	38	27.72
8 - 9	143	251	227	257	210	85	61	217.6	73	25.48
9 - 10	150	158	152	164	151	123	95	155	109	24.96
10 - 11	167	131	123	153	153	176	107	145.4	141.5	26.16
11 - 12	144	132	148	142	171	138	154	147.4	146	26.28
12 - 13	123	157	127	161	144	179	149	142.4	164	26.7
13 - 14	122	132	140	130	118	155	129	128.4	142	27
14 - 15	170	171	173	191	170	134	120	175	127	26.7
15 - 16	181	188	191	199	213	129	142	194.4	135.5	25.06
16 - 17	209	213	252	255	232	140	138	232.2	139	26.1
17 - 18	239	276	295	310	208	120	112	265.6	116	26.6
18 - 19	149	133	233	189	154	103	70	171.6	86.5	27.36
19 - 20	84	98	158	90	113	94	46	108.6	70	27.7
20 - 21	64	48	91	55	85	66	29	68.6	47.5	27.98
21 - 22	37	48	41	50	36	40	37	42.4	38.5	28.76
22 - 23	16	32	38	30	31	33	22	29.4	27.5	27.62
23 - 24	5	12	10	12	11	14	5	10	9.5	27.34
Totals	2220	2468	2703	2662	2444	1841	1510			
% of Total	14.01%	15.57%	17.06%	16.8%	15.42%	11.62%	9.53%			

Incoming Weekly Counts
2023 May 24 Marsworth Road from Mon-Apr-03-2023-03-00-PM to Wed-May-24-2023-10-59-AM

	24/04/2023	to	30/04/2023							
	Monday	Tuesday	Wednesday	Thursday	Friday	Saturday	Sunday	Week	Weekend	Week Day 85%
Hour	24/04/2023	25/04/2023	26/04/2023	27/04/2023	28/04/2023	29/04/2023	30/04/2023	Day Avg	Avg	Avg Speed
0 - 1	2	5	5	6	5	11	22	4.6	16.5	27.76
1 - 2	5	3	3	7	1	3	5	3.8	4	32.5
2 - 3	3	3	5	4	8	6	3	4.6	4.5	30
3 - 4	2	10	10	16	5	7	4	8.6	5.5	28.1
4 - 5	11	9	4	9	19	4	5	10.4	4.5	32.34
5 - 6	30	25	29	44	36	14	6	32.8	10	30.5
6 - 7	62	77	70	62	63	22	12	66.8	17	29.72
7 - 8	155	155	164	146	139	61	42	151.8	51.5	27.48
8 - 9	223	253	233	216	202	101	62	225.4	81.5	26.22
9 - 10	146	145	153	133	74	147	90	130.2	118.5	26.4
10 - 11	161	138	136	134	146	158	157	143	157.5	25.08
11 - 12	141	145	142	179	174	166	152	156.2	159	25.94
12 - 13	139	112	151	116	155	148	172	134.6	160	26.08
13 - 14	127	122	151	139	152	154	132	138.2	143	26.76
14 - 15	159	154	182	177	146	131	130	163.6	130.5	26.32
15 - 16	205	181	186	153	195	125	125	184	125	25.3
16 - 17	209	294	236	241	203	127	122	236.6	124.5	26.06
17 - 18	195	266	260	212	236	131	111	233.8	121	26.22
18 - 19	132	158	160	164	177	103	100	158.2	101.5	27.5
19 - 20	72	107	83	79	107	77	69	89.6	73	28.4
20 - 21	73	60	55	47	62	73	58	59.4	65.5	28.38
21 - 22	34	46	36	40	44	42	42	40	42	27.34
22 - 23	26	39	28	31	36	35	28	32	31.5	27.48
23 - 24	2	17	15	14	11	23	20	11.8	21.5	31.62
Totals	2314	2524	2497	2369	2396	1869	1669			
% of Total	14.8%	16.14%	15.97%	15.15%	15.32%	11.95%	10.67%			

Incoming Weekly Counts
2023 May 24 Marsworth Road from Mon-Apr-03-2023-03-00-PM to Wed-May-24-2023-10-59-AM

	01/05/2023	to	07/05/2023							
	Monday	Tuesday	Wednesday	Thursday	Friday	Saturday	Sunday	Week	Weekend	Week Day 85%
Hour	01/05/2023	02/05/2023	03/05/2023	04/05/2023	05/05/2023	06/05/2023	07/05/2023	Day Avg	Avg	Avg Speed
0 - 1	6	5	3	4	2	15	13	4	14	27.16
1 - 2	8	7	3	2	5	7	4	5	5.5	31.5
2 - 3	3	3	4	1	3	2	8	2.8	5	29.5
3 - 4	4	4	1	4	6	2	8	3.8	5	30.5
4 - 5	9	4	8	10	6	5	5	7.4	5	29.34
5 - 6	15	31	34	19	19	12	5	23.6	8.5	29.46
6 - 7	18	65	65	77	68	20	15	58.6	17.5	29.52
7 - 8	41	138	168	154	149	57	21	130	39	27.86
8 - 9	61	231	236	265	184	106	54	195.4	80	25.7
9 - 10	93	122	159	171	124	121	89	133.8	105	25.64
10 - 11	139	162	136	138	186	113	112	152.2	112.5	26.04
11 - 12	116	155	153	160	160	85	144	148.8	114.5	25.9
12 - 13	155	143	152	147	183	86	145	156	115.5	25.92
13 - 14	143	150	151	151	174	90	130	153.8	110	26.58
14 - 15	159	180	177	183	211	70	137	182	103.5	26.12
15 - 16	164	222	189	206	159	75	124	188	99.5	25.16
16 - 17	160	273	235	265	214	86	128	229.4	107	25.8
17 - 18	106	280	283	253	174	86	91	219.2	88.5	26.72
18 - 19	91	174	207	172	140	74	108	156.8	91	27.5
19 - 20	65	100	116	113	118	64	92	102.4	78	28.16
20 - 21	51	65	84	60	88	40	48	69.6	44	27.78
21 - 22	40	37	46	55	37	37	55	43	46	28.6
22 - 23	22	31	32	39	39	28	23	32.6	25.5	27.68
23 - 24	5	8	16	11	20	12	15	12	13.5	28.46
Totals	1674	2590	2658	2660	2469	1293	1574			
% of Total	11.22%	17.36%	17.82%	17.83%	16.55%	8.67%	10.55%			

Incoming Weekly Counts
2023 May 24 Marsworth Road from Mon-Apr-03-2023-03-00-PM to Wed-May-24-2023-10-59-AM

	08/05/2023	to	14/05/2023							
	Monday	Tuesday	Wednesday	Thursday	Friday	Saturday	Sunday	Week	Weekend	Week Day 85%
Hour	08/05/2023	09/05/2023	10/05/2023	11/05/2023	12/05/2023	13/05/2023	14/05/2023	Day Avg	Avg	Avg Speed
0 - 1	14	3	5	1	8	13	15	6.2	14	27.5
1 - 2	5	4	2	4	3	6	11	3.6	8.5	29.16
2 - 3	0	3	3	9	11	4	2	5.2	3	32.7
3 - 4	2	4	8	1	8	12	5	4.6	8.5	30.5
4 - 5	9	2	2	3	8	5	4	4.8	4.5	29
5 - 6	8	18	25	22	28	22	12	20.2	17	31.34
6 - 7	24	52	46	70	50	35	10	48.4	22.5	30.6
7 - 8	28	139	148	166	147	58	31	125.6	44.5	27.62
8 - 9	49	236	241	244	253	108	67	204.6	87.5	26.16
9 - 10	88	145	150	143	146	120	88	134.4	104	26.2
10 - 11	105	126	150	150	143	158	129	134.8	143.5	25.82
11 - 12	145	122	132	139	167	151	141	141	146	26.24
12 - 13	156	168	149	126	151	161	144	150	152.5	26.08
13 - 14	123	126	143	119	133	168	163	128.8	165.5	27.02
14 - 15	123	166	166	176	161	125	132	158.4	128.5	26.4
15 - 16	102	193	165	208	210	118	124	175.6	121	25.7
16 - 17	123	238	228	245	225	137	141	211.8	139	26.08
17 - 18	116	275	263	260	228	122	109	228.4	115.5	26.82
18 - 19	85	145	170	166	187	100	114	150.6	107	26.96
19 - 20	49	69	126	67	99	101	70	82	85.5	27.8
20 - 21	47	32	62	54	65	53	61	52	57	28
21 - 22	29	46	30	56	33	48	33	38.8	40.5	27.54
22 - 23	14	21	29	31	26	22	22	24.2	22	25.66
23 - 24	3	16	22	11	12	28	8	12.8	18	27.9
Totals	1447	2349	2465	2471	2502	1875	1636			
% of Total	9.81%	15.93%	16.72%	16.76%	16.97%	12.72%	11.1%			

Incoming Weekly Counts
2023 May 24 Marsworth Road from Mon-Apr-03-2023-03-00-PM to Wed-May-24-2023-10-59-AM

	15/05/2023	to	21/05/2023							
	Monday	Tuesday	Wednesday	Thursday	Friday	Saturday	Sunday	Week	Weekend	Week Day 85%
Hour	15/05/2023	16/05/2023	17/05/2023	18/05/2023	19/05/2023	20/05/2023	21/05/2023	Day Avg	Avg	Avg Speed
0 - 1	7	2	4	3	12	12	5	5.6	8.5	26.26
1 - 2	1	1	3	6	4	3	8	3	5.5	29.5
2 - 3	4	6	4	4	5	3	3	4.6	3	27.82
3 - 4	5	5	5	10	10	12	2	7	7	28.6
4 - 5	8	7	3	10	14	6	5	8.4	5.5	29.34
5 - 6	24	21	24	27	29	11	10	25	10.5	31.6
6 - 7	74	69	57	57	58	30	9	63	19.5	30.56
7 - 8	181	174	170	170	138	54	30	166.6	42	27.82
8 - 9	217	200	242	262	231	93	63	230.4	78	25.38
9 - 10	164	158	120	134	166	146	90	148.4	118	26.2
10 - 11	122	126	120	123	159	186	128	130	157	26.74
11 - 12	164	145	124	170	188	167	149	158.2	158	25.74
12 - 13	148	149	137	176	172	142	177	156.4	159.5	25.98
13 - 14	132	139	143	148	147	151	138	141.8	144.5	26.54
14 - 15	178	174	142	170	201	125	135	173	130	26.02
15 - 16	184	185	182	208	193	123	132	190.4	127.5	24.72
16 - 17	247	248	214	270	215	132	130	238.8	131	26.44
17 - 18	238	291	293	300	246	134	115	273.6	124.5	26.56
18 - 19	157	175	152	183	159	116	96	165.2	106	27.12
19 - 20	83	93	112	123	120	70	70	106.2	70	27.74
20 - 21	59	62	69	73	70	55	62	66.6	58.5	28.44
21 - 22	56	29	49	53	49	47	35	47.2	41	27.76
22 - 23	29	29	42	31	34	23	16	33	19.5	26.84
23 - 24	9	14	8	14	26	22	4	14.2	13	29.42
Totals	2491	2502	2419	2725	2646	1863	1612			
% of Total	15.32%	15.39%	14.88%	16.76%	16.28%	11.46%	9.92%			

Incoming Weekly Counts
2023 May 24 Marsworth Road from Mon-Apr-03-2023-03-00-PM to Wed-May-24-2023-10-59-AM

	22/05/2023	to	28/05/2023							
	Monday	Tuesday	Wednesday	Thursday	Friday	Saturday	Sunday	Week	Weekend	Week Day 85%
Hour	22/05/2023	23/05/2023	24/05/2023	25/05/2023	26/05/2023	27/05/2023	28/05/2023	Day Avg	Avg	Avg Speed
0 - 1	5	1	3	*	*	*	*	3	0	28.33
1 - 2	3	5	8	*	*	*	*	5.33	0	30.27
2 - 3	2	5	2	*	*	*	*	3	0	30
3 - 4	3	11	13	*	*	*	*	9	0	28.9
4 - 5	28	7	7	*	*	*	*	14	0	27.27
5 - 6	25	23	34	*	*	*	*	27.33	0	30.97
6 - 7	49	70	76	*	*	*	*	65	0	30.73
7 - 8	148	165	156	*	*	*	*	156.33	0	27.73
8 - 9	194	219	232	*	*	*	*	215	0	25.3
9 - 10	111	150	127	*	*	*	*	129.33	0	26.13
10 - 11	139	163	44	*	*	*	*	115.33	0	25.6
11 - 12	144	130	*	*	*	*	*	137	0	26.05
12 - 13	124	150	*	*	*	*	*	137	0	25.7
13 - 14	137	118	*	*	*	*	*	127.5	0	26.45
14 - 15	163	150	*	*	*	*	*	156.5	0	26.85
15 - 16	170	176	*	*	*	*	*	173	0	24.9
16 - 17	236	219	*	*	*	*	*	227.5	0	26.65
17 - 18	243	282	*	*	*	*	*	262.5	0	25.1
18 - 19	137	153	*	*	*	*	*	145	0	25.35
19 - 20	92	92	*	*	*	*	*	92	0	27.5
20 - 21	81	60	*	*	*	*	*	70.5	0	27.75
21 - 22	41	49	*	*	*	*	*	45	0	27.9
22 - 23	25	23	*	*	*	*	*	24	0	27.15
23 - 24	4	8	*	*	*	*	*	6	0	32.5
Totals	2304	2429	702	0	0	0	0			
% of Total	42.39%	44.69%	12.92%	0%	0%	0%	0%			

Incoming Monthly Counts
2023 May 24 Marsworth Road

from Mon-Apr-03-2023-03-00-PM to Wed-May-24-2023-10-59-AM

	Apr 2023									
	Monday	Tuesday	Wednesday	Thursday	Friday	Saturday	Sunday	Week	Weekend	Week Day 85%
Hour								Day Avg	Avg	Avg Speed
0 - 1	14	24	17	17	31	51	68	20.6	59.5	29.7
1 - 2	10	9	21	17	21	23	31	15.6	27	31.22
2 - 3	10	10	24	11	25	19	12	16	15.5	26.86
3 - 4	12	26	26	40	13	19	19	23.4	19	29.08
4 - 5	24	27	27	33	36	15	28	29.4	21.5	30.24
5 - 6	62	85	106	109	89	45	30	90.2	37.5	30.02
6 - 7	147	250	256	222	182	78	54	211.4	66	29.88
7 - 8	274	521	534	523	401	182	110	450.6	146	27.9
8 - 9	390	751	725	720	612	332	218	639.6	275	26.54
9 - 10	344	571	590	567	461	518	372	506.6	445	25.64
10 - 11	369	621	575	645	612	642	524	564.4	583	25.58
11 - 12	360	621	617	615	619	650	597	566.4	623.5	26.16
12 - 13	355	621	578	602	596	608	611	550.4	609.5	26.42
13 - 14	381	569	603	533	563	588	478	529.8	533	26.76
14 - 15	450	627	657	666	601	532	497	600.2	514.5	26.56
15 - 16	570	628	672	695	686	501	502	650.2	501.5	25.6
16 - 17	806	842	850	963	785	534	509	849.2	521.5	26.6
17 - 18	749	931	982	993	789	524	425	888.8	474.5	26.84
18 - 19	513	547	664	658	594	419	345	595.2	382	27.64
19 - 20	315	352	400	387	372	336	252	365.2	294	28.18
20 - 21	247	204	243	254	279	261	199	245.4	230	28.02
21 - 22	149	160	140	193	159	165	146	160.2	155.5	28.22
22 - 23	91	126	109	135	122	129	88	116.6	108.5	28.12
23 - 24	27	57	48	61	63	72	43	51.2	57.5	29.56
Totals	6669	9180	9464	9659	8711	7243	6158			
% of Total	11.68%	16.08%	16.58%	16.92%	15.26%	12.69%	10.79%			

Incoming Monthly Counts
2023 May 24 Marsworth Road from Mon-Apr-03-2023-03-00-PM to Wed-May-24-2023-10-59-AM

	May 2023									
	Monday	Tuesday	Wednesday	Thursday	Friday	Saturday	Sunday	Week	Weekend	Week Day 85%
Hour								Day Avg	Avg	Avg Speed
0 - 1	32	11	15	8	22	40	33	17.6	36.5	27.6
1 - 2	17	17	16	12	12	16	23	14.8	19.5	29.34
2 - 3	9	17	13	14	19	9	13	14.4	11	29.72
3 - 4	14	24	27	15	24	26	15	20.8	20.5	30.84
4 - 5	54	20	20	23	28	16	14	29	15	29.1
5 - 6	72	93	117	68	76	45	27	85.2	36	30.52
6 - 7	165	256	244	204	176	85	34	209	59.5	30.32
7 - 8	398	616	642	490	434	169	82	516	125.5	27.74
8 - 9	521	886	951	771	668	307	184	759.4	245.5	25.46
9 - 10	456	575	556	448	436	387	267	494.2	327	25.96
10 - 11	505	577	450	411	488	457	369	486.2	413	26.04
11 - 12	569	552	409	469	515	403	434	502.8	418.5	26.04
12 - 13	583	610	438	449	506	389	466	517.2	427.5	26.04
13 - 14	535	533	437	418	454	409	431	475.4	420	26.7
14 - 15	623	670	485	529	573	320	404	576	362	26.42
15 - 16	620	776	536	622	562	316	380	623.2	348	25.08
16 - 17	766	978	677	780	654	355	399	771	377	26.18
17 - 18	703	1128	839	813	648	342	315	826.2	328.5	26.58
18 - 19	470	647	529	521	486	290	318	530.6	304	27.06
19 - 20	289	354	354	303	337	235	232	327.4	233.5	27.88
20 - 21	238	219	215	187	223	148	171	216.4	159.5	28.08
21 - 22	166	161	125	164	119	132	123	147	127.5	28.08
22 - 23	90	104	103	101	99	73	61	99.4	67	27.3
23 - 24	21	46	46	36	58	62	27	41.4	44.5	29.66
Totals	7916	9870	8244	7856	7617	5031	4822			
% of Total	15.41%	19.22%	16.05%	15.3%	14.83%	9.8%	9.39%			

Incoming Weekly Speeds
2023 May 24 Marsworth Road

from Mon-Apr-03-2023-03-00-PM to Wed-May-24-2023-10-59-AM

	03/04/2023	to	09/04/2023							
	Monday	Tuesday	Wednesday	Thursday	Friday	Saturday	Sunday	Week	Weekend	Week Day 85%
Hour	03/04/2023	04/04/2023	05/04/2023	06/04/2023	07/04/2023	08/04/2023	09/04/2023	Day Avg	Avg	Avg Speed
0 - 1	*	23	22	23.67	24.89	25.5	23.08	23.65	24.05	30
1 - 2	*	22	27	24.5	25.2	26.78	25	25.15	26	29.38
2 - 3	*	17	30.75	0	22.67	23.2	22	24.07	22.67	26.67
3 - 4	*	23.83	22.33	23.25	0	23.83	22.71	23.13	23.23	26.67
4 - 5	*	12	23.67	24.75	24.75	28	25.3	23.74	26.31	25.58
5 - 6	*	22.83	25.93	26.7	24.62	23	26	25.3	24.25	30.82
6 - 7	*	25.08	26.28	25.59	24.71	24.31	23.79	25.57	24.12	30.9
7 - 8	*	23.58	23.08	24.06	23	24.86	24.56	23.5	24.77	28.28
8 - 9	*	22.07	22.57	22.39	24.61	23.52	23.15	22.76	23.39	28.08
9 - 10	*	20.01	22.15	21.53	22.34	22.57	22.74	21.5	22.64	26.32
10 - 11	*	20.98	22.49	20.56	21.94	22.08	22.51	21.48	22.25	25.5
11 - 12	*	21.33	20.04	21.38	22.91	21.53	22.57	21.35	21.98	25.9
12 - 13	*	21.21	22.54	20.88	22.99	22.08	22.96	21.85	22.5	26.42
13 - 14	*	21.98	20.42	21.97	22.64	21.99	22.59	21.66	22.25	26.1
14 - 15	0	21.79	21.13	21.68	22.96	21.81	22.52	21.82	22.14	26.8
15 - 16	22.84	19.78	21.3	20.82	22.89	21.8	22.32	21.29	22.04	26.12
16 - 17	22.81	21.26	20.43	21.5	22.77	22.74	22.62	21.79	22.69	26.64
17 - 18	22.02	21.62	21.42	22.25	22.81	21.99	23.23	21.96	22.51	26.7
18 - 19	23.31	23.09	22.66	23.4	22.85	22.47	22.74	23.09	22.59	27.62
19 - 20	23.33	24.04	23.99	23.12	23.13	23.48	23.48	23.53	23.48	28.24
20 - 21	22.74	23.11	23.38	23.33	22.23	23.17	23.49	22.95	23.31	27.92
21 - 22	22.92	23.47	22.67	23.42	23.41	24.45	22.88	23.2	23.66	28.16
22 - 23	24	22.78	23.38	25.04	23	23.67	25.57	23.61	24.32	28.68
23 - 24	26.08	24	23.3	24.12	22.08	24.57	23.08	23.94	24.03	28.06
Totals	22.8	21.8	21.9	22.1	22.9	22.5	22.9			
% of Total	14.53%	13.89%	13.96%	14.09%	14.6%	14.34%	14.6%			

Incoming Weekly Speeds
2023 May 24 Marsworth Road

from Mon-Apr-03-2023-03-00-PM to Wed-May-24-2023-10-59-AM

	10/04/2023	to	16/04/2023							
	Monday	Tuesday	Wednesday	Thursday	Friday	Saturday	Sunday	Week	Weekend	Week Day 85%
Hour	10/04/2023	11/04/2023	12/04/2023	13/04/2023	14/04/2023	15/04/2023	16/04/2023	Day Avg	Avg	Avg Speed
0 - 1	25.11	30	22.25	26	24.42	24.75	21.5	25.37	22.8	30.32
1 - 2	22	24.5	23.57	27	22.2	23	23.5	23.59	23.31	29
2 - 3	20.75	22	19.5	22	27.25	24.5	21	22.73	22.17	25.42
3 - 4	32	22	22	23.71	21.43	27.5	20.2	23.54	22.29	31.6
4 - 5	24.2	25.33	27.25	25.7	23.57	19.5	26	25.36	24.56	29.66
5 - 6	23.89	24.74	25.23	25.74	25.33	26.5	24.62	25.19	25.56	29.34
6 - 7	24.6	25.38	24.19	24.37	25.13	25.76	22.64	24.73	24.35	29.7
7 - 8	26.62	22.38	23.64	22.03	24.07	23.7	23.5	23.08	23.63	28.88
8 - 9	25.5	21.64	22.71	21.84	22.4	23.65	23.51	22.28	23.59	27.56
9 - 10	22.31	20.62	20.75	21.07	19.96	22.14	23.04	20.79	22.55	25.72
10 - 11	22.05	19.52	21.58	20.39	21.52	21.88	22.66	20.78	22.27	25.88
11 - 12	22.88	21.28	20.75	20.53	21.43	22.71	22.75	21.21	22.73	26.14
12 - 13	23.7	21.84	21.52	20.55	21.87	21.85	21.67	21.71	21.75	26.32
13 - 14	22.46	22.38	21.21	22.21	22.54	22.26	22.87	22.18	22.52	26.66
14 - 15	22.18	21.47	21.66	21.38	22.65	22.46	21.38	21.86	21.93	26.28
15 - 16	23.09	21.62	22.38	21.37	22.59	22.01	22.94	22.17	22.49	26.74
16 - 17	22.26	22.8	22.48	22.36	22.76	22.08	22.3	22.52	22.2	27.32
17 - 18	23.2	22.83	23.27	21.98	22.71	22.89	22.41	22.73	22.68	27.64
18 - 19	23.81	23.36	23.55	23.21	22.82	21.64	23.66	23.3	22.56	27.92
19 - 20	23.78	24.21	22.95	22.81	23.21	22.62	24.26	23.24	23.36	28.3
20 - 21	22.9	23.92	23.35	22.92	23	22.61	22.83	23.16	22.72	27.76
21 - 22	24.26	22.87	22.57	25.07	23.4	22.88	24.58	23.8	23.51	28.32
22 - 23	23.05	23.22	23.67	24.21	22.13	24.26	23.58	23.43	23.98	28.74
23 - 24	26.5	22.65	25	23.7	23.79	25.29	25.5	24.01	25.35	28.98
Totals	23.1	22	22.4	22	22.5	22.5	22.7			
% of Total	14.69%	13.99%	14.25%	13.99%	14.31%	14.31%	14.44%			

Incoming Weekly Speeds
2023 May 24 Marsworth Road from Mon-Apr-03-2023-03-00-PM to Wed-May-24-2023-10-59-AM

	17/04/2023	to	23/04/2023							
	Monday	Tuesday	Wednesday	Thursday	Friday	Saturday	Sunday	Week	Weekend	Week Day 85%
Hour	17/04/2023	18/04/2023	19/04/2023	20/04/2023	21/04/2023	22/04/2023	23/04/2023	Day Avg	Avg	Avg Speed
0 - 1	22.33	24.29	24.5	30.67	22	22.65	23.5	24.41	23.03	30
1 - 2	23.5	28.67	24.25	27	24.8	28.67	23.18	25.17	25.12	31.56
2 - 3	23.67	22.25	23.92	23.67	23.5	23.83	22	23.56	23.57	27.86
3 - 4	24.5	24.89	23.38	23.83	22	28.5	25.33	24.13	27.14	29.26
4 - 5	25.88	23.18	26.56	24.8	24.5	23.67	23.83	24.95	23.78	30.32
5 - 6	23.17	23.94	24.25	26.46	27.52	26.44	24.45	24.94	25.63	29.98
6 - 7	25.12	24.9	25.49	25.02	26.12	25	23.64	25.31	24.3	30.4
7 - 8	22.86	22.65	23.3	23.34	23.03	24.55	24.88	23.05	24.68	27.72
8 - 9	22.78	20.2	21.12	21.08	19.6	24.73	23.08	20.82	24.04	25.48
9 - 10	20.58	20.32	21.07	20.43	19.15	23.15	23.34	20.31	23.23	24.96
10 - 11	20.25	21.58	22.43	20.75	20.76	22.99	23.64	21.07	23.24	26.16
11 - 12	21.58	21.39	21.82	21.19	21.6	22.86	22.34	21.53	22.59	26.28
12 - 13	20.47	20.78	22.99	21.57	21.96	23	22.51	21.54	22.78	26.7
13 - 14	22.8	22.12	21.79	22.69	21.61	23.06	22.67	22.2	22.88	27
14 - 15	22	21.96	21.4	22.71	21.35	22.13	22.37	21.91	22.24	26.7
15 - 16	22.13	21.05	19.49	20.61	19.94	22.85	23.05	20.61	22.96	25.06
16 - 17	21.93	22.07	21.25	21.27	23.09	22.21	22.46	21.9	22.34	26.1
17 - 18	22.01	22.27	22.47	22.28	23.29	22.98	23.12	22.43	23.05	26.6
18 - 19	23.54	22.95	21.84	23.85	22.58	23.5	23.44	22.88	23.47	27.36
19 - 20	23.35	22.97	23.32	23.01	22.68	23.56	24.04	23.08	23.72	27.7
20 - 21	23.14	21.98	23.19	23.51	24.05	22.74	23.41	23.27	22.95	27.98
21 - 22	23.43	23.67	23.63	23.62	23.47	23.55	24.3	23.58	23.91	28.76
22 - 23	23.81	22.88	23.84	22.2	22.55	23.36	24.68	23.02	23.89	27.62
23 - 24	23	22.75	24.2	25.58	22.64	23.07	24	23.72	23.32	27.34
Totals	22.2	21.9	22.1	22.1	21.9	23.1	23			
% of Total	14.2%	14.01%	14.14%	14.14%	14.01%	14.78%	14.72%			

Incoming Weekly Speeds
2023 May 24 Marsworth Road from Mon-Apr-03-2023-03-00-PM to Wed-May-24-2023-10-59-AM

	24/04/2023	to	30/04/2023							
	Monday	Tuesday	Wednesday	Thursday	Friday	Saturday	Sunday	Week	Weekend	Week Day 85%
Hour	24/04/2023	25/04/2023	26/04/2023	27/04/2023	28/04/2023	29/04/2023	30/04/2023	Day Avg	Avg	Avg Speed
0 - 1	24.5	21.4	27.2	22.17	22	23.64	21.91	23.26	22.48	27.76
1 - 2	25.2	27	27.33	24.29	22	25.33	26	25.32	25.75	32.5
2 - 3	25.67	24	24.2	23.5	24.12	24.67	27	24.22	25.44	30
3 - 4	24.5	24.3	24.3	24.69	21.2	22.14	24.5	24.09	23	28.1
4 - 5	22.27	25.56	32.5	25.44	26.05	24.5	23.4	25.56	23.89	32.34
5 - 6	25.73	24.8	25.93	24.82	25.33	27.21	23.17	25.29	26	30.5
6 - 7	24.92	24.69	24.99	24.03	24.97	25.91	26	24.72	25.94	29.72
7 - 8	23.29	23.34	22.79	22.68	23.04	24.31	25	23.03	24.59	27.48
8 - 9	21.28	22.47	21.76	21.29	22.18	22.74	24.03	21.81	23.23	26.22
9 - 10	20.99	20.81	21.61	21.23	21.84	23.58	23.3	21.24	23.47	26.4
10 - 11	19.61	20.91	19.82	20.16	21.73	22.5	23.43	20.44	22.96	25.08
11 - 12	21.01	21.47	21.75	21.41	22.41	22.74	22.66	21.63	22.7	25.94
12 - 13	20.68	21.69	20.74	22.07	21.79	23.2	21.88	21.36	22.49	26.08
13 - 14	22.85	22.38	21.55	21.45	22.99	22.98	22.2	22.23	22.62	26.76
14 - 15	21.72	22.1	21.3	20.77	22.33	22.85	23.27	21.6	23.06	26.32
15 - 16	20.81	21.25	21.16	20.31	20.65	22.46	23.1	20.85	22.78	25.3
16 - 17	22.02	20.33	22.05	21.51	22.11	22.07	22.63	21.52	22.35	26.06
17 - 18	22.71	21.28	22.2	21.06	22.47	22.36	22.41	21.92	22.38	26.22
18 - 19	23.19	23.45	23.31	22.35	22.53	23.18	22.8	22.94	23	27.5
19 - 20	24.6	23.09	22.99	24.16	23.43	22.9	23.3	23.58	23.09	28.4
20 - 21	23.07	23.1	24.16	25.06	22.94	23.33	23.28	23.57	23.31	28.38
21 - 22	22.97	23.07	23.58	22.6	22.3	22.67	23.24	22.88	22.95	27.34
22 - 23	23.35	22.03	23.25	23.03	22.11	21.71	22.93	22.67	22.25	27.48
23 - 24	24.5	23.12	24.93	27.21	25	20.22	26.05	24.95	22.93	31.62
Totals	22	22	22.1	21.8	22.4	22.9	23			
% of Total	14.08%	14.08%	14.15%	13.96%	14.34%	14.66%	14.72%			

Incoming Weekly Speeds
2023 May 24 Marsworth Road from Mon-Apr-03-2023-03-00-PM to Wed-May-24-2023-10-59-AM

	01/05/2023	to	07/05/2023							
	Monday	Tuesday	Wednesday	Thursday	Friday	Saturday	Sunday	Week	Weekend	Week Day 85%
Hour	01/05/2023	02/05/2023	03/05/2023	04/05/2023	05/05/2023	06/05/2023	07/05/2023	Day Avg	Avg	Avg Speed
0 - 1	23.67	26.2	23.67	19.5	22.5	24.53	23.38	23.35	24	27.16
1 - 2	22.88	25.71	25.33	29.5	22	24.29	24.75	24.32	24.45	31.5
2 - 3	22.33	27.33	28.5	27	25.33	22	24	26.14	23.6	29.5
3 - 4	28.5	27	27	29.75	22.83	32	25.38	26.58	26.7	30.5
4 - 5	22.67	24.5	22.88	25.2	23	23	23.4	23.65	23.2	29.34
5 - 6	23.67	25.42	24.15	26.26	26	23.58	25	25.06	24	29.46
6 - 7	23.67	24.95	25.22	24.65	25.31	24.35	23.27	24.94	23.89	29.52
7 - 8	23.49	22.64	23.55	23.12	23.17	23.54	23.76	23.17	23.6	27.86
8 - 9	23.52	20.96	21.65	20.61	18.97	23.66	23.5	20.82	23.61	25.7
9 - 10	22.54	21.02	21.75	20.6	20.55	22.74	23.38	21.21	23.01	25.64
10 - 11	22.81	21.41	21.32	20.67	20.5	23.62	22.41	21.29	23.02	26.04
11 - 12	21.92	20.59	22.62	21.37	21.15	23.41	22.27	21.5	22.69	25.9
12 - 13	21.63	21.49	21.44	22.02	21.81	23.49	21.61	21.68	22.31	25.92
13 - 14	22.32	21.9	21.92	21.44	22.51	23.11	21.51	22.03	22.16	26.58
14 - 15	21.92	22.11	21.2	22.02	20.04	23.51	22.28	21.4	22.7	26.12
15 - 16	21.31	20.86	19.56	20.27	20.73	23.91	22.94	20.52	23.3	25.16
16 - 17	21.49	21.16	20.94	21.18	22.92	22.79	22.12	21.5	22.39	25.8
17 - 18	22.83	21.66	21.41	22.46	22.94	23.43	22.66	22.09	23.03	26.72
18 - 19	24	23.22	22.1	23.28	22.93	23.53	23.39	22.98	23.45	27.5
19 - 20	24.05	23.66	22.57	22.86	23.43	23.67	23.24	23.23	23.42	28.16
20 - 21	22.53	23.35	22.9	23.42	23.35	23.2	23.75	23.14	23.5	27.78
21 - 22	23.15	23.97	23.41	23.16	24.16	22.38	22.87	23.53	22.67	28.6
22 - 23	24.59	23	23.16	23.15	22.49	21.5	22.61	23.16	22	27.68
23 - 24	20	23.5	23.88	26.36	22.8	24.33	21.33	23.6	22.67	28.46
Totals	22.4	21.9	21.9	21.9	21.9	23.4	22.6			
% of Total	14.36%	14.04%	14.04%	14.04%	14.04%	15%	14.49%			

Incoming Weekly Speeds
2023 May 24 Marsworth Road from Mon-Apr-03-2023-03-00-PM to Wed-May-24-2023-10-59-AM

	08/05/2023	to	14/05/2023							
	Monday	Tuesday	Wednesday	Thursday	Friday	Saturday	Sunday	Week	Weekend	Week Day 85%
Hour	08/05/2023	09/05/2023	10/05/2023	11/05/2023	12/05/2023	13/05/2023	14/05/2023	Day Avg	Avg	Avg Speed
0 - 1	25.14	25.67	24.2	22	22.88	24.15	20.33	24.35	22.11	27.5
1 - 2	23	26	24.5	25	22	23.17	25	24.11	24.35	29.16
2 - 3	0	25.33	25.33	26	22.73	18.5	24.5	24.46	20.5	32.7
3 - 4	22.5	23.25	24.62	37	23.25	23.92	28.2	24.26	25.18	30.5
4 - 5	25.56	24.5	19.5	22.33	26	26	24.5	24.71	25.33	29
5 - 6	25.88	25.94	25.56	25.23	25.18	25.05	24.83	25.48	24.97	31.34
6 - 7	25.46	25.58	26.3	25.93	24.8	27.11	24.3	25.64	26.49	30.6
7 - 8	23.43	22.6	23.11	22.77	23.1	24.24	24.65	22.92	24.38	27.62
8 - 9	24.22	19.91	21.32	21.6	21.48	23.1	22.81	21.24	22.99	26.16
9 - 10	23.93	20.23	22.4	20.47	20.16	22.62	23.52	21.24	23	26.2
10 - 11	23.02	20.33	21.69	20.73	19.92	22.41	22.58	21.05	22.49	25.82
11 - 12	22.34	21.2	21.42	20.63	21.03	21.12	23.32	21.32	22.18	26.24
12 - 13	22.03	22.1	22.3	21.22	20.62	20.2	22.47	21.68	21.27	26.08
13 - 14	22.79	22.45	21.35	22.12	21.45	21.68	22.31	22	21.99	27.02
14 - 15	21.99	21.75	20.75	22.36	22.9	21.46	22.52	21.95	22.01	26.4
15 - 16	23.29	21.15	19.96	20.23	20.59	23.26	22.19	20.82	22.71	25.7
16 - 17	22.99	20.5	20.7	21.51	22.16	21.52	21.87	21.42	21.7	26.08
17 - 18	23.01	21.25	21.74	22.53	22.3	23.25	22.82	22.04	23.04	26.82
18 - 19	24.05	22.57	22.38	22.56	21.32	23	22.75	22.38	22.87	26.96
19 - 20	22.94	24.03	22.51	22.88	23.41	22.71	23.93	23.1	23.21	27.8
20 - 21	23.26	23.94	23.81	23.52	22.82	24.11	23.66	23.42	23.87	28
21 - 22	24.83	22.28	22.07	22.68	22.7	24.08	22.97	22.81	23.63	27.54
22 - 23	21.57	22.38	21.52	22.87	20.85	22.55	23.68	21.88	23.11	25.66
23 - 24	20.33	24.5	21.23	23.73	24.25	23.25	17.88	23	22.06	27.9
Totals	23	21.6	21.8	21.9	21.7	22.4	22.8			
% of Total	14.82%	13.92%	14.05%	14.11%	13.98%	14.43%	14.69%			

Incoming Weekly Speeds
2023 May 24 Marsworth Road from Mon-Apr-03-2023-03-00-PM to Wed-May-24-2023-10-59-AM

	15/05/2023	to	21/05/2023							
	Monday	Tuesday	Wednesday	Thursday	Friday	Saturday	Sunday	Week	Weekend	Week Day 85%
Hour	15/05/2023	16/05/2023	17/05/2023	18/05/2023	19/05/2023	20/05/2023	21/05/2023	Day Avg	Avg	Avg Speed
0 - 1	25.14	19.5	21	20.33	23.5	23.83	23.2	22.93	23.65	26.26
1 - 2	32	22	20.33	23	25.75	25.67	24.25	23.73	24.64	29.5
2 - 3	22.25	24.83	27.25	23.25	25.4	27	25.33	24.65	26.17	27.82
3 - 4	25	26.2	22	25.2	21.8	22.33	29.5	23.89	23.36	28.6
4 - 5	22.88	24.86	25.33	22.7	25.43	23.83	21.2	24.19	22.64	29.34
5 - 6	24.83	27.05	26.12	26.44	25.21	26.82	25.6	25.89	26.24	31.6
6 - 7	24.85	25	24.23	25.75	26.64	26.23	23.56	25.26	25.62	30.56
7 - 8	22.56	23.27	22.9	23.76	22.94	23.63	23.73	23.09	23.67	27.82
8 - 9	20.28	19.65	22.11	20.43	20.79	23.95	23	20.69	23.56	25.38
9 - 10	20.52	20.27	22.51	21.2	19.16	22.12	23.1	20.61	22.5	26.2
10 - 11	22.41	21.35	21.5	21.85	20.27	22.55	22.15	21.41	22.39	26.74
11 - 12	20.21	21.98	21.93	20.21	20.73	21.29	22.46	20.93	21.84	25.74
12 - 13	21.55	21.82	21.72	20.82	20.35	22.04	22.14	21.2	22.09	25.98
13 - 14	21.95	22.21	22.17	22.02	21.42	22.07	22.18	21.95	22.12	26.54
14 - 15	20.98	20.26	23.08	20.91	21.2	21.99	22.35	21.22	22.18	26.02
15 - 16	20.48	19.26	21.63	19.59	20.31	22.71	22.5	20.23	22.6	24.72
16 - 17	21.92	20.14	22.54	20.85	22.68	23.3	22.24	21.56	22.77	26.44
17 - 18	22.58	21.97	23.23	21.4	22.77	21.9	22.33	22.36	22.1	26.56
18 - 19	23.08	22.33	23.25	21.92	23.01	22.82	23.29	22.68	23.03	27.12
19 - 20	23.95	22.14	22.77	23.23	22.38	22.14	23.34	22.86	22.74	27.74
20 - 21	23.42	23.69	23.23	23.47	24.06	24.4	22.5	23.58	23.39	28.44
21 - 22	21.62	23.93	24	22.72	23.12	22.51	23.83	22.96	23.07	27.76
22 - 23	21.86	21.83	23.55	22.71	22.97	22.17	24.75	22.67	23.23	26.84
23 - 24	27.22	22.21	24.25	25.07	22.96	23	20.75	23.92	22.65	29.42
Totals	21.8	21.5	22.6	21.6	21.7	22.6	22.6			
% of Total	14.12%	13.92%	14.64%	13.99%	14.05%	14.64%	14.64%			

Incoming Weekly Speeds
2023 May 24 Marsworth Road from Mon-Apr-03-2023-03-00-PM to Wed-May-24-2023-10-59-AM

	22/05/2023	to	28/05/2023							
	Monday	Tuesday	Wednesday	Thursday	Friday	Saturday	Sunday	Week	Weekend	Week Day 85%
Hour	22/05/2023	23/05/2023	24/05/2023	25/05/2023	26/05/2023	27/05/2023	28/05/2023	Day Avg	Avg	Avg Speed
0 - 1	27.2	22	22	*	*	*	*	24.89	*	28.33
1 - 2	27	24.2	21.5	*	*	*	*	23.38	*	30.27
2 - 3	22	23.4	32.5	*	*	*	*	25.11	*	30
3 - 4	23.67	23.18	24.85	*	*	*	*	24.04	*	28.9
4 - 5	22.68	24.29	22.29	*	*	*	*	22.88	*	27.27
5 - 6	26.48	26.52	26.76	*	*	*	*	26.61	*	30.97
6 - 7	25.18	25.31	25.17	*	*	*	*	25.23	*	30.73
7 - 8	23.52	22.59	23.63	*	*	*	*	23.23	*	27.73
8 - 9	20.66	20.97	21.62	*	*	*	*	21.11	*	25.3
9 - 10	21.75	19.73	21.79	*	*	*	*	20.98	*	26.13
10 - 11	20.96	20.84	19.41	*	*	*	*	20.71	*	25.6
11 - 12	21.03	21.93	*	*	*	*	*	21.46	*	26.05
12 - 13	20.26	21.93	*	*	*	*	*	21.18	*	25.7
13 - 14	21.14	21.55	*	*	*	*	*	21.33	*	26.45
14 - 15	21.52	22.19	*	*	*	*	*	21.84	*	26.85
15 - 16	21.03	21.11	*	*	*	*	*	21.07	*	24.9
16 - 17	20.91	22.13	*	*	*	*	*	21.5	*	26.65
17 - 18	21.2	21.31	*	*	*	*	*	21.26	*	25.1
18 - 19	21.66	21.82	*	*	*	*	*	21.75	*	25.35
19 - 20	22.66	22.24	*	*	*	*	*	22.45	*	27.5
20 - 21	23.27	22.92	*	*	*	*	*	23.12	*	27.75
21 - 22	21.71	24.37	*	*	*	*	*	23.16	*	27.9
22 - 23	21.32	23.43	*	*	*	*	*	22.33	*	27.15
23 - 24	29.5	21.62	*	*	*	*	*	24.25	*	32.5
Totals	21.6	21.8	22.7	0	0	0	0			
% of Total	32.68%	32.98%	34.34%	0%	0%	0%	0%			

Incoming Monthly Speeds
2023 May 24 Marsworth Road from Mon-Apr-03-2023-03-00-PM to Wed-May-24-2023-10-59-AM

	Apr 2023									
	Monday	Tuesday	Wednesday	Thursday	Friday	Saturday	Sunday	Week	Weekend	Week Day 85%
Hour								Day Avg	Avg	Avg Speed
0 - 1	24.43	24.5	24.18	25.06	23.77	23.8	22.38	24.31	22.99	29.7
1 - 2	24.2	26.44	24.86	25.29	24.14	26.26	24.13	24.86	25.04	31.22
2 - 3	23.1	21.7	24.75	23	24	24	22.92	23.69	23.58	26.86
3 - 4	25.75	24.31	23.38	24.08	21.38	24.58	22.84	23.85	23.71	29.08
4 - 5	23.88	24.04	27	25.24	25.19	25.07	24.82	25.11	24.91	30.24
5 - 6	24.52	24.29	25.19	25.61	25.84	26.16	24.5	25.16	25.49	30.02
6 - 7	24.97	24.98	25.28	24.67	25.31	25.19	23.94	25.04	24.68	29.88
7 - 8	23.32	22.99	23.17	22.99	23.25	24.39	24.65	23.12	24.49	27.9
8 - 9	22.09	21.5	21.88	21.48	21.64	23.62	23.47	21.68	23.56	26.54
9 - 10	20.99	20.44	21.4	21.01	20.63	22.9	23.1	20.9	22.99	25.64
10 - 11	20.17	20.69	21.61	20.47	21.49	22.39	23.06	20.93	22.69	25.58
11 - 12	21.63	21.37	21.03	21.15	22.11	22.42	22.58	21.44	22.5	26.16
12 - 13	21.4	21.35	21.9	21.2	22.14	22.58	22.23	21.61	22.4	26.42
13 - 14	22.7	22.2	21.19	22.07	22.49	22.59	22.57	22.08	22.58	26.76
14 - 15	21.95	21.83	21.35	21.66	22.27	22.32	22.38	21.79	22.34	26.56
15 - 16	21.94	20.93	20.93	20.78	21.27	22.29	22.87	21.15	22.58	25.6
16 - 17	22.28	21.41	21.56	21.63	22.69	22.28	22.49	21.89	22.38	26.6
17 - 18	22.36	21.91	22.37	21.94	22.81	22.53	22.8	22.25	22.65	26.84
18 - 19	23.43	23.21	22.72	23.22	22.68	22.68	23.14	23.03	22.89	27.64
19 - 20	23.72	23.47	23.32	23.22	23.1	23.15	23.75	23.35	23.41	28.18
20 - 21	22.97	23	23.48	23.57	23.11	22.98	23.22	23.23	23.09	28.02
21 - 22	23.4	23.3	23.17	23.67	23.11	23.39	23.62	23.35	23.5	28.22
22 - 23	23.56	22.65	23.58	23.66	22.46	23.22	23.97	23.16	23.52	28.12
23 - 24	25.52	23.07	24.46	25.05	23.44	23.03	24.91	24.15	23.73	29.56
Totals	22.4	21.9	22.1	22	22.4	22.8	22.9			
% of Total	14.31%	13.99%	14.12%	14.06%	14.31%	14.57%	14.63%			

Incoming Monthly Speeds
2023 May 24 Marsworth Road from Mon-Apr-03-2023-03-00-PM to Wed-May-24-2023-10-59-AM

	May 2023									
	Monday	Tuesday	Wednesday	Thursday	Friday	Saturday	Sunday	Week	Weekend	Week Day 85%
Hour								Day Avg	Avg	Avg Speed
0 - 1	25.19	24.45	22.8	20.12	23.18	24.2	21.97	23.73	23.19	27.6
1 - 2	24.18	25.12	22.38	24.75	23.25	24.12	24.7	23.95	24.46	29.34
2 - 3	22.22	24.94	28	25.29	23.84	22.11	24.38	24.93	23.45	29.72
3 - 4	25.36	24.46	24.33	27.2	22.54	23.81	26.87	24.5	24.93	30.84
4 - 5	23.19	24.55	22.7	23.74	25.07	24.25	22.93	23.76	23.63	29.1
5 - 6	25.28	26.16	25.62	26	25.39	25.09	25.15	25.7	25.11	30.52
6 - 7	24.91	25.19	25.18	25.4	25.6	26.15	23.65	25.25	25.44	30.32
7 - 8	23.08	22.8	23.3	23.22	23.08	23.81	24.09	23.09	23.9	27.74
8 - 9	21.17	20.38	21.68	20.86	20.55	23.55	23.08	20.94	23.37	25.46
9 - 10	21.89	20.28	22.1	20.74	19.89	22.47	23.33	21	22.82	25.96
10 - 11	22.25	21	21.31	21.05	20.25	22.77	22.38	21.17	22.59	26.04
11 - 12	21.31	21.41	22.02	20.73	20.96	21.67	22.68	21.27	22.19	26.04
12 - 13	21.42	21.85	21.82	21.33	20.96	21.6	22.08	21.48	21.86	26.04
13 - 14	22.03	22.03	21.81	21.84	21.85	22.14	22.03	21.92	22.08	26.7
14 - 15	21.56	21.56	21.6	21.78	21.25	22.12	22.38	21.54	22.27	26.42
15 - 16	21.31	20.61	20.38	20.03	20.53	23.2	22.54	20.58	22.84	25.08
16 - 17	21.69	20.96	21.37	21.17	22.58	22.49	22.07	21.49	22.27	26.18
17 - 18	22.21	21.55	22.15	22.09	22.65	22.77	22.59	22.06	22.68	26.58
18 - 19	23.02	22.5	22.52	22.58	22.34	23.06	23.13	22.58	23.1	27.06
19 - 20	23.39	22.96	22.61	23.01	23.05	22.8	23.48	22.99	23.14	27.88
20 - 21	23.15	23.42	23.27	23.47	23.42	23.97	23.26	23.34	23.59	28.08
21 - 22	22.57	23.6	23.32	22.85	23.33	23.05	23.17	23.11	23.11	28.08
22 - 23	22.33	22.64	22.85	22.93	22.22	22.03	23.56	22.61	22.72	27.3
23 - 24	24.95	23.13	22.67	25.06	23.17	23.37	20.22	23.56	22.42	29.66
Totals	22.1	21.7	22.1	21.8	21.8	22.7	22.7			
% of Total	14.27%	14.01%	14.27%	14.07%	14.07%	14.65%	14.65%			

Incoming Weekly EightyFifthSpeeds
2023 May 24 Marsworth Road

from Mon-Apr-03-2023-03-00-PM to Wed-May-24-2023-10-59-AM

	03/04/2023	to	09/04/2023							
	Monday	Tuesday	Wednesday	Thursday	Friday	Saturday	Sunday	Week	Weekend	Week Day 85%
Hour	03/04/2023	04/04/2023	05/04/2023	06/04/2023	07/04/2023	08/04/2023	09/04/2023	Day Avg	Avg	Avg Speed
0 - 1	*	25	25	30	40	29	28.3	30	28.65	30
1 - 2	*	25	35	27.5	30	30	33.3	29.38	31.65	29.38
2 - 3	*	20	30	0	30	27.5	25	26.67	26.25	26.67
3 - 4	*	27.5	27.5	25	0	28.3	30	26.67	29.15	26.67
4 - 5	*	15	30	28.3	29	37.5	28.8	25.58	33.15	25.58
5 - 6	*	28.3	35	30	30	28.3	30	30.82	29.15	30.82
6 - 7	*	31.1	30	32.5	30	28.8	29	30.9	28.9	30.9
7 - 8	*	28.5	28.1	28.8	27.7	31.7	28.3	28.28	30	28.28
8 - 9	*	27.4	27.9	27.6	29.4	29	27.7	28.08	28.35	28.08
9 - 10	*	26.1	26.4	26.3	26.5	27.3	27.4	26.32	27.35	26.32
10 - 11	*	25	27.3	24.7	25	26.5	27.1	25.5	26.8	25.5
11 - 12	*	26.9	24.7	24.9	27.1	26.4	27.2	25.9	26.8	25.9
12 - 13	*	25	27.4	25.4	27.9	26.5	28	26.42	27.25	26.42
13 - 14	*	27	24.7	25.8	26.9	26.8	26.9	26.1	26.85	26.1
14 - 15	*	27	25.8	26.7	27.7	26.5	26.9	26.8	26.7	26.8
15 - 16	27.7	25	26.3	24.9	26.7	25.9	26.5	26.12	26.2	26.12
16 - 17	27.8	26.8	25	26	27.6	27.7	27.1	26.64	27.4	26.64
17 - 18	26.6	26.3	25.8	27.1	27.7	25.7	27.3	26.7	26.5	26.7
18 - 19	27.6	27.7	27.5	27.9	27.4	25.6	27.1	27.62	26.35	27.62
19 - 20	28.3	28.8	28.6	27.6	27.9	28.5	27.8	28.24	28.15	28.24
20 - 21	27.4	28.8	28.1	28	27.3	27.1	28	27.92	27.55	27.92
21 - 22	28.3	28.6	27.5	28.4	28	29.1	27.5	28.16	28.3	28.16
22 - 23	29.2	27.1	30	29	28.1	28.1	32.5	28.68	30.3	28.68
23 - 24	32.5	28.3	26.7	28.3	24.5	30	27.5	28.06	28.75	28.06
Totals	255.4	632.2	670.3	630.7	652.4	677.8	675.2			
% of Total	6.09%	15.07%	15.98%	15.04%	15.56%	16.16%	16.1%			

Incoming Weekly EightyFifthSpeeds
2023 May 24 Marsworth Road

from Mon-Apr-03-2023-03-00-PM to Wed-May-24-2023-10-59-AM

	10/04/2023	to	16/04/2023							
	Monday	Tuesday	Wednesday	Thursday	Friday	Saturday	Sunday	Week	Weekend	Week Day 85%
Hour	10/04/2023	11/04/2023	12/04/2023	13/04/2023	14/04/2023	15/04/2023	16/04/2023	Day Avg	Avg	Avg Speed
0 - 1	33.3	35	25	30	28.3	30	25	30.32	27.5	30.32
1 - 2	25	30	32.5	30	27.5	27.5	28.3	29	27.9	29
2 - 3	23.3	25	25	25	28.8	30	23.3	25.42	26.65	25.42
3 - 4	45	25	30	28	30	30	25	31.6	27.5	31.6
4 - 5	27.5	30	33.3	30	27.5	25	29	29.66	27	29.66
5 - 6	28.3	29.2	30	30	29.2	30	32.5	29.34	31.25	29.34
6 - 7	29.4	30	29.6	29.5	30	29.3	27.5	29.7	28.4	29.7
7 - 8	32.5	27.2	28.6	27.4	28.7	30	27.5	28.88	28.75	28.88
8 - 9	30	26.7	27.7	26.7	26.7	28.7	28.7	27.56	28.7	27.56
9 - 10	26.5	25.5	25.3	26	25.3	26.8	28	25.72	27.4	25.72
10 - 11	26.2	24.5	26.4	25.7	26.6	26.8	27.5	25.88	27.15	25.88
11 - 12	27.2	26.2	25.4	25.9	26	27.4	27.8	26.14	27.6	26.14
12 - 13	27.9	26.2	26.5	24.6	26.4	26.6	24.9	26.32	25.75	26.32
13 - 14	27.2	26.9	25	27.2	27	26.4	27.5	26.66	26.95	26.66
14 - 15	26	25.8	26.5	25.7	27.4	27.2	24.7	26.28	25.95	26.28
15 - 16	28	25.3	27.6	25.4	27.4	26.3	27.5	26.74	26.9	26.74
16 - 17	27.4	27.3	27.1	27.6	27.2	25.3	26.7	27.32	26	27.32
17 - 18	28	27.7	28	27	27.5	27.5	26.3	27.64	26.9	27.64
18 - 19	28.3	27.5	28	28.1	27.7	25.8	28.9	27.92	27.35	27.92
19 - 20	28.6	28.5	27.5	27.9	29	27.5	28.8	28.3	28.15	28.3
20 - 21	27.9	28.2	27.7	27.2	27.8	26.1	27.6	27.76	26.85	27.76
21 - 22	28.3	28.1	27.5	29.2	28.5	27.5	30	28.32	28.75	28.32
22 - 23	28.8	28.6	28.9	29.1	28.3	29.5	28.6	28.74	29.05	28.74
23 - 24	35	25	29.3	27.5	28.1	29.4	30	28.98	29.7	28.98
Totals	695.6	659.4	668.4	660.7	666.9	666.6	661.6			
% of Total	14.87%	14.09%	14.28%	14.12%	14.25%	14.25%	14.14%			

Incoming Weekly EightyFifthSpeeds
2023 May 24 Marsworth Road

from Mon-Apr-03-2023-03-00-PM to Wed-May-24-2023-10-59-AM

	17/04/2023	to	23/04/2023							
	Monday	Tuesday	Wednesday	Thursday	Friday	Saturday	Sunday	Week	Weekend	Week Day 85%
Hour	17/04/2023	18/04/2023	19/04/2023	20/04/2023	21/04/2023	22/04/2023	23/04/2023	Day Avg	Avg	Avg Speed
0 - 1	25	30	30	40	25	25	31.7	30	28.35	30
1 - 2	30	40	28.8	30	29	33.3	25	31.56	29.15	31.56
2 - 3	30	23.8	28	30	27.5	27.5	25	27.86	26.25	27.86
3 - 4	32.5	30	28.8	30	25	32.5	30	29.26	31.25	29.26
4 - 5	30	28.3	35	28.3	30	35	30	30.32	32.5	30.32
5 - 6	28.6	28.7	28.8	30	33.8	33.8	30	29.98	31.9	29.98
6 - 7	29.6	31.4	29.6	30	31.4	29	27.5	30.4	28.25	30.4
7 - 8	27.4	27.4	27.6	28.3	27.9	29.4	29.5	27.72	29.45	27.72
8 - 9	27.6	24.7	24.8	25.5	24.8	29.1	27.3	25.48	28.2	25.48
9 - 10	24.7	24.5	26.3	25.2	24.1	28.3	27.9	24.96	28.1	24.96
10 - 11	24.8	27.2	27.4	26.5	24.9	27.4	28.2	26.16	27.8	26.16
11 - 12	27.1	25.2	26.8	26.7	25.6	27.5	27.2	26.28	27.35	26.28
12 - 13	26.2	25.4	28.1	26.6	27.2	27.7	26	26.7	26.85	26.7
13 - 14	27.6	26.9	26.5	27.6	26.4	27.4	27.2	27	27.3	27
14 - 15	26.7	25.6	27.2	27.4	26.6	26	26.2	26.7	26.1	26.7
15 - 16	26.1	24.8	24.5	25.6	24.3	27.9	27.5	25.06	27.7	25.06
16 - 17	25.2	26.5	25.7	25.3	27.8	26.5	26.9	26.1	26.7	26.1
17 - 18	25.5	26.7	26.7	26.3	27.8	27.9	27.8	26.6	27.85	26.6
18 - 19	28	27.4	25.7	28.7	27	28.4	28.5	27.36	28.45	27.36
19 - 20	28.2	27.8	27.6	27.5	27.4	28.2	28.6	27.7	28.4	27.7
20 - 21	28	27.2	27.5	28.5	28.7	27.7	28.6	27.98	28.15	27.98
21 - 22	28.2	28.6	28.9	28.6	29.5	28.3	29.1	28.76	28.7	28.76
22 - 23	29.3	27.8	28.5	26.7	25.8	28.1	29.4	27.62	28.75	27.62
23 - 24	25	25	27.5	31.7	27.5	27.5	25	27.34	26.25	27.34
Totals	661.3	660.9	666.3	681	655	689.4	670.1			
% of Total	14.12%	14.11%	14.23%	14.54%	13.98%	14.72%	14.31%			

	24/04/2023	to	30/04/2023							
	Monday	Tuesday	Wednesday	Thursday	Friday	Saturday	Sunday	Week	Weekend	Week Day 85%
Hour	24/04/2023	25/04/2023	26/04/2023	27/04/2023	28/04/2023	29/04/2023	30/04/2023	Day Avg	Avg	Avg Speed
0 - 1	30	23.8	30	27.5	27.5	32.5	30	27.76	31.25	27.76
1 - 2	30	35	40	32.5	25	30	30	32.5	30	32.5
2 - 3	35	30	30	25	30	30	35	30	32.5	30
3 - 4	30	27.5	28	30	25	25	30	28.1	27.5	28.1
4 - 5	25	35	37.5	35	29.2	30	25	32.34	27.5	32.34
5 - 6	31	28.8	32	28.8	31.9	35	27.5	30.5	31.25	30.5
6 - 7	30.9	29.1	29.7	29.6	29.3	31.7	30	29.72	30.85	29.72
7 - 8	27.6	27.6	27.5	27	27.7	29.5	29.4	27.48	29.45	27.48
8 - 9	25.2	27	26.1	26	26.8	28.3	28.6	26.22	28.45	26.22
9 - 10	26.2	26.6	27.3	25.7	26.2	28	27.9	26.4	27.95	26.4
10 - 11	24.6	25.4	24.5	24.9	26	27	27.8	25.08	27.4	25.08
11 - 12	24.8	25.7	26.6	25.5	27.1	27.3	27.6	25.94	27.45	25.94
12 - 13	26.4	26.5	24.7	26.3	26.5	27.8	25.8	26.08	26.8	26.08
13 - 14	27.7	27	25.9	25.3	27.9	27.9	26.5	26.76	27.2	26.76
14 - 15	25.4	27.3	26.7	25.4	26.8	27.2	27.6	26.32	27.4	26.32
15 - 16	25	26.2	26	25	24.3	27.2	27.9	25.3	27.55	25.3
16 - 17	26.9	24.8	26.5	25.8	26.3	26.6	26.7	26.06	26.65	26.06
17 - 18	27.1	25.5	26.4	25	27.1	26.7	26.5	26.22	26.6	26.22
18 - 19	27.9	28.1	28	27.1	26.4	28.1	27.6	27.5	27.85	27.5
19 - 20	28.9	28.5	27.4	28.6	28.6	26.9	28.1	28.4	27.5	28.4
20 - 21	27.8	27.9	29.6	29.1	27.5	28	27.9	28.38	27.95	28.38
21 - 22	27.1	27.5	28.5	27.5	26.1	27.7	27.7	27.34	27.7	27.34
22 - 23	27.5	27.2	28.3	27.5	26.9	26.2	25	27.48	25.6	27.48
23 - 24	35	28.8	31.7	33.3	29.3	24.2	29.4	31.62	26.8	31.62
Totals	673	666.8	688.9	663.4	655.4	678.8	675.5			
% of Total	14.31%	14.18%	14.65%	14.11%	13.94%	14.44%	14.37%			

	01/05/2023	to	07/05/2023							
	Monday	Tuesday	Wednesday	Thursday	Friday	Saturday	Sunday	Week	Weekend	Week Day 85%
Hour	01/05/2023	02/05/2023	03/05/2023	04/05/2023	05/05/2023	06/05/2023	07/05/2023	Day Avg	Avg	Avg Speed
0 - 1	28.3	30	30	22.5	25	30	30	27.16	30	27.16
1 - 2	30	30	35	35	27.5	28.8	27.5	31.5	28.15	31.5
2 - 3	25	30	32.5	30	30	25	28.8	29.5	26.9	29.5
3 - 4	32.5	30	30	32.5	27.5	40	35	30.5	37.5	30.5
4 - 5	30	27.5	27.5	31.7	30	27.5	25	29.34	26.25	29.34
5 - 6	29	29.3	29.5	30	29.5	28	30	29.46	29	29.46
6 - 7	28.8	29.8	29.6	29.6	29.8	28.8	28	29.52	28.4	29.52
7 - 8	28.7	26.7	28.1	27.6	28.2	28.2	29	27.86	28.6	27.86
8 - 9	28.2	25	26.5	24.7	24.1	28.5	28.6	25.7	28.55	25.7
9 - 10	26.8	25.5	26.1	24.9	24.9	27.3	28	25.64	27.65	25.64
10 - 11	27.7	26	26.3	24.9	25.3	27.9	27	26.04	27.45	26.04
11 - 12	25.3	25	27.3	26	25.9	28.1	26.6	25.9	27.35	25.9
12 - 13	25	25.5	26.2	27.1	25.8	28.1	24.9	25.92	26.5	25.92
13 - 14	26.7	25.9	27.1	26.4	26.8	27.7	25	26.58	26.35	26.58
14 - 15	25	27.4	26.5	26.5	25.2	28	26.5	26.12	27.25	26.12
15 - 16	25.7	25.5	24.6	24.6	25.4	28.6	27.1	25.16	27.85	25.16
16 - 17	25	25.9	25.8	24.7	27.6	27.1	26.9	25.8	27	25.8
17 - 18	27.4	25.8	25.9	27.1	27.4	28	27.1	26.72	27.55	26.72
18 - 19	28.4	28	26.2	27.7	27.2	28.2	28.1	27.5	28.15	27.5
19 - 20	28.8	28.5	28	27.2	28.3	28.3	27.5	28.16	27.9	28.16
20 - 21	26.9	28.1	27.3	28.1	28.5	27.7	28.5	27.78	28.1	27.78
21 - 22	28.5	28.6	28.6	28.2	29.1	26.2	28.8	28.6	27.5	28.6
22 - 23	29	26.7	27.5	28	27.2	25	28.3	27.68	26.65	27.68
23 - 24	25	30	29	30	28.3	30	28.3	28.46	29.15	28.46
Totals	661.7	660.7	671.1	665	654.5	681	670.5			
% of Total	14.19%	14.16%	14.39%	14.26%	14.03%	14.6%	14.37%			

	08/05/2023	to	14/05/2023							
	Monday	Tuesday	Wednesday	Thursday	Friday	Saturday	Sunday	Week	Weekend	Week Day 85%
Hour	08/05/2023	09/05/2023	10/05/2023	11/05/2023	12/05/2023	13/05/2023	14/05/2023	Day Avg	Avg	Avg Speed
0 - 1	30	30	25	25	27.5	35	25	27.5	30	27.5
1 - 2	30	28.3	30	27.5	30	25	31.7	29.16	28.35	29.16
2 - 3	0	30	40	32.5	28.3	20	30	32.7	25	32.7
3 - 4	25	25	32.5	40	30	28	33.3	30.5	30.65	30.5
4 - 5	35	30	25	25	30	30	30	29	30	29
5 - 6	32.5	30	31.7	32.5	30	29.5	31.7	31.34	30.6	31.34
6 - 7	30	29.3	32.2	31.7	29.8	32.1	27.5	30.6	29.8	30.6
7 - 8	28.3	27.2	27.5	27.4	27.7	28.8	28.5	27.62	28.65	27.62
8 - 9	28.7	24.4	25	26.5	26.2	27.5	28.1	26.16	27.8	26.16
9 - 10	28.8	24.8	27.6	24.8	25	27.5	28.1	26.2	27.8	26.2
10 - 11	27.6	24.9	26.1	25.8	24.7	27	27.1	25.82	27.05	25.82
11 - 12	26.7	26	26.1	26.2	26.2	24.9	28.4	26.24	26.65	26.24
12 - 13	25.6	27.6	26.7	25.3	25.2	24.7	26.8	26.08	25.75	26.08
13 - 14	27.9	27.5	26.7	26.3	26.7	25	25.4	27.02	25.2	27.02
14 - 15	25.5	26.4	25	27.3	27.8	25.9	27.3	26.4	26.6	26.4
15 - 16	27.9	25.6	24.5	24.8	25.7	28	26.5	25.7	27.25	25.7
16 - 17	27.1	25	25.7	26.5	26.1	26.2	25	26.08	25.6	26.08
17 - 18	28.1	25.6	26.5	26.7	27.2	27.4	26.8	26.82	27.1	26.82
18 - 19	28.8	26.9	26.8	26.8	25.5	27.4	27.4	26.96	27.4	26.96
19 - 20	27.3	29.2	27	27.6	27.9	26.6	28.8	27.8	27.7	27.8
20 - 21	28	28.5	28.5	27.9	27.1	28.9	29.2	28	29.05	28
21 - 22	29.5	26.7	26	27.7	27.8	28	27.9	27.54	27.95	27.54
22 - 23	24.4	25	26.2	28	24.7	28.3	28.8	25.66	28.55	25.66
23 - 24	25	30	26.2	28.3	30	28.6	25	27.9	26.8	27.9
Totals	647.7	653.9	664.5	668.1	657.1	660.3	674.3			
% of Total	14%	14.14%	14.36%	14.44%	14.2%	14.27%	14.58%			

	15/05/2023	to	21/05/2023							
	Monday	Tuesday	Wednesday	Thursday	Friday	Saturday	Sunday	Week	Weekend	Week Day 85%
Hour	15/05/2023	16/05/2023	17/05/2023	18/05/2023	19/05/2023	20/05/2023	21/05/2023	Day Avg	Avg	Avg Speed
0 - 1	30	25	23.3	25	28	28.3	25	26.26	26.65	26.26
1 - 2	35	25	30	27.5	30	30	28.8	29.5	29.4	29.5
2 - 3	25	28.3	30	27.5	28.3	35	30	27.82	32.5	27.82
3 - 4	30	30	27.5	28.8	26.7	26.7	40	28.6	33.35	28.6
4 - 5	27.5	32.5	30	25	31.7	30	23.8	29.34	26.9	29.34
5 - 6	29.4	36.2	30	31.2	31.2	30	30	31.6	30	31.6
6 - 7	29.4	30	29.4	31.7	32.3	32.1	30	30.56	31.05	30.56
7 - 8	27.2	28.1	27.8	28.4	27.6	28.8	29.3	27.82	29.05	27.82
8 - 9	24.6	24.6	26.7	25.3	25.7	28.7	28	25.38	28.35	25.38
9 - 10	25.7	26.8	27.7	26.2	24.6	26.2	28.2	26.2	27.2	26.2
10 - 11	27.9	26.8	27.2	27	24.8	27.2	25.6	26.74	26.4	26.74
11 - 12	24.5	27	26.5	24.9	25.8	24.9	26.9	25.74	25.9	25.74
12 - 13	26.4	26	26.3	26	25.2	26.4	26.1	25.98	26.25	25.98
13 - 14	26.7	26.9	25.8	27.1	26.2	26.8	26.2	26.54	26.5	26.54
14 - 15	24.9	25.4	27.7	25.6	26.5	26.2	27.1	26.02	26.65	26.02
15 - 16	25.2	24.1	25.2	24.4	24.7	26.3	27.5	24.72	26.9	24.72
16 - 17	26.6	24.9	26.7	26.4	27.6	27.8	26.6	26.44	27.2	26.44
17 - 18	27.4	25.7	27.4	25.4	26.9	26.5	26	26.56	26.25	26.56
18 - 19	27.2	26.8	27.1	26.8	27.7	28	28.2	27.12	28.1	27.12
19 - 20	28.7	27.2	27.4	28.2	27.2	27.1	28.4	27.74	27.75	27.74
20 - 21	27.9	29.3	28.2	28	28.8	29.6	27	28.44	28.3	28.44
21 - 22	25.6	29	28.5	27.1	28.6	27	28.6	27.76	27.8	27.76
22 - 23	25	26.2	29	27	27	27	29.3	26.84	28.15	26.84
23 - 24	30	30	28.8	30	28.3	30	25	29.42	27.5	29.42
Totals	657.8	661.8	664.2	650.5	661.4	676.6	671.6			
% of Total	14.16%	14.25%	14.3%	14.01%	14.24%	14.57%	14.46%			

	22/05/2023	to	28/05/2023							
	Monday	Tuesday	Wednesday	Thursday	Friday	Saturday	Sunday	Week	Weekend	Week Day 85%
Hour	22/05/2023	23/05/2023	24/05/2023	25/05/2023	26/05/2023	27/05/2023	28/05/2023	Day Avg	Avg	Avg Speed
0 - 1	30	25	30	*	*	*	*	28.33	0	28.33
1 - 2	35	28.3	27.5	*	*	*	*	30.27	0	30.27
2 - 3	30	25	35	*	*	*	*	30	0	30
3 - 4	30	26.7	30	*	*	*	*	28.9	0	28.9
4 - 5	27.5	30	24.3	*	*	*	*	27.27	0	27.27
5 - 6	31.7	30	31.2	*	*	*	*	30.97	0	30.97
6 - 7	29.3	30.8	32.1	*	*	*	*	30.73	0	30.73
7 - 8	27.9	27.2	28.1	*	*	*	*	27.73	0	27.73
8 - 9	25.2	24.9	25.8	*	*	*	*	25.3	0	25.3
9 - 10	26.8	24.8	26.8	*	*	*	*	26.13	0	26.13
10 - 11	26	25.8	25	*	*	*	*	25.6	0	25.6
11 - 12	25.6	26.5	*	*	*	*	*	26.05	0	26.05
12 - 13	25	26.4	*	*	*	*	*	25.7	0	25.7
13 - 14	26.1	26.8	*	*	*	*	*	26.45	0	26.45
14 - 15	26.8	26.9	*	*	*	*	*	26.85	0	26.85
15 - 16	25	24.8	*	*	*	*	*	24.9	0	24.9
16 - 17	26.2	27.1	*	*	*	*	*	26.65	0	26.65
17 - 18	25.1	25.1	*	*	*	*	*	25.1	0	25.1
18 - 19	25.5	25.2	*	*	*	*	*	25.35	0	25.35
19 - 20	28.2	26.8	*	*	*	*	*	27.5	0	27.5
20 - 21	27.7	27.8	*	*	*	*	*	27.75	0	27.75
21 - 22	26.7	29.1	*	*	*	*	*	27.9	0	27.9
22 - 23	25	29.3	*	*	*	*	*	27.15	0	27.15
23 - 24	35	30	*	*	*	*	*	32.5	0	32.5
Totals	667.3	650.3	315.8	0	0	0	0			
% of Total	40.85%	39.81%	19.33%	0%	0%	0%	0%			

Incoming Monthly EightyFifthSpeeds
2023 May 24 Marsworth Road

from Mon-Apr-03-2023-03-00-PM to Wed-May-24-2023-10-59-AM

	Apr 2023									
	Monday	Tuesday	Wednesday	Thursday	Friday	Saturday	Sunday	Week	Weekend	Week Day 85%
Hour								Day Avg	Avg	Avg Speed
0 - 1	31.7	30	29	29.3	28.5	28.9	28.9	29.7	28.9	29.7
1 - 2	30	35	31.7	30	29.4	31.7	30	31.22	30.85	31.22
2 - 3	25	25	28.6	26.7	29	28.3	30	26.86	29.15	26.86
3 - 4	32.5	28.3	28.3	28.8	27.5	30	29	29.08	29.5	29.08
4 - 5	27.9	30	34.3	30	29	35	29.1	30.24	32.05	30.24
5 - 6	29.3	28.8	30.4	29.7	31.9	32.1	31	30.02	31.55	30.02
6 - 7	29.9	29.9	29.7	30	29.9	29.5	28.8	29.88	29.15	29.88
7 - 8	27.8	27.7	28	28	28	29.9	29.1	27.9	29.5	27.9
8 - 9	26.8	26.3	26.5	26.3	26.8	28.8	28.1	26.54	28.45	26.54
9 - 10	25.4	25.5	26.5	25.8	25	27.7	27.8	25.64	27.75	25.64
10 - 11	24.8	25.5	26.5	25.4	25.7	27	27.7	25.58	27.35	25.58
11 - 12	26.4	26.2	25.8	25.8	26.6	27.1	27.4	26.16	27.25	26.16
12 - 13	26.9	25.8	26.8	25.5	27.1	27.2	26.4	26.42	26.8	26.42
13 - 14	27.5	27	25.4	26.7	27.2	27.2	27	26.76	27.1	26.76
14 - 15	26.1	26.5	26.6	26.5	27.1	26.8	26.4	26.56	26.6	26.56
15 - 16	26.4	25.3	26	25.3	25	27	27.4	25.6	27.2	25.6
16 - 17	27	26.2	26.2	26.3	27.3	26.7	26.8	26.6	26.75	26.6
17 - 18	26.8	26.6	26.9	26.4	27.5	27.1	27.1	26.84	27.1	26.84
18 - 19	27.9	27.8	27.3	28	27.2	27.2	28.1	27.64	27.65	27.64
19 - 20	28.6	28.4	27.8	28	28.1	27.9	28.3	28.18	28.1	28.18
20 - 21	27.8	28	28.2	28.2	27.9	27.5	27.9	28.02	27.7	28.02
21 - 22	28.2	28.1	28	28.7	28.1	28.2	28.5	28.22	28.35	28.22
22 - 23	28.4	27.7	28.8	28.4	27.3	28.3	29.5	28.12	28.9	28.12
23 - 24	32.5	27.7	29.4	30	28.2	28.1	29.6	29.56	28.85	29.56

Incoming Monthly EightyFifthSpeeds
2023 May 24 Marsworth Road

from Mon-Apr-03-2023-03-00-PM to Wed-May-24-2023-10-59-AM

	May 2023									
	Monday	Tuesday	Wednesday	Thursday	Friday	Saturday	Sunday	Week	Weekend	Week Day 85%
Hour								Day Avg	Avg	Avg Speed
0 - 1	29.5	28.3	28.3	24	27.9	30	27.5	27.6	28.75	27.6
1 - 2	31.2	28.9	28.8	29	28.8	28.6	30	29.34	29.3	29.34
2 - 3	27.5	28.3	34	30	28.8	30	28.6	29.72	29.3	29.72
3 - 4	32.5	28.8	30	35	27.9	28.3	35	30.84	31.65	30.84
4 - 5	28.3	30	26.2	30	31	30	27.5	29.1	28.75	29.1
5 - 6	30	30.5	30.6	31.5	30	29.3	31.7	30.52	30.5	30.52
6 - 7	29.4	29.8	30.7	30.9	30.8	31	28.3	30.32	29.65	30.32
7 - 8	27.7	27.5	27.9	27.8	27.8	28.7	28.8	27.74	28.75	27.74
8 - 9	25.9	24.7	26.1	25.4	25.2	28.2	28.2	25.46	28.2	25.46
9 - 10	27.2	25.5	27.1	25.1	24.9	27	28.1	25.96	27.55	25.96
10 - 11	27.3	25.8	26.4	25.8	24.9	27.4	26.6	26.04	27	26.04
11 - 12	25.5	26.2	26.8	25.7	26	26.1	27.4	26.04	26.75	26.04
12 - 13	25.6	26.5	26.4	26.3	25.4	26.2	26.1	26.04	26.15	26.04
13 - 14	26.9	26.8	26.5	26.7	26.6	26.6	25.6	26.7	26.1	26.7
14 - 15	25.6	26.6	26.7	26.6	26.6	26.8	27	26.42	26.9	26.42
15 - 16	26	24.9	24.7	24.6	25.2	27.7	27.1	25.08	27.4	25.08
16 - 17	26.3	25.8	26	25.6	27.2	27.2	26.3	26.18	26.75	26.18
17 - 18	27	25.6	26.6	26.5	27.2	27.3	26.7	26.58	27	26.58
18 - 19	27.7	26.9	26.7	27.1	26.9	27.8	27.8	27.06	27.8	27.06
19 - 20	28.4	27.9	27.5	27.8	27.8	27.4	28.1	27.88	27.75	27.88
20 - 21	27.6	28.4	28.1	28	28.3	28.8	28.2	28.08	28.5	28.08
21 - 22	27.6	28.6	28.1	27.6	28.5	27.3	28.5	28.08	27.9	28.08
22 - 23	26.8	27.1	28.1	28	26.5	26.8	28.5	27.3	27.65	27.3
23 - 24	32.5	29.5	27.7	30	28.6	29.3	27	29.66	28.15	29.66

Summary of Violators
2023 May 24 Marsworth Road from Mon-Apr-03-2023-03-00-PM to Wed-May-24-2023-10-59-AM

Starting Hour	Count	Average Speed of all Traffic	Violator Counts	Average Speed of Violators
00:00:00	0	N/A	N/A	N/A
01:00:00	0	N/A	N/A	N/A
02:00:00	0	N/A	N/A	N/A
03:00:00	0	N/A	N/A	N/A
04:00:00	0	N/A	N/A	N/A
05:00:00	0	N/A	N/A	N/A
06:00:00	0	N/A	N/A	N/A
07:00:00	0	N/A	N/A	N/A
08:00:00	0	N/A	N/A	N/A
09:00:00	0	N/A	N/A	N/A
10:00:00	0	N/A	N/A	N/A
11:00:00	0	N/A	N/A	N/A
12:00:00	0	N/A	N/A	N/A
13:00:00	0	N/A	N/A	N/A
14:00:00	0	N/A	N/A	N/A
15:00:00	29	3.4	0	0.0
16:00:00	196	2.0	0	0.0
17:00:00	258	1.9	1	37.5
18:00:00	149	3.1	2	40.0
19:00:00	109	3.9	1	37.5
20:00:00	76	4.0	0	0.0
21:00:00	45	6.7	0	0.0
22:00:00	29	9.7	0	0.0
23:00:00	16	14.5	1	37.5
00:00:00	9	15.6	0	0.0
01:00:00	0	N/A	N/A	N/A
02:00:00	3	19.2	0	0.0
03:00:00	5	19.0	0	0.0
04:00:00	1	27.5	0	0.0
05:00:00	6	22.5	0	0.0
06:00:00	38	9.8	2	37.5
07:00:00	93	3.7	0	0.0
08:00:00	130	3.1	0	0.0
09:00:00	116	4.0	0	0.0
10:00:00	177	2.3	0	0.0
11:00:00	193	2.0	0	0.0
12:00:00	182	2.4	0	0.0
13:00:00	153	2.7	0	0.0
14:00:00	156	2.3	0	0.0
15:00:00	140	2.6	0	0.0
16:00:00	175	2.5	0	0.0
17:00:00	237	2.0	1	37.5
18:00:00	162	2.3	0	0.0
19:00:00	126	3.0	3	37.5
20:00:00	65	5.5	0	0.0
21:00:00	41	8.0	0	0.0
22:00:00	33	9.7	1	37.5
23:00:00	17	16.0	0	0.0

Summary of Violators
2023 May 24 Marsworth Road from Mon-Apr-03-2023-03-00-PM to Wed-May-24-2023-10-59-AM

00:00:00	6	19.6	0	0.0
01:00:00	4	26.3	0	0.0
02:00:00	3	34.2	1	52.5
03:00:00	2	22.5	0	0.0
04:00:00	9	19.2	0	0.0
05:00:00	15	18.0	2	37.5
06:00:00	44	8.1	2	37.5
07:00:00	86	4.6	1	37.5
08:00:00	131	3.2	0	0.0
09:00:00	139	2.5	0	0.0
10:00:00	168	2.3	0	0.0
11:00:00	180	2.4	0	0.0
12:00:00	142	3.0	0	0.0
13:00:00	175	2.2	0	0.0
14:00:00	169	2.5	0	0.0
15:00:00	186	2.4	0	0.0
16:00:00	170	2.5	1	37.5
17:00:00	208	1.9	0	0.0
18:00:00	139	2.7	0	0.0
19:00:00	100	4.4	1	42.5
20:00:00	61	6.3	0	0.0
21:00:00	42	6.1	0	0.0
22:00:00	23	13.2	0	0.0
23:00:00	12	15.4	0	0.0
00:00:00	5	19.0	0	0.0
01:00:00	3	25.8	0	0.0
02:00:00	1	22.5	0	0.0
03:00:00	4	23.8	0	0.0
04:00:00	1	17.5	0	0.0
05:00:00	12	16.9	1	37.5
06:00:00	28	13.1	2	37.5
07:00:00	72	4.6	0	0.0
08:00:00	112	3.4	0	0.0
09:00:00	85	3.7	0	0.0
10:00:00	152	2.4	0	0.0
11:00:00	166	2.1	0	0.0
12:00:00	158	2.4	1	37.5
13:00:00	120	2.9	0	0.0
14:00:00	130	2.7	0	0.0
15:00:00	166	2.3	0	0.0
16:00:00	210	2.1	0	0.0
17:00:00	263	1.5	0	0.0
18:00:00	171	2.5	1	37.5
19:00:00	115	3.6	1	37.5
20:00:00	90	4.4	0	0.0
21:00:00	59	6.9	1	42.5
22:00:00	34	7.5	0	0.0
23:00:00	25	10.1	0	0.0
00:00:00	9	21.9	2	40.0

01:00:00	7	20.0	1	42.5
02:00:00	8	25.6	1	42.5
03:00:00	2	11.3	0	0.0
04:00:00	8	15.3	0	0.0
05:00:00	8	20.6	1	37.5
06:00:00	20	12.0	1	42.5
07:00:00	26	9.4	0	0.0
08:00:00	67	6.3	2	37.5
09:00:00	94	4.1	1	37.5
10:00:00	172	2.4	1	37.5
11:00:00	153	2.3	0	0.0
12:00:00	149	2.7	0	0.0
13:00:00	123	3.0	0	0.0
14:00:00	152	2.6	0	0.0
15:00:00	113	2.7	0	0.0
16:00:00	153	3.1	2	37.5
17:00:00	140	3.0	1	37.5
18:00:00	127	3.1	1	37.5
19:00:00	94	3.0	0	0.0
20:00:00	74	5.4	1	37.5
21:00:00	47	6.6	0	0.0
22:00:00	34	9.7	0	0.0
23:00:00	8	14.7	0	0.0
00:00:00	16	8.8	0	0.0
01:00:00	6	15.4	1	42.5
02:00:00	8	18.1	0	0.0
03:00:00	5	19.0	0	0.0
04:00:00	6	22.1	2	37.5
05:00:00	5	18.0	0	0.0
06:00:00	23	9.7	1	37.5
07:00:00	35	12.8	2	37.5
08:00:00	69	6.5	1	37.5
09:00:00	121	4.0	2	37.5
10:00:00	164	2.3	0	0.0
11:00:00	160	2.2	0	0.0
12:00:00	174	2.4	0	0.0
13:00:00	133	3.0	0	0.0
14:00:00	139	2.4	0	0.0
15:00:00	127	2.7	0	0.0
16:00:00	125	3.2	1	37.5
17:00:00	145	2.7	0	0.0
18:00:00	120	2.8	0	0.0
19:00:00	96	4.2	0	0.0
20:00:00	65	5.7	0	0.0
21:00:00	38	9.5	0	0.0
22:00:00	34	8.4	1	37.5
23:00:00	23	14.0	1	42.5
00:00:00	13	19.2	1	42.5
01:00:00	8	20.3	0	0.0

02:00:00	5	20.0	0	0.0
03:00:00	7	23.9	0	0.0
04:00:00	10	17.3	1	37.5
05:00:00	4	26.3	0	0.0
06:00:00	14	15.9	1	37.5
07:00:00	12	10.6	0	0.0
08:00:00	41	7.0	0	0.0
09:00:00	62	6.0	0	0.0
10:00:00	111	2.8	0	0.0
11:00:00	134	2.4	0	0.0
12:00:00	147	2.9	1	37.5
13:00:00	104	3.6	1	37.5
14:00:00	126	3.1	0	0.0
15:00:00	98	3.5	0	0.0
16:00:00	116	2.9	0	0.0
17:00:00	99	3.5	0	0.0
18:00:00	92	3.8	0	0.0
19:00:00	73	5.0	0	0.0
20:00:00	62	4.3	0	0.0
21:00:00	43	7.7	0	0.0
22:00:00	18	12.9	1	37.5
23:00:00	11	17.3	0	0.0
00:00:00	14	17.0	0	0.0
01:00:00	1	22.5	0	0.0
02:00:00	2	22.5	0	0.0
03:00:00	3	20.8	0	0.0
04:00:00	4	23.1	1	42.5
05:00:00	7	21.4	0	0.0
06:00:00	16	12.5	0	0.0
07:00:00	20	12.8	0	0.0
08:00:00	18	15.0	1	37.5
09:00:00	47	5.7	0	0.0
10:00:00	41	6.6	0	0.0
11:00:00	65	3.9	0	0.0
12:00:00	91	3.3	0	0.0
13:00:00	120	3.2	0	0.0
14:00:00	124	2.9	1	37.5
15:00:00	127	2.9	0	0.0
16:00:00	132	3.3	0	0.0
17:00:00	118	3.4	1	37.5
18:00:00	83	4.4	0	0.0
19:00:00	84	4.8	0	0.0
20:00:00	35	9.2	1	37.5
21:00:00	39	7.3	0	0.0
22:00:00	26	11.1	0	0.0
23:00:00	13	17.9	1	42.5
00:00:00	5	26.5	0	0.0
01:00:00	3	30.8	1	42.5
02:00:00	0	N/A	N/A	N/A

03:00:00	2	22.5	0	0.0
04:00:00	3	22.5	0	0.0
05:00:00	15	20.5	2	37.5
06:00:00	43	8.7	2	37.5
07:00:00	89	3.8	0	0.0
08:00:00	122	2.9	0	0.0
09:00:00	132	2.6	0	0.0
10:00:00	172	2.0	0	0.0
11:00:00	160	2.7	0	0.0
12:00:00	167	2.4	0	0.0
13:00:00	150	2.2	0	0.0
14:00:00	160	2.1	0	0.0
15:00:00	116	2.8	0	0.0
16:00:00	129	2.8	0	0.0
17:00:00	181	2.3	1	37.5
18:00:00	119	3.2	0	0.0
19:00:00	45	9.1	2	37.5
20:00:00	43	6.2	0	0.0
21:00:00	28	8.2	0	0.0
22:00:00	25	12.9	1	37.5
23:00:00	20	9.3	0	0.0
00:00:00	3	16.7	0	0.0
01:00:00	9	19.7	0	0.0
02:00:00	1	17.5	0	0.0
03:00:00	2	25.0	0	0.0
04:00:00	6	16.7	0	0.0
05:00:00	26	11.1	1	37.5
06:00:00	41	10.6	2	40.0
07:00:00	95	3.9	0	0.0
08:00:00	130	3.4	1	37.5
09:00:00	151	2.7	0	0.0
10:00:00	147	2.6	0	0.0
11:00:00	156	2.0	0	0.0
12:00:00	153	2.4	0	0.0
13:00:00	131	2.4	0	0.0
14:00:00	118	3.5	0	0.0
15:00:00	126	2.8	0	0.0
16:00:00	127	3.2	0	0.0
17:00:00	270	1.7	1	42.5
18:00:00	155	3.0	2	37.5
19:00:00	83	3.8	0	0.0
20:00:00	53	6.3	0	0.0
21:00:00	26	9.7	0	0.0
22:00:00	22	11.5	0	0.0
23:00:00	20	12.3	0	0.0
00:00:00	4	27.5	0	0.0
01:00:00	4	26.3	0	0.0
02:00:00	1	22.5	0	0.0
03:00:00	13	12.5	0	0.0

04:00:00	12	14.4	0	0.0
05:00:00	28	11.8	1	37.5
06:00:00	51	6.5	0	0.0
07:00:00	96	4.4	0	0.0
08:00:00	147	2.6	1	37.5
09:00:00	154	2.7	0	0.0
10:00:00	197	2.4	0	0.0
11:00:00	161	2.3	0	0.0
12:00:00	165	1.9	0	0.0
13:00:00	148	2.8	0	0.0
14:00:00	149	2.2	0	0.0
15:00:00	172	2.7	2	37.5
16:00:00	189	2.1	0	0.0
17:00:00	269	1.7	0	0.0
18:00:00	166	2.4	0	0.0
19:00:00	123	3.9	3	37.5
20:00:00	85	3.9	0	0.0
21:00:00	41	7.9	1	37.5
22:00:00	49	8.2	1	37.5
23:00:00	22	10.9	0	0.0
00:00:00	10	12.3	0	0.0
01:00:00	5	19.0	0	0.0
02:00:00	5	19.0	0	0.0
03:00:00	6	20.4	0	0.0
04:00:00	8	16.9	0	0.0
05:00:00	12	17.5	1	42.5
06:00:00	37	9.5	2	37.5
07:00:00	73	5.5	0	0.0
08:00:00	121	3.2	0	0.0
09:00:00	106	3.7	0	0.0
10:00:00	151	2.7	1	47.5
11:00:00	135	2.9	0	0.0
12:00:00	135	2.7	1	37.5
13:00:00	154	2.8	1	37.5
14:00:00	141	2.6	0	0.0
15:00:00	172	2.1	0	0.0
16:00:00	175	2.1	0	0.0
17:00:00	203	1.8	0	0.0
18:00:00	173	2.8	2	40.0
19:00:00	87	4.1	0	0.0
20:00:00	56	5.8	0	0.0
21:00:00	50	5.4	0	0.0
22:00:00	30	10.5	0	0.0
23:00:00	27	10.7	1	37.5
00:00:00	17	12.8	0	0.0
01:00:00	6	22.5	0	0.0
02:00:00	1	27.5	0	0.0
03:00:00	3	16.7	0	0.0
04:00:00	2	20.0	0	0.0

05:00:00	5	26.5	0	0.0
06:00:00	14	18.0	2	40.0
07:00:00	21	16.4	0	0.0
08:00:00	66	6.2	0	0.0
09:00:00	95	3.8	0	0.0
10:00:00	157	2.4	0	0.0
11:00:00	156	2.4	0	0.0
12:00:00	141	2.6	0	0.0
13:00:00	126	3.0	0	0.0
14:00:00	153	2.2	0	0.0
15:00:00	119	3.3	1	42.5
16:00:00	113	2.8	0	0.0
17:00:00	138	2.8	0	0.0
18:00:00	123	2.8	0	0.0
19:00:00	87	4.1	1	47.5
20:00:00	65	5.3	0	0.0
21:00:00	43	7.0	0	0.0
22:00:00	34	9.3	2	40.0
23:00:00	19	11.4	0	0.0
00:00:00	14	10.9	0	0.0
01:00:00	14	15.2	0	0.0
02:00:00	4	15.6	0	0.0
03:00:00	4	13.1	0	0.0
04:00:00	7	11.1	0	0.0
05:00:00	8	21.6	0	0.0
06:00:00	7	19.3	0	0.0
07:00:00	14	11.3	0	0.0
08:00:00	53	5.7	0	0.0
09:00:00	77	5.4	0	0.0
10:00:00	154	2.4	0	0.0
11:00:00	147	2.7	0	0.0
12:00:00	159	2.5	0	0.0
13:00:00	111	2.7	0	0.0
14:00:00	127	2.8	0	0.0
15:00:00	127	2.5	0	0.0
16:00:00	142	2.6	0	0.0
17:00:00	106	3.8	1	37.5
18:00:00	98	4.0	1	42.5
19:00:00	72	5.4	1	42.5
20:00:00	61	5.2	0	0.0
21:00:00	29	9.8	1	37.5
22:00:00	26	11.0	0	0.0
23:00:00	8	20.0	0	0.0
00:00:00	4	19.4	0	0.0
01:00:00	4	19.4	0	0.0
02:00:00	1	22.5	0	0.0
03:00:00	9	24.2	0	0.0
04:00:00	7	24.3	1	37.5
05:00:00	18	14.3	0	0.0

06:00:00	53	6.5	0	0.0
07:00:00	81	5.2	2	37.5
08:00:00	151	2.5	0	0.0
09:00:00	144	2.6	0	0.0
10:00:00	167	2.2	0	0.0
11:00:00	146	2.9	0	0.0
12:00:00	128	3.4	0	0.0
13:00:00	122	3.2	0	0.0
14:00:00	152	2.5	0	0.0
15:00:00	193	1.9	0	0.0
16:00:00	177	1.6	0	0.0
17:00:00	263	1.1	0	0.0
18:00:00	170	2.4	0	0.0
19:00:00	93	4.0	2	37.5
20:00:00	67	4.7	0	0.0
21:00:00	38	9.3	1	37.5
22:00:00	25	10.9	0	0.0
23:00:00	7	23.2	0	0.0
00:00:00	4	27.5	1	37.5
01:00:00	7	18.2	1	37.5
02:00:00	1	22.5	0	0.0
03:00:00	10	17.3	0	0.0
04:00:00	10	14.5	0	0.0
05:00:00	26	11.3	0	0.0
06:00:00	51	8.0	3	37.5
07:00:00	145	3.1	2	37.5
08:00:00	244	1.6	0	0.0
09:00:00	156	2.1	0	0.0
10:00:00	142	2.6	0	0.0
11:00:00	128	2.6	0	0.0
12:00:00	156	2.4	0	0.0
13:00:00	146	2.5	0	0.0
14:00:00	133	2.6	0	0.0
15:00:00	206	1.7	0	0.0
16:00:00	191	2.2	0	0.0
17:00:00	294	1.5	0	0.0
18:00:00	153	2.8	1	37.5
19:00:00	106	3.8	0	0.0
20:00:00	58	5.4	0	0.0
21:00:00	48	6.9	0	0.0
22:00:00	38	8.0	1	37.5
23:00:00	16	13.3	0	0.0
00:00:00	3	27.5	0	0.0
01:00:00	9	15.0	0	0.0
02:00:00	10	10.0	0	0.0
03:00:00	8	19.1	0	0.0
04:00:00	9	18.6	0	0.0
05:00:00	30	9.8	1	37.5
06:00:00	57	5.8	0	0.0

07:00:00	142	3.2	1	42.5
08:00:00	210	1.8	0	0.0
09:00:00	167	2.2	0	0.0
10:00:00	135	2.9	0	0.0
11:00:00	131	3.0	0	0.0
12:00:00	135	2.9	0	0.0
13:00:00	146	3.1	1	37.5
14:00:00	148	3.1	1	37.5
15:00:00	195	1.9	0	0.0
16:00:00	226	1.6	0	0.0
17:00:00	309	1.2	1	37.5
18:00:00	240	1.5	0	0.0
19:00:00	171	2.2	0	0.0
20:00:00	121	3.2	1	37.5
21:00:00	43	6.4	0	0.0
22:00:00	40	9.8	2	37.5
23:00:00	18	14.2	0	0.0
00:00:00	3	21.7	1	37.5
01:00:00	4	27.5	1	37.5
02:00:00	1	22.5	0	0.0
03:00:00	3	24.2	0	0.0
04:00:00	15	15.5	0	0.0
05:00:00	15	16.8	1	37.5
06:00:00	53	7.9	1	37.5
07:00:00	132	3.6	2	40.0
08:00:00	234	1.7	0	0.0
09:00:00	201	1.8	0	0.0
10:00:00	148	2.4	0	0.0
11:00:00	156	2.6	1	37.5
12:00:00	153	2.5	0	0.0
13:00:00	134	3.2	1	37.5
14:00:00	153	2.3	0	0.0
15:00:00	228	1.7	0	0.0
16:00:00	208	1.7	0	0.0
17:00:00	321	1.3	0	0.0
18:00:00	234	2.0	2	42.5
19:00:00	96	4.3	0	0.0
20:00:00	72	5.2	2	37.5
21:00:00	46	7.2	0	0.0
22:00:00	34	7.6	0	0.0
23:00:00	17	15.6	0	0.0
00:00:00	4	20.0	0	0.0
01:00:00	11	19.1	0	0.0
02:00:00	2	17.5	0	0.0
03:00:00	4	16.9	0	0.0
04:00:00	1	22.5	0	0.0
05:00:00	15	17.8	2	37.5
06:00:00	45	11.4	4	37.5
07:00:00	109	3.6	0	0.0

08:00:00	209	1.9	0	0.0
09:00:00	153	2.5	0	0.0
10:00:00	158	2.2	0	0.0
11:00:00	180	2.2	0	0.0
12:00:00	156	2.4	0	0.0
13:00:00	114	3.6	0	0.0
14:00:00	150	2.6	0	0.0
15:00:00	216	1.8	0	0.0
16:00:00	224	2.1	1	42.5
17:00:00	226	1.9	0	0.0
18:00:00	151	2.3	0	0.0
19:00:00	134	2.7	0	0.0
20:00:00	90	4.4	1	37.5
21:00:00	44	9.0	0	0.0
22:00:00	31	8.0	0	0.0
23:00:00	17	11.9	0	0.0
00:00:00	18	8.1	0	0.0
01:00:00	8	22.8	0	0.0
02:00:00	6	17.5	0	0.0
03:00:00	4	20.6	0	0.0
04:00:00	4	25.0	0	0.0
05:00:00	10	17.5	1	37.5
06:00:00	14	12.3	0	0.0
07:00:00	35	10.3	1	37.5
08:00:00	80	5.0	0	0.0
09:00:00	99	4.6	1	42.5
10:00:00	175	2.2	0	0.0
11:00:00	151	2.6	0	0.0
12:00:00	166	2.4	0	0.0
13:00:00	167	2.4	1	37.5
14:00:00	136	2.6	0	0.0
15:00:00	131	3.1	0	0.0
16:00:00	135	3.1	0	0.0
17:00:00	126	2.3	0	0.0
18:00:00	108	3.4	0	0.0
19:00:00	101	4.0	0	0.0
20:00:00	70	4.5	0	0.0
21:00:00	42	7.7	1	37.5
22:00:00	37	8.4	0	0.0
23:00:00	15	12.0	0	0.0
00:00:00	18	12.8	0	0.0
01:00:00	12	14.4	1	37.5
02:00:00	2	22.5	0	0.0
03:00:00	1	27.5	0	0.0
04:00:00	6	25.0	0	0.0
05:00:00	11	18.2	0	0.0
06:00:00	14	14.3	1	37.5
07:00:00	19	15.1	0	0.0
08:00:00	58	6.5	0	0.0

09:00:00	81	3.8	0	0.0
10:00:00	105	3.7	0	0.0
11:00:00	159	2.7	1	37.5
12:00:00	145	2.2	0	0.0
13:00:00	137	2.4	0	0.0
14:00:00	125	3.0	0	0.0
15:00:00	137	2.8	0	0.0
16:00:00	131	3.1	0	0.0
17:00:00	122	3.3	0	0.0
18:00:00	86	4.4	0	0.0
19:00:00	40	8.3	0	0.0
20:00:00	33	9.1	0	0.0
21:00:00	42	7.9	0	0.0
22:00:00	18	13.2	0	0.0
23:00:00	10	15.0	1	37.5
00:00:00	3	22.5	0	0.0
01:00:00	5	21.0	0	0.0
02:00:00	1	17.5	0	0.0
03:00:00	5	21.0	0	0.0
04:00:00	8	14.1	0	0.0
05:00:00	21	10.6	0	0.0
06:00:00	52	7.6	0	0.0
07:00:00	134	2.6	0	0.0
08:00:00	213	1.9	0	0.0
09:00:00	167	2.5	0	0.0
10:00:00	158	2.4	0	0.0
11:00:00	147	2.5	0	0.0
12:00:00	128	3.2	0	0.0
13:00:00	136	3.3	1	37.5
14:00:00	153	2.1	0	0.0
15:00:00	202	1.9	0	0.0
16:00:00	191	2.0	0	0.0
17:00:00	211	1.9	0	0.0
18:00:00	141	2.6	0	0.0
19:00:00	88	4.5	0	0.0
20:00:00	77	4.7	1	42.5
21:00:00	40	8.6	1	42.5
22:00:00	25	8.3	0	0.0
23:00:00	10	10.0	0	0.0
00:00:00	5	12.5	0	0.0
01:00:00	3	27.5	0	0.0
02:00:00	1	17.5	0	0.0
03:00:00	11	13.6	0	0.0
04:00:00	6	17.5	0	0.0
05:00:00	23	12.9	2	37.5
06:00:00	60	6.0	1	37.5
07:00:00	118	3.1	0	0.0
08:00:00	260	1.6	0	0.0
09:00:00	167	2.4	0	0.0

10:00:00	142	2.4	0	0.0
11:00:00	137	2.9	0	0.0
12:00:00	122	3.4	0	0.0
13:00:00	116	3.4	0	0.0
14:00:00	133	2.8	0	0.0
15:00:00	184	2.3	0	0.0
16:00:00	240	1.9	1	37.5
17:00:00	305	1.3	0	0.0
18:00:00	173	2.4	1	37.5
19:00:00	137	3.2	0	0.0
20:00:00	69	4.8	0	0.0
21:00:00	41	6.6	0	0.0
22:00:00	48	5.7	0	0.0
23:00:00	17	17.4	0	0.0
00:00:00	10	14.5	0	0.0
01:00:00	4	24.4	2	37.5
02:00:00	2	30.0	0	0.0
03:00:00	12	13.1	0	0.0
04:00:00	3	16.7	0	0.0
05:00:00	25	12.8	3	37.5
06:00:00	57	7.0	1	37.5
07:00:00	127	3.7	2	37.5
08:00:00	230	1.7	0	0.0
09:00:00	180	2.4	0	0.0
10:00:00	127	2.7	0	0.0
11:00:00	146	2.7	0	0.0
12:00:00	151	2.4	0	0.0
13:00:00	140	2.5	0	0.0
14:00:00	183	1.8	0	0.0
15:00:00	196	1.9	1	37.5
16:00:00	202	1.8	0	0.0
17:00:00	275	1.5	0	0.0
18:00:00	184	2.4	1	37.5
19:00:00	98	4.5	1	37.5
20:00:00	59	6.8	0	0.0
21:00:00	38	8.0	0	0.0
22:00:00	34	9.5	1	37.5
23:00:00	19	12.8	0	0.0
00:00:00	7	20.0	0	0.0
01:00:00	7	21.4	0	0.0
02:00:00	0	N/A	N/A	N/A
03:00:00	18	14.2	0	0.0
04:00:00	9	19.7	0	0.0
05:00:00	32	8.7	1	37.5
06:00:00	60	6.5	0	0.0
07:00:00	127	3.1	0	0.0
08:00:00	198	1.7	0	0.0
09:00:00	144	2.6	0	0.0
10:00:00	146	2.7	0	0.0

11:00:00	170	2.3	0	0.0
12:00:00	123	2.7	0	0.0
13:00:00	140	2.9	0	0.0
14:00:00	162	2.2	1	37.5
15:00:00	166	2.7	0	0.0
16:00:00	189	2.2	0	0.0
17:00:00	245	1.6	0	0.0
18:00:00	187	1.9	0	0.0
19:00:00	86	5.0	2	40.0
20:00:00	60	5.9	1	37.5
21:00:00	38	9.5	1	37.5
22:00:00	35	8.5	0	0.0
23:00:00	17	15.0	1	37.5
00:00:00	8	20.9	0	0.0
01:00:00	2	25.0	0	0.0
02:00:00	3	13.3	0	0.0
03:00:00	9	16.7	0	0.0
04:00:00	17	12.1	0	0.0
05:00:00	23	13.3	0	0.0
06:00:00	60	6.4	1	37.5
07:00:00	114	3.1	0	0.0
08:00:00	198	1.8	0	0.0
09:00:00	107	3.2	0	0.0
10:00:00	119	2.6	0	0.0
11:00:00	164	2.5	0	0.0
12:00:00	183	1.7	0	0.0
13:00:00	131	3.3	0	0.0
14:00:00	152	2.2	0	0.0
15:00:00	190	2.1	0	0.0
16:00:00	194	2.2	1	37.5
17:00:00	234	1.7	0	0.0
18:00:00	203	1.9	0	0.0
19:00:00	114	3.7	0	0.0
20:00:00	72	4.6	0	0.0
21:00:00	46	5.5	0	0.0
22:00:00	41	6.9	0	0.0
23:00:00	13	15.0	0	0.0
00:00:00	13	15.4	1	42.5
01:00:00	3	22.5	0	0.0
02:00:00	6	22.1	1	37.5
03:00:00	7	17.5	0	0.0
04:00:00	4	21.3	0	0.0
05:00:00	13	20.2	2	37.5
06:00:00	19	14.7	1	37.5
07:00:00	51	6.7	0	0.0
08:00:00	97	4.0	0	0.0
09:00:00	133	3.3	0	0.0
10:00:00	157	2.3	0	0.0
11:00:00	167	2.2	0	0.0

12:00:00	153	3.1	2	37.5
13:00:00	147	3.1	1	37.5
14:00:00	138	2.6	0	0.0
15:00:00	117	3.1	0	0.0
16:00:00	141	3.0	1	37.5
17:00:00	125	2.8	0	0.0
18:00:00	103	3.9	0	0.0
19:00:00	88	3.9	0	0.0
20:00:00	75	4.9	1	37.5
21:00:00	46	6.8	0	0.0
22:00:00	38	7.2	2	37.5
23:00:00	25	9.1	0	0.0
00:00:00	22	9.5	0	0.0
01:00:00	9	19.7	0	0.0
02:00:00	3	25.8	1	37.5
03:00:00	5	27.5	0	0.0
04:00:00	3	15.0	0	0.0
05:00:00	5	15.5	0	0.0
06:00:00	15	15.2	1	37.5
07:00:00	30	8.8	0	0.0
08:00:00	54	8.2	2	37.5
09:00:00	90	3.5	0	0.0
10:00:00	134	2.9	0	0.0
11:00:00	158	2.4	0	0.0
12:00:00	164	2.6	0	0.0
13:00:00	144	2.4	0	0.0
14:00:00	131	2.9	1	37.5
15:00:00	115	3.2	1	37.5
16:00:00	137	2.8	0	0.0
17:00:00	108	3.2	0	0.0
18:00:00	110	3.9	1	37.5
19:00:00	77	4.7	0	0.0
20:00:00	58	6.0	0	0.0
21:00:00	47	6.4	0	0.0
22:00:00	34	6.9	0	0.0
23:00:00	17	14.7	0	0.0
00:00:00	11	22.5	1	52.5
01:00:00	7	14.3	0	0.0
02:00:00	1	22.5	0	0.0
03:00:00	6	12.9	0	0.0
04:00:00	8	18.8	0	0.0
05:00:00	9	21.7	0	0.0
06:00:00	18	13.3	1	37.5
07:00:00	32	10.2	0	0.0
08:00:00	60	5.0	0	0.0
09:00:00	80	4.1	0	0.0
10:00:00	141	3.3	1	42.5
11:00:00	115	2.7	0	0.0
12:00:00	136	2.0	0	0.0

13:00:00	155	2.6	1	37.5
14:00:00	157	2.6	0	0.0
15:00:00	163	2.1	0	0.0
16:00:00	166	2.3	0	0.0
17:00:00	116	3.2	0	0.0
18:00:00	86	4.4	0	0.0
19:00:00	79	4.4	0	0.0
20:00:00	51	5.9	0	0.0
21:00:00	49	6.8	0	0.0
22:00:00	23	9.2	0	0.0
23:00:00	8	16.3	0	0.0
00:00:00	6	21.3	1	37.5
01:00:00	7	22.1	1	37.5
02:00:00	3	16.7	0	0.0
03:00:00	2	27.5	0	0.0
04:00:00	6	26.7	0	0.0
05:00:00	26	9.8	0	0.0
06:00:00	53	7.4	1	42.5
07:00:00	114	3.7	1	37.5
08:00:00	219	1.8	0	0.0
09:00:00	146	2.4	0	0.0
10:00:00	164	2.3	1	37.5
11:00:00	137	2.9	0	0.0
12:00:00	160	2.5	0	0.0
13:00:00	156	2.4	0	0.0
14:00:00	138	3.4	0	0.0
15:00:00	243	1.7	0	0.0
16:00:00	228	1.8	0	0.0
17:00:00	304	1.2	0	0.0
18:00:00	205	2.1	0	0.0
19:00:00	117	3.4	1	37.5
20:00:00	70	5.1	1	42.5
21:00:00	39	7.9	0	0.0
22:00:00	34	9.2	0	0.0
23:00:00	15	14.2	1	37.5
00:00:00	3	24.2	0	0.0
01:00:00	3	25.8	0	0.0
02:00:00	3	18.3	0	0.0
03:00:00	2	27.5	0	0.0
04:00:00	6	15.0	0	0.0
05:00:00	25	12.2	1	37.5
06:00:00	62	5.3	0	0.0
07:00:00	117	3.0	0	0.0
08:00:00	242	1.5	0	0.0
09:00:00	188	2.2	0	0.0
10:00:00	151	2.1	0	0.0
11:00:00	124	3.2	0	0.0
12:00:00	163	2.6	0	0.0
13:00:00	149	2.6	0	0.0

14:00:00	177	2.2	0	0.0
15:00:00	183	2.2	0	0.0
16:00:00	190	1.9	0	0.0
17:00:00	309	1.1	0	0.0
18:00:00	242	1.7	2	37.5
19:00:00	122	3.2	0	0.0
20:00:00	94	4.0	0	0.0
21:00:00	47	7.8	0	0.0
22:00:00	38	9.9	1	37.5
23:00:00	16	11.6	0	0.0
00:00:00	6	21.7	0	0.0
01:00:00	2	30.0	0	0.0
02:00:00	1	27.5	0	0.0
03:00:00	3	20.0	0	0.0
04:00:00	4	22.5	0	0.0
05:00:00	23	13.9	1	37.5
06:00:00	53	6.2	0	0.0
07:00:00	139	2.7	0	0.0
08:00:00	243	1.5	0	0.0
09:00:00	195	1.7	0	0.0
10:00:00	153	2.2	0	0.0
11:00:00	141	2.7	0	0.0
12:00:00	158	2.3	0	0.0
13:00:00	145	2.9	0	0.0
14:00:00	168	1.9	0	0.0
15:00:00	212	1.5	0	0.0
16:00:00	227	1.7	0	0.0
17:00:00	286	1.4	1	37.5
18:00:00	193	2.0	0	0.0
19:00:00	125	3.3	1	37.5
20:00:00	66	6.1	1	37.5
21:00:00	55	6.3	0	0.0
22:00:00	47	5.9	0	0.0
23:00:00	16	16.6	0	0.0
00:00:00	3	13.3	0	0.0
01:00:00	5	22.5	0	0.0
02:00:00	3	25.8	0	0.0
03:00:00	6	23.3	0	0.0
04:00:00	4	14.4	0	0.0
05:00:00	14	16.4	1	37.5
06:00:00	56	6.7	0	0.0
07:00:00	121	3.1	0	0.0
08:00:00	196	2.0	0	0.0
09:00:00	119	3.2	0	0.0
10:00:00	168	2.4	0	0.0
11:00:00	178	2.3	1	37.5
12:00:00	186	1.8	0	0.0
13:00:00	159	2.2	0	0.0
14:00:00	225	1.8	0	0.0

15:00:00	141	2.8	0	0.0
16:00:00	216	1.8	0	0.0
17:00:00	194	2.0	0	0.0
18:00:00	129	2.2	0	0.0
19:00:00	134	3.0	1	42.5
20:00:00	96	3.8	0	0.0
21:00:00	50	7.7	0	0.0
22:00:00	40	5.9	0	0.0
23:00:00	23	12.5	0	0.0
00:00:00	15	18.5	0	0.0
01:00:00	10	16.8	0	0.0
02:00:00	2	20.0	0	0.0
03:00:00	2	25.0	0	0.0
04:00:00	5	26.5	1	37.5
05:00:00	8	14.7	0	0.0
06:00:00	20	13.4	0	0.0
07:00:00	50	6.6	0	0.0
08:00:00	96	4.8	1	37.5
09:00:00	107	3.2	0	0.0
10:00:00	128	3.3	1	37.5
11:00:00	87	4.7	1	37.5
12:00:00	86	4.0	0	0.0
13:00:00	92	4.1	0	0.0
14:00:00	61	5.2	0	0.0
15:00:00	85	3.9	0	0.0
16:00:00	75	5.2	0	0.0
17:00:00	96	3.6	0	0.0
18:00:00	67	5.5	0	0.0
19:00:00	76	5.2	0	0.0
20:00:00	40	6.7	0	0.0
21:00:00	43	8.2	0	0.0
22:00:00	30	8.3	0	0.0
23:00:00	15	16.0	1	37.5
00:00:00	12	16.3	0	0.0
01:00:00	6	22.1	0	0.0
02:00:00	4	22.5	0	0.0
03:00:00	6	20.0	1	37.5
04:00:00	10	11.3	0	0.0
05:00:00	4	26.3	0	0.0
06:00:00	14	15.5	0	0.0
07:00:00	16	14.7	0	0.0
08:00:00	47	6.9	0	0.0
09:00:00	70	5.6	0	0.0
10:00:00	119	3.1	1	37.5
11:00:00	141	2.4	0	0.0
12:00:00	145	2.4	0	0.0
13:00:00	129	2.5	0	0.0
14:00:00	123	3.1	1	37.5
15:00:00	134	3.3	1	37.5

16:00:00	128	3.2	0	0.0
17:00:00	101	3.3	0	0.0
18:00:00	108	3.6	1	37.5
19:00:00	93	4.6	2	40.0
20:00:00	70	5.1	0	0.0
21:00:00	39	7.9	0	0.0
22:00:00	35	7.9	0	0.0
23:00:00	14	12.0	0	0.0
00:00:00	18	15.1	0	0.0
01:00:00	6	26.7	0	0.0
02:00:00	2	20.0	0	0.0
03:00:00	2	11.3	0	0.0
04:00:00	5	19.0	0	0.0
05:00:00	11	22.5	1	42.5
06:00:00	20	11.3	1	42.5
07:00:00	27	11.5	1	42.5
08:00:00	44	9.5	1	37.5
09:00:00	67	5.2	0	0.0
10:00:00	113	3.6	0	0.0
11:00:00	138	2.4	0	0.0
12:00:00	145	2.3	0	0.0
13:00:00	148	2.7	0	0.0
14:00:00	110	2.9	0	0.0
15:00:00	111	2.8	0	0.0
16:00:00	122	2.8	0	0.0
17:00:00	117	3.7	1	37.5
18:00:00	87	5.1	2	40.0
19:00:00	60	4.5	0	0.0
20:00:00	47	6.8	1	37.5
21:00:00	32	9.9	0	0.0
22:00:00	15	10.2	0	0.0
23:00:00	6	18.8	0	0.0
00:00:00	4	18.1	0	0.0
01:00:00	4	12.5	0	0.0
02:00:00	2	25.0	0	0.0
03:00:00	3	24.2	0	0.0
04:00:00	4	25.0	0	0.0
05:00:00	12	11.9	0	0.0
06:00:00	42	8.2	0	0.0
07:00:00	114	3.3	0	0.0
08:00:00	228	1.8	0	0.0
09:00:00	159	2.6	1	37.5
10:00:00	134	2.6	0	0.0
11:00:00	125	2.9	0	0.0
12:00:00	152	3.0	1	37.5
13:00:00	146	3.0	0	0.0
14:00:00	139	2.9	0	0.0
15:00:00	192	2.2	1	37.5
16:00:00	196	1.9	0	0.0

17:00:00	316	1.4	0	0.0
18:00:00	168	2.3	0	0.0
19:00:00	81	5.1	1	37.5
20:00:00	37	8.4	0	0.0
21:00:00	43	8.1	0	0.0
22:00:00	26	9.2	0	0.0
23:00:00	20	10.9	0	0.0
00:00:00	8	16.6	0	0.0
01:00:00	2	25.0	0	0.0
02:00:00	2	27.5	1	37.5
03:00:00	8	18.1	0	0.0
04:00:00	2	25.0	0	0.0
05:00:00	19	10.3	0	0.0
06:00:00	46	9.7	2	40.0
07:00:00	103	3.6	0	0.0
08:00:00	232	1.5	0	0.0
09:00:00	182	2.2	0	0.0
10:00:00	146	2.6	0	0.0
11:00:00	117	3.6	1	37.5
12:00:00	148	2.8	0	0.0
13:00:00	170	2.7	1	37.5
14:00:00	154	2.3	0	0.0
15:00:00	158	2.2	0	0.0
16:00:00	180	2.4	0	0.0
17:00:00	307	1.4	0	0.0
18:00:00	184	2.1	0	0.0
19:00:00	135	2.7	0	0.0
20:00:00	77	4.8	0	0.0
21:00:00	31	7.8	0	0.0
22:00:00	33	8.0	0	0.0
23:00:00	23	10.0	0	0.0
00:00:00	2	20.0	0	0.0
01:00:00	4	12.5	0	0.0
02:00:00	7	21.4	0	0.0
03:00:00	3	32.5	1	37.5
04:00:00	1	22.5	0	0.0
05:00:00	17	16.9	1	37.5
06:00:00	54	7.7	2	37.5
07:00:00	146	2.9	1	37.5
08:00:00	240	1.6	0	0.0
09:00:00	149	2.6	0	0.0
10:00:00	148	2.9	0	0.0
11:00:00	145	2.8	0	0.0
12:00:00	136	3.0	0	0.0
13:00:00	122	3.4	1	37.5
14:00:00	153	2.3	0	0.0
15:00:00	204	1.7	0	0.0
16:00:00	219	2.1	0	0.0
17:00:00	274	1.5	0	0.0

18:00:00	197	2.1	1	37.5
19:00:00	76	4.5	0	0.0
20:00:00	68	5.1	0	0.0
21:00:00	50	6.7	0	0.0
22:00:00	45	8.1	2	37.5
23:00:00	10	10.8	0	0.0
00:00:00	9	20.3	0	0.0
01:00:00	4	21.3	0	0.0
02:00:00	8	18.1	0	0.0
03:00:00	9	21.1	0	0.0
04:00:00	9	19.2	0	0.0
05:00:00	16	16.7	2	40.0
06:00:00	56	7.3	1	37.5
07:00:00	105	3.5	0	0.0
08:00:00	236	1.9	1	37.5
09:00:00	177	1.9	0	0.0
10:00:00	138	2.4	0	0.0
11:00:00	154	2.6	0	0.0
12:00:00	161	2.3	0	0.0
13:00:00	142	3.0	0	0.0
14:00:00	149	2.9	0	0.0
15:00:00	214	2.0	1	37.5
16:00:00	203	2.0	0	0.0
17:00:00	232	1.8	1	37.5
18:00:00	198	1.8	0	0.0
19:00:00	127	3.1	0	0.0
20:00:00	76	4.6	0	0.0
21:00:00	37	8.9	0	0.0
22:00:00	24	9.1	0	0.0
23:00:00	17	12.2	0	0.0
00:00:00	10	22.3	2	40.0
01:00:00	10	18.3	1	37.5
02:00:00	3	15.0	0	0.0
03:00:00	9	15.6	0	0.0
04:00:00	10	17.3	0	0.0
05:00:00	12	19.6	0	0.0
06:00:00	34	9.3	0	0.0
07:00:00	44	8.6	2	40.0
08:00:00	100	3.2	1	37.5
09:00:00	120	3.6	1	37.5
10:00:00	142	2.8	0	0.0
11:00:00	166	2.3	0	0.0
12:00:00	146	3.0	1	37.5
13:00:00	178	1.8	0	0.0
14:00:00	146	2.4	0	0.0
15:00:00	109	3.4	0	0.0
16:00:00	126	3.1	0	0.0
17:00:00	134	2.9	1	37.5
18:00:00	96	3.8	0	0.0

19:00:00	109	2.8	0	0.0
20:00:00	61	5.7	0	0.0
21:00:00	49	8.7	2	45.0
22:00:00	28	9.6	0	0.0
23:00:00	35	9.6	0	0.0
00:00:00	15	10.2	0	0.0
01:00:00	10	16.8	0	0.0
02:00:00	4	19.4	0	0.0
03:00:00	3	25.8	0	0.0
04:00:00	4	21.9	0	0.0
05:00:00	8	19.4	0	0.0
06:00:00	13	13.3	0	0.0
07:00:00	24	10.4	0	0.0
08:00:00	52	6.4	1	37.5
09:00:00	93	4.0	1	37.5
10:00:00	108	3.9	1	37.5
11:00:00	137	2.9	0	0.0
12:00:00	146	2.6	1	37.5
13:00:00	172	2.2	0	0.0
14:00:00	128	2.8	0	0.0
15:00:00	119	2.6	0	0.0
16:00:00	147	2.2	0	0.0
17:00:00	126	3.0	1	42.5
18:00:00	104	3.8	0	0.0
19:00:00	80	4.3	0	0.0
20:00:00	69	5.3	0	0.0
21:00:00	41	8.8	1	42.5
22:00:00	20	14.0	1	37.5
23:00:00	14	11.8	0	0.0
00:00:00	7	18.2	1	42.5
01:00:00	1	32.5	0	0.0
02:00:00	4	16.9	0	0.0
03:00:00	4	25.0	1	37.5
04:00:00	6	19.6	0	0.0
05:00:00	19	12.5	1	37.5
06:00:00	61	6.6	1	37.5
07:00:00	147	2.9	1	42.5
08:00:00	225	1.5	0	0.0
09:00:00	166	2.0	0	0.0
10:00:00	140	3.1	0	0.0
11:00:00	149	2.3	0	0.0
12:00:00	148	2.7	0	0.0
13:00:00	146	2.3	0	0.0
14:00:00	144	2.5	0	0.0
15:00:00	202	1.5	0	0.0
16:00:00	231	1.8	0	0.0
17:00:00	247	1.8	1	37.5
18:00:00	170	2.0	0	0.0
19:00:00	100	3.5	0	0.0

20:00:00	65	5.3	1	42.5
21:00:00	61	5.9	0	0.0
22:00:00	36	7.2	0	0.0
23:00:00	10	18.3	1	37.5
00:00:00	3	24.2	0	0.0
01:00:00	2	20.0	0	0.0
02:00:00	4	18.1	0	0.0
03:00:00	6	18.3	0	0.0
04:00:00	7	26.1	0	0.0
05:00:00	16	17.8	3	37.5
06:00:00	52	7.6	1	37.5
07:00:00	132	3.5	1	37.5
08:00:00	225	1.8	0	0.0
09:00:00	155	2.8	0	0.0
10:00:00	134	3.5	0	0.0
11:00:00	139	3.1	0	0.0
12:00:00	153	2.7	0	0.0
13:00:00	142	2.8	0	0.0
14:00:00	161	2.5	1	37.5
15:00:00	182	1.9	0	0.0
16:00:00	208	1.9	0	0.0
17:00:00	325	1.3	0	0.0
18:00:00	192	2.1	0	0.0
19:00:00	110	2.7	0	0.0
20:00:00	72	5.6	0	0.0
21:00:00	35	8.4	0	0.0
22:00:00	24	12.6	0	0.0
23:00:00	24	11.5	0	0.0
00:00:00	3	16.7	0	0.0
01:00:00	4	20.0	0	0.0
02:00:00	5	21.0	0	0.0
03:00:00	4	23.8	0	0.0
04:00:00	2	22.5	0	0.0
05:00:00	21	11.8	1	37.5
06:00:00	48	8.8	1	37.5
07:00:00	132	3.2	1	37.5
08:00:00	244	1.5	0	0.0
09:00:00	139	2.9	0	0.0
10:00:00	120	3.0	0	0.0
11:00:00	116	3.1	0	0.0
12:00:00	143	2.7	0	0.0
13:00:00	147	2.2	0	0.0
14:00:00	138	2.4	0	0.0
15:00:00	177	1.7	0	0.0
16:00:00	176	2.5	1	37.5
17:00:00	308	1.6	2	37.5
18:00:00	188	2.4	1	37.5
19:00:00	103	3.6	0	0.0
20:00:00	85	4.6	0	0.0

21:00:00	58	5.0	1	37.5
22:00:00	46	8.6	1	37.5
23:00:00	11	16.1	1	37.5
00:00:00	3	16.7	0	0.0
01:00:00	7	18.6	0	0.0
02:00:00	5	24.5	0	0.0
03:00:00	9	18.3	1	37.5
04:00:00	10	15.8	0	0.0
05:00:00	17	12.6	0	0.0
06:00:00	54	8.7	2	37.5
07:00:00	135	3.3	1	37.5
08:00:00	263	1.5	0	0.0
09:00:00	149	2.6	0	0.0
10:00:00	126	3.1	0	0.0
11:00:00	147	2.9	0	0.0
12:00:00	194	1.9	0	0.0
13:00:00	155	2.7	0	0.0
14:00:00	152	2.5	0	0.0
15:00:00	196	1.6	0	0.0
16:00:00	253	1.8	0	0.0
17:00:00	309	1.4	0	0.0
18:00:00	215	2.3	1	37.5
19:00:00	122	3.3	0	0.0
20:00:00	101	3.4	0	0.0
21:00:00	48	5.8	0	0.0
22:00:00	39	8.1	0	0.0
23:00:00	16	19.7	2	37.5
00:00:00	13	12.5	0	0.0
01:00:00	4	26.3	0	0.0
02:00:00	6	16.7	0	0.0
03:00:00	5	19.0	0	0.0
04:00:00	16	15.3	0	0.0
05:00:00	22	16.4	1	37.5
06:00:00	54	6.9	2	37.5
07:00:00	99	4.2	1	37.5
08:00:00	227	1.5	0	0.0
09:00:00	167	2.2	0	0.0
10:00:00	173	2.3	0	0.0
11:00:00	166	2.2	0	0.0
12:00:00	202	1.9	0	0.0
13:00:00	154	2.6	1	37.5
14:00:00	175	2.3	0	0.0
15:00:00	204	1.9	0	0.0
16:00:00	214	1.7	0	0.0
17:00:00	240	1.7	1	37.5
18:00:00	169	2.5	2	37.5
19:00:00	129	2.8	0	0.0
20:00:00	82	4.9	0	0.0
21:00:00	60	5.8	0	0.0

22:00:00	31	10.2	1	37.5
23:00:00	30	7.8	1	37.5
00:00:00	15	17.0	1	37.5
01:00:00	6	19.6	0	0.0
02:00:00	1	27.5	0	0.0
03:00:00	10	16.8	0	0.0
04:00:00	8	17.5	0	0.0
05:00:00	10	19.5	0	0.0
06:00:00	24	12.4	2	37.5
07:00:00	44	8.2	1	42.5
08:00:00	87	4.4	0	0.0
09:00:00	126	3.0	0	0.0
10:00:00	186	2.4	0	0.0
11:00:00	165	2.3	0	0.0
12:00:00	152	2.5	0	0.0
13:00:00	143	2.7	0	0.0
14:00:00	142	3.1	1	37.5
15:00:00	114	3.0	0	0.0
16:00:00	140	2.5	0	0.0
17:00:00	131	2.8	0	0.0
18:00:00	119	3.0	0	0.0
19:00:00	86	4.3	0	0.0
20:00:00	59	8.1	2	42.5
21:00:00	49	6.7	0	0.0
22:00:00	26	8.3	0	0.0
23:00:00	21	11.5	0	0.0
00:00:00	9	17.2	0	0.0
01:00:00	6	16.7	0	0.0
02:00:00	4	16.9	0	0.0
03:00:00	4	27.5	1	37.5
04:00:00	4	15.6	0	0.0
05:00:00	9	22.8	0	0.0
06:00:00	7	18.9	0	0.0
07:00:00	18	11.8	0	0.0
08:00:00	56	7.0	2	37.5
09:00:00	86	4.5	0	0.0
10:00:00	120	3.1	0	0.0
11:00:00	151	2.6	1	37.5
12:00:00	170	2.0	1	42.5
13:00:00	147	2.4	0	0.0
14:00:00	124	2.6	0	0.0
15:00:00	140	2.6	0	0.0
16:00:00	129	3.2	0	0.0
17:00:00	124	2.3	0	0.0
18:00:00	98	4.3	1	37.5
19:00:00	76	5.0	0	0.0
20:00:00	68	4.2	0	0.0
21:00:00	40	7.4	1	42.5
22:00:00	21	13.0	1	37.5

23:00:00	4	21.3	0	0.0
00:00:00	6	21.3	1	47.5
01:00:00	3	25.8	0	0.0
02:00:00	2	25.0	0	0.0
03:00:00	4	25.0	0	0.0
04:00:00	17	10.9	0	0.0
05:00:00	28	13.8	2	37.5
06:00:00	38	7.4	0	0.0
07:00:00	123	3.4	0	0.0
08:00:00	193	1.7	0	0.0
09:00:00	130	2.4	0	0.0
10:00:00	139	2.8	0	0.0
11:00:00	138	2.6	0	0.0
12:00:00	125	3.0	0	0.0
13:00:00	134	3.2	0	0.0
14:00:00	141	3.3	1	37.5
15:00:00	196	2.1	1	37.5
16:00:00	189	2.3	0	0.0
17:00:00	246	1.6	0	0.0
18:00:00	187	2.4	0	0.0
19:00:00	100	4.1	0	0.0
20:00:00	78	3.9	0	0.0
21:00:00	53	5.3	0	0.0
22:00:00	27	8.4	0	0.0
23:00:00	7	16.8	0	0.0
00:00:00	3	30.8	1	37.5
01:00:00	4	19.4	0	0.0
02:00:00	5	12.5	0	0.0
03:00:00	11	15.2	0	0.0
04:00:00	5	21.0	1	37.5
05:00:00	17	13.7	1	37.5
06:00:00	60	6.2	0	0.0
07:00:00	132	2.7	0	0.0
08:00:00	238	1.7	0	0.0
09:00:00	154	2.6	0	0.0
10:00:00	149	2.2	0	0.0
11:00:00	133	2.9	0	0.0
12:00:00	163	2.5	0	0.0
13:00:00	121	3.2	0	0.0
14:00:00	133	3.4	0	0.0
15:00:00	181	2.0	1	37.5
16:00:00	184	2.4	1	37.5
17:00:00	295	1.4	0	0.0
18:00:00	185	1.8	0	0.0
19:00:00	103	3.4	0	0.0
20:00:00	61	5.0	0	0.0
21:00:00	52	6.3	0	0.0
22:00:00	29	10.6	0	0.0
23:00:00	12	17.7	0	0.0

Incoming Histogram
2023 May 24 Marsworth Road

from Mon-Apr-03-2023-03-00-PM to Wed-May-24-2023-10-59-AM

Date	Starting Hr:min	<15	15 to <20	20 to <25	25 to <30	30 to <35	35 to <40	40 to <45	45 to <50	50 to <55	55 to <60	60 to <65	65 to <70	70 to <75	75 to <80	80 to <85	85 to <90	90 to <95	95 to <100	100 to >105	Total Counts	Avg Speed (MPH)	85pct Speed	10MPH Pace	% in pace	# of Speeders	% Speeders
03/04/2023	00:00	*	*	*	*	*	*	*	*	*	*	*	*	*	*	*	*	*	*	*	*	*	*	*	*	*	*
03/04/2023	01:00	*	*	*	*	*	*	*	*	*	*	*	*	*	*	*	*	*	*	*	*	*	*	*	*	*	*
03/04/2023	02:00	*	*	*	*	*	*	*	*	*	*	*	*	*	*	*	*	*	*	*	*	*	*	*	*	*	*
03/04/2023	03:00	*	*	*	*	*	*	*	*	*	*	*	*	*	*	*	*	*	*	*	*	*	*	*	*	*	*
03/04/2023	04:00	*	*	*	*	*	*	*	*	*	*	*	*	*	*	*	*	*	*	*	*	*	*	*	*	*	*
03/04/2023	05:00	*	*	*	*	*	*	*	*	*	*	*	*	*	*	*	*	*	*	*	*	*	*	*	*	*	*
03/04/2023	06:00	*	*	*	*	*	*	*	*	*	*	*	*	*	*	*	*	*	*	*	*	*	*	*	*	*	*
03/04/2023	07:00	*	*	*	*	*	*	*	*	*	*	*	*	*	*	*	*	*	*	*	*	*	*	*	*	*	*
03/04/2023	08:00	*	*	*	*	*	*	*	*	*	*	*	*	*	*	*	*	*	*	*	*	*	*	*	*	*	*
03/04/2023	09:00	*	*	*	*	*	*	*	*	*	*	*	*	*	*	*	*	*	*	*	*	*	*	*	*	*	*
03/04/2023	10:00	*	*	*	*	*	*	*	*	*	*	*	*	*	*	*	*	*	*	*	*	*	*	*	*	*	*
03/04/2023	11:00	*	*	*	*	*	*	*	*	*	*	*	*	*	*	*	*	*	*	*	*	*	*	*	*	*	*
03/04/2023	12:00	*	*	*	*	*	*	*	*	*	*	*	*	*	*	*	*	*	*	*	*	*	*	*	*	*	*
03/04/2023	13:00	*	*	*	*	*	*	*	*	*	*	*	*	*	*	*	*	*	*	*	*	*	*	*	*	*	*
03/04/2023	14:00	0	0	0	0	0	0	0	0	0	0	0	0	0	0	0	0	0	0	0	0	0	0	*	*	*	*
03/04/2023	15:00	0	16	34	15	3	0	0	0	0	0	0	0	0	0	0	0	0	0	0	68	22.8	27.7	15 to 25	73.5	*	*
03/04/2023	16:00	8	47	112	69	5	0	0	0	0	0	0	0	0	0	0	0	0	0	0	241	22.8	27.8	20 to 30	75.1	*	*
03/04/2023	17:00	9	52	106	38	5	1	0	0	0	0	0	0	0	0	0	0	0	0	0	211	22	26.6	15 to 25	74.9	1	0.5
03/04/2023	18:00	1	23	84	34	3	2	1	0	0	0	0	0	0	0	0	0	0	0	0	148	23.3	27.6	20 to 30	79.7	3	2.0
03/04/2023	19:00	1	18	43	24	6	0	0	0	0	0	0	0	0	0	0	0	0	0	0	92	23.3	28.3	20 to 30	72.8	*	*
03/04/2023	20:00	0	15	36	17	1	0	0	0	0	0	0	0	0	0	0	0	0	0	0	69	22.7	27.4	20 to 30	76.8	*	*
03/04/2023	21:00	0	11	17	9	3	0	0	0	0	0	0	0	0	0	0	0	0	0	0	40	22.9	28.3	15 to 25	70.0	*	*
03/04/2023	22:00	0	3	16	6	3	0	0	0	0	0	0	0	0	0	0	0	0	0	0	28	24	29.2	20 to 30	78.6	*	*
03/04/2023	23:00	1	0	4	4	2	1	0	0	0	0	0	0	0	0	0	0	0	0	0	12	26.1	32.5	20 to 30	66.7	1	8.3
24 Hr Summary		20	185	452	216	31	4	1	0	0	0	0	0	0	0	0	0	0	0	0	909	22.8	27.7	20 to 30	73.5	5	0.6

Incoming Histogram
2023 May 24 Marsworth Road

from Mon-Apr-03-2023-03-00-PM to Wed-May-24-2023-10-59-AM

Date	Starting Hr:min	<15	15 to <20	20 to <25	25 to <30	30 to <35	35 to <40	40 to <45	45 to <50	50 to <55	55 to <60	60 to <65	65 to <70	70 to <75	75 to <80	80 to <85	85 to <90	90 to <95	95 to <100	100 to >105	Total Counts	Avg Speed (MPH)	85pct Speed	10MPH Pace	% in pace	# of Speeders	% Speeders
04/04/2023	00:00	0	1	5	0	1	0	0	0	0	0	0	0	0	0	0	0	0	0	0	7	23	25	15 to 25	85.7	*	*
04/04/2023	01:00	0	0	1	0	0	0	0	0	0	0	0	0	0	0	0	0	0	0	0	1	22	25	15 to 25	100.0	*	*
04/04/2023	02:00	0	2	0	0	0	0	0	0	0	0	0	0	0	0	0	0	0	0	0	2	17	20	10 to 20	100.0	*	*
04/04/2023	03:00	0	0	4	2	0	0	0	0	0	0	0	0	0	0	0	0	0	0	0	6	23.8	27.5	20 to 30	100.0	*	*
04/04/2023	04:00	1	0	0	0	0	0	0	0	0	0	0	0	0	0	0	0	0	0	0	1	12	15	5 to 15	100.0	*	*
04/04/2023	05:00	0	2	1	3	0	0	0	0	0	0	0	0	0	0	0	0	0	0	0	6	22.8	28.3	20 to 30	66.7	*	*
04/04/2023	06:00	2	6	22	19	9	2	0	0	0	0	0	0	0	0	0	0	0	0	0	60	25.1	31.1	20 to 30	68.3	2	3.3
04/04/2023	07:00	1	20	45	31	7	0	0	0	0	0	0	0	0	0	0	0	0	0	0	104	23.6	28.5	20 to 30	73.1	*	*
04/04/2023	08:00	8	26	52	29	3	0	0	0	0	0	0	0	0	0	0	0	0	0	0	118	22.1	27.4	20 to 30	68.6	*	*
04/04/2023	09:00	26	40	45	19	5	0	0	0	0	0	0	0	0	0	0	0	0	0	0	135	20	26.1	15 to 25	63.0	*	*
04/04/2023	10:00	15	49	91	26	1	0	0	0	0	0	0	0	0	0	0	0	0	0	0	182	21	25	15 to 25	76.9	*	*
04/04/2023	11:00	20	47	76	40	3	0	0	0	0	0	0	0	0	0	0	0	0	0	0	186	21.3	26.9	15 to 25	66.1	*	*
04/04/2023	12:00	14	48	97	24	4	0	0	0	0	0	0	0	0	0	0	0	0	0	0	187	21.2	25	15 to 25	77.5	*	*
04/04/2023	13:00	10	37	76	37	2	0	0	0	0	0	0	0	0	0	0	0	0	0	0	162	22	27	15 to 25	69.8	*	*
04/04/2023	14:00	9	38	61	27	5	0	0	0	0	0	0	0	0	0	0	0	0	0	0	140	21.8	27	15 to 25	70.7	*	*
04/04/2023	15:00	26	41	54	21	0	0	0	0	0	0	0	0	0	0	0	0	0	0	0	142	19.8	25	15 to 25	66.9	*	*
04/04/2023	16:00	25	39	85	31	8	0	0	0	0	0	0	0	0	0	0	0	0	0	0	188	21.3	26.8	15 to 25	66.0	*	*
04/04/2023	17:00	23	45	122	41	5	1	0	0	0	0	0	0	0	0	0	0	0	0	0	237	21.6	26.3	15 to 25	70.5	1	0.4
04/04/2023	18:00	2	29	73	44	1	2	0	0	0	0	0	0	0	0	0	0	0	0	0	151	23.1	27.7	20 to 30	77.5	2	1.3
04/04/2023	19:00	0	19	44	40	5	1	0	0	0	0	0	0	0	0	0	0	0	0	0	109	24	28.8	20 to 30	77.1	1	0.9
04/04/2023	20:00	2	10	27	12	5	0	0	0	0	0	0	0	0	0	0	0	0	0	0	56	23.1	28.8	20 to 30	69.6	*	*
04/04/2023	21:00	2	4	17	11	1	1	0	0	0	0	0	0	0	0	0	0	0	0	0	36	23.5	28.6	20 to 30	77.8	1	2.8
04/04/2023	22:00	0	6	18	7	1	0	0	0	0	0	0	0	0	0	0	0	0	0	0	32	22.8	27.1	20 to 30	78.1	*	*
04/04/2023	23:00	0	1	6	3	1	0	0	0	0	0	0	0	0	0	0	0	0	0	0	11	24	28.3	20 to 30	81.8	*	*
24 Hr Summary		186	510	1022	467	67	7	0	0	0	0	0	0	0	0	0	0	0	0	0	2259	21.8	27.2	15 to 25	67.8	7	0.3

Incoming Histogram
2023 May 24 Marsworth Road

from Mon-Apr-03-2023-03-00-PM to Wed-May-24-2023-10-59-AM

Date	Starting Hr:min	<15	15 to <20	20 to <25	25 to <30	30 to <35	35 to <40	40 to <45	45 to <50	50 to <55	55 to <60	60 to <65	65 to <70	70 to <75	75 to <80	80 to <85	85 to <90	90 to <95	95 to <100	100 to >105	Total Counts	Avg Speed (MPH)	85pct Speed	10MPH Pace	% in pace	# of Speeders	% Speeders
05/04/2023	00:00	0	1	2	1	0	0	0	0	0	0	0	0	0	0	0	0	0	0	0	4	22	25	15 to 25	75.0	*	*
05/04/2023	01:00	0	0	1	1	1	0	0	0	0	0	0	0	0	0	0	0	0	0	0	3	27	35	20 to 30	66.7	*	*
05/04/2023	02:00	0	0	2	1	0	0	0	0	1	0	0	0	0	0	0	0	0	0	0	4	30.8	30	20 to 30	75.0	1	25.0
05/04/2023	03:00	0	2	2	2	0	0	0	0	0	0	0	0	0	0	0	0	0	0	0	6	22.3	27.5	15 to 25	66.7	*	*
05/04/2023	04:00	0	1	3	1	1	0	0	0	0	0	0	0	0	0	0	0	0	0	0	6	23.7	30	15 to 25	66.7	*	*
05/04/2023	05:00	2	1	3	4	3	2	0	0	0	0	0	0	0	0	0	0	0	0	0	15	25.9	35	20 to 30	46.7	2	13.3
05/04/2023	06:00	0	2	24	29	7	3	0	0	0	0	0	0	0	0	0	0	0	0	0	65	26.3	30	20 to 30	81.5	3	4.6
05/04/2023	07:00	2	22	45	32	4	0	0	0	0	0	0	0	0	0	0	0	0	0	0	105	23.1	28.1	20 to 30	73.3	*	*
05/04/2023	08:00	7	22	60	28	6	0	0	0	0	0	0	0	0	0	0	0	0	0	0	123	22.6	27.9	20 to 30	71.5	*	*
05/04/2023	09:00	7	26	82	29	1	0	0	0	0	0	0	0	0	0	0	0	0	0	0	145	22.2	26.4	20 to 30	76.6	*	*
05/04/2023	10:00	8	27	86	37	4	0	0	0	0	0	0	0	0	0	0	0	0	0	0	162	22.5	27.3	20 to 30	75.9	*	*
05/04/2023	11:00	30	48	77	19	3	0	0	0	0	0	0	0	0	0	0	0	0	0	0	177	20	24.7	15 to 25	70.6	*	*
05/04/2023	12:00	12	17	79	35	4	0	0	0	0	0	0	0	0	0	0	0	0	0	0	147	22.5	27.4	20 to 30	77.6	*	*
05/04/2023	13:00	19	59	86	20	2	0	0	0	0	0	0	0	0	0	0	0	0	0	0	186	20.4	24.7	15 to 25	78.0	*	*
05/04/2023	14:00	19	43	79	25	5	0	0	0	0	0	0	0	0	0	0	0	0	0	0	171	21.1	25.8	15 to 25	71.3	*	*
05/04/2023	15:00	25	33	87	27	7	0	0	0	0	0	0	0	0	0	0	0	0	0	0	179	21.3	26.3	15 to 25	67.0	*	*
05/04/2023	16:00	23	58	74	24	2	1	0	0	0	0	0	0	0	0	0	0	0	0	0	182	20.4	25	15 to 25	72.5	1	0.5
05/04/2023	17:00	13	52	98	32	3	0	0	0	0	0	0	0	0	0	0	0	0	0	0	198	21.4	25.8	15 to 25	75.8	*	*
05/04/2023	18:00	7	19	69	28	4	0	1	0	0	0	0	0	0	0	0	0	0	0	0	128	22.7	27.5	20 to 30	75.8	1	0.8
05/04/2023	19:00	1	8	42	25	5	0	0	0	0	0	0	0	0	0	0	0	0	0	0	81	24	28.6	20 to 30	82.7	*	*
05/04/2023	20:00	0	10	31	16	3	0	0	0	0	0	0	0	0	0	0	0	0	0	0	60	23.4	28.1	20 to 30	78.3	*	*
05/04/2023	21:00	0	10	19	10	1	0	0	0	0	0	0	0	0	0	0	0	0	0	0	40	22.7	27.5	15 to 25	72.5	*	*
05/04/2023	22:00	1	3	5	5	2	0	0	0	0	0	0	0	0	0	0	0	0	0	0	16	23.4	30	20 to 30	62.5	*	*
05/04/2023	23:00	0	1	6	3	0	0	0	0	0	0	0	0	0	0	0	0	0	0	0	10	23.3	26.7	20 to 30	90.0	*	*
24 Hr Summary		176	465	1062	434	68	6	1	0	1	0	0	0	0	0	0	0	0	0	0	2213	21.9	27.1	15 to 25	69.0	8	0.4

Incoming Histogram
2023 May 24 Marsworth Road

from Mon-Apr-03-2023-03-00-PM to Wed-May-24-2023-10-59-AM

Date	Starting Hr:min	<15	15 to <20	20 to <25	25 to <30	30 to <35	35 to <40	40 to <45	45 to <50	50 to <55	55 to <60	60 to <65	65 to <70	70 to <75	75 to <80	80 to <85	85 to <90	90 to <95	95 to <100	100 to >105	Total Counts	Avg Speed (MPH)	85pct Speed	10MPH Pace	% in pace	# of Speeders	% Speeders
06/04/2023	00:00	0	0	2	1	0	0	0	0	0	0	0	0	0	0	0	0	0	0	0	3	23.7	30	20 to 30	100.0	*	*
06/04/2023	01:00	0	0	2	2	0	0	0	0	0	0	0	0	0	0	0	0	0	0	0	4	24.5	27.5	20 to 30	100.0	*	*
06/04/2023	02:00	0	0	0	0	0	0	0	0	0	0	0	0	0	0	0	0	0	0	0	0	0	0	*	*	*	*
06/04/2023	03:00	0	0	3	1	0	0	0	0	0	0	0	0	0	0	0	0	0	0	0	4	23.3	25	20 to 30	100.0	*	*
06/04/2023	04:00	0	1	0	3	0	0	0	0	0	0	0	0	0	0	0	0	0	0	0	4	24.8	28.3	20 to 30	75.0	*	*
06/04/2023	05:00	1	0	1	6	1	1	0	0	0	0	0	0	0	0	0	0	0	0	0	10	26.7	30	20 to 30	70.0	1	10.0
06/04/2023	06:00	3	3	10	13	8	2	0	0	0	0	0	0	0	0	0	0	0	0	0	39	25.6	32.5	20 to 30	59.0	2	5.1
06/04/2023	07:00	0	16	41	33	7	0	0	0	0	0	0	0	0	0	0	0	0	0	0	97	24.1	28.8	20 to 30	76.3	*	*
06/04/2023	08:00	7	16	44	25	2	0	0	0	0	0	0	0	0	0	0	0	0	0	0	94	22.4	27.6	20 to 30	73.4	*	*
06/04/2023	09:00	9	22	52	19	1	0	0	0	0	0	0	0	0	0	0	0	0	0	0	103	21.5	26.3	15 to 25	71.8	*	*
06/04/2023	10:00	19	40	82	18	1	0	0	0	0	0	0	0	0	0	0	0	0	0	0	160	20.6	24.7	15 to 25	76.3	*	*
06/04/2023	11:00	13	33	84	18	3	1	0	0	0	0	0	0	0	0	0	0	0	0	0	152	21.4	24.9	15 to 25	77.0	1	0.7
06/04/2023	12:00	15	42	71	25	0	0	0	0	0	0	0	0	0	0	0	0	0	0	0	153	20.9	25.4	15 to 25	73.9	*	*
06/04/2023	13:00	4	25	73	20	1	0	0	0	0	0	0	0	0	0	0	0	0	0	0	123	22	25.8	15 to 25	79.7	*	*
06/04/2023	14:00	12	28	65	27	2	0	0	0	0	0	0	0	0	0	0	0	0	0	0	134	21.7	26.7	15 to 25	69.4	*	*
06/04/2023	15:00	22	38	91	23	2	0	0	0	0	0	0	0	0	0	0	0	0	0	0	176	20.8	24.9	15 to 25	73.3	*	*
06/04/2023	16:00	16	67	121	39	6	0	0	0	0	0	0	0	0	0	0	0	0	0	0	249	21.5	26	15 to 25	75.5	*	*
06/04/2023	17:00	11	48	116	45	8	0	0	0	0	0	0	0	0	0	0	0	0	0	0	228	22.3	27.1	15 to 25	71.9	*	*
06/04/2023	18:00	2	22	86	39	5	2	0	0	0	0	0	0	0	0	0	0	0	0	0	156	23.4	27.9	20 to 30	80.1	2	1.3
06/04/2023	19:00	1	16	58	25	4	0	0	0	0	0	0	0	0	0	0	0	0	0	0	104	23.1	27.6	20 to 30	79.8	*	*
06/04/2023	20:00	3	10	41	20	3	0	1	0	0	0	0	0	0	0	0	0	0	0	0	78	23.3	28	20 to 30	78.2	1	1.3
06/04/2023	21:00	0	12	28	16	4	0	0	0	0	0	0	0	0	0	0	0	0	0	0	60	23.4	28.4	20 to 30	73.3	*	*
06/04/2023	22:00	0	0	15	10	2	0	0	0	0	0	0	0	0	0	0	0	0	0	0	27	25	29	20 to 30	92.6	*	*
06/04/2023	23:00	0	4	11	9	0	0	1	0	0	0	0	0	0	0	0	0	0	0	0	25	24.1	28.3	20 to 30	80.0	1	4.0
24 Hr Summary		138	443	1097	437	60	6	2	0	0	0	0	0	0	0	0	0	0	0	0	2183	22.1	27	15 to 25	70.5	8	0.4

Incoming Histogram
2023 May 24 Marsworth Road

from Mon-Apr-03-2023-03-00-PM to Wed-May-24-2023-10-59-AM

Date	Starting Hr:min	<15	15 to <20	20 to <25	25 to <30	30 to <35	35 to <40	40 to <45	45 to <50	50 to <55	55 to <60	60 to <65	65 to <70	70 to <75	75 to <80	80 to <85	85 to <90	90 to <95	95 to <100	100 to >105	Total Counts	Avg Speed (MPH)	85pct Speed	10MPH Pace	% in pace	# of Speeders	% Speeders
07/04/2023	00:00	1	1	4	1	0	1	1	0	0	0	0	0	0	0	0	0	0	0	0	9	24.9	40	15 to 25	55.6	2	22.2
07/04/2023	01:00	0	2	1	1	0	0	1	0	0	0	0	0	0	0	0	0	0	0	0	5	25.2	30	15 to 25	60.0	1	20.0
07/04/2023	02:00	0	2	5	1	1	0	0	0	0	0	0	0	0	0	0	0	0	0	0	9	22.7	30	15 to 25	77.8	*	*
07/04/2023	03:00	0	0	0	0	0	0	0	0	0	0	0	0	0	0	0	0	0	0	0	0	0	0	*	*	*	*
07/04/2023	04:00	0	1	2	5	0	0	0	0	0	0	0	0	0	0	0	0	0	0	0	8	24.8	29	20 to 30	87.5	*	*
07/04/2023	05:00	0	2	6	3	1	1	0	0	0	0	0	0	0	0	0	0	0	0	0	13	24.6	30	20 to 30	69.2	1	7.7
07/04/2023	06:00	0	3	10	5	2	0	1	0	0	0	0	0	0	0	0	0	0	0	0	21	24.7	30	20 to 30	71.4	1	4.8
07/04/2023	07:00	0	7	16	11	0	0	0	0	0	0	0	0	0	0	0	0	0	0	0	34	23	27.7	20 to 30	79.4	*	*
07/04/2023	08:00	2	9	30	27	5	3	0	0	0	0	0	0	0	0	0	0	0	0	0	76	24.6	29.4	20 to 30	75.0	3	3.9
07/04/2023	09:00	1	30	68	20	3	1	0	0	0	0	0	0	0	0	0	0	0	0	0	123	22.3	26.5	15 to 25	79.7	1	0.8
07/04/2023	10:00	0	43	93	22	2	0	0	0	0	0	0	0	0	0	0	0	0	0	0	160	21.9	25	15 to 25	85.0	*	*
07/04/2023	11:00	1	25	89	28	6	0	0	0	0	0	0	0	0	0	0	0	0	0	0	149	22.9	27.1	20 to 30	78.5	*	*
07/04/2023	12:00	5	25	71	39	6	0	0	0	0	0	0	0	0	0	0	0	0	0	0	146	23	27.9	20 to 30	75.3	*	*
07/04/2023	13:00	2	28	82	31	3	0	0	0	0	0	0	0	0	0	0	0	0	0	0	146	22.6	26.9	20 to 30	77.4	*	*
07/04/2023	14:00	2	22	64	32	3	0	0	0	0	0	0	0	0	0	0	0	0	0	0	123	23	27.7	20 to 30	78.0	*	*
07/04/2023	15:00	0	18	73	24	2	0	0	0	0	0	0	0	0	0	0	0	0	0	0	117	22.9	26.7	20 to 30	82.9	*	*
07/04/2023	16:00	2	40	85	39	5	2	0	0	0	0	0	0	0	0	0	0	0	0	0	173	22.8	27.6	15 to 25	72.3	2	1.2
07/04/2023	17:00	1	30	63	28	5	1	0	0	0	0	0	0	0	0	0	0	0	0	0	128	22.8	27.7	15 to 25	72.7	1	0.8
07/04/2023	18:00	6	15	65	29	2	1	0	0	0	0	0	0	0	0	0	0	0	0	0	118	22.8	27.4	20 to 30	79.7	1	0.8
07/04/2023	19:00	0	17	38	26	1	0	0	0	0	0	0	0	0	0	0	0	0	0	0	82	23.1	27.9	20 to 30	78.0	*	*
07/04/2023	20:00	5	13	36	11	3	1	0	0	0	0	0	0	0	0	0	0	0	0	0	69	22.2	27.3	15 to 25	71.0	1	1.4
07/04/2023	21:00	1	5	18	15	0	0	0	0	0	0	0	0	0	0	0	0	0	0	0	39	23.4	28	20 to 30	84.6	*	*
07/04/2023	22:00	1	6	15	8	2	0	0	0	0	0	0	0	0	0	0	0	0	0	0	32	23	28.1	20 to 30	71.9	*	*
07/04/2023	23:00	0	2	10	1	0	0	0	0	0	0	0	0	0	0	0	0	0	0	0	13	22.1	24.5	15 to 25	92.3	*	*
24 Hr Summary		30	346	944	407	52	11	3	0	0	0	0	0	0	0	0	0	0	0	0	1793	22.9	27.5	20 to 30	75.3	14	0.8

Incoming Histogram
2023 May 24 Marsworth Road

from Mon-Apr-03-2023-03-00-PM to Wed-May-24-2023-10-59-AM

Date	Starting Hr:min	<15	15 to <20	20 to <25	25 to <30	30 to <35	35 to <40	40 to <45	45 to <50	50 to <55	55 to <60	60 to <65	65 to <70	70 to <75	75 to <80	80 to <85	85 to <90	90 to <95	95 to <100	100 to >105	Total Counts	Avg Speed (MPH)	85pct Speed	10MPH Pace	% in pace	# of Speeders	% Speeders
08/04/2023	00:00	0	0	3	5	0	0	0	0	0	0	0	0	0	0	0	0	0	0	0	8	25.5	29	20 to 30	100.0	*	*
08/04/2023	01:00	0	0	4	4	0	0	1	0	0	0	0	0	0	0	0	0	0	0	0	9	26.8	30	20 to 30	88.9	1	11.1
08/04/2023	02:00	0	1	2	2	0	0	0	0	0	0	0	0	0	0	0	0	0	0	0	5	23.2	27.5	20 to 30	80.0	*	*
08/04/2023	03:00	0	1	2	3	0	0	0	0	0	0	0	0	0	0	0	0	0	0	0	6	23.8	28.3	20 to 30	83.3	*	*
08/04/2023	04:00	0	0	3	1	0	2	0	0	0	0	0	0	0	0	0	0	0	0	0	6	28	37.5	20 to 30	66.7	2	33.3
08/04/2023	05:00	0	2	2	3	0	0	0	0	0	0	0	0	0	0	0	0	0	0	0	7	23	28.3	20 to 30	71.4	*	*
08/04/2023	06:00	0	3	13	8	1	1	0	0	0	0	0	0	0	0	0	0	0	0	0	26	24.3	28.8	20 to 30	80.8	1	3.8
08/04/2023	07:00	0	7	20	8	6	3	0	0	0	0	0	0	0	0	0	0	0	0	0	44	24.9	31.7	20 to 30	63.6	3	6.8
08/04/2023	08:00	4	12	32	21	8	0	0	0	0	0	0	0	0	0	0	0	0	0	0	77	23.5	29	20 to 30	68.8	*	*
08/04/2023	09:00	5	29	69	30	3	2	0	0	0	0	0	0	0	0	0	0	0	0	0	138	22.6	27.3	20 to 30	71.7	2	1.4
08/04/2023	10:00	5	36	81	30	2	0	0	0	0	0	0	0	0	0	0	0	0	0	0	154	22.1	26.5	15 to 25	76.0	*	*
08/04/2023	11:00	14	44	85	35	2	0	0	0	0	0	0	0	0	0	0	0	0	0	0	180	21.5	26.4	15 to 25	71.7	*	*
08/04/2023	12:00	7	35	83	27	5	0	0	0	0	0	0	0	0	0	0	0	0	0	0	157	22.1	26.5	15 to 25	75.2	*	*
08/04/2023	13:00	5	37	65	28	3	0	0	0	0	0	0	0	0	0	0	0	0	0	0	138	22	26.8	15 to 25	73.9	*	*
08/04/2023	14:00	2	41	59	26	1	0	0	0	0	0	0	0	0	0	0	0	0	0	0	129	21.8	26.5	15 to 25	77.5	*	*
08/04/2023	15:00	1	39	65	22	1	0	0	0	0	0	0	0	0	0	0	0	0	0	0	128	21.8	25.9	15 to 25	81.3	*	*
08/04/2023	16:00	1	33	67	28	6	1	0	0	0	0	0	0	0	0	0	0	0	0	0	136	22.7	27.7	15 to 25	73.5	1	0.7
08/04/2023	17:00	6	29	85	23	2	0	0	0	0	0	0	0	0	0	0	0	0	0	0	145	22	25.7	15 to 25	78.6	*	*
08/04/2023	18:00	1	17	68	17	1	0	0	0	0	0	0	0	0	0	0	0	0	0	0	104	22.5	25.6	15 to 25	81.7	*	*
08/04/2023	19:00	2	12	39	23	5	0	0	0	0	0	0	0	0	0	0	0	0	0	0	81	23.5	28.5	20 to 30	76.5	*	*
08/04/2023	20:00	0	8	42	12	3	0	0	0	0	0	0	0	0	0	0	0	0	0	0	65	23.2	27.1	20 to 30	83.1	*	*
08/04/2023	21:00	1	3	19	16	3	0	0	0	0	0	0	0	0	0	0	0	0	0	0	42	24.5	29.1	20 to 30	83.3	*	*
08/04/2023	22:00	1	2	15	8	0	1	0	0	0	0	0	0	0	0	0	0	0	0	0	27	23.7	28.1	20 to 30	85.2	1	3.7
08/04/2023	23:00	1	3	9	5	1	0	2	0	0	0	0	0	0	0	0	0	0	0	0	21	24.6	30	20 to 30	66.7	2	9.5
24 Hr Summary		56	394	932	385	53	10	3	0	0	0	0	0	0	0	0	0	0	0	0	1833	22.5	27.3	15 to 25	72.3	13	0.7

Incoming Histogram
2023 May 24 Marsworth Road

from Mon-Apr-03-2023-03-00-PM to Wed-May-24-2023-10-59-AM

Date	Starting Hr:min	<15	15 to <20	20 to <25	25 to <30	30 to <35	35 to <40	40 to <45	45 to <50	50 to <55	55 to <60	60 to <65	65 to <70	70 to <75	75 to <80	80 to <85	85 to <90	90 to <95	95 to <100	100 to >105	Total Counts	Avg Speed (MPH)	85pct Speed	10MPH Pace	% in pace	# of Speeders	% Speeders
09/04/2023	00:00	0	3	5	3	1	0	0	0	0	0	0	0	0	0	0	0	0	0	0	12	23.1	28.3	15 to 25	66.7	*	*
09/04/2023	01:00	0	2	2	0	3	0	0	0	0	0	0	0	0	0	0	0	0	0	0	7	25	33.3	15 to 25	57.1	*	*
09/04/2023	02:00	0	2	1	0	1	0	0	0	0	0	0	0	0	0	0	0	0	0	0	4	22	25	15 to 25	75.0	*	*
09/04/2023	03:00	0	2	3	1	1	0	0	0	0	0	0	0	0	0	0	0	0	0	0	7	22.7	30	15 to 25	71.4	*	*
09/04/2023	04:00	0	1	4	4	0	1	0	0	0	0	0	0	0	0	0	0	0	0	0	10	25.3	28.8	20 to 30	80.0	1	10.0
09/04/2023	05:00	0	0	2	2	1	0	0	0	0	0	0	0	0	0	0	0	0	0	0	5	26	30	20 to 30	80.0	*	*
09/04/2023	06:00	2	0	6	5	0	1	0	0	0	0	0	0	0	0	0	0	0	0	0	14	23.8	29	20 to 30	78.6	1	7.1
09/04/2023	07:00	0	1	8	9	0	0	0	0	0	0	0	0	0	0	0	0	0	0	0	18	24.6	28.3	20 to 30	94.4	*	*
09/04/2023	08:00	1	5	22	11	1	0	0	0	0	0	0	0	0	0	0	0	0	0	0	40	23.1	27.7	20 to 30	82.5	*	*
09/04/2023	09:00	3	15	51	21	3	0	0	0	0	0	0	0	0	0	0	0	0	0	0	93	22.7	27.4	20 to 30	77.4	*	*
09/04/2023	10:00	0	27	51	24	2	0	0	0	0	0	0	0	0	0	0	0	0	0	0	104	22.5	27.1	15 to 25	75.0	*	*
09/04/2023	11:00	3	29	72	32	3	0	0	0	0	0	0	0	0	0	0	0	0	0	0	139	22.6	27.2	20 to 30	74.8	*	*
09/04/2023	12:00	4	29	61	42	3	1	0	0	0	0	0	0	0	0	0	0	0	0	0	140	23	28	20 to 30	73.6	1	0.7
09/04/2023	13:00	3	20	63	18	4	1	0	0	0	0	0	0	0	0	0	0	0	0	0	109	22.6	26.9	15 to 25	76.1	1	0.9
09/04/2023	14:00	4	18	67	24	2	0	0	0	0	0	0	0	0	0	0	0	0	0	0	115	22.5	26.9	20 to 30	79.1	*	*
09/04/2023	15:00	0	27	60	20	2	0	0	0	0	0	0	0	0	0	0	0	0	0	0	109	22.3	26.5	15 to 25	79.8	*	*
09/04/2023	16:00	0	26	55	21	4	0	0	0	0	0	0	0	0	0	0	0	0	0	0	106	22.6	27.1	15 to 25	76.4	*	*
09/04/2023	17:00	1	12	65	22	4	0	0	0	0	0	0	0	0	0	0	0	0	0	0	104	23.2	27.3	20 to 30	83.7	*	*
09/04/2023	18:00	1	16	47	17	3	0	0	0	0	0	0	0	0	0	0	0	0	0	0	84	22.7	27.1	20 to 30	76.2	*	*
09/04/2023	19:00	0	8	42	16	3	0	0	0	0	0	0	0	0	0	0	0	0	0	0	69	23.5	27.8	20 to 30	84.1	*	*
09/04/2023	20:00	1	6	29	15	2	0	0	0	0	0	0	0	0	0	0	0	0	0	0	53	23.5	28	20 to 30	83.0	*	*
09/04/2023	21:00	0	8	25	8	2	0	0	0	0	0	0	0	0	0	0	0	0	0	0	43	22.9	27.5	15 to 25	76.7	*	*
09/04/2023	22:00	0	1	7	3	2	1	0	0	0	0	0	0	0	0	0	0	0	0	0	14	25.6	32.5	20 to 30	71.4	1	7.1
09/04/2023	23:00	0	2	7	2	1	0	0	0	0	0	0	0	0	0	0	0	0	0	0	12	23.1	27.5	15 to 25	75.0	*	*
24 Hr Summary		23	260	755	320	48	5	0	0	0	0	0	0	0	0	0	0	0	0	0	1411	22.9	27.5	20 to 30	76.2	5	0.4

Incoming Histogram
2023 May 24 Marsworth Road

from Mon-Apr-03-2023-03-00-PM to Wed-May-24-2023-10-59-AM

Date	Starting Hr:min	<15	15 to <20	20 to <25	25 to <30	30 to <35	35 to <40	40 to <45	45 to <50	50 to <55	55 to <60	60 to <65	65 to <70	70 to <75	75 to <80	80 to <85	85 to <90	90 to <95	95 to <100	100 to >105	Total Counts	Avg Speed (MPH)	85pct Speed	10MPH Pace	% in pace	# of Speeders	% Speeders
10/04/2023	00:00	0	2	3	1	3	0	0	0	0	0	0	0	0	0	0	0	0	0	0	9	25.1	33.3	15 to 25	55.6	*	*
10/04/2023	01:00	0	0	1	0	0	0	0	0	0	0	0	0	0	0	0	0	0	0	0	1	22	25	15 to 25	100.0	*	*
10/04/2023	02:00	0	1	3	0	0	0	0	0	0	0	0	0	0	0	0	0	0	0	0	4	20.8	23.3	15 to 25	100.0	*	*
10/04/2023	03:00	0	0	1	0	0	0	1	0	0	0	0	0	0	0	0	0	0	0	0	2	32	45	15 to 25	50.0	1	50.0
10/04/2023	04:00	0	0	3	2	0	0	0	0	0	0	0	0	0	0	0	0	0	0	0	5	24.2	27.5	20 to 30	100.0	*	*
10/04/2023	05:00	0	0	6	3	0	0	0	0	0	0	0	0	0	0	0	0	0	0	0	9	23.9	28.3	20 to 30	100.0	*	*
10/04/2023	06:00	1	1	8	8	2	0	0	0	0	0	0	0	0	0	0	0	0	0	0	20	24.6	29.4	20 to 30	80.0	*	*
10/04/2023	07:00	0	0	6	6	4	0	0	0	0	0	0	0	0	0	0	0	0	0	0	16	26.6	32.5	20 to 30	75.0	*	*
10/04/2023	08:00	0	2	10	8	3	1	0	0	0	0	0	0	0	0	0	0	0	0	0	24	25.5	30	20 to 30	75.0	1	4.2
10/04/2023	09:00	0	11	27	10	0	0	0	0	0	0	0	0	0	0	0	0	0	0	0	48	22.3	26.5	15 to 25	79.2	*	*
10/04/2023	10:00	0	11	22	8	0	0	0	0	0	0	0	0	0	0	0	0	0	0	0	41	22	26.2	15 to 25	80.5	*	*
10/04/2023	11:00	0	14	41	20	0	0	0	0	0	0	0	0	0	0	0	0	0	0	0	75	22.9	27.2	20 to 30	81.3	*	*
10/04/2023	12:00	0	9	56	24	4	0	0	0	0	0	0	0	0	0	0	0	0	0	0	93	23.7	27.9	20 to 30	86.0	*	*
10/04/2023	13:00	4	29	68	25	6	0	0	0	0	0	0	0	0	0	0	0	0	0	0	132	22.5	27.2	15 to 25	73.5	*	*
10/04/2023	14:00	1	29	69	21	0	1	0	0	0	0	0	0	0	0	0	0	0	0	0	121	22.2	26	15 to 25	81.0	1	0.8
10/04/2023	15:00	1	21	64	22	8	0	0	0	0	0	0	0	0	0	0	0	0	0	0	116	23.1	28	20 to 30	74.1	*	*
10/04/2023	16:00	5	39	66	31	6	0	0	0	0	0	0	0	0	0	0	0	0	0	0	147	22.3	27.4	15 to 25	71.4	*	*
10/04/2023	17:00	1	22	46	32	2	1	0	0	0	0	0	0	0	0	0	0	0	0	0	104	23.2	28	20 to 30	75.0	1	1.0
10/04/2023	18:00	1	9	44	26	4	0	0	0	0	0	0	0	0	0	0	0	0	0	0	84	23.8	28.3	20 to 30	83.3	*	*
10/04/2023	19:00	0	10	34	18	5	0	0	0	0	0	0	0	0	0	0	0	0	0	0	67	23.8	28.6	20 to 30	77.6	*	*
10/04/2023	20:00	0	11	17	12	0	1	0	0	0	0	0	0	0	0	0	0	0	0	0	41	22.9	27.9	20 to 30	70.7	1	2.4
10/04/2023	21:00	0	2	22	12	2	0	0	0	0	0	0	0	0	0	0	0	0	0	0	38	24.3	28.3	20 to 30	89.5	*	*
10/04/2023	22:00	2	1	12	4	2	0	0	0	0	0	0	0	0	0	0	0	0	0	0	21	23	28.8	20 to 30	76.2	*	*
10/04/2023	23:00	0	0	5	1	1	0	1	0	0	0	0	0	0	0	0	0	0	0	0	8	26.5	35	20 to 30	75.0	1	12.5
24 Hr Summary		16	224	634	294	52	4	2	0	0	0	0	0	0	0	0	0	0	0	0	1226	23.1	27.9	20 to 30	75.7	6	0.5

Incoming Histogram
2023 May 24 Marsworth Road

from Mon-Apr-03-2023-03-00-PM to Wed-May-24-2023-10-59-AM

Date	Starting Hr:min	<15	15 to <20	20 to <25	25 to <30	30 to <35	35 to <40	40 to <45	45 to <50	50 to <55	55 to <60	60 to <65	65 to <70	70 to <75	75 to <80	80 to <85	85 to <90	90 to <95	95 to <100	100 to >105	Total Counts	Avg Speed (MPH)	85pct Speed	10MPH Pace	% in pace	# of Speeders	% Speeders
11/04/2023	00:00	0	0	1	2	1	0	1	0	0	0	0	0	0	0	0	0	0	0	0	5	30	35	20 to 30	60.0	1	20.0
11/04/2023	01:00	0	0	1	1	0	0	0	0	0	0	0	0	0	0	0	0	0	0	0	2	24.5	30	20 to 30	100.0	*	*
11/04/2023	02:00	0	0	1	0	0	0	0	0	0	0	0	0	0	0	0	0	0	0	0	1	22	25	15 to 25	100.0	*	*
11/04/2023	03:00	0	0	1	0	0	0	0	0	0	0	0	0	0	0	0	0	0	0	0	1	22	25	15 to 25	100.0	*	*
11/04/2023	04:00	0	1	2	2	0	1	0	0	0	0	0	0	0	0	0	0	0	0	0	6	25.3	30	20 to 30	66.7	1	16.7
11/04/2023	05:00	0	2	9	6	1	1	0	0	0	0	0	0	0	0	0	0	0	0	0	19	24.7	29.2	20 to 30	78.9	1	5.3
11/04/2023	06:00	2	2	20	20	6	2	0	0	0	0	0	0	0	0	0	0	0	0	0	52	25.4	30	20 to 30	76.9	2	3.8
11/04/2023	07:00	5	21	50	27	1	0	0	0	0	0	0	0	0	0	0	0	0	0	0	104	22.4	27.2	20 to 30	74.0	*	*
11/04/2023	08:00	13	24	64	27	1	0	0	0	0	0	0	0	0	0	0	0	0	0	0	129	21.6	26.7	20 to 30	70.5	*	*
11/04/2023	09:00	21	28	62	21	1	0	0	0	0	0	0	0	0	0	0	0	0	0	0	133	20.6	25.5	15 to 25	67.7	*	*
11/04/2023	10:00	36	42	74	16	2	0	0	0	0	0	0	0	0	0	0	0	0	0	0	170	19.5	24.5	15 to 25	68.2	*	*
11/04/2023	11:00	14	40	73	29	2	0	0	0	0	0	0	0	0	0	0	0	0	0	0	158	21.3	26.2	15 to 25	71.5	*	*
11/04/2023	12:00	6	42	85	30	2	0	0	0	0	0	0	0	0	0	0	0	0	0	0	165	21.8	26.2	15 to 25	77.0	*	*
11/04/2023	13:00	6	28	84	32	3	0	0	0	0	0	0	0	0	0	0	0	0	0	0	153	22.4	26.9	20 to 30	75.8	*	*
11/04/2023	14:00	12	39	83	26	2	0	0	0	0	0	0	0	0	0	0	0	0	0	0	162	21.5	25.8	15 to 25	75.3	*	*
11/04/2023	15:00	9	22	67	18	1	0	0	0	0	0	0	0	0	0	0	0	0	0	0	117	21.6	25.3	15 to 25	76.1	*	*
11/04/2023	16:00	1	30	79	32	5	0	0	0	0	0	0	0	0	0	0	0	0	0	0	147	22.8	27.3	20 to 30	75.5	*	*
11/04/2023	17:00	5	29	74	39	4	1	0	0	0	0	0	0	0	0	0	0	0	0	0	152	22.8	27.7	20 to 30	74.3	1	0.7
11/04/2023	18:00	1	12	65	22	4	1	0	0	0	0	0	0	0	0	0	0	0	0	0	105	23.4	27.5	20 to 30	82.9	1	1.0
11/04/2023	19:00	0	4	19	13	1	1	0	0	0	0	0	0	0	0	0	0	0	0	0	38	24.2	28.5	20 to 30	84.2	1	2.6
11/04/2023	20:00	0	4	21	14	1	0	0	0	0	0	0	0	0	0	0	0	0	0	0	40	23.9	28.2	20 to 30	87.5	*	*
11/04/2023	21:00	1	6	14	8	0	1	0	0	0	0	0	0	0	0	0	0	0	0	0	30	22.9	28.1	20 to 30	73.3	1	3.3
11/04/2023	22:00	0	5	10	7	1	0	0	0	0	0	0	0	0	0	0	0	0	0	0	23	23.2	28.6	20 to 30	73.9	*	*
11/04/2023	23:00	1	0	13	3	0	0	0	0	0	0	0	0	0	0	0	0	0	0	0	17	22.6	25	20 to 30	94.1	*	*
24 Hr Summary		133	381	972	395	39	8	1	0	0	0	0	0	0	0	0	0	0	0	0	1929	22	26.9	20 to 30	70.9	9	0.5

Incoming Histogram
2023 May 24 Marsworth Road

from Mon-Apr-03-2023-03-00-PM to Wed-May-24-2023-10-59-AM

Date	Starting Hr:min	<15	15 to <20	20 to <25	25 to <30	30 to <35	35 to <40	40 to <45	45 to <50	50 to <55	55 to <60	60 to <65	65 to <70	70 to <75	75 to <80	80 to <85	85 to <90	90 to <95	95 to <100	100 to >105	Total Counts	Avg Speed (MPH)	85pct Speed	10MPH Pace	% in pace	# of Speeders	% Speeders
12/04/2023	00:00	0	1	2	1	0	0	0	0	0	0	0	0	0	0	0	0	0	0	0	4	22.3	25	15 to 25	75.0	*	*
12/04/2023	01:00	0	3	1	1	2	0	0	0	0	0	0	0	0	0	0	0	0	0	0	7	23.6	32.5	15 to 25	57.1	*	*
12/04/2023	02:00	0	1	1	0	0	0	0	0	0	0	0	0	0	0	0	0	0	0	0	2	19.5	25	15 to 25	100.0	*	*
12/04/2023	03:00	0	1	0	1	0	0	0	0	0	0	0	0	0	0	0	0	0	0	0	2	22	30	10 to 20	50.0	*	*
12/04/2023	04:00	0	0	3	2	3	0	0	0	0	0	0	0	0	0	0	0	0	0	0	8	27.3	33.3	20 to 30	62.5	*	*
12/04/2023	05:00	0	2	12	8	3	1	0	0	0	0	0	0	0	0	0	0	0	0	0	26	25.2	30	20 to 30	76.9	1	3.8
12/04/2023	06:00	1	10	22	14	5	1	1	0	0	0	0	0	0	0	0	0	0	0	0	54	24.2	29.6	20 to 30	66.7	2	3.7
12/04/2023	07:00	1	20	44	35	6	0	0	0	0	0	0	0	0	0	0	0	0	0	0	106	23.6	28.6	20 to 30	74.5	*	*
12/04/2023	08:00	5	28	71	32	5	1	0	0	0	0	0	0	0	0	0	0	0	0	0	142	22.7	27.7	20 to 30	72.5	1	0.7
12/04/2023	09:00	17	36	65	18	4	0	0	0	0	0	0	0	0	0	0	0	0	0	0	140	20.8	25.3	15 to 25	72.1	*	*
12/04/2023	10:00	9	42	72	29	2	0	0	0	0	0	0	0	0	0	0	0	0	0	0	154	21.6	26.4	15 to 25	74.0	*	*
12/04/2023	11:00	16	43	67	23	1	0	0	0	0	0	0	0	0	0	0	0	0	0	0	150	20.7	25.4	15 to 25	73.3	*	*
12/04/2023	12:00	8	44	69	31	1	0	0	0	0	0	0	0	0	0	0	0	0	0	0	153	21.5	26.5	15 to 25	73.9	*	*
12/04/2023	13:00	8	35	64	19	0	0	0	0	0	0	0	0	0	0	0	0	0	0	0	126	21.2	25	15 to 25	78.6	*	*
12/04/2023	14:00	11	30	63	23	4	0	0	0	0	0	0	0	0	0	0	0	0	0	0	131	21.7	26.5	15 to 25	71.0	*	*
12/04/2023	15:00	10	17	57	29	3	0	0	0	0	0	0	0	0	0	0	0	0	0	0	116	22.4	27.6	20 to 30	74.1	*	*
12/04/2023	16:00	5	38	93	40	4	0	0	0	0	0	0	0	0	0	0	0	0	0	0	180	22.5	27.1	20 to 30	73.9	*	*
12/04/2023	17:00	5	37	116	61	9	0	1	0	0	0	0	0	0	0	0	0	0	0	0	229	23.3	28	20 to 30	77.3	1	0.4
12/04/2023	18:00	1	19	77	42	2	2	0	0	0	0	0	0	0	0	0	0	0	0	0	143	23.5	28	20 to 30	83.2	2	1.4
12/04/2023	19:00	1	14	41	20	2	0	0	0	0	0	0	0	0	0	0	0	0	0	0	78	22.9	27.5	20 to 30	78.2	*	*
12/04/2023	20:00	0	6	19	11	1	0	0	0	0	0	0	0	0	0	0	0	0	0	0	37	23.4	27.7	20 to 30	81.1	*	*
12/04/2023	21:00	1	3	13	6	0	0	0	0	0	0	0	0	0	0	0	0	0	0	0	23	22.6	27.5	20 to 30	82.6	*	*
12/04/2023	22:00	0	6	10	9	2	0	0	0	0	0	0	0	0	0	0	0	0	0	0	27	23.7	28.9	20 to 30	70.4	*	*
12/04/2023	23:00	0	2	3	7	1	0	0	0	0	0	0	0	0	0	0	0	0	0	0	13	25	29.3	20 to 30	76.9	*	*
24 Hr Summary		99	438	985	462	60	5	2	0	0	0	0	0	0	0	0	0	0	0	0	2051	22.4	27.4	20 to 30	70.6	7	0.3

Incoming Histogram
2023 May 24 Marsworth Road

from Mon-Apr-03-2023-03-00-PM to Wed-May-24-2023-10-59-AM

Date	Starting Hr:min	<15	15 to <20	20 to <25	25 to <30	30 to <35	35 to <40	40 to <45	45 to <50	50 to <55	55 to <60	60 to <65	65 to <70	70 to <75	75 to <80	80 to <85	85 to <90	90 to <95	95 to <100	100 to >105	Total Counts	Avg Speed (MPH)	85pct Speed	10MPH Pace	% in pace	# of Speeders	% Speeders
13/04/2023	00:00	0	0	2	2	1	0	0	0	0	0	0	0	0	0	0	0	0	0	0	5	26	30	20 to 30	80.0	*	*
13/04/2023	01:00	0	0	0	2	0	0	0	0	0	0	0	0	0	0	0	0	0	0	0	2	27	30	20 to 30	100.0	*	*
13/04/2023	02:00	0	1	2	1	0	0	0	0	0	0	0	0	0	0	0	0	0	0	0	4	22	25	15 to 25	75.0	*	*
13/04/2023	03:00	0	1	8	5	0	0	0	0	0	0	0	0	0	0	0	0	0	0	0	14	23.7	28	20 to 30	92.9	*	*
13/04/2023	04:00	0	1	3	4	2	0	0	0	0	0	0	0	0	0	0	0	0	0	0	10	25.7	30	20 to 30	70.0	*	*
13/04/2023	05:00	0	1	14	11	4	1	0	0	0	0	0	0	0	0	0	0	0	0	0	31	25.7	30	20 to 30	80.6	1	3.2
13/04/2023	06:00	2	8	21	21	7	0	0	0	0	0	0	0	0	0	0	0	0	0	0	59	24.4	29.5	20 to 30	71.2	*	*
13/04/2023	07:00	12	20	58	21	7	0	0	0	0	0	0	0	0	0	0	0	0	0	0	118	22	27.4	20 to 30	66.9	*	*
13/04/2023	08:00	12	32	76	30	2	1	0	0	0	0	0	0	0	0	0	0	0	0	0	153	21.8	26.7	15 to 25	70.6	1	0.7
13/04/2023	09:00	13	55	69	26	4	0	0	0	0	0	0	0	0	0	0	0	0	0	0	167	21.1	26	15 to 25	74.3	*	*
13/04/2023	10:00	35	44	85	29	5	0	0	0	0	0	0	0	0	0	0	0	0	0	0	198	20.4	25.7	15 to 25	65.2	*	*
13/04/2023	11:00	19	42	56	23	2	0	0	0	0	0	0	0	0	0	0	0	0	0	0	142	20.5	25.9	15 to 25	69.0	*	*
13/04/2023	12:00	12	61	80	18	1	0	0	0	0	0	0	0	0	0	0	0	0	0	0	172	20.6	24.6	15 to 25	82.0	*	*
13/04/2023	13:00	7	30	70	30	4	0	0	0	0	0	0	0	0	0	0	0	0	0	0	141	22.2	27.2	15 to 25	70.9	*	*
13/04/2023	14:00	8	51	76	28	0	1	0	0	0	0	0	0	0	0	0	0	0	0	0	164	21.4	25.7	15 to 25	77.4	1	0.6
13/04/2023	15:00	11	46	83	23	3	1	0	0	0	0	0	0	0	0	0	0	0	0	0	167	21.4	25.4	15 to 25	77.2	1	0.6
13/04/2023	16:00	15	41	101	54	7	0	0	0	0	0	0	0	0	0	0	0	0	0	0	218	22.4	27.6	20 to 30	71.1	*	*
13/04/2023	17:00	15	56	117	47	8	0	0	0	0	0	0	0	0	0	0	0	0	0	0	243	22	27	15 to 25	71.2	*	*
13/04/2023	18:00	2	27	77	34	8	1	0	0	0	0	0	0	0	0	0	0	0	0	0	149	23.2	28.1	20 to 30	74.5	1	0.7
13/04/2023	19:00	5	22	52	31	2	2	0	0	0	0	0	0	0	0	0	0	0	0	0	114	22.8	27.9	20 to 30	72.8	2	1.8
13/04/2023	20:00	0	13	43	16	2	0	0	0	0	0	0	0	0	0	0	0	0	0	0	74	22.9	27.2	20 to 30	79.7	*	*
13/04/2023	21:00	0	4	16	20	2	1	0	0	0	0	0	0	0	0	0	0	0	0	0	43	25.1	29.2	20 to 30	83.7	1	2.3
13/04/2023	22:00	1	7	18	17	3	1	0	0	0	0	0	0	0	0	0	0	0	0	0	47	24.2	29.1	20 to 30	74.5	1	2.1
13/04/2023	23:00	0	1	6	2	1	0	0	0	0	0	0	0	0	0	0	0	0	0	0	10	23.7	27.5	20 to 30	80.0	*	*
24 Hr Summary		169	564	1133	495	75	9	0	0	0	0	0	0	0	0	0	0	0	0	0	2445	22	27.1	15 to 25	69.4	9	0.4

Incoming Histogram
2023 May 24 Marsworth Road

from Mon-Apr-03-2023-03-00-PM to Wed-May-24-2023-10-59-AM

Date	Starting Hr:min	<15	15 to <20	20 to <25	25 to <30	30 to <35	35 to <40	40 to <45	45 to <50	50 to <55	55 to <60	60 to <65	65 to <70	70 to <75	75 to <80	80 to <85	85 to <90	90 to <95	95 to <100	100 to >105	Total Counts	Avg Speed (MPH)	85pct Speed	10MPH Pace	% in pace	# of Speeders	% Speeders
14/04/2023	00:00	0	1	5	6	0	0	0	0	0	0	0	0	0	0	0	0	0	0	0	12	24.4	28.3	20 to 30	91.7	*	*
14/04/2023	01:00	1	0	2	2	0	0	0	0	0	0	0	0	0	0	0	0	0	0	0	5	22.2	27.5	20 to 30	80.0	*	*
14/04/2023	02:00	0	0	0	4	0	0	0	0	0	0	0	0	0	0	0	0	0	0	0	4	27.3	28.8	20 to 30	100.0	*	*
14/04/2023	03:00	0	4	1	1	1	0	0	0	0	0	0	0	0	0	0	0	0	0	0	7	21.4	30	15 to 25	71.4	*	*
14/04/2023	04:00	0	0	5	2	0	0	0	0	0	0	0	0	0	0	0	0	0	0	0	7	23.6	27.5	20 to 30	100.0	*	*
14/04/2023	05:00	0	1	7	6	0	0	1	0	0	0	0	0	0	0	0	0	0	0	0	15	25.3	29.2	20 to 30	86.7	1	6.7
14/04/2023	06:00	2	3	18	16	5	2	0	0	0	0	0	0	0	0	0	0	0	0	0	46	25.1	30	20 to 30	73.9	2	4.3
14/04/2023	07:00	0	10	41	27	5	0	0	0	0	0	0	0	0	0	0	0	0	0	0	83	24.1	28.7	20 to 30	81.9	*	*
14/04/2023	08:00	3	27	68	21	5	0	0	0	0	0	0	0	0	0	0	0	0	0	0	124	22.4	26.7	15 to 25	76.6	*	*
14/04/2023	09:00	23	24	48	17	1	0	0	0	0	0	0	0	0	0	0	0	0	0	0	113	20	25.3	15 to 25	63.7	*	*
14/04/2023	10:00	17	30	74	29	2	0	0	1	0	0	0	0	0	0	0	0	0	0	0	153	21.5	26.6	15 to 25	68.0	1	0.7
14/04/2023	11:00	13	26	63	20	3	0	0	0	0	0	0	0	0	0	0	0	0	0	0	125	21.4	26	15 to 25	71.2	*	*
14/04/2023	12:00	9	37	75	25	3	2	0	0	0	0	0	0	0	0	0	0	0	0	0	151	21.9	26.4	15 to 25	74.2	2	1.3
14/04/2023	13:00	2	32	78	32	3	0	0	0	0	0	0	0	0	0	0	0	0	0	0	147	22.5	27	15 to 25	74.8	*	*
14/04/2023	14:00	3	33	82	42	2	0	0	0	0	0	0	0	0	0	0	0	0	0	0	162	22.7	27.4	20 to 30	76.5	*	*
14/04/2023	15:00	6	30	83	38	4	0	0	0	0	0	0	0	0	0	0	0	0	0	0	161	22.6	27.4	20 to 30	75.2	*	*
14/04/2023	16:00	2	35	95	41	4	0	0	0	0	0	0	0	0	0	0	0	0	0	0	177	22.8	27.2	20 to 30	76.8	*	*
14/04/2023	17:00	5	45	105	59	3	0	0	0	0	0	0	0	0	0	0	0	0	0	0	217	22.7	27.5	20 to 30	75.6	*	*
14/04/2023	18:00	7	24	71	39	2	1	1	0	0	0	0	0	0	0	0	0	0	0	0	145	22.8	27.7	20 to 30	75.9	2	1.4
14/04/2023	19:00	2	14	32	15	7	0	0	0	0	0	0	0	0	0	0	0	0	0	0	70	23.2	29	20 to 30	67.1	*	*
14/04/2023	20:00	1	11	32	18	1	0	0	0	0	0	0	0	0	0	0	0	0	0	0	63	23	27.8	20 to 30	79.4	*	*
14/04/2023	21:00	2	4	21	10	3	0	0	0	0	0	0	0	0	0	0	0	0	0	0	40	23.4	28.5	20 to 30	77.5	*	*
14/04/2023	22:00	1	7	8	6	1	0	0	0	0	0	0	0	0	0	0	0	0	0	0	23	22.1	28.3	15 to 25	65.2	*	*
14/04/2023	23:00	0	3	16	8	0	1	0	0	0	0	0	0	0	0	0	0	0	0	0	28	23.8	28.1	20 to 30	85.7	1	3.6
24 Hr Summary		99	401	1030	484	55	6	2	1	0	0	0	0	0	0	0	0	0	0	0	2078	22.5	27.4	20 to 30	72.9	9	0.4

Incoming Histogram
2023 May 24 Marsworth Road

from Mon-Apr-03-2023-03-00-PM to Wed-May-24-2023-10-59-AM

Date	Starting Hr:min	<15	15 to <20	20 to <25	25 to <30	30 to <35	35 to <40	40 to <45	45 to <50	50 to <55	55 to <60	60 to <65	65 to <70	70 to <75	75 to <80	80 to <85	85 to <90	90 to <95	95 to <100	100 to >105	Total Counts	Avg Speed (MPH)	85pct Speed	10MPH Pace	% in pace	# of Speeders	% Speeders
15/04/2023	00:00	0	3	2	5	2	0	0	0	0	0	0	0	0	0	0	0	0	0	0	12	24.8	30	20 to 30	58.3	*	*
15/04/2023	01:00	0	1	2	2	0	0	0	0	0	0	0	0	0	0	0	0	0	0	0	5	23	27.5	20 to 30	80.0	*	*
15/04/2023	02:00	0	0	1	1	0	0	0	0	0	0	0	0	0	0	0	0	0	0	0	2	24.5	30	20 to 30	100.0	*	*
15/04/2023	03:00	0	0	0	2	0	0	0	0	0	0	0	0	0	0	0	0	0	0	0	2	27.5	30	20 to 30	100.0	*	*
15/04/2023	04:00	0	1	1	0	0	0	0	0	0	0	0	0	0	0	0	0	0	0	0	2	19.5	25	15 to 25	100.0	*	*
15/04/2023	05:00	0	0	2	5	1	0	0	0	0	0	0	0	0	0	0	0	0	0	0	8	26.5	30	20 to 30	87.5	*	*
15/04/2023	06:00	0	2	6	7	0	1	1	0	0	0	0	0	0	0	0	0	0	0	0	17	25.8	29.3	20 to 30	76.5	2	11.8
15/04/2023	07:00	2	7	9	10	5	0	0	0	0	0	0	0	0	0	0	0	0	0	0	33	23.7	30	20 to 30	57.6	*	*
15/04/2023	08:00	2	6	40	15	6	0	0	0	0	0	0	0	0	0	0	0	0	0	0	69	23.7	28.7	20 to 30	79.7	*	*
15/04/2023	09:00	4	25	58	20	3	0	0	0	0	0	0	0	0	0	0	0	0	0	0	110	22.1	26.8	15 to 25	75.5	*	*
15/04/2023	10:00	9	36	74	34	1	0	0	0	0	0	0	0	0	0	0	0	0	0	0	154	21.9	26.8	15 to 25	71.4	*	*
15/04/2023	11:00	3	34	88	34	7	0	0	0	0	0	0	0	0	0	0	0	0	0	0	166	22.7	27.4	15 to 25	73.5	*	*
15/04/2023	12:00	8	27	62	25	2	0	0	0	0	0	0	0	0	0	0	0	0	0	0	124	21.9	26.6	15 to 25	71.8	*	*
15/04/2023	13:00	2	33	78	25	3	0	0	0	0	0	0	0	0	0	0	0	0	0	0	141	22.3	26.4	15 to 25	78.7	*	*
15/04/2023	14:00	4	32	68	30	3	0	1	0	0	0	0	0	0	0	0	0	0	0	0	138	22.5	27.2	15 to 25	72.5	1	0.7
15/04/2023	15:00	2	32	61	23	1	0	0	0	0	0	0	0	0	0	0	0	0	0	0	119	22	26.3	15 to 25	78.2	*	*
15/04/2023	16:00	0	35	75	17	4	0	0	0	0	0	0	0	0	0	0	0	0	0	0	131	22.1	25.3	15 to 25	84.0	*	*
15/04/2023	17:00	2	23	68	32	3	0	0	0	0	0	0	0	0	0	0	0	0	0	0	128	22.9	27.5	20 to 30	78.1	*	*
15/04/2023	18:00	1	36	53	18	1	0	0	0	0	0	0	0	0	0	0	0	0	0	0	109	21.6	25.8	15 to 25	81.7	*	*
15/04/2023	19:00	4	18	38	22	1	0	0	1	0	0	0	0	0	0	0	0	0	0	0	84	22.6	27.5	20 to 30	71.4	1	1.2
15/04/2023	20:00	1	9	36	9	2	0	0	0	0	0	0	0	0	0	0	0	0	0	0	57	22.6	26.1	15 to 25	78.9	*	*
15/04/2023	21:00	0	8	22	10	1	0	0	0	0	0	0	0	0	0	0	0	0	0	0	41	22.9	27.5	20 to 30	78.0	*	*
15/04/2023	22:00	0	8	12	10	2	1	1	0	0	0	0	0	0	0	0	0	0	0	0	34	24.3	29.5	20 to 30	64.7	2	5.9
15/04/2023	23:00	0	2	3	8	1	0	0	0	0	0	0	0	0	0	0	0	0	0	0	14	25.3	29.4	20 to 30	78.6	*	*
24 Hr Summary		44	378	859	364	49	2	3	1	0	0	0	0	0	0	0	0	0	0	0	1700	22.5	27.3	15 to 25	72.8	6	0.4

Incoming Histogram
2023 May 24 Marsworth Road

from Mon-Apr-03-2023-03-00-PM to Wed-May-24-2023-10-59-AM

Date	Starting Hr:min	<15	15 to <20	20 to <25	25 to <30	30 to <35	35 to <40	40 to <45	45 to <50	50 to <55	55 to <60	60 to <65	65 to <70	70 to <75	75 to <80	80 to <85	85 to <90	90 to <95	95 to <100	100 to >105	Total Counts	Avg Speed (MPH)	85pct Speed	10MPH Pace	% in pace	# of Speeders	% Speeders
16/04/2023	00:00	0	7	8	2	1	0	0	0	0	0	0	0	0	0	0	0	0	0	0	18	21.5	25	15 to 25	83.3	*	*
16/04/2023	01:00	0	1	4	3	0	0	0	0	0	0	0	0	0	0	0	0	0	0	0	8	23.5	28.3	20 to 30	87.5	*	*
16/04/2023	02:00	0	1	3	0	0	0	0	0	0	0	0	0	0	0	0	0	0	0	0	4	21	23.3	15 to 25	100.0	*	*
16/04/2023	03:00	1	1	2	1	0	0	0	0	0	0	0	0	0	0	0	0	0	0	0	5	20.2	25	15 to 25	60.0	*	*
16/04/2023	04:00	0	0	2	5	0	0	0	0	0	0	0	0	0	0	0	0	0	0	0	7	26	29	20 to 30	100.0	*	*
16/04/2023	05:00	0	2	2	2	2	0	0	0	0	0	0	0	0	0	0	0	0	0	0	8	24.6	32.5	15 to 25	50.0	*	*
16/04/2023	06:00	1	1	8	4	0	0	0	0	0	0	0	0	0	0	0	0	0	0	0	14	22.6	27.5	20 to 30	85.7	*	*
16/04/2023	07:00	0	2	10	6	0	0	0	0	0	0	0	0	0	0	0	0	0	0	0	18	23.5	27.5	20 to 30	88.9	*	*
16/04/2023	08:00	0	11	25	15	4	0	0	0	0	0	0	0	0	0	0	0	0	0	0	55	23.5	28.7	20 to 30	72.7	*	*
16/04/2023	09:00	3	16	45	27	3	0	0	0	0	0	0	0	0	0	0	0	0	0	0	94	23	28	20 to 30	76.6	*	*
16/04/2023	10:00	5	30	80	36	5	0	0	0	0	0	0	0	0	0	0	0	0	0	0	156	22.7	27.5	20 to 30	74.4	*	*
16/04/2023	11:00	4	34	72	34	8	0	0	0	0	0	0	0	0	0	0	0	0	0	0	152	22.8	27.8	15 to 25	69.7	*	*
16/04/2023	12:00	1	46	82	18	3	0	0	0	0	0	0	0	0	0	0	0	0	0	0	150	21.7	24.9	15 to 25	85.3	*	*
16/04/2023	13:00	0	24	54	28	2	0	0	0	0	0	0	0	0	0	0	0	0	0	0	108	22.9	27.5	20 to 30	75.9	*	*
16/04/2023	14:00	4	37	76	14	1	0	0	0	0	0	0	0	0	0	0	0	0	0	0	132	21.4	24.7	15 to 25	85.6	*	*
16/04/2023	15:00	2	22	67	32	3	0	0	0	0	0	0	0	0	0	0	0	0	0	0	126	22.9	27.5	20 to 30	78.6	*	*
16/04/2023	16:00	3	32	78	27	3	0	0	0	0	0	0	0	0	0	0	0	0	0	0	143	22.3	26.7	15 to 25	76.9	*	*
16/04/2023	17:00	1	23	55	15	3	1	0	0	0	0	0	0	0	0	0	0	0	0	0	98	22.4	26.3	15 to 25	79.6	1	1.0
16/04/2023	18:00	2	17	40	23	8	0	1	0	0	0	0	0	0	0	0	0	0	0	0	91	23.7	28.9	20 to 30	69.2	1	1.1
16/04/2023	19:00	0	6	39	17	5	0	1	0	0	0	0	0	0	0	0	0	0	0	0	68	24.3	28.8	20 to 30	82.4	1	1.5
16/04/2023	20:00	0	14	27	17	1	0	0	0	0	0	0	0	0	0	0	0	0	0	0	59	22.8	27.6	20 to 30	74.6	*	*
16/04/2023	21:00	0	4	10	6	3	1	0	0	0	0	0	0	0	0	0	0	0	0	0	24	24.6	30	20 to 30	66.7	1	4.2
16/04/2023	22:00	2	1	12	7	2	0	0	0	0	0	0	0	0	0	0	0	0	0	0	24	23.6	28.6	20 to 30	79.2	*	*
16/04/2023	23:00	0	0	3	2	1	0	0	0	0	0	0	0	0	0	0	0	0	0	0	6	25.5	30	20 to 30	83.3	*	*
24 Hr Summary		29	332	804	341	58	2	2	0	0	0	0	0	0	0	0	0	0	0	0	1568	22.7	27.5	20 to 30	73.0	4	0.3

Incoming Histogram
2023 May 24 Marsworth Road

from Mon-Apr-03-2023-03-00-PM to Wed-May-24-2023-10-59-AM

Date	Starting Hr:min	<15	15 to <20	20 to <25	25 to <30	30 to <35	35 to <40	40 to <45	45 to <50	50 to <55	55 to <60	60 to <65	65 to <70	70 to <75	75 to <80	80 to <85	85 to <90	90 to <95	95 to <100	100 to >105	Total Counts	Avg Speed (MPH)	85pct Speed	10MPH Pace	% in pace	# of Speeders	% Speeders
17/04/2023	00:00	0	0	3	0	0	0	0	0	0	0	0	0	0	0	0	0	0	0	0	3	22.3	25	15 to 25	100.0	*	*
17/04/2023	01:00	0	2	0	1	1	0	0	0	0	0	0	0	0	0	0	0	0	0	0	4	23.5	30	10 to 20	50.0	*	*
17/04/2023	02:00	0	0	2	1	0	0	0	0	0	0	0	0	0	0	0	0	0	0	0	3	23.7	30	20 to 30	100.0	*	*
17/04/2023	03:00	0	2	2	2	2	0	0	0	0	0	0	0	0	0	0	0	0	0	0	8	24.5	32.5	15 to 25	50.0	*	*
17/04/2023	04:00	0	0	4	3	0	1	0	0	0	0	0	0	0	0	0	0	0	0	0	8	25.9	30	20 to 30	87.5	1	12.5
17/04/2023	05:00	0	5	10	7	1	0	0	0	0	0	0	0	0	0	0	0	0	0	0	23	23.2	28.6	20 to 30	73.9	*	*
17/04/2023	06:00	1	4	28	24	7	1	0	0	0	0	0	0	0	0	0	0	0	0	0	65	25.1	29.6	20 to 30	80.0	1	1.5
17/04/2023	07:00	1	19	58	21	3	1	0	0	0	0	0	0	0	0	0	0	0	0	0	103	22.9	27.4	20 to 30	76.7	1	1.0
17/04/2023	08:00	4	24	76	35	4	0	0	0	0	0	0	0	0	0	0	0	0	0	0	143	22.8	27.6	20 to 30	77.6	*	*
17/04/2023	09:00	16	44	72	16	2	0	0	0	0	0	0	0	0	0	0	0	0	0	0	150	20.6	24.7	15 to 25	77.3	*	*
17/04/2023	10:00	28	39	78	20	2	0	0	0	0	0	0	0	0	0	0	0	0	0	0	167	20.3	24.8	15 to 25	70.1	*	*
17/04/2023	11:00	10	41	57	33	3	0	0	0	0	0	0	0	0	0	0	0	0	0	0	144	21.6	27.1	15 to 25	68.1	*	*
17/04/2023	12:00	19	33	48	20	3	0	0	0	0	0	0	0	0	0	0	0	0	0	0	123	20.5	26.2	15 to 25	65.9	*	*
17/04/2023	13:00	3	23	64	27	5	0	0	0	0	0	0	0	0	0	0	0	0	0	0	122	22.8	27.6	20 to 30	74.6	*	*
17/04/2023	14:00	10	36	86	35	3	0	0	0	0	0	0	0	0	0	0	0	0	0	0	170	22	26.7	15 to 25	71.8	*	*
17/04/2023	15:00	5	39	103	32	2	0	0	0	0	0	0	0	0	0	0	0	0	0	0	181	22.1	26.1	15 to 25	78.5	*	*
17/04/2023	16:00	1	53	123	32	0	0	0	0	0	0	0	0	0	0	0	0	0	0	0	209	21.9	25.2	15 to 25	84.2	*	*
17/04/2023	17:00	1	63	135	38	2	0	0	0	0	0	0	0	0	0	0	0	0	0	0	239	22	25.5	15 to 25	82.8	*	*
17/04/2023	18:00	2	18	78	48	3	0	0	0	0	0	0	0	0	0	0	0	0	0	0	149	23.5	28	20 to 30	84.6	*	*
17/04/2023	19:00	0	18	41	19	4	2	0	0	0	0	0	0	0	0	0	0	0	0	0	84	23.3	28.2	20 to 30	71.4	2	2.4
17/04/2023	20:00	1	13	28	20	2	0	0	0	0	0	0	0	0	0	0	0	0	0	0	64	23.1	28	20 to 30	75.0	*	*
17/04/2023	21:00	1	6	17	11	1	1	0	0	0	0	0	0	0	0	0	0	0	0	0	37	23.4	28.2	20 to 30	75.7	1	2.7
17/04/2023	22:00	0	4	4	7	1	0	0	0	0	0	0	0	0	0	0	0	0	0	0	16	23.8	29.3	20 to 30	68.8	*	*
17/04/2023	23:00	0	0	4	1	0	0	0	0	0	0	0	0	0	0	0	0	0	0	0	5	23	25	20 to 30	100.0	*	*
24 Hr Summary		103	486	1121	453	51	6	0	0	0	0	0	0	0	0	0	0	0	0	0	2220	22.2	27	15 to 25	72.4	6	0.3

Incoming Histogram
2023 May 24 Marsworth Road

from Mon-Apr-03-2023-03-00-PM to Wed-May-24-2023-10-59-AM

Date	Starting Hr:min	<15	15 to <20	20 to <25	25 to <30	30 to <35	35 to <40	40 to <45	45 to <50	50 to <55	55 to <60	60 to <65	65 to <70	70 to <75	75 to <80	80 to <85	85 to <90	90 to <95	95 to <100	100 to >105	Total Counts	Avg Speed (MPH)	85pct Speed	10MPH Pace	% in pace	# of Speeders	% Speeders
18/04/2023	00:00	0	1	4	1	0	1	0	0	0	0	0	0	0	0	0	0	0	0	0	7	24.3	30	15 to 25	71.4	1	14.3
18/04/2023	01:00	0	0	1	1	0	1	0	0	0	0	0	0	0	0	0	0	0	0	0	3	28.7	40	20 to 30	66.7	1	33.3
18/04/2023	02:00	0	0	4	0	0	0	0	0	0	0	0	0	0	0	0	0	0	0	0	4	22.3	23.8	15 to 25	100.0	*	*
18/04/2023	03:00	0	0	5	3	1	0	0	0	0	0	0	0	0	0	0	0	0	0	0	9	24.9	30	20 to 30	88.9	*	*
18/04/2023	04:00	0	3	4	3	1	0	0	0	0	0	0	0	0	0	0	0	0	0	0	11	23.2	28.3	15 to 25	63.6	*	*
18/04/2023	05:00	0	6	13	15	1	0	0	0	0	0	0	0	0	0	0	0	0	0	0	35	23.9	28.7	20 to 30	80.0	*	*
18/04/2023	06:00	5	4	23	18	7	4	0	0	0	0	0	0	0	0	0	0	0	0	0	61	24.9	31.4	20 to 30	67.2	4	6.6
18/04/2023	07:00	4	32	81	36	4	1	0	0	0	0	0	0	0	0	0	0	0	0	0	158	22.7	27.4	20 to 30	74.1	1	0.6
18/04/2023	08:00	35	68	118	28	2	0	0	0	0	0	0	0	0	0	0	0	0	0	0	251	20.2	24.7	15 to 25	74.1	*	*
18/04/2023	09:00	21	41	80	16	0	0	0	0	0	0	0	0	0	0	0	0	0	0	0	158	20.3	24.5	15 to 25	76.6	*	*
18/04/2023	10:00	17	21	58	34	1	0	0	0	0	0	0	0	0	0	0	0	0	0	0	131	21.6	27.2	20 to 30	70.2	*	*
18/04/2023	11:00	8	32	71	21	0	0	0	0	0	0	0	0	0	0	0	0	0	0	0	132	21.4	25.2	15 to 25	78.0	*	*
18/04/2023	12:00	22	35	74	23	3	0	0	0	0	0	0	0	0	0	0	0	0	0	0	157	20.8	25.4	15 to 25	69.4	*	*
18/04/2023	13:00	3	36	61	31	1	0	0	0	0	0	0	0	0	0	0	0	0	0	0	132	22.1	26.9	15 to 25	73.5	*	*
18/04/2023	14:00	4	40	98	27	2	0	0	0	0	0	0	0	0	0	0	0	0	0	0	171	22	25.6	15 to 25	80.7	*	*
18/04/2023	15:00	16	48	99	21	4	0	0	0	0	0	0	0	0	0	0	0	0	0	0	188	21	24.8	15 to 25	78.2	*	*
18/04/2023	16:00	10	43	116	41	3	0	0	0	0	0	0	0	0	0	0	0	0	0	0	213	22.1	26.5	15 to 25	74.6	*	*
18/04/2023	17:00	5	68	145	50	8	0	0	0	0	0	0	0	0	0	0	0	0	0	0	276	22.3	26.7	15 to 25	77.2	*	*
18/04/2023	18:00	3	21	75	29	4	1	0	0	0	0	0	0	0	0	0	0	0	0	0	133	22.9	27.4	20 to 30	78.2	1	0.8
18/04/2023	19:00	3	16	49	27	3	0	0	0	0	0	0	0	0	0	0	0	0	0	0	98	23	27.8	20 to 30	77.6	*	*
18/04/2023	20:00	1	15	21	9	2	0	0	0	0	0	0	0	0	0	0	0	0	0	0	48	22	27.2	15 to 25	75.0	*	*
18/04/2023	21:00	1	5	27	11	4	0	0	0	0	0	0	0	0	0	0	0	0	0	0	48	23.7	28.6	20 to 30	79.2	*	*
18/04/2023	22:00	1	7	14	9	0	1	0	0	0	0	0	0	0	0	0	0	0	0	0	32	22.9	27.8	20 to 30	71.9	1	3.1
18/04/2023	23:00	0	2	8	1	1	0	0	0	0	0	0	0	0	0	0	0	0	0	0	12	22.8	25	15 to 25	83.3	*	*
24 Hr Summary		159	544	1249	455	52	9	0	0	0	0	0	0	0	0	0	0	0	0	0	2468	21.9	26.6	15 to 25	72.6	9	0.4

Incoming Histogram
2023 May 24 Marsworth Road

from Mon-Apr-03-2023-03-00-PM to Wed-May-24-2023-10-59-AM

Date	Starting Hr:min	<15	15 to <20	20 to <25	25 to <30	30 to <35	35 to <40	40 to <45	45 to <50	50 to <55	55 to <60	60 to <65	65 to <70	70 to <75	75 to <80	80 to <85	85 to <90	90 to <95	95 to <100	100 to >105	Total Counts	Avg Speed (MPH)	85pct Speed	10MPH Pace	% in pace	# of Speeders	% Speeders
19/04/2023	00:00	0	1	1	1	1	0	0	0	0	0	0	0	0	0	0	0	0	0	0	4	24.5	30	15 to 25	50.0	*	*
19/04/2023	01:00	0	1	3	4	0	0	0	0	0	0	0	0	0	0	0	0	0	0	0	8	24.3	28.8	20 to 30	87.5	*	*
19/04/2023	02:00	0	1	7	5	0	0	0	0	0	0	0	0	0	0	0	0	0	0	0	13	23.9	28	20 to 30	92.3	*	*
19/04/2023	03:00	0	2	2	4	0	0	0	0	0	0	0	0	0	0	0	0	0	0	0	8	23.4	28.8	20 to 30	75.0	*	*
19/04/2023	04:00	0	2	2	1	3	1	0	0	0	0	0	0	0	0	0	0	0	0	0	9	26.6	35	15 to 25	44.4	1	11.1
19/04/2023	05:00	0	4	17	13	2	0	0	0	0	0	0	0	0	0	0	0	0	0	0	36	24.3	28.8	20 to 30	83.3	*	*
19/04/2023	06:00	0	3	30	26	7	0	1	0	0	0	0	0	0	0	0	0	0	0	0	67	25.5	29.6	20 to 30	83.6	1	1.5
19/04/2023	07:00	4	15	96	39	5	0	0	0	0	0	0	0	0	0	0	0	0	0	0	159	23.3	27.6	20 to 30	84.9	*	*
19/04/2023	08:00	12	69	117	24	5	0	0	0	0	0	0	0	0	0	0	0	0	0	0	227	21.1	24.8	15 to 25	81.9	*	*
19/04/2023	09:00	20	34	68	26	4	0	0	0	0	0	0	0	0	0	0	0	0	0	0	152	21.1	26.3	15 to 25	67.1	*	*
19/04/2023	10:00	9	18	63	31	2	0	0	0	0	0	0	0	0	0	0	0	0	0	0	123	22.4	27.4	20 to 30	76.4	*	*
19/04/2023	11:00	7	38	70	31	2	0	0	0	0	0	0	0	0	0	0	0	0	0	0	148	21.8	26.8	15 to 25	73.0	*	*
19/04/2023	12:00	4	24	59	34	5	1	0	0	0	0	0	0	0	0	0	0	0	0	0	127	23	28.1	20 to 30	73.2	1	0.8
19/04/2023	13:00	7	38	67	24	3	1	0	0	0	0	0	0	0	0	0	0	0	0	0	140	21.8	26.5	15 to 25	75.0	1	0.7
19/04/2023	14:00	17	48	66	37	5	0	0	0	0	0	0	0	0	0	0	0	0	0	0	173	21.4	27.2	15 to 25	65.9	*	*
19/04/2023	15:00	37	54	79	20	1	0	0	0	0	0	0	0	0	0	0	0	0	0	0	191	19.5	24.5	15 to 25	69.6	*	*
19/04/2023	16:00	24	59	125	42	2	0	0	0	0	0	0	0	0	0	0	0	0	0	0	252	21.3	25.7	15 to 25	73.0	*	*
19/04/2023	17:00	9	50	172	60	3	1	0	0	0	0	0	0	0	0	0	0	0	0	0	295	22.5	26.7	20 to 30	78.6	1	0.3
19/04/2023	18:00	7	58	128	38	2	0	0	0	0	0	0	0	0	0	0	0	0	0	0	233	21.8	25.7	15 to 25	79.8	*	*
19/04/2023	19:00	0	22	92	39	5	0	0	0	0	0	0	0	0	0	0	0	0	0	0	158	23.3	27.6	20 to 30	82.9	*	*
19/04/2023	20:00	1	14	52	20	3	1	0	0	0	0	0	0	0	0	0	0	0	0	0	91	23.2	27.5	20 to 30	79.1	1	1.1
19/04/2023	21:00	0	8	20	9	3	1	0	0	0	0	0	0	0	0	0	0	0	0	0	41	23.6	28.9	20 to 30	70.7	1	2.4
19/04/2023	22:00	0	6	19	10	2	1	0	0	0	0	0	0	0	0	0	0	0	0	0	38	23.8	28.5	20 to 30	76.3	1	2.6
19/04/2023	23:00	0	0	7	2	1	0	0	0	0	0	0	0	0	0	0	0	0	0	0	10	24.2	27.5	20 to 30	90.0	*	*
24 Hr Summary		158	569	1362	540	66	7	1	0	0	0	0	0	0	0	0	0	0	0	0	2703	22.1	26.9	15 to 25	71.4	8	0.3

Incoming Histogram
2023 May 24 Marsworth Road

from Mon-Apr-03-2023-03-00-PM to Wed-May-24-2023-10-59-AM

Date	Starting Hr:min	<15	15 to <20	20 to <25	25 to <30	30 to <35	35 to <40	40 to <45	45 to <50	50 to <55	55 to <60	60 to <65	65 to <70	70 to <75	75 to <80	80 to <85	85 to <90	90 to <95	95 to <100	100 to >105	Total Counts	Avg Speed (MPH)	85pct Speed	10MPH Pace	% in pace	# of Speeders	% Speeders
20/04/2023	00:00	0	0	0	2	0	1	0	0	0	0	0	0	0	0	0	0	0	0	0	3	30.7	40	20 to 30	66.7	1	33.3
20/04/2023	01:00	0	0	2	1	0	1	0	0	0	0	0	0	0	0	0	0	0	0	0	4	27	30	20 to 30	75.0	1	25.0
20/04/2023	02:00	0	0	2	1	0	0	0	0	0	0	0	0	0	0	0	0	0	0	0	3	23.7	30	20 to 30	100.0	*	*
20/04/2023	03:00	0	1	3	1	1	0	0	0	0	0	0	0	0	0	0	0	0	0	0	6	23.8	30	15 to 25	66.7	*	*
20/04/2023	04:00	0	0	6	3	1	0	0	0	0	0	0	0	0	0	0	0	0	0	0	10	24.8	28.3	20 to 30	90.0	*	*
20/04/2023	05:00	0	1	7	12	3	1	0	0	0	0	0	0	0	0	0	0	0	0	0	24	26.5	30	20 to 30	79.2	1	4.2
20/04/2023	06:00	1	8	21	23	8	1	0	0	0	0	0	0	0	0	0	0	0	0	0	62	25	30	20 to 30	71.0	1	1.6
20/04/2023	07:00	4	27	78	44	7	1	1	0	0	0	0	0	0	0	0	0	0	0	0	162	23.3	28.3	20 to 30	75.3	2	1.2
20/04/2023	08:00	18	80	116	40	3	0	0	0	0	0	0	0	0	0	0	0	0	0	0	257	21.1	25.5	15 to 25	76.3	*	*
20/04/2023	09:00	22	50	66	25	1	0	0	0	0	0	0	0	0	0	0	0	0	0	0	164	20.4	25.2	15 to 25	70.7	*	*
20/04/2023	10:00	22	41	58	30	1	1	0	0	0	0	0	0	0	0	0	0	0	0	0	153	20.8	26.5	15 to 25	64.7	1	0.7
20/04/2023	11:00	18	31	62	29	2	0	0	0	0	0	0	0	0	0	0	0	0	0	0	142	21.2	26.7	15 to 25	65.5	*	*
20/04/2023	12:00	14	35	78	31	3	0	0	0	0	0	0	0	0	0	0	0	0	0	0	161	21.6	26.6	15 to 25	70.2	*	*
20/04/2023	13:00	6	25	60	36	2	1	0	0	0	0	0	0	0	0	0	0	0	0	0	130	22.7	27.6	20 to 30	73.8	1	0.8
20/04/2023	14:00	5	37	97	48	4	0	0	0	0	0	0	0	0	0	0	0	0	0	0	191	22.7	27.4	20 to 30	75.9	*	*
20/04/2023	15:00	22	62	81	33	1	0	0	0	0	0	0	0	0	0	0	0	0	0	0	199	20.6	25.6	15 to 25	71.9	*	*
20/04/2023	16:00	18	67	130	37	3	0	0	0	0	0	0	0	0	0	0	0	0	0	0	255	21.3	25.3	15 to 25	77.3	*	*
20/04/2023	17:00	8	62	179	57	4	0	0	0	0	0	0	0	0	0	0	0	0	0	0	310	22.3	26.3	15 to 25	77.7	*	*
20/04/2023	18:00	0	32	91	52	12	1	0	1	0	0	0	0	0	0	0	0	0	0	0	189	23.8	28.7	20 to 30	75.7	2	1.1
20/04/2023	19:00	1	17	50	16	5	1	0	0	0	0	0	0	0	0	0	0	0	0	0	90	23	27.5	15 to 25	74.4	1	1.1
20/04/2023	20:00	0	10	28	13	3	1	0	0	0	0	0	0	0	0	0	0	0	0	0	55	23.5	28.5	20 to 30	74.5	1	1.8
20/04/2023	21:00	0	9	25	11	5	0	0	0	0	0	0	0	0	0	0	0	0	0	0	50	23.6	28.6	20 to 30	72.0	*	*
20/04/2023	22:00	0	7	17	6	0	0	0	0	0	0	0	0	0	0	0	0	0	0	0	30	22.2	26.7	15 to 25	80.0	*	*
20/04/2023	23:00	0	1	5	3	3	0	0	0	0	0	0	0	0	0	0	0	0	0	0	12	25.6	31.7	20 to 30	66.7	*	*
24 Hr Summary		159	603	1262	554	72	10	1	1	0	0	0	0	0	0	0	0	0	0	0	2662	22.1	27.2	15 to 25	70.1	12	0.5

Incoming Histogram
2023 May 24 Marsworth Road

from Mon-Apr-03-2023-03-00-PM to Wed-May-24-2023-10-59-AM

Date	Starting Hr:min	<15	15 to <20	20 to <25	25 to <30	30 to <35	35 to <40	40 to <45	45 to <50	50 to <55	55 to <60	60 to <65	65 to <70	70 to <75	75 to <80	80 to <85	85 to <90	90 to <95	95 to <100	100 to >105	Total Counts	Avg Speed (MPH)	85pct Speed	10MPH Pace	% in pace	# of Speeders	% Speeders
21/04/2023	00:00	0	1	3	1	0	0	0	0	0	0	0	0	0	0	0	0	0	0	0	5	22	25	15 to 25	80.0	*	*
21/04/2023	01:00	1	0	3	5	1	0	0	0	0	0	0	0	0	0	0	0	0	0	0	10	24.8	29	20 to 30	80.0	*	*
21/04/2023	02:00	0	1	1	2	0	0	0	0	0	0	0	0	0	0	0	0	0	0	0	4	23.5	27.5	20 to 30	75.0	*	*
21/04/2023	03:00	0	0	1	0	0	0	0	0	0	0	0	0	0	0	0	0	0	0	0	1	22	25	15 to 25	100.0	*	*
21/04/2023	04:00	0	0	1	1	0	0	0	0	0	0	0	0	0	0	0	0	0	0	0	2	24.5	30	20 to 30	100.0	*	*
21/04/2023	05:00	0	2	5	11	4	3	0	0	0	0	0	0	0	0	0	0	0	0	0	25	27.5	33.8	20 to 30	64.0	3	12.0
21/04/2023	06:00	1	1	21	19	7	3	0	0	0	0	0	0	0	0	0	0	0	0	0	52	26.1	31.4	20 to 30	76.9	3	5.8
21/04/2023	07:00	7	20	73	40	5	0	0	0	0	0	0	0	0	0	0	0	0	0	0	145	23	27.9	20 to 30	77.9	*	*
21/04/2023	08:00	43	59	79	26	3	0	0	0	0	0	0	0	0	0	0	0	0	0	0	210	19.6	24.8	15 to 25	65.7	*	*
21/04/2023	09:00	32	44	64	10	1	0	0	0	0	0	0	0	0	0	0	0	0	0	0	151	19.1	24.1	15 to 25	71.5	*	*
21/04/2023	10:00	19	36	76	19	3	0	0	0	0	0	0	0	0	0	0	0	0	0	0	153	20.8	24.9	15 to 25	73.2	*	*
21/04/2023	11:00	7	48	87	26	3	0	0	0	0	0	0	0	0	0	0	0	0	0	0	171	21.6	25.6	15 to 25	78.9	*	*
21/04/2023	12:00	11	34	64	29	6	0	0	0	0	0	0	0	0	0	0	0	0	0	0	144	22	27.2	15 to 25	68.1	*	*
21/04/2023	13:00	10	26	58	21	3	0	0	0	0	0	0	0	0	0	0	0	0	0	0	118	21.6	26.4	15 to 25	71.2	*	*
21/04/2023	14:00	16	46	72	31	5	0	0	0	0	0	0	0	0	0	0	0	0	0	0	170	21.4	26.6	15 to 25	69.4	*	*
21/04/2023	15:00	30	60	105	16	2	0	0	0	0	0	0	0	0	0	0	0	0	0	0	213	19.9	24.3	15 to 25	77.5	*	*
21/04/2023	16:00	5	40	116	65	5	0	1	0	0	0	0	0	0	0	0	0	0	0	0	232	23.1	27.8	20 to 30	78.0	1	0.4
21/04/2023	17:00	2	30	114	56	6	0	0	0	0	0	0	0	0	0	0	0	0	0	0	208	23.3	27.8	20 to 30	81.7	*	*
21/04/2023	18:00	1	34	82	35	2	0	0	0	0	0	0	0	0	0	0	0	0	0	0	154	22.6	27	20 to 30	76.0	*	*
21/04/2023	19:00	4	20	58	29	2	0	0	0	0	0	0	0	0	0	0	0	0	0	0	113	22.7	27.4	20 to 30	77.0	*	*
21/04/2023	20:00	0	12	41	26	5	1	0	0	0	0	0	0	0	0	0	0	0	0	0	85	24	28.7	20 to 30	78.8	1	1.2
21/04/2023	21:00	2	6	14	10	4	0	0	0	0	0	0	0	0	0	0	0	0	0	0	36	23.5	29.5	20 to 30	66.7	*	*
21/04/2023	22:00	0	5	20	6	0	0	0	0	0	0	0	0	0	0	0	0	0	0	0	31	22.5	25.8	20 to 30	83.9	*	*
21/04/2023	23:00	0	3	4	4	0	0	0	0	0	0	0	0	0	0	0	0	0	0	0	11	22.6	27.5	20 to 30	72.7	*	*
24 Hr Summary		191	528	1162	488	67	7	1	0	0	0	0	0	0	0	0	0	0	0	0	2444	21.9	27	15 to 25	69.1	8	0.3

Incoming Histogram
2023 May 24 Marsworth Road

from Mon-Apr-03-2023-03-00-PM to Wed-May-24-2023-10-59-AM

Date	Starting Hr:min	<15	15 to <20	20 to <25	25 to <30	30 to <35	35 to <40	40 to <45	45 to <50	50 to <55	55 to <60	60 to <65	65 to <70	70 to <75	75 to <80	80 to <85	85 to <90	90 to <95	95 to <100	100 to >105	Total Counts	Avg Speed (MPH)	85pct Speed	10MPH Pace	% in pace	# of Speeders	% Speeders
22/04/2023	00:00	0	2	15	3	0	0	0	0	0	0	0	0	0	0	0	0	0	0	0	20	22.6	25	20 to 30	90.0	*	*
22/04/2023	01:00	0	0	1	2	3	0	0	0	0	0	0	0	0	0	0	0	0	0	0	6	28.7	33.3	25 to 35	83.3	*	*
22/04/2023	02:00	0	0	4	2	0	0	0	0	0	0	0	0	0	0	0	0	0	0	0	6	23.8	27.5	20 to 30	100.0	*	*
22/04/2023	03:00	0	0	1	1	2	0	0	0	0	0	0	0	0	0	0	0	0	0	0	4	28.5	32.5	25 to 35	75.0	*	*
22/04/2023	04:00	0	1	1	0	1	0	0	0	0	0	0	0	0	0	0	0	0	0	0	3	23.7	35	15 to 25	66.7	*	*
22/04/2023	05:00	0	0	9	2	4	1	0	0	0	0	0	0	0	0	0	0	0	0	0	16	26.4	33.8	20 to 30	68.8	1	6.3
22/04/2023	06:00	0	1	6	5	0	1	0	0	0	0	0	0	0	0	0	0	0	0	0	13	25	29	20 to 30	84.6	1	7.7
22/04/2023	07:00	1	5	17	16	5	0	0	0	0	0	0	0	0	0	0	0	0	0	0	44	24.5	29.4	20 to 30	75.0	*	*
22/04/2023	08:00	0	7	42	28	7	0	1	0	0	0	0	0	0	0	0	0	0	0	0	85	24.7	29.1	20 to 30	82.4	1	1.2
22/04/2023	09:00	5	21	55	36	6	0	0	0	0	0	0	0	0	0	0	0	0	0	0	123	23.2	28.3	20 to 30	74.0	*	*
22/04/2023	10:00	2	29	98	43	4	0	0	0	0	0	0	0	0	0	0	0	0	0	0	176	23	27.4	20 to 30	80.1	*	*
22/04/2023	11:00	1	29	72	30	6	0	0	0	0	0	0	0	0	0	0	0	0	0	0	138	22.9	27.5	20 to 30	73.9	*	*
22/04/2023	12:00	1	37	93	39	8	1	0	0	0	0	0	0	0	0	0	0	0	0	0	179	23	27.7	20 to 30	73.7	1	0.6
22/04/2023	13:00	1	25	88	37	4	0	0	0	0	0	0	0	0	0	0	0	0	0	0	155	23.1	27.4	20 to 30	80.6	*	*
22/04/2023	14:00	4	28	78	21	3	0	0	0	0	0	0	0	0	0	0	0	0	0	0	134	22.1	26	15 to 25	79.1	*	*
22/04/2023	15:00	4	25	63	31	6	0	0	0	0	0	0	0	0	0	0	0	0	0	0	129	22.9	27.9	20 to 30	72.9	*	*
22/04/2023	16:00	3	33	75	26	3	0	0	0	0	0	0	0	0	0	0	0	0	0	0	140	22.2	26.5	15 to 25	77.1	*	*
22/04/2023	17:00	3	24	53	38	2	0	0	0	0	0	0	0	0	0	0	0	0	0	0	120	23	27.9	20 to 30	75.8	*	*
22/04/2023	18:00	0	19	50	28	6	0	0	0	0	0	0	0	0	0	0	0	0	0	0	103	23.5	28.4	20 to 30	75.7	*	*
22/04/2023	19:00	0	13	53	22	6	0	0	0	0	0	0	0	0	0	0	0	0	0	0	94	23.6	28.2	20 to 30	79.8	*	*
22/04/2023	20:00	1	16	32	13	3	1	0	0	0	0	0	0	0	0	0	0	0	0	0	66	22.7	27.7	15 to 25	72.7	1	1.5
22/04/2023	21:00	0	7	19	12	2	0	0	0	0	0	0	0	0	0	0	0	0	0	0	40	23.5	28.3	20 to 30	77.5	*	*
22/04/2023	22:00	1	4	18	8	2	0	0	0	0	0	0	0	0	0	0	0	0	0	0	33	23.4	28.1	20 to 30	78.8	*	*
22/04/2023	23:00	0	2	8	4	0	0	0	0	0	0	0	0	0	0	0	0	0	0	0	14	23.1	27.5	20 to 30	85.7	*	*
24 Hr Summary		27	328	951	447	83	4	1	0	0	0	0	0	0	0	0	0	0	0	0	1841	23.1	27.9	20 to 30	75.9	5	0.3

Incoming Histogram
2023 May 24 Marsworth Road

from Mon-Apr-03-2023-03-00-PM to Wed-May-24-2023-10-59-AM

Date	Starting Hr:min	<15	15 to <20	20 to <25	25 to <30	30 to <35	35 to <40	40 to <45	45 to <50	50 to <55	55 to <60	60 to <65	65 to <70	70 to <75	75 to <80	80 to <85	85 to <90	90 to <95	95 to <100	100 to >105	Total Counts	Avg Speed (MPH)	85pct Speed	10MPH Pace	% in pace	# of Speeders	% Speeders
23/04/2023	00:00	0	3	9	1	3	0	0	0	0	0	0	0	0	0	0	0	0	0	0	16	23.5	31.7	15 to 25	75.0	*	*
23/04/2023	01:00	0	2	7	1	0	1	0	0	0	0	0	0	0	0	0	0	0	0	0	11	23.2	25	15 to 25	81.8	1	9.1
23/04/2023	02:00	0	0	1	0	0	0	0	0	0	0	0	0	0	0	0	0	0	0	0	1	22	25	15 to 25	100.0	*	*
23/04/2023	03:00	0	0	1	2	0	0	0	0	0	0	0	0	0	0	0	0	0	0	0	3	25.3	30	20 to 30	100.0	*	*
23/04/2023	04:00	0	1	3	1	1	0	0	0	0	0	0	0	0	0	0	0	0	0	0	6	23.8	30	15 to 25	66.7	*	*
23/04/2023	05:00	0	1	6	2	2	0	0	0	0	0	0	0	0	0	0	0	0	0	0	11	24.5	30	20 to 30	72.7	*	*
23/04/2023	06:00	0	1	10	2	0	1	0	0	0	0	0	0	0	0	0	0	0	0	0	14	23.6	27.5	20 to 30	85.7	1	7.1
23/04/2023	07:00	0	3	14	11	4	0	0	0	0	0	0	0	0	0	0	0	0	0	0	32	24.9	29.5	20 to 30	78.1	*	*
23/04/2023	08:00	2	5	40	11	3	0	0	0	0	0	0	0	0	0	0	0	0	0	0	61	23.1	27.3	20 to 30	83.6	*	*
23/04/2023	09:00	3	10	51	29	2	0	0	0	0	0	0	0	0	0	0	0	0	0	0	95	23.3	27.9	20 to 30	84.2	*	*
23/04/2023	10:00	1	14	56	31	5	0	0	0	0	0	0	0	0	0	0	0	0	0	0	107	23.6	28.2	20 to 30	81.3	*	*
23/04/2023	11:00	4	38	74	34	3	1	0	0	0	0	0	0	0	0	0	0	0	0	0	154	22.3	27.2	15 to 25	72.7	1	0.6
23/04/2023	12:00	1	25	96	26	1	0	0	0	0	0	0	0	0	0	0	0	0	0	0	149	22.5	26	20 to 30	81.9	*	*
23/04/2023	13:00	0	30	68	27	4	0	0	0	0	0	0	0	0	0	0	0	0	0	0	129	22.7	27.2	15 to 25	76.0	*	*
23/04/2023	14:00	1	26	70	20	3	0	0	0	0	0	0	0	0	0	0	0	0	0	0	120	22.4	26.2	15 to 25	80.0	*	*
23/04/2023	15:00	2	22	83	28	7	0	0	0	0	0	0	0	0	0	0	0	0	0	0	142	23	27.5	20 to 30	78.2	*	*
23/04/2023	16:00	1	34	73	24	6	0	0	0	0	0	0	0	0	0	0	0	0	0	0	138	22.5	26.9	15 to 25	77.5	*	*
23/04/2023	17:00	0	22	57	29	4	0	0	0	0	0	0	0	0	0	0	0	0	0	0	112	23.1	27.8	20 to 30	76.8	*	*
23/04/2023	18:00	1	11	36	17	5	0	0	0	0	0	0	0	0	0	0	0	0	0	0	70	23.4	28.5	20 to 30	75.7	*	*
23/04/2023	19:00	1	5	20	18	2	0	0	0	0	0	0	0	0	0	0	0	0	0	0	46	24	28.6	20 to 30	82.6	*	*
23/04/2023	20:00	0	5	15	7	2	0	0	0	0	0	0	0	0	0	0	0	0	0	0	29	23.4	28.6	20 to 30	75.9	*	*
23/04/2023	21:00	1	3	18	11	4	0	0	0	0	0	0	0	0	0	0	0	0	0	0	37	24.3	29.1	20 to 30	78.4	*	*
23/04/2023	22:00	0	3	8	9	2	0	0	0	0	0	0	0	0	0	0	0	0	0	0	22	24.7	29.4	20 to 30	77.3	*	*
23/04/2023	23:00	0	1	3	0	0	1	0	0	0	0	0	0	0	0	0	0	0	0	0	5	24	25	15 to 25	80.0	1	20.0
24 Hr Summary		18	265	819	341	63	4	0	0	0	0	0	0	0	0	0	0	0	0	0	1510	23	27.7	20 to 30	76.8	4	0.3

Incoming Histogram
2023 May 24 Marsworth Road

from Mon-Apr-03-2023-03-00-PM to Wed-May-24-2023-10-59-AM

Date	Starting Hr:min	<15	15 to <20	20 to <25	25 to <30	30 to <35	35 to <40	40 to <45	45 to <50	50 to <55	55 to <60	60 to <65	65 to <70	70 to <75	75 to <80	80 to <85	85 to <90	90 to <95	95 to <100	100 to >105	Total Counts	Avg Speed (MPH)	85pct Speed	10MPH Pace	% in pace	# of Speeders	% Speeders
24/04/2023	00:00	0	0	1	1	0	0	0	0	0	0	0	0	0	0	0	0	0	0	0	2	24.5	30	20 to 30	100.0	*	*
24/04/2023	01:00	0	1	1	2	1	0	0	0	0	0	0	0	0	0	0	0	0	0	0	5	25.2	30	20 to 30	60.0	*	*
24/04/2023	02:00	0	0	2	0	1	0	0	0	0	0	0	0	0	0	0	0	0	0	0	3	25.7	35	15 to 25	66.7	*	*
24/04/2023	03:00	0	0	1	1	0	0	0	0	0	0	0	0	0	0	0	0	0	0	0	2	24.5	30	20 to 30	100.0	*	*
24/04/2023	04:00	0	2	7	2	0	0	0	0	0	0	0	0	0	0	0	0	0	0	0	11	22.3	25	15 to 25	81.8	*	*
24/04/2023	05:00	0	1	13	11	5	0	0	0	0	0	0	0	0	0	0	0	0	0	0	30	25.7	31	20 to 30	80.0	*	*
24/04/2023	06:00	3	6	21	21	11	0	0	0	0	0	0	0	0	0	0	0	0	0	0	62	24.9	30.9	20 to 30	67.7	*	*
24/04/2023	07:00	1	21	87	44	2	0	0	0	0	0	0	0	0	0	0	0	0	0	0	155	23.3	27.6	20 to 30	84.5	*	*
24/04/2023	08:00	12	64	113	31	3	0	0	0	0	0	0	0	0	0	0	0	0	0	0	223	21.3	25.2	15 to 25	79.4	*	*
24/04/2023	09:00	20	32	66	26	2	0	0	0	0	0	0	0	0	0	0	0	0	0	0	146	21	26.2	15 to 25	67.1	*	*
24/04/2023	10:00	32	43	67	17	2	0	0	0	0	0	0	0	0	0	0	0	0	0	0	161	19.6	24.6	15 to 25	68.3	*	*
24/04/2023	11:00	8	43	72	17	1	0	0	0	0	0	0	0	0	0	0	0	0	0	0	141	21	24.8	15 to 25	81.6	*	*
24/04/2023	12:00	18	42	51	25	3	0	0	0	0	0	0	0	0	0	0	0	0	0	0	139	20.7	26.4	15 to 25	66.9	*	*
24/04/2023	13:00	4	24	63	31	4	1	0	0	0	0	0	0	0	0	0	0	0	0	0	127	22.9	27.7	20 to 30	74.0	1	0.8
24/04/2023	14:00	4	42	87	26	0	0	0	0	0	0	0	0	0	0	0	0	0	0	0	159	21.7	25.4	15 to 25	81.1	*	*
24/04/2023	15:00	21	58	95	29	2	0	0	0	0	0	0	0	0	0	0	0	0	0	0	205	20.8	25	15 to 25	74.6	*	*
24/04/2023	16:00	12	46	104	43	4	0	0	0	0	0	0	0	0	0	0	0	0	0	0	209	22	26.9	15 to 25	71.8	*	*
24/04/2023	17:00	3	36	109	43	4	0	0	0	0	0	0	0	0	0	0	0	0	0	0	195	22.7	27.1	20 to 30	77.9	*	*
24/04/2023	18:00	0	27	63	38	4	0	0	0	0	0	0	0	0	0	0	0	0	0	0	132	23.2	27.9	20 to 30	76.5	*	*
24/04/2023	19:00	1	5	33	28	5	0	0	0	0	0	0	0	0	0	0	0	0	0	0	72	24.6	28.9	20 to 30	84.7	*	*
24/04/2023	20:00	0	17	36	16	3	0	1	0	0	0	0	0	0	0	0	0	0	0	0	73	23.1	27.8	15 to 25	72.6	1	1.4
24/04/2023	21:00	0	7	19	7	0	0	1	0	0	0	0	0	0	0	0	0	0	0	0	34	23	27.1	15 to 25	76.5	1	2.9
24/04/2023	22:00	0	3	15	8	0	0	0	0	0	0	0	0	0	0	0	0	0	0	0	26	23.3	27.5	20 to 30	88.5	*	*
24/04/2023	23:00	0	1	0	0	1	0	0	0	0	0	0	0	0	0	0	0	0	0	0	2	24.5	35	10 to 20	50.0	*	*
24 Hr Summary		139	521	1126	467	58	1	2	0	0	0	0	0	0	0	0	0	0	0	0	2314	22	26.9	15 to 25	71.2	3	0.1

Incoming Histogram
2023 May 24 Marsworth Road

from Mon-Apr-03-2023-03-00-PM to Wed-May-24-2023-10-59-AM

Date	Starting Hr:min	<15	15 to <20	20 to <25	25 to <30	30 to <35	35 to <40	40 to <45	45 to <50	50 to <55	55 to <60	60 to <65	65 to <70	70 to <75	75 to <80	80 to <85	85 to <90	90 to <95	95 to <100	100 to >105	Total Counts	Avg Speed (MPH)	85pct Speed	10MPH Pace	% in pace	# of Speeders	% Speeders
25/04/2023	00:00	0	1	4	0	0	0	0	0	0	0	0	0	0	0	0	0	0	0	0	5	21.4	23.8	15 to 25	100.0	*	*
25/04/2023	01:00	0	0	1	1	1	0	0	0	0	0	0	0	0	0	0	0	0	0	0	3	27	35	20 to 30	66.7	*	*
25/04/2023	02:00	0	1	0	2	0	0	0	0	0	0	0	0	0	0	0	0	0	0	0	3	24	30	20 to 30	66.7	*	*
25/04/2023	03:00	0	0	6	4	0	0	0	0	0	0	0	0	0	0	0	0	0	0	0	10	24.3	27.5	20 to 30	100.0	*	*
25/04/2023	04:00	0	0	6	1	1	1	0	0	0	0	0	0	0	0	0	0	0	0	0	9	25.6	35	20 to 30	77.8	1	11.1
25/04/2023	05:00	0	1	14	8	1	1	0	0	0	0	0	0	0	0	0	0	0	0	0	25	24.8	28.8	20 to 30	88.0	1	4.0
25/04/2023	06:00	0	11	27	33	5	1	0	0	0	0	0	0	0	0	0	0	0	0	0	77	24.7	29.1	20 to 30	77.9	1	1.3
25/04/2023	07:00	1	18	93	39	4	0	0	0	0	0	0	0	0	0	0	0	0	0	0	155	23.3	27.6	20 to 30	85.2	*	*
25/04/2023	08:00	12	42	140	52	7	0	0	0	0	0	0	0	0	0	0	0	0	0	0	253	22.5	27	20 to 30	75.9	*	*
25/04/2023	09:00	15	47	51	31	1	0	0	0	0	0	0	0	0	0	0	0	0	0	0	145	20.8	26.6	15 to 25	67.6	*	*
25/04/2023	10:00	17	28	70	23	0	0	0	0	0	0	0	0	0	0	0	0	0	0	0	138	20.9	25.4	15 to 25	71.0	*	*
25/04/2023	11:00	9	40	71	21	4	0	0	0	0	0	0	0	0	0	0	0	0	0	0	145	21.5	25.7	15 to 25	76.6	*	*
25/04/2023	12:00	11	20	58	20	3	0	0	0	0	0	0	0	0	0	0	0	0	0	0	112	21.7	26.5	15 to 25	69.6	*	*
25/04/2023	13:00	4	25	64	27	2	0	0	0	0	0	0	0	0	0	0	0	0	0	0	122	22.4	27	20 to 30	74.6	*	*
25/04/2023	14:00	6	42	68	32	6	0	0	0	0	0	0	0	0	0	0	0	0	0	0	154	22.1	27.3	15 to 25	71.4	*	*
25/04/2023	15:00	9	64	74	30	3	1	0	0	0	0	0	0	0	0	0	0	0	0	0	181	21.3	26.2	15 to 25	76.2	1	0.6
25/04/2023	16:00	39	89	127	34	5	0	0	0	0	0	0	0	0	0	0	0	0	0	0	294	20.3	24.8	15 to 25	73.5	*	*
25/04/2023	17:00	23	65	134	39	5	0	0	0	0	0	0	0	0	0	0	0	0	0	0	266	21.3	25.5	15 to 25	74.8	*	*
25/04/2023	18:00	4	20	80	49	4	1	0	0	0	0	0	0	0	0	0	0	0	0	0	158	23.4	28.1	20 to 30	81.6	1	0.6
25/04/2023	19:00	5	18	49	27	8	0	0	0	0	0	0	0	0	0	0	0	0	0	0	107	23.1	28.5	20 to 30	71.0	*	*
25/04/2023	20:00	1	11	28	19	1	0	0	0	0	0	0	0	0	0	0	0	0	0	0	60	23.1	27.9	20 to 30	78.3	*	*
25/04/2023	21:00	0	8	25	12	1	0	0	0	0	0	0	0	0	0	0	0	0	0	0	46	23.1	27.5	20 to 30	80.4	*	*
25/04/2023	22:00	0	14	15	9	1	0	0	0	0	0	0	0	0	0	0	0	0	0	0	39	22	27.2	15 to 25	74.4	*	*
25/04/2023	23:00	1	3	7	4	2	0	0	0	0	0	0	0	0	0	0	0	0	0	0	17	23.1	28.8	20 to 30	64.7	*	*
24 Hr Summary		157	568	1212	517	65	5	0	0	0	0	0	0	0	0	0	0	0	0	0	2524	22	27	15 to 25	70.5	5	0.2

Incoming Histogram
2023 May 24 Marsworth Road

from Mon-Apr-03-2023-03-00-PM to Wed-May-24-2023-10-59-AM

Date	Starting Hr:min	<15	15 to <20	20 to <25	25 to <30	30 to <35	35 to <40	40 to <45	45 to <50	50 to <55	55 to <60	60 to <65	65 to <70	70 to <75	75 to <80	80 to <85	85 to <90	90 to <95	95 to <100	100 to >105	Total Counts	Avg Speed (MPH)	85pct Speed	10MPH Pace	% in pace	# of Speeders	% Speeders
26/04/2023	00:00	0	0	2	2	0	1	0	0	0	0	0	0	0	0	0	0	0	0	0	5	27.2	30	20 to 30	80.0	1	20.0
26/04/2023	01:00	0	0	2	0	0	1	0	0	0	0	0	0	0	0	0	0	0	0	0	3	27.3	40	15 to 25	66.7	1	33.3
26/04/2023	02:00	0	1	2	1	1	0	0	0	0	0	0	0	0	0	0	0	0	0	0	5	24.2	30	15 to 25	60.0	*	*
26/04/2023	03:00	0	1	4	5	0	0	0	0	0	0	0	0	0	0	0	0	0	0	0	10	24.3	28	20 to 30	90.0	*	*
26/04/2023	04:00	0	0	0	2	0	2	0	0	0	0	0	0	0	0	0	0	0	0	0	4	32.5	37.5	20 to 30	50.0	2	50.0
26/04/2023	05:00	1	1	10	11	5	1	0	0	0	0	0	0	0	0	0	0	0	0	0	29	25.9	32	20 to 30	72.4	1	3.4
26/04/2023	06:00	1	9	23	29	6	2	0	0	0	0	0	0	0	0	0	0	0	0	0	70	25	29.7	20 to 30	74.3	2	2.9
26/04/2023	07:00	6	26	88	38	5	1	0	0	0	0	0	0	0	0	0	0	0	0	0	164	22.8	27.5	20 to 30	76.8	1	0.6
26/04/2023	08:00	8	66	115	40	4	0	0	0	0	0	0	0	0	0	0	0	0	0	0	233	21.8	26.1	15 to 25	77.7	*	*
26/04/2023	09:00	11	45	58	35	4	0	0	0	0	0	0	0	0	0	0	0	0	0	0	153	21.6	27.3	15 to 25	67.3	*	*
26/04/2023	10:00	21	42	59	14	0	0	0	0	0	0	0	0	0	0	0	0	0	0	0	136	19.8	24.5	15 to 25	74.3	*	*
26/04/2023	11:00	12	27	73	28	2	0	0	0	0	0	0	0	0	0	0	0	0	0	0	142	21.7	26.6	20 to 30	71.1	*	*
26/04/2023	12:00	16	40	76	17	2	0	0	0	0	0	0	0	0	0	0	0	0	0	0	151	20.7	24.7	15 to 25	76.8	*	*
26/04/2023	13:00	12	32	79	28	0	0	0	0	0	0	0	0	0	0	0	0	0	0	0	151	21.5	25.9	15 to 25	73.5	*	*
26/04/2023	14:00	23	35	83	41	0	0	0	0	0	0	0	0	0	0	0	0	0	0	0	182	21.3	26.7	20 to 30	68.1	*	*
26/04/2023	15:00	19	44	88	34	0	1	0	0	0	0	0	0	0	0	0	0	0	0	0	186	21.2	26	15 to 25	71.0	1	0.5
26/04/2023	16:00	9	54	124	46	3	0	0	0	0	0	0	0	0	0	0	0	0	0	0	236	22.1	26.5	15 to 25	75.4	*	*
26/04/2023	17:00	7	58	142	49	4	0	0	0	0	0	0	0	0	0	0	0	0	0	0	260	22.2	26.4	15 to 25	76.9	*	*
26/04/2023	18:00	4	24	82	43	5	2	0	0	0	0	0	0	0	0	0	0	0	0	0	160	23.3	28	20 to 30	78.1	2	1.3
26/04/2023	19:00	3	8	52	17	3	0	0	0	0	0	0	0	0	0	0	0	0	0	0	83	23	27.4	20 to 30	83.1	*	*
26/04/2023	20:00	0	7	29	12	7	0	0	0	0	0	0	0	0	0	0	0	0	0	0	55	24.2	29.6	20 to 30	74.5	*	*
26/04/2023	21:00	0	6	16	13	1	0	0	0	0	0	0	0	0	0	0	0	0	0	0	36	23.6	28.5	20 to 30	80.6	*	*
26/04/2023	22:00	1	4	15	6	1	1	0	0	0	0	0	0	0	0	0	0	0	0	0	28	23.3	28.3	20 to 30	75.0	1	3.6
26/04/2023	23:00	0	2	6	4	3	0	0	0	0	0	0	0	0	0	0	0	0	0	0	15	24.9	31.7	20 to 30	66.7	*	*
24 Hr Summary		154	532	1228	515	56	12	0	0	0	0	0	0	0	0	0	0	0	0	0	2497	22.1	27	15 to 25	70.5	12	0.5

Incoming Histogram
2023 May 24 Marsworth Road

from Mon-Apr-03-2023-03-00-PM to Wed-May-24-2023-10-59-AM

Date	Starting Hr:min	<15	15 to <20	20 to <25	25 to <30	30 to <35	35 to <40	40 to <45	45 to <50	50 to <55	55 to <60	60 to <65	65 to <70	70 to <75	75 to <80	80 to <85	85 to <90	90 to <95	95 to <100	100 to >105	Total Counts	Avg Speed (MPH)	85pct Speed	10MPH Pace	% in pace	# of Speeders	% Speeders
27/04/2023	00:00	0	2	2	2	0	0	0	0	0	0	0	0	0	0	0	0	0	0	0	6	22.2	27.5	15 to 25	66.7	*	*
27/04/2023	01:00	0	2	2	1	2	0	0	0	0	0	0	0	0	0	0	0	0	0	0	7	24.3	32.5	15 to 25	57.1	*	*
27/04/2023	02:00	0	0	3	1	0	0	0	0	0	0	0	0	0	0	0	0	0	0	0	4	23.5	25	20 to 30	100.0	*	*
27/04/2023	03:00	0	1	8	5	2	0	0	0	0	0	0	0	0	0	0	0	0	0	0	16	24.7	30	20 to 30	81.3	*	*
27/04/2023	04:00	0	1	4	2	1	1	0	0	0	0	0	0	0	0	0	0	0	0	0	9	25.4	35	20 to 30	66.7	1	11.1
27/04/2023	05:00	0	4	17	21	2	0	0	0	0	0	0	0	0	0	0	0	0	0	0	44	24.8	28.8	20 to 30	86.4	*	*
27/04/2023	06:00	4	9	18	24	7	0	0	0	0	0	0	0	0	0	0	0	0	0	0	62	24	29.6	20 to 30	67.7	*	*
27/04/2023	07:00	2	28	81	32	3	0	0	0	0	0	0	0	0	0	0	0	0	0	0	146	22.7	27	20 to 30	77.4	*	*
27/04/2023	08:00	15	60	101	39	1	0	0	0	0	0	0	0	0	0	0	0	0	0	0	216	21.3	26	15 to 25	74.5	*	*
27/04/2023	09:00	15	25	70	21	2	0	0	0	0	0	0	0	0	0	0	0	0	0	0	133	21.2	25.7	15 to 25	71.4	*	*
27/04/2023	10:00	22	37	56	17	2	0	0	0	0	0	0	0	0	0	0	0	0	0	0	134	20.2	24.9	15 to 25	69.4	*	*
27/04/2023	11:00	14	40	95	29	1	0	0	0	0	0	0	0	0	0	0	0	0	0	0	179	21.4	25.5	15 to 25	75.4	*	*
27/04/2023	12:00	5	23	66	19	3	0	0	0	0	0	0	0	0	0	0	0	0	0	0	116	22.1	26.3	15 to 25	76.7	*	*
27/04/2023	13:00	7	40	70	19	2	1	0	0	0	0	0	0	0	0	0	0	0	0	0	139	21.4	25.3	15 to 25	79.1	1	0.7
27/04/2023	14:00	23	42	83	27	2	0	0	0	0	0	0	0	0	0	0	0	0	0	0	177	20.8	25.4	15 to 25	70.6	*	*
27/04/2023	15:00	25	39	66	20	3	0	0	0	0	0	0	0	0	0	0	0	0	0	0	153	20.3	25	15 to 25	68.6	*	*
27/04/2023	16:00	12	67	120	40	2	0	0	0	0	0	0	0	0	0	0	0	0	0	0	241	21.5	25.8	15 to 25	77.6	*	*
27/04/2023	17:00	20	53	108	28	3	0	0	0	0	0	0	0	0	0	0	0	0	0	0	212	21.1	25	15 to 25	75.9	*	*
27/04/2023	18:00	9	29	85	39	2	0	0	0	0	0	0	0	0	0	0	0	0	0	0	164	22.3	27.1	20 to 30	75.6	*	*
27/04/2023	19:00	0	11	38	25	3	1	1	0	0	0	0	0	0	0	0	0	0	0	0	79	24.2	28.6	20 to 30	79.7	2	2.5
27/04/2023	20:00	0	4	18	22	2	1	0	0	0	0	0	0	0	0	0	0	0	0	0	47	25.1	29.1	20 to 30	85.1	1	2.1
27/04/2023	21:00	1	9	21	6	2	1	0	0	0	0	0	0	0	0	0	0	0	0	0	40	22.6	27.5	15 to 25	75.0	1	2.5
27/04/2023	22:00	1	4	17	8	1	0	0	0	0	0	0	0	0	0	0	0	0	0	0	31	23	27.5	20 to 30	80.6	*	*
27/04/2023	23:00	0	0	5	5	3	1	0	0	0	0	0	0	0	0	0	0	0	0	0	14	27.2	33.3	20 to 30	71.4	1	7.1
24 Hr Summary		175	530	1154	452	51	6	1	0	0	0	0	0	0	0	0	0	0	0	0	2369	21.8	26.7	15 to 25	71.1	7	0.3

Incoming Histogram
2023 May 24 Marsworth Road

from Mon-Apr-03-2023-03-00-PM to Wed-May-24-2023-10-59-AM

Date	Starting Hr:min	<15	15 to <20	20 to <25	25 to <30	30 to <35	35 to <40	40 to <45	45 to <50	50 to <55	55 to <60	60 to <65	65 to <70	70 to <75	75 to <80	80 to <85	85 to <90	90 to <95	95 to <100	100 to >105	Total Counts	Avg Speed (MPH)	85pct Speed	10MPH Pace	% in pace	# of Speeders	% Speeders
28/04/2023	00:00	0	2	1	2	0	0	0	0	0	0	0	0	0	0	0	0	0	0	0	5	22	27.5	15 to 25	60.0	*	*
28/04/2023	01:00	0	0	1	0	0	0	0	0	0	0	0	0	0	0	0	0	0	0	0	1	22	25	15 to 25	100.0	*	*
28/04/2023	02:00	0	2	2	3	1	0	0	0	0	0	0	0	0	0	0	0	0	0	0	8	24.1	30	20 to 30	62.5	*	*
28/04/2023	03:00	0	2	2	1	0	0	0	0	0	0	0	0	0	0	0	0	0	0	0	5	21.2	25	15 to 25	80.0	*	*
28/04/2023	04:00	0	0	6	12	1	0	0	0	0	0	0	0	0	0	0	0	0	0	0	19	26.1	29.2	20 to 30	94.7	*	*
28/04/2023	05:00	0	5	13	10	8	0	0	0	0	0	0	0	0	0	0	0	0	0	0	36	25.3	31.9	20 to 30	63.9	*	*
28/04/2023	06:00	1	2	31	23	5	1	0	0	0	0	0	0	0	0	0	0	0	0	0	63	25	29.3	20 to 30	85.7	1	1.6
28/04/2023	07:00	0	28	73	32	6	0	0	0	0	0	0	0	0	0	0	0	0	0	0	139	23	27.7	20 to 30	75.5	*	*
28/04/2023	08:00	9	40	107	45	1	0	0	0	0	0	0	0	0	0	0	0	0	0	0	202	22.2	26.8	20 to 30	75.2	*	*
28/04/2023	09:00	5	15	40	12	2	0	0	0	0	0	0	0	0	0	0	0	0	0	0	74	21.8	26.2	15 to 25	74.3	*	*
28/04/2023	10:00	6	40	73	24	3	0	0	0	0	0	0	0	0	0	0	0	0	0	0	146	21.7	26	15 to 25	77.4	*	*
28/04/2023	11:00	9	29	92	42	2	0	0	0	0	0	0	0	0	0	0	0	0	0	0	174	22.4	27.1	20 to 30	77.0	*	*
28/04/2023	12:00	9	36	78	31	1	0	0	0	0	0	0	0	0	0	0	0	0	0	0	155	21.8	26.5	15 to 25	73.5	*	*
28/04/2023	13:00	3	29	73	42	5	0	0	0	0	0	0	0	0	0	0	0	0	0	0	152	23	27.9	20 to 30	75.7	*	*
28/04/2023	14:00	4	31	78	31	2	0	0	0	0	0	0	0	0	0	0	0	0	0	0	146	22.3	26.8	15 to 25	74.7	*	*
28/04/2023	15:00	17	57	106	11	3	1	0	0	0	0	0	0	0	0	0	0	0	0	0	195	20.7	24.3	15 to 25	83.6	1	0.5
28/04/2023	16:00	2	55	107	34	5	0	0	0	0	0	0	0	0	0	0	0	0	0	0	203	22.1	26.3	15 to 25	79.8	*	*
28/04/2023	17:00	3	57	119	52	5	0	0	0	0	0	0	0	0	0	0	0	0	0	0	236	22.5	27.1	15 to 25	74.6	*	*
28/04/2023	18:00	1	36	104	32	4	0	0	0	0	0	0	0	0	0	0	0	0	0	0	177	22.5	26.4	15 to 25	79.1	*	*
28/04/2023	19:00	2	20	48	29	8	0	0	0	0	0	0	0	0	0	0	0	0	0	0	107	23.4	28.6	20 to 30	72.0	*	*
28/04/2023	20:00	1	10	35	14	2	0	0	0	0	0	0	0	0	0	0	0	0	0	0	62	22.9	27.5	20 to 30	79.0	*	*
28/04/2023	21:00	0	10	25	9	0	0	0	0	0	0	0	0	0	0	0	0	0	0	0	44	22.3	26.1	15 to 25	79.5	*	*
28/04/2023	22:00	1	8	19	8	0	0	0	0	0	0	0	0	0	0	0	0	0	0	0	36	22.1	26.9	15 to 25	75.0	*	*
28/04/2023	23:00	1	1	1	7	1	0	0	0	0	0	0	0	0	0	0	0	0	0	0	11	25	29.3	20 to 30	72.7	*	*
24 Hr Summary		74	515	1234	506	65	2	0	0	0	0	0	0	0	0	0	0	0	0	0	2396	22.4	27.1	15 to 25	73.0	2	0.1

Incoming Histogram
2023 May 24 Marsworth Road

from Mon-Apr-03-2023-03-00-PM to Wed-May-24-2023-10-59-AM

Date	Starting Hr:min	<15	15 to <20	20 to <25	25 to <30	30 to <35	35 to <40	40 to <45	45 to <50	50 to <55	55 to <60	60 to <65	65 to <70	70 to <75	75 to <80	80 to <85	85 to <90	90 to <95	95 to <100	100 to >105	Total Counts	Avg Speed (MPH)	85pct Speed	10MPH Pace	% in pace	# of Speeders	% Speeders
29/04/2023	00:00	0	6	1	1	2	0	1	0	0	0	0	0	0	0	0	0	0	0	0	11	23.6	32.5	15 to 25	63.6	1	9.1
29/04/2023	01:00	0	0	1	2	0	0	0	0	0	0	0	0	0	0	0	0	0	0	0	3	25.3	30	20 to 30	100.0	*	*
29/04/2023	02:00	0	1	3	1	0	1	0	0	0	0	0	0	0	0	0	0	0	0	0	6	24.7	30	15 to 25	66.7	1	16.7
29/04/2023	03:00	1	0	5	0	1	0	0	0	0	0	0	0	0	0	0	0	0	0	0	7	22.1	25	15 to 25	71.4	*	*
29/04/2023	04:00	0	1	1	1	1	0	0	0	0	0	0	0	0	0	0	0	0	0	0	4	24.5	30	15 to 25	50.0	*	*
29/04/2023	05:00	0	1	4	5	2	2	0	0	0	0	0	0	0	0	0	0	0	0	0	14	27.2	35	20 to 30	64.3	2	14.3
29/04/2023	06:00	0	1	9	8	3	1	0	0	0	0	0	0	0	0	0	0	0	0	0	22	25.9	31.7	20 to 30	77.3	1	4.5
29/04/2023	07:00	2	7	25	20	7	0	0	0	0	0	0	0	0	0	0	0	0	0	0	61	24.3	29.5	20 to 30	73.8	*	*
29/04/2023	08:00	3	26	40	26	6	0	0	0	0	0	0	0	0	0	0	0	0	0	0	101	22.7	28.3	15 to 25	65.3	*	*
29/04/2023	09:00	2	16	79	47	3	0	0	0	0	0	0	0	0	0	0	0	0	0	0	147	23.6	28	20 to 30	85.7	*	*
29/04/2023	10:00	5	30	86	33	4	0	0	0	0	0	0	0	0	0	0	0	0	0	0	158	22.5	27	20 to 30	75.3	*	*
29/04/2023	11:00	4	30	92	33	7	0	0	0	0	0	0	0	0	0	0	0	0	0	0	166	22.7	27.3	20 to 30	75.3	*	*
29/04/2023	12:00	2	23	86	27	8	2	0	0	0	0	0	0	0	0	0	0	0	0	0	148	23.2	27.8	20 to 30	76.4	2	1.4
29/04/2023	13:00	2	33	72	42	4	1	0	0	0	0	0	0	0	0	0	0	0	0	0	154	23	27.9	20 to 30	74.0	1	0.6
29/04/2023	14:00	1	25	73	27	5	0	0	0	0	0	0	0	0	0	0	0	0	0	0	131	22.8	27.2	20 to 30	76.3	*	*
29/04/2023	15:00	4	27	62	29	3	0	0	0	0	0	0	0	0	0	0	0	0	0	0	125	22.5	27.2	20 to 30	72.8	*	*
29/04/2023	16:00	5	30	65	25	1	1	0	0	0	0	0	0	0	0	0	0	0	0	0	127	22.1	26.6	15 to 25	74.8	1	0.8
29/04/2023	17:00	2	32	70	21	6	0	0	0	0	0	0	0	0	0	0	0	0	0	0	131	22.4	26.7	15 to 25	77.9	*	*
29/04/2023	18:00	1	20	50	27	5	0	0	0	0	0	0	0	0	0	0	0	0	0	0	103	23.2	28.1	20 to 30	74.8	*	*
29/04/2023	19:00	0	13	45	18	1	0	0	0	0	0	0	0	0	0	0	0	0	0	0	77	22.9	26.9	20 to 30	81.8	*	*
29/04/2023	20:00	2	11	35	23	1	1	0	0	0	0	0	0	0	0	0	0	0	0	0	73	23.3	28	20 to 30	79.5	1	1.4
29/04/2023	21:00	1	9	20	11	1	0	0	0	0	0	0	0	0	0	0	0	0	0	0	42	22.7	27.7	20 to 30	73.8	*	*
29/04/2023	22:00	1	13	15	4	0	2	0	0	0	0	0	0	0	0	0	0	0	0	0	35	21.7	26.2	15 to 25	80.0	2	5.7
29/04/2023	23:00	1	9	12	1	0	0	0	0	0	0	0	0	0	0	0	0	0	0	0	23	20.2	24.2	15 to 25	91.3	*	*
24 Hr Summary		39	364	951	432	71	11	1	0	0	0	0	0	0	0	0	0	0	0	0	1869	22.9	27.7	20 to 30	74.0	12	0.6

Incoming Histogram
2023 May 24 Marsworth Road

from Mon-Apr-03-2023-03-00-PM to Wed-May-24-2023-10-59-AM

Date	Starting Hr:min	<15	15 to <20	20 to <25	25 to <30	30 to <35	35 to <40	40 to <45	45 to <50	50 to <55	55 to <60	60 to <65	65 to <70	70 to <75	75 to <80	80 to <85	85 to <90	90 to <95	95 to <100	100 to >105	Total Counts	Avg Speed (MPH)	85pct Speed	10MPH Pace	% in pace	# of Speeders	% Speeders
30/04/2023	00:00	2	7	7	3	3	0	0	0	0	0	0	0	0	0	0	0	0	0	0	22	21.9	30	15 to 25	63.6	*	*
30/04/2023	01:00	0	1	1	2	0	1	0	0	0	0	0	0	0	0	0	0	0	0	0	5	26	30	20 to 30	60.0	1	20.0
30/04/2023	02:00	0	0	1	1	1	0	0	0	0	0	0	0	0	0	0	0	0	0	0	3	27	35	20 to 30	66.7	*	*
30/04/2023	03:00	0	1	1	1	1	0	0	0	0	0	0	0	0	0	0	0	0	0	0	4	24.5	30	15 to 25	50.0	*	*
30/04/2023	04:00	0	0	4	1	0	0	0	0	0	0	0	0	0	0	0	0	0	0	0	5	23.4	25	20 to 30	100.0	*	*
30/04/2023	05:00	0	1	3	2	0	0	0	0	0	0	0	0	0	0	0	0	0	0	0	6	23.2	27.5	20 to 30	83.3	*	*
30/04/2023	06:00	0	1	4	5	1	1	0	0	0	0	0	0	0	0	0	0	0	0	0	12	26	30	20 to 30	75.0	1	8.3
30/04/2023	07:00	0	4	17	17	3	1	0	0	0	0	0	0	0	0	0	0	0	0	0	42	25	29.4	20 to 30	81.0	1	2.4
30/04/2023	08:00	0	9	28	22	2	1	0	0	0	0	0	0	0	0	0	0	0	0	0	62	24	28.6	20 to 30	80.6	1	1.6
30/04/2023	09:00	3	11	47	26	3	0	0	0	0	0	0	0	0	0	0	0	0	0	0	90	23.3	27.9	20 to 30	81.1	*	*
30/04/2023	10:00	1	21	89	39	7	0	0	0	0	0	0	0	0	0	0	0	0	0	0	157	23.4	27.8	20 to 30	81.5	*	*
30/04/2023	11:00	7	26	77	37	5	0	0	0	0	0	0	0	0	0	0	0	0	0	0	152	22.7	27.6	20 to 30	75.0	*	*
30/04/2023	12:00	5	43	94	26	4	0	0	0	0	0	0	0	0	0	0	0	0	0	0	172	21.9	25.8	15 to 25	79.7	*	*
30/04/2023	13:00	4	28	73	24	3	0	0	0	0	0	0	0	0	0	0	0	0	0	0	132	22.2	26.5	15 to 25	76.5	*	*
30/04/2023	14:00	0	22	72	31	3	2	0	0	0	0	0	0	0	0	0	0	0	0	0	130	23.3	27.6	20 to 30	79.2	2	1.5
30/04/2023	15:00	0	27	60	33	5	0	0	0	0	0	0	0	0	0	0	0	0	0	0	125	23.1	27.9	20 to 30	74.4	*	*
30/04/2023	16:00	2	21	74	21	4	0	0	0	0	0	0	0	0	0	0	0	0	0	0	122	22.6	26.7	15 to 25	77.9	*	*
30/04/2023	17:00	1	24	62	23	1	0	0	0	0	0	0	0	0	0	0	0	0	0	0	111	22.4	26.5	15 to 25	77.5	*	*
30/04/2023	18:00	2	21	50	23	3	1	0	0	0	0	0	0	0	0	0	0	0	0	0	100	22.8	27.6	20 to 30	73.0	1	1.0
30/04/2023	19:00	1	10	37	18	3	0	0	0	0	0	0	0	0	0	0	0	0	0	0	69	23.3	28.1	20 to 30	79.7	*	*
30/04/2023	20:00	1	9	29	17	2	0	0	0	0	0	0	0	0	0	0	0	0	0	0	58	23.3	27.9	20 to 30	79.3	*	*
30/04/2023	21:00	0	6	24	11	1	0	0	0	0	0	0	0	0	0	0	0	0	0	0	42	23.2	27.7	20 to 30	83.3	*	*
30/04/2023	22:00	0	5	19	0	4	0	0	0	0	0	0	0	0	0	0	0	0	0	0	28	22.9	25	15 to 25	85.7	*	*
30/04/2023	23:00	0	2	7	9	1	0	0	0	1	0	0	0	0	0	0	0	0	0	0	20	26	29.4	20 to 30	80.0	1	5.0
24 Hr Summary		29	300	880	392	60	7	0	0	1	0	0	0	0	0	0	0	0	0	0	1669	23	27.7	20 to 30	76.2	8	0.5

Incoming Histogram
2023 May 24 Marsworth Road

from Mon-Apr-03-2023-03-00-PM to Wed-May-24-2023-10-59-AM

Date	Starting Hr:min	<15	15 to <20	20 to <25	25 to <30	30 to <35	35 to <40	40 to <45	45 to <50	50 to <55	55 to <60	60 to <65	65 to <70	70 to <75	75 to <80	80 to <85	85 to <90	90 to <95	95 to <100	100 to >105	Total Counts	Avg Speed (MPH)	85pct Speed	10MPH Pace	% in pace	# of Speeders	% Speeders
01/05/2023	00:00	0	1	2	3	0	0	0	0	0	0	0	0	0	0	0	0	0	0	0	6	23.7	28.3	20 to 30	83.3	*	*
01/05/2023	01:00	0	2	4	1	1	0	0	0	0	0	0	0	0	0	0	0	0	0	0	8	22.9	30	15 to 25	75.0	*	*
01/05/2023	02:00	0	0	3	0	0	0	0	0	0	0	0	0	0	0	0	0	0	0	0	3	22.3	25	15 to 25	100.0	*	*
01/05/2023	03:00	0	0	1	1	2	0	0	0	0	0	0	0	0	0	0	0	0	0	0	4	28.5	32.5	25 to 35	75.0	*	*
01/05/2023	04:00	0	3	3	2	1	0	0	0	0	0	0	0	0	0	0	0	0	0	0	9	22.7	30	15 to 25	66.7	*	*
01/05/2023	05:00	0	3	6	5	1	0	0	0	0	0	0	0	0	0	0	0	0	0	0	15	23.7	29	20 to 30	73.3	*	*
01/05/2023	06:00	0	4	8	4	1	1	0	0	0	0	0	0	0	0	0	0	0	0	0	18	23.7	28.8	15 to 25	66.7	1	5.6
01/05/2023	07:00	2	5	17	15	2	0	0	0	0	0	0	0	0	0	0	0	0	0	0	41	23.5	28.7	20 to 30	78.0	*	*
01/05/2023	08:00	0	11	27	22	1	0	0	0	0	0	0	0	0	0	0	0	0	0	0	61	23.5	28.2	20 to 30	80.3	*	*
01/05/2023	09:00	2	17	53	19	2	0	0	0	0	0	0	0	0	0	0	0	0	0	0	93	22.5	26.8	20 to 30	77.4	*	*
01/05/2023	10:00	6	25	69	33	5	0	1	0	0	0	0	0	0	0	0	0	0	0	0	139	22.8	27.7	20 to 30	73.4	1	0.7
01/05/2023	11:00	1	29	68	18	0	0	0	0	0	0	0	0	0	0	0	0	0	0	0	116	21.9	25.3	15 to 25	83.6	*	*
01/05/2023	12:00	3	45	84	22	0	1	0	0	0	0	0	0	0	0	0	0	0	0	0	155	21.6	25	15 to 25	83.2	1	0.6
01/05/2023	13:00	4	30	79	26	4	0	0	0	0	0	0	0	0	0	0	0	0	0	0	143	22.3	26.7	15 to 25	76.2	*	*
01/05/2023	14:00	2	40	93	21	3	0	0	0	0	0	0	0	0	0	0	0	0	0	0	159	21.9	25	15 to 25	83.6	*	*
01/05/2023	15:00	6	55	74	29	0	0	0	0	0	0	0	0	0	0	0	0	0	0	0	164	21.3	25.7	15 to 25	78.7	*	*
01/05/2023	16:00	6	48	82	19	5	0	0	0	0	0	0	0	0	0	0	0	0	0	0	160	21.5	25	15 to 25	81.3	*	*
01/05/2023	17:00	3	17	57	27	2	0	0	0	0	0	0	0	0	0	0	0	0	0	0	106	22.8	27.4	20 to 30	79.2	*	*
01/05/2023	18:00	3	5	49	29	5	0	0	0	0	0	0	0	0	0	0	0	0	0	0	91	24	28.4	20 to 30	85.7	*	*
01/05/2023	19:00	1	9	27	24	4	0	0	0	0	0	0	0	0	0	0	0	0	0	0	65	24	28.8	20 to 30	78.5	*	*
01/05/2023	20:00	0	12	26	13	0	0	0	0	0	0	0	0	0	0	0	0	0	0	0	51	22.5	26.9	20 to 30	76.5	*	*
01/05/2023	21:00	0	10	17	10	3	0	0	0	0	0	0	0	0	0	0	0	0	0	0	40	23.1	28.5	15 to 25	67.5	*	*
01/05/2023	22:00	0	2	9	10	1	0	0	0	0	0	0	0	0	0	0	0	0	0	0	22	24.6	29	20 to 30	86.4	*	*
01/05/2023	23:00	1	2	1	0	1	0	0	0	0	0	0	0	0	0	0	0	0	0	0	5	20	25	10 to 20	60.0	*	*
24 Hr Summary		40	375	859	353	44	2	1	0	0	0	0	0	0	0	0	0	0	0	0	1674	22.4	27.1	15 to 25	73.7	3	0.2

Incoming Histogram
2023 May 24 Marsworth Road

from Mon-Apr-03-2023-03-00-PM to Wed-May-24-2023-10-59-AM

Date	Starting Hr:min	<15	15 to <20	20 to <25	25 to <30	30 to <35	35 to <40	40 to <45	45 to <50	50 to <55	55 to <60	60 to <65	65 to <70	70 to <75	75 to <80	80 to <85	85 to <90	90 to <95	95 to <100	100 to >105	Total Counts	Avg Speed (MPH)	85pct Speed	10MPH Pace	% in pace	# of Speeders	% Speeders
02/05/2023	00:00	0	0	3	1	0	1	0	0	0	0	0	0	0	0	0	0	0	0	0	5	26.2	30	20 to 30	80.0	1	20.0
02/05/2023	01:00	0	1	2	3	0	1	0	0	0	0	0	0	0	0	0	0	0	0	0	7	25.7	30	20 to 30	71.4	1	14.3
02/05/2023	02:00	0	0	0	3	0	0	0	0	0	0	0	0	0	0	0	0	0	0	0	3	27.3	30	20 to 30	100.0	*	*
02/05/2023	03:00	0	0	1	2	1	0	0	0	0	0	0	0	0	0	0	0	0	0	0	4	27	30	20 to 30	75.0	*	*
02/05/2023	04:00	0	0	2	2	0	0	0	0	0	0	0	0	0	0	0	0	0	0	0	4	24.5	27.5	20 to 30	100.0	*	*
02/05/2023	05:00	0	1	13	14	3	0	0	0	0	0	0	0	0	0	0	0	0	0	0	31	25.4	29.3	20 to 30	87.1	*	*
02/05/2023	06:00	3	4	26	23	7	1	1	0	0	0	0	0	0	0	0	0	0	0	0	65	25	29.8	20 to 30	75.4	2	3.1
02/05/2023	07:00	4	19	85	27	3	0	0	0	0	0	0	0	0	0	0	0	0	0	0	138	22.6	26.7	20 to 30	81.2	*	*
02/05/2023	08:00	18	68	111	32	2	0	0	0	0	0	0	0	0	0	0	0	0	0	0	231	21	25	15 to 25	77.5	*	*
02/05/2023	09:00	12	29	61	19	1	0	0	0	0	0	0	0	0	0	0	0	0	0	0	122	21	25.5	15 to 25	73.8	*	*
02/05/2023	10:00	13	41	79	26	2	1	0	0	0	0	0	0	0	0	0	0	0	0	0	162	21.4	26	15 to 25	74.1	1	0.6
02/05/2023	11:00	18	44	70	21	2	0	0	0	0	0	0	0	0	0	0	0	0	0	0	155	20.6	25	15 to 25	73.5	*	*
02/05/2023	12:00	12	29	79	21	2	0	0	0	0	0	0	0	0	0	0	0	0	0	0	143	21.5	25.5	15 to 25	75.5	*	*
02/05/2023	13:00	6	34	84	23	3	0	0	0	0	0	0	0	0	0	0	0	0	0	0	150	21.9	25.9	15 to 25	78.7	*	*
02/05/2023	14:00	15	32	89	36	8	0	0	0	0	0	0	0	0	0	0	0	0	0	0	180	22.1	27.4	20 to 30	69.4	*	*
02/05/2023	15:00	29	53	104	32	4	0	0	0	0	0	0	0	0	0	0	0	0	0	0	222	20.9	25.5	15 to 25	70.7	*	*
02/05/2023	16:00	24	72	127	48	2	0	0	0	0	0	0	0	0	0	0	0	0	0	0	273	21.2	25.9	15 to 25	72.9	*	*
02/05/2023	17:00	10	82	139	42	7	0	0	0	0	0	0	0	0	0	0	0	0	0	0	280	21.7	25.8	15 to 25	78.9	*	*
02/05/2023	18:00	4	26	92	44	8	0	0	0	0	0	0	0	0	0	0	0	0	0	0	174	23.2	28	20 to 30	78.2	*	*
02/05/2023	19:00	3	15	42	36	3	1	0	0	0	0	0	0	0	0	0	0	0	0	0	100	23.7	28.5	20 to 30	78.0	1	1.0
02/05/2023	20:00	0	15	27	21	1	0	1	0	0	0	0	0	0	0	0	0	0	0	0	65	23.4	28.1	20 to 30	73.8	1	1.5
02/05/2023	21:00	0	5	18	11	3	0	0	0	0	0	0	0	0	0	0	0	0	0	0	37	24	28.6	20 to 30	78.4	*	*
02/05/2023	22:00	0	4	20	6	1	0	0	0	0	0	0	0	0	0	0	0	0	0	0	31	23	26.7	20 to 30	83.9	*	*
02/05/2023	23:00	0	3	2	2	0	1	0	0	0	0	0	0	0	0	0	0	0	0	0	8	23.5	30	15 to 25	62.5	1	12.5
24 Hr Summary		171	577	1276	495	63	6	2	0	0	0	0	0	0	0	0	0	0	0	0	2590	21.9	26.8	15 to 25	71.5	8	0.3

Incoming Histogram
2023 May 24 Marsworth Road

from Mon-Apr-03-2023-03-00-PM to Wed-May-24-2023-10-59-AM

Date	Starting Hr:min	<15	15 to <20	20 to <25	25 to <30	30 to <35	35 to <40	40 to <45	45 to <50	50 to <55	55 to <60	60 to <65	65 to <70	70 to <75	75 to <80	80 to <85	85 to <90	90 to <95	95 to <100	100 to >105	Total Counts	Avg Speed (MPH)	85pct Speed	10MPH Pace	% in pace	# of Speeders	% Speeders
03/05/2023	00:00	0	1	0	2	0	0	0	0	0	0	0	0	0	0	0	0	0	0	0	3	23.7	30	20 to 30	66.7	*	*
03/05/2023	01:00	0	0	2	0	1	0	0	0	0	0	0	0	0	0	0	0	0	0	0	3	25.3	35	15 to 25	66.7	*	*
03/05/2023	02:00	0	0	1	1	2	0	0	0	0	0	0	0	0	0	0	0	0	0	0	4	28.5	32.5	25 to 35	75.0	*	*
03/05/2023	03:00	0	0	0	1	0	0	0	0	0	0	0	0	0	0	0	0	0	0	0	1	27	30	20 to 30	100.0	*	*
03/05/2023	04:00	0	1	5	2	0	0	0	0	0	0	0	0	0	0	0	0	0	0	0	8	22.9	27.5	20 to 30	87.5	*	*
03/05/2023	05:00	3	2	14	11	3	1	0	0	0	0	0	0	0	0	0	0	0	0	0	34	24.1	29.5	20 to 30	73.5	1	2.9
03/05/2023	06:00	0	3	31	23	8	0	0	0	0	0	0	0	0	0	0	0	0	0	0	65	25.2	29.6	20 to 30	83.1	*	*
03/05/2023	07:00	1	23	89	49	6	0	0	0	0	0	0	0	0	0	0	0	0	0	0	168	23.6	28.1	20 to 30	82.1	*	*
03/05/2023	08:00	16	58	113	47	2	0	0	0	0	0	0	0	0	0	0	0	0	0	0	236	21.7	26.5	15 to 25	72.5	*	*
03/05/2023	09:00	7	41	81	28	2	0	0	0	0	0	0	0	0	0	0	0	0	0	0	159	21.7	26.1	15 to 25	76.7	*	*
03/05/2023	10:00	14	30	65	27	0	0	0	0	0	0	0	0	0	0	0	0	0	0	0	136	21.3	26.3	15 to 25	69.9	*	*
03/05/2023	11:00	4	30	82	31	6	0	0	0	0	0	0	0	0	0	0	0	0	0	0	153	22.6	27.3	20 to 30	73.9	*	*
03/05/2023	12:00	10	43	69	28	2	0	0	0	0	0	0	0	0	0	0	0	0	0	0	152	21.4	26.2	15 to 25	73.7	*	*
03/05/2023	13:00	11	35	70	29	6	0	0	0	0	0	0	0	0	0	0	0	0	0	0	151	21.9	27.1	15 to 25	69.5	*	*
03/05/2023	14:00	19	45	75	36	2	0	0	0	0	0	0	0	0	0	0	0	0	0	0	177	21.2	26.5	15 to 25	67.8	*	*
03/05/2023	15:00	35	60	72	20	2	0	0	0	0	0	0	0	0	0	0	0	0	0	0	189	19.6	24.6	15 to 25	69.8	*	*
03/05/2023	16:00	26	62	106	39	2	0	0	0	0	0	0	0	0	0	0	0	0	0	0	235	20.9	25.8	15 to 25	71.5	*	*
03/05/2023	17:00	22	69	141	50	1	0	0	0	0	0	0	0	0	0	0	0	0	0	0	283	21.4	25.9	15 to 25	74.2	*	*
03/05/2023	18:00	2	58	108	34	3	2	0	0	0	0	0	0	0	0	0	0	0	0	0	207	22.1	26.2	15 to 25	80.2	2	1.0
03/05/2023	19:00	7	24	51	28	6	0	0	0	0	0	0	0	0	0	0	0	0	0	0	116	22.6	28	20 to 30	68.1	*	*
03/05/2023	20:00	2	13	49	15	5	0	0	0	0	0	0	0	0	0	0	0	0	0	0	84	22.9	27.3	20 to 30	76.2	*	*
03/05/2023	21:00	0	10	21	11	4	0	0	0	0	0	0	0	0	0	0	0	0	0	0	46	23.4	28.6	20 to 30	69.6	*	*
03/05/2023	22:00	0	6	19	4	2	1	0	0	0	0	0	0	0	0	0	0	0	0	0	32	23.2	27.5	15 to 25	78.1	1	3.1
03/05/2023	23:00	0	2	8	5	1	0	0	0	0	0	0	0	0	0	0	0	0	0	0	16	23.9	29	20 to 30	81.3	*	*
24 Hr Summary		179	616	1272	521	66	4	0	0	0	0	0	0	0	0	0	0	0	0	0	2658	21.9	26.8	15 to 25	71.0	4	0.2

Incoming Histogram
2023 May 24 Marsworth Road

from Mon-Apr-03-2023-03-00-PM to Wed-May-24-2023-10-59-AM

Date	Starting Hr:min	<15	15 to <20	20 to <25	25 to <30	30 to <35	35 to <40	40 to <45	45 to <50	50 to <55	55 to <60	60 to <65	65 to <70	70 to <75	75 to <80	80 to <85	85 to <90	90 to <95	95 to <100	100 to >105	Total Counts	Avg Speed (MPH)	85pct Speed	10MPH Pace	% in pace	# of Speeders	% Speeders
04/05/2023	00:00	0	2	2	0	0	0	0	0	0	0	0	0	0	0	0	0	0	0	0	4	19.5	22.5	15 to 25	100.0	*	*
04/05/2023	01:00	0	0	0	1	1	0	0	0	0	0	0	0	0	0	0	0	0	0	0	2	29.5	35	25 to 35	100.0	*	*
04/05/2023	02:00	0	0	0	1	0	0	0	0	0	0	0	0	0	0	0	0	0	0	0	1	27	30	20 to 30	100.0	*	*
04/05/2023	03:00	0	0	0	2	2	0	0	0	0	0	0	0	0	0	0	0	0	0	0	4	29.8	32.5	25 to 35	100.0	*	*
04/05/2023	04:00	1	1	2	3	3	0	0	0	0	0	0	0	0	0	0	0	0	0	0	10	25.2	31.7	25 to 35	60.0	*	*
04/05/2023	05:00	0	1	6	9	2	1	0	0	0	0	0	0	0	0	0	0	0	0	0	19	26.3	30	20 to 30	78.9	1	5.3
04/05/2023	06:00	1	8	34	24	10	0	0	0	0	0	0	0	0	0	0	0	0	0	0	77	24.6	29.6	20 to 30	75.3	*	*
04/05/2023	07:00	5	18	89	36	6	0	0	0	0	0	0	0	0	0	0	0	0	0	0	154	23.1	27.6	20 to 30	81.2	*	*
04/05/2023	08:00	30	72	130	32	1	0	0	0	0	0	0	0	0	0	0	0	0	0	0	265	20.6	24.7	15 to 25	76.2	*	*
04/05/2023	09:00	22	40	85	24	0	0	0	0	0	0	0	0	0	0	0	0	0	0	0	171	20.6	24.9	15 to 25	73.1	*	*
04/05/2023	10:00	15	38	65	19	1	0	0	0	0	0	0	0	0	0	0	0	0	0	0	138	20.7	24.9	15 to 25	74.6	*	*
04/05/2023	11:00	14	38	78	29	1	0	0	0	0	0	0	0	0	0	0	0	0	0	0	160	21.4	26	15 to 25	72.5	*	*
04/05/2023	12:00	10	29	72	33	3	0	0	0	0	0	0	0	0	0	0	0	0	0	0	147	22	27.1	20 to 30	71.4	*	*
04/05/2023	13:00	13	37	70	28	3	0	0	0	0	0	0	0	0	0	0	0	0	0	0	151	21.4	26.4	15 to 25	70.9	*	*
04/05/2023	14:00	6	43	95	39	0	0	0	0	0	0	0	0	0	0	0	0	0	0	0	183	22	26.5	15 to 25	75.4	*	*
04/05/2023	15:00	23	68	92	22	1	0	0	0	0	0	0	0	0	0	0	0	0	0	0	206	20.3	24.6	15 to 25	77.7	*	*
04/05/2023	16:00	14	71	150	29	1	0	0	0	0	0	0	0	0	0	0	0	0	0	0	265	21.2	24.7	15 to 25	83.4	*	*
04/05/2023	17:00	8	53	131	55	5	1	0	0	0	0	0	0	0	0	0	0	0	0	0	253	22.5	27.1	20 to 30	73.5	1	0.4
04/05/2023	18:00	4	19	98	47	4	0	0	0	0	0	0	0	0	0	0	0	0	0	0	172	23.3	27.7	20 to 30	84.3	*	*
04/05/2023	19:00	3	18	65	23	2	2	0	0	0	0	0	0	0	0	0	0	0	0	0	113	22.9	27.2	20 to 30	77.9	2	1.8
04/05/2023	20:00	1	8	31	18	2	0	0	0	0	0	0	0	0	0	0	0	0	0	0	60	23.4	28.1	20 to 30	81.7	*	*
04/05/2023	21:00	1	11	24	17	2	0	0	0	0	0	0	0	0	0	0	0	0	0	0	55	23.2	28.2	20 to 30	74.5	*	*
04/05/2023	22:00	0	8	19	10	2	0	0	0	0	0	0	0	0	0	0	0	0	0	0	39	23.2	28	20 to 30	74.4	*	*
04/05/2023	23:00	0	1	2	6	2	0	0	0	0	0	0	0	0	0	0	0	0	0	0	11	26.4	30	20 to 30	72.7	*	*
24 Hr Summary		171	584	1340	507	54	4	0	0	0	0	0	0	0	0	0	0	0	0	0	2660	21.9	26.6	15 to 25	72.3	4	0.2

Incoming Histogram
2023 May 24 Marsworth Road

from Mon-Apr-03-2023-03-00-PM to Wed-May-24-2023-10-59-AM

Date	Starting Hr:min	<15	15 to <20	20 to <25	25 to <30	30 to <35	35 to <40	40 to <45	45 to <50	50 to <55	55 to <60	60 to <65	65 to <70	70 to <75	75 to <80	80 to <85	85 to <90	90 to <95	95 to <100	100 to >105	Total Counts	Avg Speed (MPH)	85pct Speed	10MPH Pace	% in pace	# of Speeders	% Speeders
05/05/2023	00:00	0	0	2	0	0	0	0	0	0	0	0	0	0	0	0	0	0	0	0	2	22.5	25	15 to 25	100.0	*	*
05/05/2023	01:00	0	2	1	2	0	0	0	0	0	0	0	0	0	0	0	0	0	0	0	5	22	27.5	15 to 25	60.0	*	*
05/05/2023	02:00	0	0	1	2	0	0	0	0	0	0	0	0	0	0	0	0	0	0	0	3	25.3	30	20 to 30	100.0	*	*
05/05/2023	03:00	0	1	3	2	0	0	0	0	0	0	0	0	0	0	0	0	0	0	0	6	22.8	27.5	20 to 30	83.3	*	*
05/05/2023	04:00	0	2	2	1	1	0	0	0	0	0	0	0	0	0	0	0	0	0	0	6	23	30	15 to 25	66.7	*	*
05/05/2023	05:00	0	1	6	10	1	1	0	0	0	0	0	0	0	0	0	0	0	0	0	19	26	29.5	20 to 30	84.2	1	5.3
05/05/2023	06:00	3	2	25	29	9	0	0	0	0	0	0	0	0	0	0	0	0	0	0	68	25.3	29.8	20 to 30	79.4	*	*
05/05/2023	07:00	4	25	76	34	10	0	0	0	0	0	0	0	0	0	0	0	0	0	0	149	23.2	28.2	20 to 30	73.8	*	*
05/05/2023	08:00	38	62	69	14	1	0	0	0	0	0	0	0	0	0	0	0	0	0	0	184	19	24.1	15 to 25	71.2	*	*
05/05/2023	09:00	12	42	52	15	3	0	0	0	0	0	0	0	0	0	0	0	0	0	0	124	20.5	24.9	15 to 25	75.8	*	*
05/05/2023	10:00	23	54	79	29	1	0	0	0	0	0	0	0	0	0	0	0	0	0	0	186	20.5	25.3	15 to 25	71.5	*	*
05/05/2023	11:00	16	39	76	27	1	1	0	0	0	0	0	0	0	0	0	0	0	0	0	160	21.1	25.9	15 to 25	71.9	1	0.6
05/05/2023	12:00	5	47	99	31	1	0	0	0	0	0	0	0	0	0	0	0	0	0	0	183	21.8	25.8	15 to 25	79.8	*	*
05/05/2023	13:00	3	35	98	34	4	0	0	0	0	0	0	0	0	0	0	0	0	0	0	174	22.5	26.8	15 to 25	76.4	*	*
05/05/2023	14:00	37	61	80	29	4	0	0	0	0	0	0	0	0	0	0	0	0	0	0	211	20	25.2	15 to 25	66.8	*	*
05/05/2023	15:00	22	33	78	24	2	0	0	0	0	0	0	0	0	0	0	0	0	0	0	159	20.7	25.4	15 to 25	69.8	*	*
05/05/2023	16:00	3	42	106	59	4	0	0	0	0	0	0	0	0	0	0	0	0	0	0	214	22.9	27.6	20 to 30	77.1	*	*
05/05/2023	17:00	5	24	97	46	2	0	0	0	0	0	0	0	0	0	0	0	0	0	0	174	22.9	27.4	20 to 30	82.2	*	*
05/05/2023	18:00	1	23	78	38	0	0	0	0	0	0	0	0	0	0	0	0	0	0	0	140	22.9	27.2	20 to 30	82.9	*	*
05/05/2023	19:00	4	17	59	30	7	0	1	0	0	0	0	0	0	0	0	0	0	0	0	118	23.4	28.3	20 to 30	75.4	1	0.8
05/05/2023	20:00	0	19	40	23	6	0	0	0	0	0	0	0	0	0	0	0	0	0	0	88	23.4	28.5	20 to 30	71.6	*	*
05/05/2023	21:00	0	6	16	11	4	0	0	0	0	0	0	0	0	0	0	0	0	0	0	37	24.2	29.1	20 to 30	73.0	*	*
05/05/2023	22:00	1	8	20	9	1	0	0	0	0	0	0	0	0	0	0	0	0	0	0	39	22.5	27.2	20 to 30	74.4	*	*
05/05/2023	23:00	1	4	8	6	1	0	0	0	0	0	0	0	0	0	0	0	0	0	0	20	22.8	28.3	20 to 30	70.0	*	*
24 Hr Summary		178	549	1171	505	63	2	1	0	0	0	0	0	0	0	0	0	0	0	0	2469	21.9	27	15 to 25	69.7	3	0.1

Incoming Histogram
2023 May 24 Marsworth Road

from Mon-Apr-03-2023-03-00-PM to Wed-May-24-2023-10-59-AM

Date	Starting Hr:min	<15	15 to <20	20 to <25	25 to <30	30 to <35	35 to <40	40 to <45	45 to <50	50 to <55	55 to <60	60 to <65	65 to <70	70 to <75	75 to <80	80 to <85	85 to <90	90 to <95	95 to <100	100 to >105	Total Counts	Avg Speed (MPH)	85pct Speed	10MPH Pace	% in pace	# of Speeders	% Speeders
06/05/2023	00:00	0	2	6	5	2	0	0	0	0	0	0	0	0	0	0	0	0	0	0	15	24.5	30	20 to 30	73.3	*	*
06/05/2023	01:00	0	1	2	4	0	0	0	0	0	0	0	0	0	0	0	0	0	0	0	7	24.3	28.8	20 to 30	85.7	*	*
06/05/2023	02:00	0	0	2	0	0	0	0	0	0	0	0	0	0	0	0	0	0	0	0	2	22	25	15 to 25	100.0	*	*
06/05/2023	03:00	0	0	0	1	0	1	0	0	0	0	0	0	0	0	0	0	0	0	0	2	32	40	20 to 30	50.0	1	50.0
06/05/2023	04:00	0	1	2	2	0	0	0	0	0	0	0	0	0	0	0	0	0	0	0	5	23	27.5	20 to 30	80.0	*	*
06/05/2023	05:00	0	2	5	5	0	0	0	0	0	0	0	0	0	0	0	0	0	0	0	12	23.6	28	20 to 30	83.3	*	*
06/05/2023	06:00	0	2	9	8	1	0	0	0	0	0	0	0	0	0	0	0	0	0	0	20	24.4	28.8	20 to 30	85.0	*	*
06/05/2023	07:00	1	8	30	14	3	1	0	0	0	0	0	0	0	0	0	0	0	0	0	57	23.5	28.2	20 to 30	77.2	1	1.8
06/05/2023	08:00	4	11	52	33	6	0	0	0	0	0	0	0	0	0	0	0	0	0	0	106	23.7	28.5	20 to 30	80.2	*	*
06/05/2023	09:00	2	24	66	24	4	1	0	0	0	0	0	0	0	0	0	0	0	0	0	121	22.7	27.3	15 to 25	74.4	1	0.8
06/05/2023	10:00	0	14	62	34	3	0	0	0	0	0	0	0	0	0	0	0	0	0	0	113	23.6	27.9	20 to 30	85.0	*	*
06/05/2023	11:00	4	10	41	27	2	1	0	0	0	0	0	0	0	0	0	0	0	0	0	85	23.4	28.1	20 to 30	80.0	1	1.2
06/05/2023	12:00	1	11	48	21	5	0	0	0	0	0	0	0	0	0	0	0	0	0	0	86	23.5	28.1	20 to 30	80.2	*	*
06/05/2023	13:00	2	14	48	22	4	0	0	0	0	0	0	0	0	0	0	0	0	0	0	90	23.1	27.7	20 to 30	77.8	*	*
06/05/2023	14:00	0	10	36	23	1	0	0	0	0	0	0	0	0	0	0	0	0	0	0	70	23.5	28	20 to 30	84.3	*	*
06/05/2023	15:00	0	10	38	22	5	0	0	0	0	0	0	0	0	0	0	0	0	0	0	75	23.9	28.6	20 to 30	80.0	*	*
06/05/2023	16:00	2	13	50	19	2	0	0	0	0	0	0	0	0	0	0	0	0	0	0	86	22.8	27.1	20 to 30	80.2	*	*
06/05/2023	17:00	1	12	46	23	4	0	0	0	0	0	0	0	0	0	0	0	0	0	0	86	23.4	28	20 to 30	80.2	*	*
06/05/2023	18:00	2	6	46	14	6	0	0	0	0	0	0	0	0	0	0	0	0	0	0	74	23.5	28.2	20 to 30	81.1	*	*
06/05/2023	19:00	1	8	33	18	4	0	0	0	0	0	0	0	0	0	0	0	0	0	0	64	23.7	28.3	20 to 30	79.7	*	*
06/05/2023	20:00	0	7	20	13	0	0	0	0	0	0	0	0	0	0	0	0	0	0	0	40	23.2	27.7	20 to 30	82.5	*	*
06/05/2023	21:00	1	8	21	4	3	0	0	0	0	0	0	0	0	0	0	0	0	0	0	37	22.4	26.2	15 to 25	78.4	*	*
06/05/2023	22:00	0	10	14	3	1	0	0	0	0	0	0	0	0	0	0	0	0	0	0	28	21.5	25	15 to 25	85.7	*	*
06/05/2023	23:00	0	3	4	3	1	1	0	0	0	0	0	0	0	0	0	0	0	0	0	12	24.3	30	15 to 25	58.3	1	8.3
24 Hr Summary		21	187	681	342	57	5	0	0	0	0	0	0	0	0	0	0	0	0	0	1293	23.4	28.1	20 to 30	79.1	5	0.4

Incoming Histogram
2023 May 24 Marsworth Road

from Mon-Apr-03-2023-03-00-PM to Wed-May-24-2023-10-59-AM

Date	Starting Hr:min	<15	15 to <20	20 to <25	25 to <30	30 to <35	35 to <40	40 to <45	45 to <50	50 to <55	55 to <60	60 to <65	65 to <70	70 to <75	75 to <80	80 to <85	85 to <90	90 to <95	95 to <100	100 to >105	Total Counts	Avg Speed (MPH)	85pct Speed	10MPH Pace	% in pace	# of Speeders	% Speeders
07/05/2023	00:00	1	2	5	3	2	0	0	0	0	0	0	0	0	0	0	0	0	0	0	13	23.4	30	20 to 30	61.5	*	*
07/05/2023	01:00	0	0	2	2	0	0	0	0	0	0	0	0	0	0	0	0	0	0	0	4	24.8	27.5	20 to 30	100.0	*	*
07/05/2023	02:00	0	1	3	4	0	0	0	0	0	0	0	0	0	0	0	0	0	0	0	8	24	28.8	20 to 30	87.5	*	*
07/05/2023	03:00	0	1	4	1	1	1	0	0	0	0	0	0	0	0	0	0	0	0	0	8	25.4	35	15 to 25	62.5	1	12.5
07/05/2023	04:00	0	0	4	1	0	0	0	0	0	0	0	0	0	0	0	0	0	0	0	5	23.4	25	20 to 30	100.0	*	*
07/05/2023	05:00	0	1	1	2	1	0	0	0	0	0	0	0	0	0	0	0	0	0	0	5	25	30	20 to 30	60.0	*	*
07/05/2023	06:00	0	2	8	5	0	0	0	0	0	0	0	0	0	0	0	0	0	0	0	15	23.3	28	20 to 30	86.7	*	*
07/05/2023	07:00	0	6	4	10	1	0	0	0	0	0	0	0	0	0	0	0	0	0	0	21	23.8	29	20 to 30	66.7	*	*
07/05/2023	08:00	3	6	24	18	3	0	0	0	0	0	0	0	0	0	0	0	0	0	0	54	23.5	28.6	20 to 30	77.8	*	*
07/05/2023	09:00	3	9	49	25	2	1	0	0	0	0	0	0	0	0	0	0	0	0	0	89	23.4	28	20 to 30	83.1	1	1.1
07/05/2023	10:00	3	24	58	25	2	0	0	0	0	0	0	0	0	0	0	0	0	0	0	112	22.4	27	20 to 30	74.1	*	*
07/05/2023	11:00	3	33	76	31	1	0	0	0	0	0	0	0	0	0	0	0	0	0	0	144	22.3	26.6	15 to 25	75.7	*	*
07/05/2023	12:00	7	33	84	20	1	0	0	0	0	0	0	0	0	0	0	0	0	0	0	145	21.6	24.9	15 to 25	80.7	*	*
07/05/2023	13:00	7	31	72	20	0	0	0	0	0	0	0	0	0	0	0	0	0	0	0	130	21.5	25	15 to 25	79.2	*	*
07/05/2023	14:00	4	30	74	26	2	1	0	0	0	0	0	0	0	0	0	0	0	0	0	137	22.3	26.5	15 to 25	75.9	1	0.7
07/05/2023	15:00	3	17	75	24	4	1	0	0	0	0	0	0	0	0	0	0	0	0	0	124	22.9	27.1	20 to 30	79.8	1	0.8
07/05/2023	16:00	5	31	63	26	3	0	0	0	0	0	0	0	0	0	0	0	0	0	0	128	22.1	26.9	15 to 25	73.4	*	*
07/05/2023	17:00	1	19	48	21	2	0	0	0	0	0	0	0	0	0	0	0	0	0	0	91	22.7	27.1	20 to 30	75.8	*	*
07/05/2023	18:00	1	21	50	32	2	1	1	0	0	0	0	0	0	0	0	0	0	0	0	108	23.4	28.1	20 to 30	75.9	2	1.9
07/05/2023	19:00	2	11	56	18	4	1	0	0	0	0	0	0	0	0	0	0	0	0	0	92	23.2	27.5	20 to 30	80.4	1	1.1
07/05/2023	20:00	1	4	27	13	3	0	0	0	0	0	0	0	0	0	0	0	0	0	0	48	23.8	28.5	20 to 30	83.3	*	*
07/05/2023	21:00	0	17	21	12	5	0	0	0	0	0	0	0	0	0	0	0	0	0	0	55	22.9	28.8	15 to 25	69.1	*	*
07/05/2023	22:00	0	7	9	6	1	0	0	0	0	0	0	0	0	0	0	0	0	0	0	23	22.6	28.3	15 to 25	69.6	*	*
07/05/2023	23:00	0	8	3	3	1	0	0	0	0	0	0	0	0	0	0	0	0	0	0	15	21.3	28.3	15 to 25	73.3	*	*
24 Hr Summary		44	314	820	348	41	6	1	0	0	0	0	0	0	0	0	0	0	0	0	1574	22.6	27.3	20 to 30	74.2	7	0.4

Incoming Histogram
2023 May 24 Marsworth Road

from Mon-Apr-03-2023-03-00-PM to Wed-May-24-2023-10-59-AM

Date	Starting Hr:min	<15	15 to <20	20 to <25	25 to <30	30 to <35	35 to <40	40 to <45	45 to <50	50 to <55	55 to <60	60 to <65	65 to <70	70 to <75	75 to <80	80 to <85	85 to <90	90 to <95	95 to <100	100 to >105	Total Counts	Avg Speed (MPH)	85pct Speed	10MPH Pace	% in pace	# of Speeders	% Speeders
08/05/2023	00:00	0	1	6	5	2	0	0	0	0	0	0	0	0	0	0	0	0	0	0	14	25.1	30	20 to 30	78.6	*	*
08/05/2023	01:00	0	2	1	1	1	0	0	0	0	0	0	0	0	0	0	0	0	0	0	5	23	30	15 to 25	60.0	*	*
08/05/2023	02:00	0	0	0	0	0	0	0	0	0	0	0	0	0	0	0	0	0	0	0	0	0	0	*	*	*	*
08/05/2023	03:00	0	0	2	0	0	0	0	0	0	0	0	0	0	0	0	0	0	0	0	2	22.5	25	15 to 25	100.0	*	*
08/05/2023	04:00	0	2	3	2	1	0	1	0	0	0	0	0	0	0	0	0	0	0	0	9	25.6	35	15 to 25	55.6	1	11.1
08/05/2023	05:00	0	1	2	3	2	0	0	0	0	0	0	0	0	0	0	0	0	0	0	8	25.9	32.5	20 to 30	62.5	*	*
08/05/2023	06:00	0	1	15	4	2	0	2	0	0	0	0	0	0	0	0	0	0	0	0	24	25.5	30	20 to 30	79.2	2	8.3
08/05/2023	07:00	1	2	17	6	2	0	0	0	0	0	0	0	0	0	0	0	0	0	0	28	23.4	28.3	20 to 30	82.1	*	*
08/05/2023	08:00	0	4	27	15	2	1	0	0	0	0	0	0	0	0	0	0	0	0	0	49	24.2	28.7	20 to 30	85.7	1	2.0
08/05/2023	09:00	1	13	39	29	6	0	0	0	0	0	0	0	0	0	0	0	0	0	0	88	23.9	28.8	20 to 30	77.3	*	*
08/05/2023	10:00	3	15	59	23	5	0	0	0	0	0	0	0	0	0	0	0	0	0	0	105	23	27.6	20 to 30	78.1	*	*
08/05/2023	11:00	5	27	80	33	0	0	0	0	0	0	0	0	0	0	0	0	0	0	0	145	22.3	26.7	20 to 30	77.9	*	*
08/05/2023	12:00	3	35	92	25	1	0	0	0	0	0	0	0	0	0	0	0	0	0	0	156	22	25.6	15 to 25	81.4	*	*
08/05/2023	13:00	1	30	58	28	6	0	0	0	0	0	0	0	0	0	0	0	0	0	0	123	22.8	27.9	15 to 25	71.5	*	*
08/05/2023	14:00	1	30	72	20	0	0	0	0	0	0	0	0	0	0	0	0	0	0	0	123	22	25.5	15 to 25	82.9	*	*
08/05/2023	15:00	2	14	54	29	3	0	0	0	0	0	0	0	0	0	0	0	0	0	0	102	23.3	27.9	20 to 30	81.4	*	*
08/05/2023	16:00	1	17	75	28	2	0	0	0	0	0	0	0	0	0	0	0	0	0	0	123	23	27.1	20 to 30	83.7	*	*
08/05/2023	17:00	4	21	56	29	5	1	0	0	0	0	0	0	0	0	0	0	0	0	0	116	23	28.1	20 to 30	73.3	1	0.9
08/05/2023	18:00	1	14	36	28	4	1	1	0	0	0	0	0	0	0	0	0	0	0	0	85	24	28.8	20 to 30	75.3	2	2.4
08/05/2023	19:00	0	8	28	13	0	0	0	0	0	0	0	0	0	0	0	0	0	0	0	49	22.9	27.3	20 to 30	83.7	*	*
08/05/2023	20:00	1	8	22	15	0	1	0	0	0	0	0	0	0	0	0	0	0	0	0	47	23.3	28	20 to 30	78.7	1	2.1
08/05/2023	21:00	0	3	12	11	3	0	0	0	0	0	0	0	0	0	0	0	0	0	0	29	24.8	29.5	20 to 30	79.3	*	*
08/05/2023	22:00	0	4	9	0	1	0	0	0	0	0	0	0	0	0	0	0	0	0	0	14	21.6	24.4	15 to 25	92.9	*	*
08/05/2023	23:00	0	1	2	0	0	0	0	0	0	0	0	0	0	0	0	0	0	0	0	3	20.3	25	15 to 25	100.0	*	*
24 Hr Summary		24	253	767	347	48	4	4	0	0	0	0	0	0	0	0	0	0	0	0	1447	23	27.7	20 to 30	77.0	8	0.6

Incoming Histogram
2023 May 24 Marsworth Road

from Mon-Apr-03-2023-03-00-PM to Wed-May-24-2023-10-59-AM

Date	Starting Hr:min	<15	15 to <20	20 to <25	25 to <30	30 to <35	35 to <40	40 to <45	45 to <50	50 to <55	55 to <60	60 to <65	65 to <70	70 to <75	75 to <80	80 to <85	85 to <90	90 to <95	95 to <100	100 to >105	Total Counts	Avg Speed (MPH)	85pct Speed	10MPH Pace	% in pace	# of Speeders	% Speeders
09/05/2023	00:00	0	0	1	2	0	0	0	0	0	0	0	0	0	0	0	0	0	0	0	3	25.7	30	20 to 30	100.0	*	*
09/05/2023	01:00	0	0	1	3	0	0	0	0	0	0	0	0	0	0	0	0	0	0	0	4	26	28.3	20 to 30	100.0	*	*
09/05/2023	02:00	0	0	1	2	0	0	0	0	0	0	0	0	0	0	0	0	0	0	0	3	25.3	30	20 to 30	100.0	*	*
09/05/2023	03:00	0	0	3	1	0	0	0	0	0	0	0	0	0	0	0	0	0	0	0	4	23.3	25	20 to 30	100.0	*	*
09/05/2023	04:00	0	0	1	1	0	0	0	0	0	0	0	0	0	0	0	0	0	0	0	2	24.5	30	20 to 30	100.0	*	*
09/05/2023	05:00	0	1	6	8	3	0	0	0	0	0	0	0	0	0	0	0	0	0	0	18	25.9	30	20 to 30	77.8	*	*
09/05/2023	06:00	1	1	18	28	4	0	0	0	0	0	0	0	0	0	0	0	0	0	0	52	25.6	29.3	20 to 30	88.5	*	*
09/05/2023	07:00	4	26	74	32	3	0	0	0	0	0	0	0	0	0	0	0	0	0	0	139	22.6	27.2	20 to 30	76.3	*	*
09/05/2023	08:00	32	75	108	20	1	0	0	0	0	0	0	0	0	0	0	0	0	0	0	236	19.9	24.4	15 to 25	77.5	*	*
09/05/2023	09:00	20	44	61	17	2	1	0	0	0	0	0	0	0	0	0	0	0	0	0	145	20.2	24.8	15 to 25	72.4	1	0.7
09/05/2023	10:00	14	42	52	18	0	0	0	0	0	0	0	0	0	0	0	0	0	0	0	126	20.3	24.9	15 to 25	74.6	*	*
09/05/2023	11:00	10	33	57	21	1	0	0	0	0	0	0	0	0	0	0	0	0	0	0	122	21.2	26	15 to 25	73.8	*	*
09/05/2023	12:00	12	40	70	40	5	1	0	0	0	0	0	0	0	0	0	0	0	0	0	168	22.1	27.6	15 to 25	65.5	1	0.6
09/05/2023	13:00	3	31	58	30	4	0	0	0	0	0	0	0	0	0	0	0	0	0	0	126	22.5	27.5	15 to 25	70.6	*	*
09/05/2023	14:00	13	33	87	29	3	1	0	0	0	0	0	0	0	0	0	0	0	0	0	166	21.7	26.4	15 to 25	72.3	1	0.6
09/05/2023	15:00	21	43	96	31	2	0	0	0	0	0	0	0	0	0	0	0	0	0	0	193	21.1	25.6	15 to 25	72.0	*	*
09/05/2023	16:00	33	64	106	32	3	0	0	0	0	0	0	0	0	0	0	0	0	0	0	238	20.5	25	15 to 25	71.4	*	*
09/05/2023	17:00	22	72	135	40	6	0	0	0	0	0	0	0	0	0	0	0	0	0	0	275	21.2	25.6	15 to 25	75.3	*	*
09/05/2023	18:00	2	30	80	29	4	0	0	0	0	0	0	0	0	0	0	0	0	0	0	145	22.6	26.9	15 to 25	75.9	*	*
09/05/2023	19:00	1	6	41	13	7	1	0	0	0	0	0	0	0	0	0	0	0	0	0	69	24	29.2	20 to 30	78.3	1	1.4
09/05/2023	20:00	0	4	16	10	2	0	0	0	0	0	0	0	0	0	0	0	0	0	0	32	23.9	28.5	20 to 30	81.3	*	*
09/05/2023	21:00	2	9	26	6	3	0	0	0	0	0	0	0	0	0	0	0	0	0	0	46	22.3	26.7	15 to 25	76.1	*	*
09/05/2023	22:00	1	2	15	2	1	0	0	0	0	0	0	0	0	0	0	0	0	0	0	21	22.4	25	15 to 25	81.0	*	*
09/05/2023	23:00	0	2	7	5	2	0	0	0	0	0	0	0	0	0	0	0	0	0	0	16	24.5	30	20 to 30	75.0	*	*
24 Hr Summary		191	558	1120	420	56	4	0	0	0	0	0	0	0	0	0	0	0	0	0	2349	21.6	26.5	15 to 25	71.4	4	0.2

Incoming Histogram
2023 May 24 Marsworth Road

from Mon-Apr-03-2023-03-00-PM to Wed-May-24-2023-10-59-AM

Date	Starting Hr:min	<15	15 to <20	20 to <25	25 to <30	30 to <35	35 to <40	40 to <45	45 to <50	50 to <55	55 to <60	60 to <65	65 to <70	70 to <75	75 to <80	80 to <85	85 to <90	90 to <95	95 to <100	100 to >105	Total Counts	Avg Speed (MPH)	85pct Speed	10MPH Pace	% in pace	# of Speeders	% Speeders
10/05/2023	00:00	0	0	4	0	1	0	0	0	0	0	0	0	0	0	0	0	0	0	0	5	24.2	25	15 to 25	80.0	*	*
10/05/2023	01:00	0	0	1	1	0	0	0	0	0	0	0	0	0	0	0	0	0	0	0	2	24.5	30	20 to 30	100.0	*	*
10/05/2023	02:00	0	1	1	0	0	1	0	0	0	0	0	0	0	0	0	0	0	0	0	3	25.3	40	15 to 25	66.7	1	33.3
10/05/2023	03:00	0	1	4	1	2	0	0	0	0	0	0	0	0	0	0	0	0	0	0	8	24.6	32.5	15 to 25	62.5	*	*
10/05/2023	04:00	0	1	1	0	0	0	0	0	0	0	0	0	0	0	0	0	0	0	0	2	19.5	25	15 to 25	100.0	*	*
10/05/2023	05:00	0	4	7	8	6	0	0	0	0	0	0	0	0	0	0	0	0	0	0	25	25.6	31.7	20 to 30	60.0	*	*
10/05/2023	06:00	0	6	12	17	9	1	1	0	0	0	0	0	0	0	0	0	0	0	0	46	26.3	32.2	20 to 30	63.0	2	4.3
10/05/2023	07:00	4	17	88	34	5	0	0	0	0	0	0	0	0	0	0	0	0	0	0	148	23.1	27.5	20 to 30	82.4	*	*
10/05/2023	08:00	10	72	123	35	1	0	0	0	0	0	0	0	0	0	0	0	0	0	0	241	21.3	25	15 to 25	80.9	*	*
10/05/2023	09:00	7	31	74	31	7	0	0	0	0	0	0	0	0	0	0	0	0	0	0	150	22.4	27.6	15 to 25	70.0	*	*
10/05/2023	10:00	13	25	84	27	1	0	0	0	0	0	0	0	0	0	0	0	0	0	0	150	21.7	26.1	20 to 30	74.0	*	*
10/05/2023	11:00	9	36	62	22	2	1	0	0	0	0	0	0	0	0	0	0	0	0	0	132	21.4	26.1	15 to 25	74.2	1	0.8
10/05/2023	12:00	9	24	85	26	4	1	0	0	0	0	0	0	0	0	0	0	0	0	0	149	22.3	26.7	20 to 30	74.5	1	0.7
10/05/2023	13:00	10	44	59	26	4	0	0	0	0	0	0	0	0	0	0	0	0	0	0	143	21.3	26.7	15 to 25	72.0	*	*
10/05/2023	14:00	19	44	78	22	3	0	0	0	0	0	0	0	0	0	0	0	0	0	0	166	20.8	25	15 to 25	73.5	*	*
10/05/2023	15:00	26	41	82	14	2	0	0	0	0	0	0	0	0	0	0	0	0	0	0	165	20	24.5	15 to 25	74.5	*	*
10/05/2023	16:00	32	54	103	36	3	0	0	0	0	0	0	0	0	0	0	0	0	0	0	228	20.7	25.7	15 to 25	68.9	*	*
10/05/2023	17:00	12	71	126	51	3	0	0	0	0	0	0	0	0	0	0	0	0	0	0	263	21.7	26.5	15 to 25	74.9	*	*
10/05/2023	18:00	4	37	91	34	4	0	0	0	0	0	0	0	0	0	0	0	0	0	0	170	22.4	26.8	15 to 25	75.3	*	*
10/05/2023	19:00	2	27	66	30	1	0	0	0	0	0	0	0	0	0	0	0	0	0	0	126	22.5	27	20 to 30	76.2	*	*
10/05/2023	20:00	0	8	33	17	4	0	0	0	0	0	0	0	0	0	0	0	0	0	0	62	23.8	28.5	20 to 30	80.6	*	*
10/05/2023	21:00	0	7	18	5	0	0	0	0	0	0	0	0	0	0	0	0	0	0	0	30	22.1	26	15 to 25	83.3	*	*
10/05/2023	22:00	2	6	16	4	1	0	0	0	0	0	0	0	0	0	0	0	0	0	0	29	21.5	26.2	15 to 25	75.9	*	*
10/05/2023	23:00	0	9	9	4	0	0	0	0	0	0	0	0	0	0	0	0	0	0	0	22	21.2	26.2	15 to 25	81.8	*	*
24 Hr Summary		159	566	1227	445	63	4	1	0	0	0	0	0	0	0	0	0	0	0	0	2465	21.8	26.6	15 to 25	72.7	5	0.2

Incoming Histogram
2023 May 24 Marsworth Road

from Mon-Apr-03-2023-03-00-PM to Wed-May-24-2023-10-59-AM

Date	Starting Hr:min	<15	15 to <20	20 to <25	25 to <30	30 to <35	35 to <40	40 to <45	45 to <50	50 to <55	55 to <60	60 to <65	65 to <70	70 to <75	75 to <80	80 to <85	85 to <90	90 to <95	95 to <100	100 to >105	Total Counts	Avg Speed (MPH)	85pct Speed	10MPH Pace	% in pace	# of Speeders	% Speeders
11/05/2023	00:00	0	0	1	0	0	0	0	0	0	0	0	0	0	0	0	0	0	0	0	1	22	25	15 to 25	100.0	*	*
11/05/2023	01:00	0	0	2	2	0	0	0	0	0	0	0	0	0	0	0	0	0	0	0	4	25	27.5	20 to 30	100.0	*	*
11/05/2023	02:00	0	1	2	4	2	0	0	0	0	0	0	0	0	0	0	0	0	0	0	9	26	32.5	20 to 30	66.7	*	*
11/05/2023	03:00	0	0	0	0	0	1	0	0	0	0	0	0	0	0	0	0	0	0	0	1	37	40	30 to 40	100.0	1	100.0
11/05/2023	04:00	0	0	3	0	0	0	0	0	0	0	0	0	0	0	0	0	0	0	0	3	22.3	25	15 to 25	100.0	*	*
11/05/2023	05:00	0	3	9	5	4	1	0	0	0	0	0	0	0	0	0	0	0	0	0	22	25.2	32.5	20 to 30	63.6	1	4.5
11/05/2023	06:00	1	3	27	25	12	2	0	0	0	0	0	0	0	0	0	0	0	0	0	70	25.9	31.7	20 to 30	74.3	2	2.9
11/05/2023	07:00	2	35	86	38	4	1	0	0	0	0	0	0	0	0	0	0	0	0	0	166	22.8	27.4	20 to 30	74.7	1	0.6
11/05/2023	08:00	22	54	117	47	4	0	0	0	0	0	0	0	0	0	0	0	0	0	0	244	21.6	26.5	15 to 25	70.1	*	*
11/05/2023	09:00	20	34	71	16	2	0	0	0	0	0	0	0	0	0	0	0	0	0	0	143	20.5	24.8	15 to 25	73.4	*	*
11/05/2023	10:00	20	37	68	20	5	0	0	0	0	0	0	0	0	0	0	0	0	0	0	150	20.7	25.8	15 to 25	70.0	*	*
11/05/2023	11:00	19	38	55	24	3	0	0	0	0	0	0	0	0	0	0	0	0	0	0	139	20.6	26.2	15 to 25	66.9	*	*
11/05/2023	12:00	11	26	69	19	1	0	0	0	0	0	0	0	0	0	0	0	0	0	0	126	21.2	25.3	15 to 25	75.4	*	*
11/05/2023	13:00	6	24	66	19	3	1	0	0	0	0	0	0	0	0	0	0	0	0	0	119	22.1	26.3	15 to 25	75.6	1	0.8
11/05/2023	14:00	9	35	86	43	3	0	0	0	0	0	0	0	0	0	0	0	0	0	0	176	22.4	27.3	20 to 30	73.3	*	*
11/05/2023	15:00	27	65	89	26	1	0	0	0	0	0	0	0	0	0	0	0	0	0	0	208	20.2	24.8	15 to 25	74.0	*	*
11/05/2023	16:00	23	57	116	41	8	0	0	0	0	0	0	0	0	0	0	0	0	0	0	245	21.5	26.5	15 to 25	70.6	*	*
11/05/2023	17:00	4	49	150	54	3	0	0	0	0	0	0	0	0	0	0	0	0	0	0	260	22.5	26.7	20 to 30	78.5	*	*
11/05/2023	18:00	4	30	94	36	1	1	0	0	0	0	0	0	0	0	0	0	0	0	0	166	22.6	26.8	20 to 30	78.3	1	0.6
11/05/2023	19:00	2	11	34	19	1	0	0	0	0	0	0	0	0	0	0	0	0	0	0	67	22.9	27.6	20 to 30	79.1	*	*
11/05/2023	20:00	1	3	38	7	5	0	0	0	0	0	0	0	0	0	0	0	0	0	0	54	23.5	27.9	20 to 30	83.3	*	*
11/05/2023	21:00	2	10	29	13	1	1	0	0	0	0	0	0	0	0	0	0	0	0	0	56	22.7	27.7	20 to 30	75.0	1	1.8
11/05/2023	22:00	0	10	10	10	0	1	0	0	0	0	0	0	0	0	0	0	0	0	0	31	22.9	28	15 to 25	64.5	1	3.2
11/05/2023	23:00	0	2	5	3	1	0	0	0	0	0	0	0	0	0	0	0	0	0	0	11	23.7	28.3	20 to 30	72.7	*	*
24 Hr Summary		173	527	1227	471	64	9	0	0	0	0	0	0	0	0	0	0	0	0	0	2471	21.9	26.8	15 to 25	71.0	9	0.4

Incoming Histogram
2023 May 24 Marsworth Road

from Mon-Apr-03-2023-03-00-PM to Wed-May-24-2023-10-59-AM

Date	Starting Hr:min	<15	15 to <20	20 to <25	25 to <30	30 to <35	35 to <40	40 to <45	45 to <50	50 to <55	55 to <60	60 to <65	65 to <70	70 to <75	75 to <80	80 to <85	85 to <90	90 to <95	95 to <100	100 to >105	Total Counts	Avg Speed (MPH)	85pct Speed	10MPH Pace	% in pace	# of Speeders	% Speeders
12/05/2023	00:00	0	1	5	2	0	0	0	0	0	0	0	0	0	0	0	0	0	0	0	8	22.9	27.5	20 to 30	87.5	*	*
12/05/2023	01:00	0	1	1	1	0	0	0	0	0	0	0	0	0	0	0	0	0	0	0	3	22	30	15 to 25	66.7	*	*
12/05/2023	02:00	0	4	3	3	1	0	0	0	0	0	0	0	0	0	0	0	0	0	0	11	22.7	28.3	15 to 25	63.6	*	*
12/05/2023	03:00	0	2	3	2	1	0	0	0	0	0	0	0	0	0	0	0	0	0	0	8	23.3	30	15 to 25	62.5	*	*
12/05/2023	04:00	0	0	3	4	1	0	0	0	0	0	0	0	0	0	0	0	0	0	0	8	26	30	20 to 30	87.5	*	*
12/05/2023	05:00	0	4	11	9	2	1	1	0	0	0	0	0	0	0	0	0	0	0	0	28	25.2	30	20 to 30	71.4	2	7.1
12/05/2023	06:00	2	6	15	20	6	1	0	0	0	0	0	0	0	0	0	0	0	0	0	50	24.8	29.8	20 to 30	70.0	1	2.0
12/05/2023	07:00	0	28	81	30	7	1	0	0	0	0	0	0	0	0	0	0	0	0	0	147	23.1	27.7	20 to 30	75.5	1	0.7
12/05/2023	08:00	16	66	122	47	2	0	0	0	0	0	0	0	0	0	0	0	0	0	0	253	21.5	26.2	15 to 25	74.3	*	*
12/05/2023	09:00	25	37	62	22	0	0	0	0	0	0	0	0	0	0	0	0	0	0	0	146	20.2	25	15 to 25	67.8	*	*
12/05/2023	10:00	22	44	59	18	0	0	0	0	0	0	0	0	0	0	0	0	0	0	0	143	19.9	24.7	15 to 25	72.0	*	*
12/05/2023	11:00	23	35	77	28	4	0	0	0	0	0	0	0	0	0	0	0	0	0	0	167	21	26.2	15 to 25	67.1	*	*
12/05/2023	12:00	19	39	69	24	0	0	0	0	0	0	0	0	0	0	0	0	0	0	0	151	20.6	25.2	15 to 25	71.5	*	*
12/05/2023	13:00	9	41	55	23	5	0	0	0	0	0	0	0	0	0	0	0	0	0	0	133	21.5	26.7	15 to 25	72.2	*	*
12/05/2023	14:00	6	27	84	36	7	1	0	0	0	0	0	0	0	0	0	0	0	0	0	161	22.9	27.8	20 to 30	74.5	1	0.6
12/05/2023	15:00	24	69	80	34	3	0	0	0	0	0	0	0	0	0	0	0	0	0	0	210	20.6	25.7	15 to 25	71.0	*	*
12/05/2023	16:00	4	55	125	33	8	0	0	0	0	0	0	0	0	0	0	0	0	0	0	225	22.2	26.1	15 to 25	80.0	*	*
12/05/2023	17:00	11	49	108	58	1	1	0	0	0	0	0	0	0	0	0	0	0	0	0	228	22.3	27.2	20 to 30	72.8	1	0.4
12/05/2023	18:00	13	49	94	30	1	0	0	0	0	0	0	0	0	0	0	0	0	0	0	187	21.3	25.5	15 to 25	76.5	*	*
12/05/2023	19:00	1	13	56	24	5	0	0	0	0	0	0	0	0	0	0	0	0	0	0	99	23.4	27.9	20 to 30	80.8	*	*
12/05/2023	20:00	3	7	39	14	2	0	0	0	0	0	0	0	0	0	0	0	0	0	0	65	22.8	27.1	20 to 30	81.5	*	*
12/05/2023	21:00	1	7	15	9	1	0	0	0	0	0	0	0	0	0	0	0	0	0	0	33	22.7	27.8	20 to 30	72.7	*	*
12/05/2023	22:00	2	6	15	3	0	0	0	0	0	0	0	0	0	0	0	0	0	0	0	26	20.8	24.7	15 to 25	80.8	*	*
12/05/2023	23:00	0	3	4	3	1	1	0	0	0	0	0	0	0	0	0	0	0	0	0	12	24.3	30	15 to 25	58.3	1	8.3
24 Hr Summary		181	593	1186	477	58	6	1	0	0	0	0	0	0	0	0	0	0	0	0	2502	21.7	26.8	15 to 25	71.1	7	0.3

Incoming Histogram
2023 May 24 Marsworth Road

from Mon-Apr-03-2023-03-00-PM to Wed-May-24-2023-10-59-AM

Date	Starting Hr:min	<15	15 to <20	20 to <25	25 to <30	30 to <35	35 to <40	40 to <45	45 to <50	50 to <55	55 to <60	60 to <65	65 to <70	70 to <75	75 to <80	80 to <85	85 to <90	90 to <95	95 to <100	100 to >105	Total Counts	Avg Speed (MPH)	85pct Speed	10MPH Pace	% in pace	# of Speeders	% Speeders
13/05/2023	00:00	0	4	6	0	1	1	1	0	0	0	0	0	0	0	0	0	0	0	0	13	24.2	35	15 to 25	76.9	2	15.4
13/05/2023	01:00	0	0	5	1	0	0	0	0	0	0	0	0	0	0	0	0	0	0	0	6	23.2	25	20 to 30	100.0	*	*
13/05/2023	02:00	0	3	1	0	0	0	0	0	0	0	0	0	0	0	0	0	0	0	0	4	18.5	20	15 to 25	100.0	*	*
13/05/2023	03:00	0	1	6	5	0	0	0	0	0	0	0	0	0	0	0	0	0	0	0	12	23.9	28	20 to 30	91.7	*	*
13/05/2023	04:00	0	0	2	2	1	0	0	0	0	0	0	0	0	0	0	0	0	0	0	5	26	30	20 to 30	80.0	*	*
13/05/2023	05:00	0	3	6	11	2	0	0	0	0	0	0	0	0	0	0	0	0	0	0	22	25	29.5	20 to 30	77.3	*	*
13/05/2023	06:00	0	1	10	16	7	0	1	0	0	0	0	0	0	0	0	0	0	0	0	35	27.1	32.1	20 to 30	74.3	1	2.9
13/05/2023	07:00	0	8	26	20	3	1	0	0	0	0	0	0	0	0	0	0	0	0	0	58	24.2	28.8	20 to 30	79.3	1	1.7
13/05/2023	08:00	1	17	60	28	1	1	0	0	0	0	0	0	0	0	0	0	0	0	0	108	23.1	27.5	20 to 30	81.5	1	0.9
13/05/2023	09:00	4	25	62	22	6	1	0	0	0	0	0	0	0	0	0	0	0	0	0	120	22.6	27.5	15 to 25	72.5	1	0.8
13/05/2023	10:00	3	38	81	30	6	0	0	0	0	0	0	0	0	0	0	0	0	0	0	158	22.4	27	15 to 25	75.3	*	*
13/05/2023	11:00	17	32	81	17	3	1	0	0	0	0	0	0	0	0	0	0	0	0	0	151	21.1	24.9	15 to 25	74.8	1	0.7
13/05/2023	12:00	23	46	73	17	2	0	0	0	0	0	0	0	0	0	0	0	0	0	0	161	20.2	24.7	15 to 25	73.9	*	*
13/05/2023	13:00	2	48	93	24	1	0	0	0	0	0	0	0	0	0	0	0	0	0	0	168	21.7	25	15 to 25	83.9	*	*
13/05/2023	14:00	10	29	63	22	1	0	0	0	0	0	0	0	0	0	0	0	0	0	0	125	21.5	25.9	15 to 25	73.6	*	*
13/05/2023	15:00	4	15	62	32	5	0	0	0	0	0	0	0	0	0	0	0	0	0	0	118	23.3	28	20 to 30	79.7	*	*
13/05/2023	16:00	9	38	63	24	3	0	0	0	0	0	0	0	0	0	0	0	0	0	0	137	21.5	26.2	15 to 25	73.7	*	*
13/05/2023	17:00	0	17	73	29	2	1	0	0	0	0	0	0	0	0	0	0	0	0	0	122	23.2	27.4	20 to 30	83.6	1	0.8
13/05/2023	18:00	0	18	55	25	2	0	0	0	0	0	0	0	0	0	0	0	0	0	0	100	23	27.4	20 to 30	80.0	*	*
13/05/2023	19:00	0	18	62	19	2	0	0	0	0	0	0	0	0	0	0	0	0	0	0	101	22.7	26.6	20 to 30	80.2	*	*
13/05/2023	20:00	1	7	22	19	4	0	0	0	0	0	0	0	0	0	0	0	0	0	0	53	24.1	28.9	20 to 30	77.4	*	*
13/05/2023	21:00	0	5	30	10	1	0	1	1	0	0	0	0	0	0	0	0	0	0	0	48	24.1	28	20 to 30	83.3	2	4.2
13/05/2023	22:00	0	7	8	6	1	0	0	0	0	0	0	0	0	0	0	0	0	0	0	22	22.5	28.3	15 to 25	68.2	*	*
13/05/2023	23:00	1	4	14	7	2	0	0	0	0	0	0	0	0	0	0	0	0	0	0	28	23.3	28.6	20 to 30	75.0	*	*
24 Hr Summary		75	384	964	386	56	6	3	1	0	0	0	0	0	0	0	0	0	0	0	1875	22.4	27.2	20 to 30	72.0	10	0.5

Incoming Histogram
2023 May 24 Marsworth Road

from Mon-Apr-03-2023-03-00-PM to Wed-May-24-2023-10-59-AM

Date	Starting Hr:min	<15	15 to <20	20 to <25	25 to <30	30 to <35	35 to <40	40 to <45	45 to <50	50 to <55	55 to <60	60 to <65	65 to <70	70 to <75	75 to <80	80 to <85	85 to <90	90 to <95	95 to <100	100 to >105	Total Counts	Avg Speed (MPH)	85pct Speed	10MPH Pace	% in pace	# of Speeders	% Speeders
14/05/2023	00:00	0	8	5	2	0	0	0	0	0	0	0	0	0	0	0	0	0	0	0	15	20.3	25	15 to 25	86.7	*	*
14/05/2023	01:00	0	3	2	3	3	0	0	0	0	0	0	0	0	0	0	0	0	0	0	11	25	31.7	25 to 35	54.5	*	*
14/05/2023	02:00	0	0	1	1	0	0	0	0	0	0	0	0	0	0	0	0	0	0	0	2	24.5	30	20 to 30	100.0	*	*
14/05/2023	03:00	0	0	2	0	3	0	0	0	0	0	0	0	0	0	0	0	0	0	0	5	28.2	33.3	25 to 35	60.0	*	*
14/05/2023	04:00	0	1	1	1	1	0	0	0	0	0	0	0	0	0	0	0	0	0	0	4	24.5	30	15 to 25	50.0	*	*
14/05/2023	05:00	0	2	5	2	3	0	0	0	0	0	0	0	0	0	0	0	0	0	0	12	24.8	31.7	15 to 25	58.3	*	*
14/05/2023	06:00	0	0	7	2	1	0	0	0	0	0	0	0	0	0	0	0	0	0	0	10	24.3	27.5	20 to 30	90.0	*	*
14/05/2023	07:00	0	1	16	13	1	0	0	0	0	0	0	0	0	0	0	0	0	0	0	31	24.6	28.5	20 to 30	93.5	*	*
14/05/2023	08:00	2	16	31	13	3	2	0	0	0	0	0	0	0	0	0	0	0	0	0	67	22.8	28.1	15 to 25	70.1	2	3.0
14/05/2023	09:00	0	13	46	26	3	0	0	0	0	0	0	0	0	0	0	0	0	0	0	88	23.5	28.1	20 to 30	81.8	*	*
14/05/2023	10:00	4	24	72	24	4	1	0	0	0	0	0	0	0	0	0	0	0	0	0	129	22.6	27.1	15 to 25	74.4	1	0.8
14/05/2023	11:00	4	25	64	40	7	1	0	0	0	0	0	0	0	0	0	0	0	0	0	141	23.3	28.4	20 to 30	73.8	1	0.7
14/05/2023	12:00	1	33	77	31	2	0	0	0	0	0	0	0	0	0	0	0	0	0	0	144	22.5	26.8	15 to 25	76.4	*	*
14/05/2023	13:00	2	28	107	25	1	0	0	0	0	0	0	0	0	0	0	0	0	0	0	163	22.3	25.4	15 to 25	82.8	*	*
14/05/2023	14:00	2	32	64	30	4	0	0	0	0	0	0	0	0	0	0	0	0	0	0	132	22.5	27.3	15 to 25	72.7	*	*
14/05/2023	15:00	1	34	63	23	3	0	0	0	0	0	0	0	0	0	0	0	0	0	0	124	22.2	26.5	15 to 25	78.2	*	*
14/05/2023	16:00	2	36	82	19	2	0	0	0	0	0	0	0	0	0	0	0	0	0	0	141	21.9	25	15 to 25	83.7	*	*
14/05/2023	17:00	1	18	66	22	1	0	1	0	0	0	0	0	0	0	0	0	0	0	0	109	22.8	26.8	20 to 30	80.7	1	0.9
14/05/2023	18:00	1	24	59	27	3	0	0	0	0	0	0	0	0	0	0	0	0	0	0	114	22.8	27.4	20 to 30	75.4	*	*
14/05/2023	19:00	1	5	42	16	6	0	0	0	0	0	0	0	0	0	0	0	0	0	0	70	23.9	28.8	20 to 30	82.9	*	*
14/05/2023	20:00	1	14	21	19	6	0	0	0	0	0	0	0	0	0	0	0	0	0	0	61	23.7	29.2	20 to 30	65.6	*	*
14/05/2023	21:00	1	7	16	7	1	0	1	0	0	0	0	0	0	0	0	0	0	0	0	33	23	27.9	15 to 25	69.7	1	3.0
14/05/2023	22:00	0	3	13	4	1	1	0	0	0	0	0	0	0	0	0	0	0	0	0	22	23.7	28.8	20 to 30	77.3	1	4.5
14/05/2023	23:00	2	4	1	1	0	0	0	0	0	0	0	0	0	0	0	0	0	0	0	8	17.9	25	10 to 20	75.0	*	*
24 Hr Summary		25	331	863	351	59	5	2	0	0	0	0	0	0	0	0	0	0	0	0	1636	22.8	27.5	20 to 30	74.2	7	0.4

Incoming Histogram
2023 May 24 Marsworth Road

from Mon-Apr-03-2023-03-00-PM to Wed-May-24-2023-10-59-AM

Date	Starting Hr:min	<15	15 to <20	20 to <25	25 to <30	30 to <35	35 to <40	40 to <45	45 to <50	50 to <55	55 to <60	60 to <65	65 to <70	70 to <75	75 to <80	80 to <85	85 to <90	90 to <95	95 to <100	100 to >105	Total Counts	Avg Speed (MPH)	85pct Speed	10MPH Pace	% in pace	# of Speeders	% Speeders
15/05/2023	00:00	0	2	2	2	0	0	1	0	0	0	0	0	0	0	0	0	0	0	0	7	25.1	30	15 to 25	57.1	1	14.3
15/05/2023	01:00	0	0	0	0	1	0	0	0	0	0	0	0	0	0	0	0	0	0	0	1	32	35	25 to 35	100.0	*	*
15/05/2023	02:00	0	1	2	1	0	0	0	0	0	0	0	0	0	0	0	0	0	0	0	4	22.3	25	15 to 25	75.0	*	*
15/05/2023	03:00	0	1	2	1	0	1	0	0	0	0	0	0	0	0	0	0	0	0	0	5	25	30	15 to 25	60.0	1	20.0
15/05/2023	04:00	0	1	5	2	0	0	0	0	0	0	0	0	0	0	0	0	0	0	0	8	22.9	27.5	20 to 30	87.5	*	*
15/05/2023	05:00	0	3	10	8	2	1	0	0	0	0	0	0	0	0	0	0	0	0	0	24	24.8	29.4	20 to 30	75.0	1	4.2
15/05/2023	06:00	2	6	31	27	6	1	1	0	0	0	0	0	0	0	0	0	0	0	0	74	24.9	29.4	20 to 30	78.4	2	2.7
15/05/2023	07:00	5	37	94	40	5	0	0	0	0	0	0	0	0	0	0	0	0	0	0	181	22.6	27.2	20 to 30	74.0	*	*
15/05/2023	08:00	25	65	103	24	0	0	0	0	0	0	0	0	0	0	0	0	0	0	0	217	20.3	24.6	15 to 25	77.4	*	*
15/05/2023	09:00	28	36	71	27	2	0	0	0	0	0	0	0	0	0	0	0	0	0	0	164	20.5	25.7	15 to 25	65.2	*	*
15/05/2023	10:00	6	29	54	26	7	0	0	0	0	0	0	0	0	0	0	0	0	0	0	122	22.4	27.9	15 to 25	68.0	*	*
15/05/2023	11:00	21	48	77	17	1	0	0	0	0	0	0	0	0	0	0	0	0	0	0	164	20.2	24.5	15 to 25	76.2	*	*
15/05/2023	12:00	12	33	73	29	1	0	0	0	0	0	0	0	0	0	0	0	0	0	0	148	21.5	26.4	15 to 25	71.6	*	*
15/05/2023	13:00	5	33	66	24	4	0	0	0	0	0	0	0	0	0	0	0	0	0	0	132	21.9	26.7	15 to 25	75.0	*	*
15/05/2023	14:00	15	49	89	24	1	0	0	0	0	0	0	0	0	0	0	0	0	0	0	178	21	24.9	15 to 25	77.5	*	*
15/05/2023	15:00	24	53	78	28	1	0	0	0	0	0	0	0	0	0	0	0	0	0	0	184	20.5	25.2	15 to 25	71.2	*	*
15/05/2023	16:00	12	59	125	45	6	0	0	0	0	0	0	0	0	0	0	0	0	0	0	247	21.9	26.6	15 to 25	74.5	*	*
15/05/2023	17:00	5	55	118	51	8	1	0	0	0	0	0	0	0	0	0	0	0	0	0	238	22.6	27.4	15 to 25	72.7	1	0.4
15/05/2023	18:00	0	25	90	40	2	0	0	0	0	0	0	0	0	0	0	0	0	0	0	157	23.1	27.2	20 to 30	82.8	*	*
15/05/2023	19:00	3	8	37	31	4	0	0	0	0	0	0	0	0	0	0	0	0	0	0	83	24	28.7	20 to 30	81.9	*	*
15/05/2023	20:00	1	8	33	14	2	0	1	0	0	0	0	0	0	0	0	0	0	0	0	59	23.4	27.9	20 to 30	79.7	1	1.7
15/05/2023	21:00	2	15	30	8	1	0	0	0	0	0	0	0	0	0	0	0	0	0	0	56	21.6	25.6	15 to 25	80.4	*	*
15/05/2023	22:00	0	8	17	3	1	0	0	0	0	0	0	0	0	0	0	0	0	0	0	29	21.9	25	15 to 25	86.2	*	*
15/05/2023	23:00	0	0	2	6	0	1	0	0	0	0	0	0	0	0	0	0	0	0	0	9	27.2	30	20 to 30	88.9	1	11.1
24 Hr Summary		166	575	1209	478	55	5	3	0	0	0	0	0	0	0	0	0	0	0	0	2491	21.8	26.7	15 to 25	71.6	8	0.3

Incoming Histogram
2023 May 24 Marsworth Road

from Mon-Apr-03-2023-03-00-PM to Wed-May-24-2023-10-59-AM

Date	Starting Hr:min	<15	15 to <20	20 to <25	25 to <30	30 to <35	35 to <40	40 to <45	45 to <50	50 to <55	55 to <60	60 to <65	65 to <70	70 to <75	75 to <80	80 to <85	85 to <90	90 to <95	95 to <100	100 to >105	Total Counts	Avg Speed (MPH)	85pct Speed	10MPH Pace	% in pace	# of Speeders	% Speeders
16/05/2023	00:00	0	1	1	0	0	0	0	0	0	0	0	0	0	0	0	0	0	0	0	2	19.5	25	15 to 25	100.0	*	*
16/05/2023	01:00	0	0	1	0	0	0	0	0	0	0	0	0	0	0	0	0	0	0	0	1	22	25	15 to 25	100.0	*	*
16/05/2023	02:00	0	0	3	3	0	0	0	0	0	0	0	0	0	0	0	0	0	0	0	6	24.8	28.3	20 to 30	100.0	*	*
16/05/2023	03:00	0	0	2	2	1	0	0	0	0	0	0	0	0	0	0	0	0	0	0	5	26.2	30	20 to 30	80.0	*	*
16/05/2023	04:00	0	1	3	1	2	0	0	0	0	0	0	0	0	0	0	0	0	0	0	7	24.9	32.5	15 to 25	57.1	*	*
16/05/2023	05:00	0	0	11	4	2	4	0	0	0	0	0	0	0	0	0	0	0	0	0	21	27	36.2	20 to 30	71.4	4	19.0
16/05/2023	06:00	3	3	29	24	9	1	0	0	0	0	0	0	0	0	0	0	0	0	0	69	25	30	20 to 30	76.8	1	1.4
16/05/2023	07:00	6	25	84	53	6	0	0	0	0	0	0	0	0	0	0	0	0	0	0	174	23.3	28.1	20 to 30	78.7	*	*
16/05/2023	08:00	37	59	80	23	1	0	0	0	0	0	0	0	0	0	0	0	0	0	0	200	19.6	24.6	15 to 25	69.5	*	*
16/05/2023	09:00	34	35	54	30	5	0	0	0	0	0	0	0	0	0	0	0	0	0	0	158	20.3	26.8	15 to 25	56.3	*	*
16/05/2023	10:00	12	34	54	20	6	0	0	0	0	0	0	0	0	0	0	0	0	0	0	126	21.3	26.8	15 to 25	69.8	*	*
16/05/2023	11:00	10	30	72	28	5	0	0	0	0	0	0	0	0	0	0	0	0	0	0	145	22	27	15 to 25	70.3	*	*
16/05/2023	12:00	8	32	82	24	3	0	0	0	0	0	0	0	0	0	0	0	0	0	0	149	21.8	26	15 to 25	76.5	*	*
16/05/2023	13:00	4	34	70	27	4	0	0	0	0	0	0	0	0	0	0	0	0	0	0	139	22.2	26.9	15 to 25	74.8	*	*
16/05/2023	14:00	30	42	74	27	0	1	0	0	0	0	0	0	0	0	0	0	0	0	0	174	20.3	25.4	15 to 25	66.7	1	0.6
16/05/2023	15:00	37	55	79	14	0	0	0	0	0	0	0	0	0	0	0	0	0	0	0	185	19.3	24.1	15 to 25	72.4	*	*
16/05/2023	16:00	34	80	99	32	3	0	0	0	0	0	0	0	0	0	0	0	0	0	0	248	20.1	24.9	15 to 25	72.2	*	*
16/05/2023	17:00	9	66	165	48	3	0	0	0	0	0	0	0	0	0	0	0	0	0	0	291	22	25.7	15 to 25	79.4	*	*
16/05/2023	18:00	6	35	95	36	3	0	0	0	0	0	0	0	0	0	0	0	0	0	0	175	22.3	26.8	20 to 30	74.9	*	*
16/05/2023	19:00	5	21	42	25	0	0	0	0	0	0	0	0	0	0	0	0	0	0	0	93	22.1	27.2	20 to 30	72.0	*	*
16/05/2023	20:00	2	9	29	15	7	0	0	0	0	0	0	0	0	0	0	0	0	0	0	62	23.7	29.3	20 to 30	71.0	*	*
16/05/2023	21:00	0	5	12	10	2	0	0	0	0	0	0	0	0	0	0	0	0	0	0	29	23.9	29	20 to 30	75.9	*	*
16/05/2023	22:00	1	7	16	4	1	0	0	0	0	0	0	0	0	0	0	0	0	0	0	29	21.8	26.2	15 to 25	79.3	*	*
16/05/2023	23:00	1	4	5	2	2	0	0	0	0	0	0	0	0	0	0	0	0	0	0	14	22.2	30	15 to 25	64.3	*	*
24 Hr Summary		239	578	1162	452	65	6	0	0	0	0	0	0	0	0	0	0	0	0	0	2502	21.5	26.6	15 to 25	69.5	6	0.2

Incoming Histogram
2023 May 24 Marsworth Road

from Mon-Apr-03-2023-03-00-PM to Wed-May-24-2023-10-59-AM

Date	Starting Hr:min	<15	15 to <20	20 to <25	25 to <30	30 to <35	35 to <40	40 to <45	45 to <50	50 to <55	55 to <60	60 to <65	65 to <70	70 to <75	75 to <80	80 to <85	85 to <90	90 to <95	95 to <100	100 to >105	Total Counts	Avg Speed (MPH)	85pct Speed	10MPH Pace	% in pace	# of Speeders	% Speeders
17/05/2023	00:00	0	1	3	0	0	0	0	0	0	0	0	0	0	0	0	0	0	0	0	4	21	23.3	15 to 25	100.0	*	*
17/05/2023	01:00	1	0	1	1	0	0	0	0	0	0	0	0	0	0	0	0	0	0	0	3	20.3	30	20 to 30	66.7	*	*
17/05/2023	02:00	0	0	1	2	1	0	0	0	0	0	0	0	0	0	0	0	0	0	0	4	27.3	30	20 to 30	75.0	*	*
17/05/2023	03:00	0	2	1	2	0	0	0	0	0	0	0	0	0	0	0	0	0	0	0	5	22	27.5	15 to 25	60.0	*	*
17/05/2023	04:00	0	0	1	2	0	0	0	0	0	0	0	0	0	0	0	0	0	0	0	3	25.3	30	20 to 30	100.0	*	*
17/05/2023	05:00	1	1	6	12	3	1	0	0	0	0	0	0	0	0	0	0	0	0	0	24	26.1	30	20 to 30	75.0	1	4.2
17/05/2023	06:00	1	9	23	17	6	1	0	0	0	0	0	0	0	0	0	0	0	0	0	57	24.2	29.4	20 to 30	70.2	1	1.8
17/05/2023	07:00	2	39	79	43	6	1	0	0	0	0	0	0	0	0	0	0	0	0	0	170	22.9	27.8	20 to 30	71.8	1	0.6
17/05/2023	08:00	14	46	128	52	2	0	0	0	0	0	0	0	0	0	0	0	0	0	0	242	22.1	26.7	20 to 30	74.4	*	*
17/05/2023	09:00	4	29	53	30	4	0	0	0	0	0	0	0	0	0	0	0	0	0	0	120	22.5	27.7	20 to 30	69.2	*	*
17/05/2023	10:00	11	31	47	30	1	0	0	0	0	0	0	0	0	0	0	0	0	0	0	120	21.5	27.2	15 to 25	65.0	*	*
17/05/2023	11:00	7	26	65	24	2	0	0	0	0	0	0	0	0	0	0	0	0	0	0	124	21.9	26.5	15 to 25	73.4	*	*
17/05/2023	12:00	15	19	75	26	2	0	0	0	0	0	0	0	0	0	0	0	0	0	0	137	21.7	26.3	20 to 30	73.7	*	*
17/05/2023	13:00	5	27	87	20	4	0	0	0	0	0	0	0	0	0	0	0	0	0	0	143	22.2	25.8	15 to 25	79.7	*	*
17/05/2023	14:00	0	28	71	41	2	0	0	0	0	0	0	0	0	0	0	0	0	0	0	142	23.1	27.7	20 to 30	78.9	*	*
17/05/2023	15:00	6	48	100	27	1	0	0	0	0	0	0	0	0	0	0	0	0	0	0	182	21.6	25.2	15 to 25	81.3	*	*
17/05/2023	16:00	5	40	124	38	6	1	0	0	0	0	0	0	0	0	0	0	0	0	0	214	22.5	26.7	15 to 25	76.6	1	0.5
17/05/2023	17:00	3	38	177	64	9	2	0	0	0	0	0	0	0	0	0	0	0	0	0	293	23.2	27.4	20 to 30	82.3	2	0.7
17/05/2023	18:00	0	18	97	33	3	1	0	0	0	0	0	0	0	0	0	0	0	0	0	152	23.3	27.1	20 to 30	85.5	1	0.7
17/05/2023	19:00	5	16	61	27	3	0	0	0	0	0	0	0	0	0	0	0	0	0	0	112	22.8	27.4	20 to 30	78.6	*	*
17/05/2023	20:00	1	13	31	22	2	0	0	0	0	0	0	0	0	0	0	0	0	0	0	69	23.2	28.2	20 to 30	76.8	*	*
17/05/2023	21:00	0	8	20	20	0	1	0	0	0	0	0	0	0	0	0	0	0	0	0	49	24	28.5	20 to 30	81.6	1	2.0
17/05/2023	22:00	2	6	20	10	2	2	0	0	0	0	0	0	0	0	0	0	0	0	0	42	23.5	29	20 to 30	71.4	2	4.8
17/05/2023	23:00	0	1	3	4	0	0	0	0	0	0	0	0	0	0	0	0	0	0	0	8	24.3	28.8	20 to 30	87.5	*	*
24 Hr Summary		83	446	1274	547	59	10	0	0	0	0	0	0	0	0	0	0	0	0	0	2419	22.6	27.3	20 to 30	75.3	10	0.4

Incoming Histogram
2023 May 24 Marsworth Road

from Mon-Apr-03-2023-03-00-PM to Wed-May-24-2023-10-59-AM

Date	Starting Hr:min	<15	15 to <20	20 to <25	25 to <30	30 to <35	35 to <40	40 to <45	45 to <50	50 to <55	55 to <60	60 to <65	65 to <70	70 to <75	75 to <80	80 to <85	85 to <90	90 to <95	95 to <100	100 to >105	Total Counts	Avg Speed (MPH)	85pct Speed	10MPH Pace	% in pace	# of Speeders	% Speeders
18/05/2023	00:00	0	1	2	0	0	0	0	0	0	0	0	0	0	0	0	0	0	0	0	3	20.3	25	15 to 25	100.0	*	*
18/05/2023	01:00	0	1	3	2	0	0	0	0	0	0	0	0	0	0	0	0	0	0	0	6	23	27.5	20 to 30	83.3	*	*
18/05/2023	02:00	0	1	1	2	0	0	0	0	0	0	0	0	0	0	0	0	0	0	0	4	23.3	27.5	20 to 30	75.0	*	*
18/05/2023	03:00	0	1	4	4	0	1	0	0	0	0	0	0	0	0	0	0	0	0	0	10	25.2	28.8	20 to 30	80.0	1	10.0
18/05/2023	04:00	0	1	7	2	0	0	0	0	0	0	0	0	0	0	0	0	0	0	0	10	22.7	25	20 to 30	90.0	*	*
18/05/2023	05:00	0	1	9	12	4	1	0	0	0	0	0	0	0	0	0	0	0	0	0	27	26.4	31.2	20 to 30	77.8	1	3.7
18/05/2023	06:00	1	4	22	17	12	1	0	0	0	0	0	0	0	0	0	0	0	0	0	57	25.8	31.7	20 to 30	68.4	1	1.8
18/05/2023	07:00	1	24	86	49	9	1	0	0	0	0	0	0	0	0	0	0	0	0	0	170	23.8	28.4	20 to 30	79.4	1	0.6
18/05/2023	08:00	36	66	119	38	3	0	0	0	0	0	0	0	0	0	0	0	0	0	0	262	20.4	25.3	15 to 25	70.6	*	*
18/05/2023	09:00	12	37	59	25	1	0	0	0	0	0	0	0	0	0	0	0	0	0	0	134	21.2	26.2	15 to 25	71.6	*	*
18/05/2023	10:00	7	31	58	23	4	0	0	0	0	0	0	0	0	0	0	0	0	0	0	123	21.8	27	15 to 25	72.4	*	*
18/05/2023	11:00	25	50	71	21	3	0	0	0	0	0	0	0	0	0	0	0	0	0	0	170	20.2	24.9	15 to 25	71.2	*	*
18/05/2023	12:00	16	59	69	30	2	0	0	0	0	0	0	0	0	0	0	0	0	0	0	176	20.8	26	15 to 25	72.7	*	*
18/05/2023	13:00	8	34	70	33	3	0	0	0	0	0	0	0	0	0	0	0	0	0	0	148	22	27.1	15 to 25	70.3	*	*
18/05/2023	14:00	15	54	72	27	2	0	0	0	0	0	0	0	0	0	0	0	0	0	0	170	20.9	25.6	15 to 25	74.1	*	*
18/05/2023	15:00	33	73	81	21	0	0	0	0	0	0	0	0	0	0	0	0	0	0	0	208	19.6	24.4	15 to 25	74.0	*	*
18/05/2023	16:00	27	89	102	43	9	0	0	0	0	0	0	0	0	0	0	0	0	0	0	270	20.9	26.4	15 to 25	70.7	*	*
18/05/2023	17:00	20	75	157	42	6	0	0	0	0	0	0	0	0	0	0	0	0	0	0	300	21.4	25.4	15 to 25	77.3	*	*
18/05/2023	18:00	16	33	95	34	4	1	0	0	0	0	0	0	0	0	0	0	0	0	0	183	21.9	26.8	20 to 30	70.5	1	0.5
18/05/2023	19:00	4	19	60	34	6	0	0	0	0	0	0	0	0	0	0	0	0	0	0	123	23.2	28.2	20 to 30	76.4	*	*
18/05/2023	20:00	0	11	39	20	3	0	0	0	0	0	0	0	0	0	0	0	0	0	0	73	23.5	28	20 to 30	80.8	*	*
18/05/2023	21:00	2	7	30	14	0	0	0	0	0	0	0	0	0	0	0	0	0	0	0	53	22.7	27.1	20 to 30	83.0	*	*
18/05/2023	22:00	0	8	16	5	1	1	0	0	0	0	0	0	0	0	0	0	0	0	0	31	22.7	27	15 to 25	77.4	1	3.2
18/05/2023	23:00	0	2	5	5	1	1	0	0	0	0	0	0	0	0	0	0	0	0	0	14	25.1	30	20 to 30	71.4	1	7.1
24 Hr Summary		223	682	1237	503	73	7	0	0	0	0	0	0	0	0	0	0	0	0	0	2725	21.6	26.7	15 to 25	70.4	7	0.3

Incoming Histogram
2023 May 24 Marsworth Road

from Mon-Apr-03-2023-03-00-PM to Wed-May-24-2023-10-59-AM

Date	Starting Hr:min	<15	15 to <20	20 to <25	25 to <30	30 to <35	35 to <40	40 to <45	45 to <50	50 to <55	55 to <60	60 to <65	65 to <70	70 to <75	75 to <80	80 to <85	85 to <90	90 to <95	95 to <100	100 to >105	Total Counts	Avg Speed (MPH)	85pct Speed	10MPH Pace	% in pace	# of Speeders	% Speeders
19/05/2023	00:00	1	0	6	5	0	0	0	0	0	0	0	0	0	0	0	0	0	0	0	12	23.5	28	20 to 30	91.7	*	*
19/05/2023	01:00	0	0	2	1	1	0	0	0	0	0	0	0	0	0	0	0	0	0	0	4	25.8	30	20 to 30	75.0	*	*
19/05/2023	02:00	0	0	2	3	0	0	0	0	0	0	0	0	0	0	0	0	0	0	0	5	25.4	28.3	20 to 30	100.0	*	*
19/05/2023	03:00	0	4	3	3	0	0	0	0	0	0	0	0	0	0	0	0	0	0	0	10	21.8	26.7	15 to 25	70.0	*	*
19/05/2023	04:00	0	1	6	4	3	0	0	0	0	0	0	0	0	0	0	0	0	0	0	14	25.4	31.7	20 to 30	71.4	*	*
19/05/2023	05:00	0	4	10	10	4	1	0	0	0	0	0	0	0	0	0	0	0	0	0	29	25.2	31.2	20 to 30	69.0	1	3.4
19/05/2023	06:00	2	2	15	25	11	3	0	0	0	0	0	0	0	0	0	0	0	0	0	58	26.6	32.3	20 to 30	69.0	3	5.2
19/05/2023	07:00	5	20	74	35	4	0	0	0	0	0	0	0	0	0	0	0	0	0	0	138	22.9	27.6	20 to 30	79.0	*	*
19/05/2023	08:00	26	66	99	36	4	0	0	0	0	0	0	0	0	0	0	0	0	0	0	231	20.8	25.7	15 to 25	71.4	*	*
19/05/2023	09:00	34	54	58	20	0	0	0	0	0	0	0	0	0	0	0	0	0	0	0	166	19.2	24.6	15 to 25	67.5	*	*
19/05/2023	10:00	22	49	66	20	2	0	0	0	0	0	0	0	0	0	0	0	0	0	0	159	20.3	24.8	15 to 25	72.3	*	*
19/05/2023	11:00	24	49	82	32	1	0	0	0	0	0	0	0	0	0	0	0	0	0	0	188	20.7	25.8	15 to 25	69.7	*	*
19/05/2023	12:00	27	44	74	26	1	0	0	0	0	0	0	0	0	0	0	0	0	0	0	172	20.4	25.2	15 to 25	68.6	*	*
19/05/2023	13:00	12	37	70	26	1	1	0	0	0	0	0	0	0	0	0	0	0	0	0	147	21.4	26.2	15 to 25	72.8	1	0.7
19/05/2023	14:00	16	64	80	37	4	0	0	0	0	0	0	0	0	0	0	0	0	0	0	201	21.2	26.5	15 to 25	71.6	*	*
19/05/2023	15:00	25	57	87	23	1	0	0	0	0	0	0	0	0	0	0	0	0	0	0	193	20.3	24.7	15 to 25	74.6	*	*
19/05/2023	16:00	5	48	105	48	8	1	0	0	0	0	0	0	0	0	0	0	0	0	0	215	22.7	27.6	15 to 25	71.2	1	0.5
19/05/2023	17:00	1	45	143	53	4	0	0	0	0	0	0	0	0	0	0	0	0	0	0	246	22.8	26.9	20 to 30	79.7	*	*
19/05/2023	18:00	2	32	81	37	5	2	0	0	0	0	0	0	0	0	0	0	0	0	0	159	23	27.7	20 to 30	74.2	2	1.3
19/05/2023	19:00	4	27	60	25	4	0	0	0	0	0	0	0	0	0	0	0	0	0	0	120	22.4	27.2	15 to 25	72.5	*	*
19/05/2023	20:00	2	8	28	29	3	0	0	0	0	0	0	0	0	0	0	0	0	0	0	70	24.1	28.8	20 to 30	81.4	*	*
19/05/2023	21:00	0	12	22	11	4	0	0	0	0	0	0	0	0	0	0	0	0	0	0	49	23.1	28.6	15 to 25	69.4	*	*
19/05/2023	22:00	1	5	21	5	0	2	0	0	0	0	0	0	0	0	0	0	0	0	0	34	23	27	15 to 25	76.5	2	5.9
19/05/2023	23:00	3	2	11	9	1	0	0	0	0	0	0	0	0	0	0	0	0	0	0	26	23	28.3	20 to 30	76.9	*	*
24 Hr Summary		212	630	1205	523	66	10	0	0	0	0	0	0	0	0	0	0	0	0	0	2646	21.7	26.9	15 to 25	69.3	10	0.4

Incoming Histogram
2023 May 24 Marsworth Road

from Mon-Apr-03-2023-03-00-PM to Wed-May-24-2023-10-59-AM

Date	Starting Hr:min	<15	15 to <20	20 to <25	25 to <30	30 to <35	35 to <40	40 to <45	45 to <50	50 to <55	55 to <60	60 to <65	65 to <70	70 to <75	75 to <80	80 to <85	85 to <90	90 to <95	95 to <100	100 to >105	Total Counts	Avg Speed (MPH)	85pct Speed	10MPH Pace	% in pace	# of Speeders	% Speeders
20/05/2023	00:00	0	2	6	3	0	1	0	0	0	0	0	0	0	0	0	0	0	0	0	12	23.8	28.3	20 to 30	75.0	1	8.3
20/05/2023	01:00	0	0	1	2	0	0	0	0	0	0	0	0	0	0	0	0	0	0	0	3	25.7	30	20 to 30	100.0	*	*
20/05/2023	02:00	0	0	1	1	1	0	0	0	0	0	0	0	0	0	0	0	0	0	0	3	27	35	20 to 30	66.7	*	*
20/05/2023	03:00	0	3	6	3	0	0	0	0	0	0	0	0	0	0	0	0	0	0	0	12	22.3	26.7	15 to 25	75.0	*	*
20/05/2023	04:00	0	1	3	1	1	0	0	0	0	0	0	0	0	0	0	0	0	0	0	6	23.8	30	15 to 25	66.7	*	*
20/05/2023	05:00	0	1	3	5	0	2	0	0	0	0	0	0	0	0	0	0	0	0	0	11	26.8	30	20 to 30	72.7	2	18.2
20/05/2023	06:00	0	1	12	10	7	0	0	0	0	0	0	0	0	0	0	0	0	0	0	30	26.2	32.1	20 to 30	73.3	*	*
20/05/2023	07:00	1	11	22	16	3	0	1	0	0	0	0	0	0	0	0	0	0	0	0	54	23.6	28.8	20 to 30	70.4	1	1.9
20/05/2023	08:00	0	12	48	26	7	0	0	0	0	0	0	0	0	0	0	0	0	0	0	93	23.9	28.7	20 to 30	79.6	*	*
20/05/2023	09:00	7	27	84	25	3	0	0	0	0	0	0	0	0	0	0	0	0	0	0	146	22.1	26.2	15 to 25	76.0	*	*
20/05/2023	10:00	3	42	96	39	6	0	0	0	0	0	0	0	0	0	0	0	0	0	0	186	22.6	27.2	15 to 25	74.2	*	*
20/05/2023	11:00	8	49	87	21	2	0	0	0	0	0	0	0	0	0	0	0	0	0	0	167	21.3	24.9	15 to 25	81.4	*	*
20/05/2023	12:00	8	27	79	25	3	0	0	0	0	0	0	0	0	0	0	0	0	0	0	142	22	26.4	15 to 25	74.6	*	*
20/05/2023	13:00	6	39	72	30	3	1	0	0	0	0	0	0	0	0	0	0	0	0	0	151	22.1	26.8	15 to 25	73.5	1	0.7
20/05/2023	14:00	5	30	66	20	4	0	0	0	0	0	0	0	0	0	0	0	0	0	0	125	22	26.2	15 to 25	76.8	*	*
20/05/2023	15:00	2	15	82	23	1	0	0	0	0	0	0	0	0	0	0	0	0	0	0	123	22.7	26.3	20 to 30	85.4	*	*
20/05/2023	16:00	3	17	71	37	4	0	0	0	0	0	0	0	0	0	0	0	0	0	0	132	23.3	27.8	20 to 30	81.8	*	*
20/05/2023	17:00	3	40	64	23	4	0	0	0	0	0	0	0	0	0	0	0	0	0	0	134	21.9	26.5	15 to 25	77.6	*	*
20/05/2023	18:00	3	26	52	30	5	0	0	0	0	0	0	0	0	0	0	0	0	0	0	116	22.8	28	20 to 30	70.7	*	*
20/05/2023	19:00	3	16	35	14	2	0	0	0	0	0	0	0	0	0	0	0	0	0	0	70	22.1	27.1	15 to 25	72.9	*	*
20/05/2023	20:00	0	10	24	14	5	1	0	1	0	0	0	0	0	0	0	0	0	0	0	55	24.4	29.6	20 to 30	69.1	2	3.6
20/05/2023	21:00	2	7	27	10	1	0	0	0	0	0	0	0	0	0	0	0	0	0	0	47	22.5	27	20 to 30	78.7	*	*
20/05/2023	22:00	0	6	12	5	0	0	0	0	0	0	0	0	0	0	0	0	0	0	0	23	22.2	27	15 to 25	78.3	*	*
20/05/2023	23:00	2	4	8	5	3	0	0	0	0	0	0	0	0	0	0	0	0	0	0	22	23	30	20 to 30	59.1	*	*
24 Hr Summary		56	386	961	388	65	5	1	1	0	0	0	0	0	0	0	0	0	0	0	1863	22.6	27.3	20 to 30	72.4	7	0.4

Incoming Histogram
2023 May 24 Marsworth Road

from Mon-Apr-03-2023-03-00-PM to Wed-May-24-2023-10-59-AM

Date	Starting Hr:min	<15	15 to <20	20 to <25	25 to <30	30 to <35	35 to <40	40 to <45	45 to <50	50 to <55	55 to <60	60 to <65	65 to <70	70 to <75	75 to <80	80 to <85	85 to <90	90 to <95	95 to <100	100 to >105	Total Counts	Avg Speed (MPH)	85pct Speed	10MPH Pace	% in pace	# of Speeders	% Speeders
21/05/2023	00:00	0	0	4	1	0	0	0	0	0	0	0	0	0	0	0	0	0	0	0	5	23.2	25	20 to 30	100.0	*	*
21/05/2023	01:00	0	1	3	4	0	0	0	0	0	0	0	0	0	0	0	0	0	0	0	8	24.3	28.8	20 to 30	87.5	*	*
21/05/2023	02:00	0	0	1	2	0	0	0	0	0	0	0	0	0	0	0	0	0	0	0	3	25.3	30	20 to 30	100.0	*	*
21/05/2023	03:00	0	0	1	0	0	1	0	0	0	0	0	0	0	0	0	0	0	0	0	2	29.5	40	15 to 25	50.0	1	50.0
21/05/2023	04:00	0	1	4	0	0	0	0	0	0	0	0	0	0	0	0	0	0	0	0	5	21.2	23.8	15 to 25	100.0	*	*
21/05/2023	05:00	0	1	3	4	2	0	0	0	0	0	0	0	0	0	0	0	0	0	0	10	25.6	30	20 to 30	70.0	*	*
21/05/2023	06:00	0	2	4	2	1	0	0	0	0	0	0	0	0	0	0	0	0	0	0	9	23.6	30	15 to 25	66.7	*	*
21/05/2023	07:00	1	4	15	7	2	1	0	0	0	0	0	0	0	0	0	0	0	0	0	30	23.7	29.3	20 to 30	73.3	1	3.3
21/05/2023	08:00	1	13	31	15	2	1	0	0	0	0	0	0	0	0	0	0	0	0	0	63	23	28	20 to 30	73.0	1	1.6
21/05/2023	09:00	5	14	39	28	4	0	0	0	0	0	0	0	0	0	0	0	0	0	0	90	23.1	28.2	20 to 30	74.4	*	*
21/05/2023	10:00	3	27	77	18	2	1	0	0	0	0	0	0	0	0	0	0	0	0	0	128	22.1	25.6	15 to 25	81.3	1	0.8
21/05/2023	11:00	2	34	79	32	1	0	1	0	0	0	0	0	0	0	0	0	0	0	0	149	22.5	26.9	15 to 25	75.8	1	0.7
21/05/2023	12:00	5	38	100	32	2	0	0	0	0	0	0	0	0	0	0	0	0	0	0	177	22.1	26.1	15 to 25	78.0	*	*
21/05/2023	13:00	4	28	79	26	1	0	0	0	0	0	0	0	0	0	0	0	0	0	0	138	22.2	26.2	15 to 25	77.5	*	*
21/05/2023	14:00	5	28	67	35	0	0	0	0	0	0	0	0	0	0	0	0	0	0	0	135	22.3	27.1	20 to 30	75.6	*	*
21/05/2023	15:00	2	35	61	28	6	0	0	0	0	0	0	0	0	0	0	0	0	0	0	132	22.5	27.5	15 to 25	72.7	*	*
21/05/2023	16:00	3	31	68	25	3	0	0	0	0	0	0	0	0	0	0	0	0	0	0	130	22.2	26.6	15 to 25	76.2	*	*
21/05/2023	17:00	0	25	69	20	1	0	0	0	0	0	0	0	0	0	0	0	0	0	0	115	22.3	26	15 to 25	81.7	*	*
21/05/2023	18:00	1	17	51	20	6	1	0	0	0	0	0	0	0	0	0	0	0	0	0	96	23.3	28.2	20 to 30	74.0	1	1.0
21/05/2023	19:00	1	12	34	19	4	0	0	0	0	0	0	0	0	0	0	0	0	0	0	70	23.3	28.4	20 to 30	75.7	*	*
21/05/2023	20:00	1	12	34	15	0	0	0	0	0	0	0	0	0	0	0	0	0	0	0	62	22.5	27	20 to 30	79.0	*	*
21/05/2023	21:00	0	8	12	14	0	0	1	0	0	0	0	0	0	0	0	0	0	0	0	35	23.8	28.6	20 to 30	74.3	1	2.9
21/05/2023	22:00	0	2	6	7	0	1	0	0	0	0	0	0	0	0	0	0	0	0	0	16	24.8	29.3	20 to 30	81.3	1	6.3
21/05/2023	23:00	0	2	1	1	0	0	0	0	0	0	0	0	0	0	0	0	0	0	0	4	20.8	25	15 to 25	75.0	*	*
24 Hr Summary		34	335	843	355	37	6	2	0	0	0	0	0	0	0	0	0	0	0	0	1612	22.6	27.2	20 to 30	74.3	8	0.5

Incoming Histogram
2023 May 24 Marsworth Road

from Mon-Apr-03-2023-03-00-PM to Wed-May-24-2023-10-59-AM

Date	Starting Hr:min	<15	15 to <20	20 to <25	25 to <30	30 to <35	35 to <40	40 to <45	45 to <50	50 to <55	55 to <60	60 to <65	65 to <70	70 to <75	75 to <80	80 to <85	85 to <90	90 to <95	95 to <100	100 to >105	Total Counts	Avg Speed (MPH)	85pct Speed	10MPH Pace	% in pace	# of Speeders	% Speeders
22/05/2023	00:00	0	1	2	1	0	0	0	1	0	0	0	0	0	0	0	0	0	0	0	5	27.2	30	15 to 25	60.0	1	20.0
22/05/2023	01:00	0	0	1	1	1	0	0	0	0	0	0	0	0	0	0	0	0	0	0	3	27	35	20 to 30	66.7	*	*
22/05/2023	02:00	0	1	0	1	0	0	0	0	0	0	0	0	0	0	0	0	0	0	0	2	22	30	10 to 20	50.0	*	*
22/05/2023	03:00	0	1	0	2	0	0	0	0	0	0	0	0	0	0	0	0	0	0	0	3	23.7	30	20 to 30	66.7	*	*
22/05/2023	04:00	2	2	17	6	1	0	0	0	0	0	0	0	0	0	0	0	0	0	0	28	22.7	27.5	20 to 30	82.1	*	*
22/05/2023	05:00	0	1	9	10	3	2	0	0	0	0	0	0	0	0	0	0	0	0	0	25	26.5	31.7	20 to 30	76.0	2	8.0
22/05/2023	06:00	0	3	20	22	4	0	0	0	0	0	0	0	0	0	0	0	0	0	0	49	25.2	29.3	20 to 30	85.7	*	*
22/05/2023	07:00	1	18	81	45	3	0	0	0	0	0	0	0	0	0	0	0	0	0	0	148	23.5	27.9	20 to 30	85.1	*	*
22/05/2023	08:00	23	52	89	29	1	0	0	0	0	0	0	0	0	0	0	0	0	0	0	194	20.7	25.2	15 to 25	72.7	*	*
22/05/2023	09:00	11	21	53	25	1	0	0	0	0	0	0	0	0	0	0	0	0	0	0	111	21.7	26.8	20 to 30	70.3	*	*
22/05/2023	10:00	14	41	58	25	1	0	0	0	0	0	0	0	0	0	0	0	0	0	0	139	21	26	15 to 25	71.2	*	*
22/05/2023	11:00	15	35	69	24	1	0	0	0	0	0	0	0	0	0	0	0	0	0	0	144	21	25.6	15 to 25	72.2	*	*
22/05/2023	12:00	16	40	49	17	2	0	0	0	0	0	0	0	0	0	0	0	0	0	0	124	20.3	25	15 to 25	71.8	*	*
22/05/2023	13:00	15	35	61	23	2	1	0	0	0	0	0	0	0	0	0	0	0	0	0	137	21.1	26.1	15 to 25	70.1	1	0.7
22/05/2023	14:00	16	36	76	31	3	1	0	0	0	0	0	0	0	0	0	0	0	0	0	163	21.5	26.8	15 to 25	68.7	1	0.6
22/05/2023	15:00	13	49	82	24	2	0	0	0	0	0	0	0	0	0	0	0	0	0	0	170	21	25	15 to 25	77.1	*	*
22/05/2023	16:00	34	46	112	39	5	0	0	0	0	0	0	0	0	0	0	0	0	0	0	236	20.9	26.2	15 to 25	66.9	*	*
22/05/2023	17:00	21	57	128	34	3	0	0	0	0	0	0	0	0	0	0	0	0	0	0	243	21.2	25.1	15 to 25	76.1	*	*
22/05/2023	18:00	10	28	76	19	4	0	0	0	0	0	0	0	0	0	0	0	0	0	0	137	21.7	25.5	15 to 25	75.9	*	*
22/05/2023	19:00	2	26	37	20	7	0	0	0	0	0	0	0	0	0	0	0	0	0	0	92	22.7	28.2	15 to 25	68.5	*	*
22/05/2023	20:00	1	11	43	26	0	0	0	0	0	0	0	0	0	0	0	0	0	0	0	81	23.3	27.7	20 to 30	85.2	*	*
22/05/2023	21:00	0	15	17	9	0	0	0	0	0	0	0	0	0	0	0	0	0	0	0	41	21.7	26.7	15 to 25	78.0	*	*
22/05/2023	22:00	1	7	13	4	0	0	0	0	0	0	0	0	0	0	0	0	0	0	0	25	21.3	25	15 to 25	80.0	*	*
22/05/2023	23:00	0	0	1	1	1	1	0	0	0	0	0	0	0	0	0	0	0	0	0	4	29.5	35	20 to 30	50.0	1	25.0
24 Hr Summary		195	526	1094	438	45	5	0	1	0	0	0	0	0	0	0	0	0	0	0	2304	21.6	26.6	15 to 25	70.3	6	0.3

Incoming Histogram
2023 May 24 Marsworth Road

from Mon-Apr-03-2023-03-00-PM to Wed-May-24-2023-10-59-AM

Date	Starting Hr:min	<15	15 to <20	20 to <25	25 to <30	30 to <35	35 to <40	40 to <45	45 to <50	50 to <55	55 to <60	60 to <65	65 to <70	70 to <75	75 to <80	80 to <85	85 to <90	90 to <95	95 to <100	100 to >105	Total Counts	Avg Speed (MPH)	85pct Speed	10MPH Pace	% in pace	# of Speeders	% Speeders
23/05/2023	00:00	0	0	1	0	0	0	0	0	0	0	0	0	0	0	0	0	0	0	0	1	22	25	15 to 25	100.0	*	*
23/05/2023	01:00	0	1	1	3	0	0	0	0	0	0	0	0	0	0	0	0	0	0	0	5	24.2	28.3	20 to 30	80.0	*	*
23/05/2023	02:00	0	0	4	1	0	0	0	0	0	0	0	0	0	0	0	0	0	0	0	5	23.4	25	20 to 30	100.0	*	*
23/05/2023	03:00	0	1	7	3	0	0	0	0	0	0	0	0	0	0	0	0	0	0	0	11	23.2	26.7	20 to 30	90.9	*	*
23/05/2023	04:00	0	1	4	1	0	1	0	0	0	0	0	0	0	0	0	0	0	0	0	7	24.3	30	15 to 25	71.4	1	14.3
23/05/2023	05:00	0	0	8	12	2	1	0	0	0	0	0	0	0	0	0	0	0	0	0	23	26.5	30	20 to 30	87.0	1	4.3
23/05/2023	06:00	3	3	27	25	12	0	0	0	0	0	0	0	0	0	0	0	0	0	0	70	25.3	30.8	20 to 30	74.3	*	*
23/05/2023	07:00	5	31	87	39	3	0	0	0	0	0	0	0	0	0	0	0	0	0	0	165	22.6	27.2	20 to 30	76.4	*	*
23/05/2023	08:00	22	58	108	25	6	0	0	0	0	0	0	0	0	0	0	0	0	0	0	219	21	24.9	15 to 25	75.8	*	*
23/05/2023	09:00	28	42	61	18	1	0	0	0	0	0	0	0	0	0	0	0	0	0	0	150	19.7	24.8	15 to 25	68.7	*	*
23/05/2023	10:00	19	44	72	24	4	0	0	0	0	0	0	0	0	0	0	0	0	0	0	163	20.8	25.8	15 to 25	71.2	*	*
23/05/2023	11:00	9	26	68	24	3	0	0	0	0	0	0	0	0	0	0	0	0	0	0	130	21.9	26.5	15 to 25	72.3	*	*
23/05/2023	12:00	7	35	79	25	4	0	0	0	0	0	0	0	0	0	0	0	0	0	0	150	21.9	26.4	15 to 25	76.0	*	*
23/05/2023	13:00	6	37	49	22	4	0	0	0	0	0	0	0	0	0	0	0	0	0	0	118	21.6	26.8	15 to 25	72.9	*	*
23/05/2023	14:00	7	33	78	26	5	1	0	0	0	0	0	0	0	0	0	0	0	0	0	150	22.2	26.9	15 to 25	74.0	1	0.7
23/05/2023	15:00	10	49	95	22	0	0	0	0	0	0	0	0	0	0	0	0	0	0	0	176	21.1	24.8	15 to 25	81.8	*	*
23/05/2023	16:00	12	48	107	45	6	1	0	0	0	0	0	0	0	0	0	0	0	0	0	219	22.1	27.1	15 to 25	70.8	1	0.5
23/05/2023	17:00	13	87	139	38	5	0	0	0	0	0	0	0	0	0	0	0	0	0	0	282	21.3	25.1	15 to 25	80.1	*	*
23/05/2023	18:00	2	41	86	23	1	0	0	0	0	0	0	0	0	0	0	0	0	0	0	153	21.8	25.2	15 to 25	83.0	*	*
23/05/2023	19:00	1	25	46	17	3	0	0	0	0	0	0	0	0	0	0	0	0	0	0	92	22.2	26.8	15 to 25	77.2	*	*
23/05/2023	20:00	2	10	30	16	2	0	0	0	0	0	0	0	0	0	0	0	0	0	0	60	22.9	27.8	20 to 30	76.7	*	*
23/05/2023	21:00	0	5	24	16	4	0	0	0	0	0	0	0	0	0	0	0	0	0	0	49	24.4	29.1	20 to 30	81.6	*	*
23/05/2023	22:00	1	4	9	7	2	0	0	0	0	0	0	0	0	0	0	0	0	0	0	23	23.4	29.3	20 to 30	69.6	*	*
23/05/2023	23:00	0	4	2	1	1	0	0	0	0	0	0	0	0	0	0	0	0	0	0	8	21.6	30	15 to 25	75.0	*	*
24 Hr Summary		147	585	1192	433	68	4	0	0	0	0	0	0	0	0	0	0	0	0	0	2429	21.8	26.6	15 to 25	73.2	4	0.2

Incoming Histogram
2023 May 24 Marsworth Road

from Mon-Apr-03-2023-03-00-PM to Wed-May-24-2023-10-59-AM

Date	Starting Hr:min	<15	15 to <20	20 to <25	25 to <30	30 to <35	35 to <40	40 to <45	45 to <50	50 to <55	55 to <60	60 to <65	65 to <70	70 to <75	75 to <80	80 to <85	85 to <90	90 to <95	95 to <100	100 to >105	Total Counts	Avg Speed (MPH)	85pct Speed	10MPH Pace	% in pace	# of Speeders	% Speeders
24/05/2023	00:00	0	1	1	1	0	0	0	0	0	0	0	0	0	0	0	0	0	0	0	3	22	30	15 to 25	66.7	*	*
24/05/2023	01:00	0	3	3	2	0	0	0	0	0	0	0	0	0	0	0	0	0	0	0	8	21.5	27.5	15 to 25	75.0	*	*
24/05/2023	02:00	0	0	0	0	2	0	0	0	0	0	0	0	0	0	0	0	0	0	0	2	32.5	35	25 to 35	100.0	*	*
24/05/2023	03:00	0	2	5	4	1	1	0	0	0	0	0	0	0	0	0	0	0	0	0	13	24.8	30	20 to 30	69.2	1	7.7
24/05/2023	04:00	0	0	7	0	0	0	0	0	0	0	0	0	0	0	0	0	0	0	0	7	22.3	24.3	15 to 25	100.0	*	*
24/05/2023	05:00	0	1	10	17	4	2	0	0	0	0	0	0	0	0	0	0	0	0	0	34	26.8	31.2	20 to 30	79.4	2	5.9
24/05/2023	06:00	4	6	29	21	12	4	0	0	0	0	0	0	0	0	0	0	0	0	0	76	25.2	32.1	20 to 30	65.8	4	5.3
24/05/2023	07:00	0	21	82	49	4	0	0	0	0	0	0	0	0	0	0	0	0	0	0	156	23.6	28.1	20 to 30	84.0	*	*
24/05/2023	08:00	12	60	119	38	3	0	0	0	0	0	0	0	0	0	0	0	0	0	0	232	21.6	25.8	15 to 25	77.2	*	*
24/05/2023	09:00	8	30	60	28	1	0	0	0	0	0	0	0	0	0	0	0	0	0	0	127	21.8	26.8	15 to 25	70.9	*	*
24/05/2023	10:00	8	16	13	7	0	0	0	0	0	0	0	0	0	0	0	0	0	0	0	44	19.4	25	15 to 25	65.9	*	*
24/05/2023	11:00	*	*	*	*	*	*	*	*	*	*	*	*	*	*	*	*	*	*	*	*	*	*	*	*	*	*
24/05/2023	12:00	*	*	*	*	*	*	*	*	*	*	*	*	*	*	*	*	*	*	*	*	*	*	*	*	*	*
24/05/2023	13:00	*	*	*	*	*	*	*	*	*	*	*	*	*	*	*	*	*	*	*	*	*	*	*	*	*	*
24/05/2023	14:00	*	*	*	*	*	*	*	*	*	*	*	*	*	*	*	*	*	*	*	*	*	*	*	*	*	*
24/05/2023	15:00	*	*	*	*	*	*	*	*	*	*	*	*	*	*	*	*	*	*	*	*	*	*	*	*	*	*
24/05/2023	16:00	*	*	*	*	*	*	*	*	*	*	*	*	*	*	*	*	*	*	*	*	*	*	*	*	*	*
24/05/2023	17:00	*	*	*	*	*	*	*	*	*	*	*	*	*	*	*	*	*	*	*	*	*	*	*	*	*	*
24/05/2023	18:00	*	*	*	*	*	*	*	*	*	*	*	*	*	*	*	*	*	*	*	*	*	*	*	*	*	*
24/05/2023	19:00	*	*	*	*	*	*	*	*	*	*	*	*	*	*	*	*	*	*	*	*	*	*	*	*	*	*
24/05/2023	20:00	*	*	*	*	*	*	*	*	*	*	*	*	*	*	*	*	*	*	*	*	*	*	*	*	*	*
24/05/2023	21:00	*	*	*	*	*	*	*	*	*	*	*	*	*	*	*	*	*	*	*	*	*	*	*	*	*	*
24/05/2023	22:00	*	*	*	*	*	*	*	*	*	*	*	*	*	*	*	*	*	*	*	*	*	*	*	*	*	*
24/05/2023	23:00	*	*	*	*	*	*	*	*	*	*	*	*	*	*	*	*	*	*	*	*	*	*	*	*	*	*
24 Hr Summary		32	140	329	167	27	7	0	0	0	0	0	0	0	0	0	0	0	0	0	702	22.7	27.9	20 to 30	70.7	7	1.0

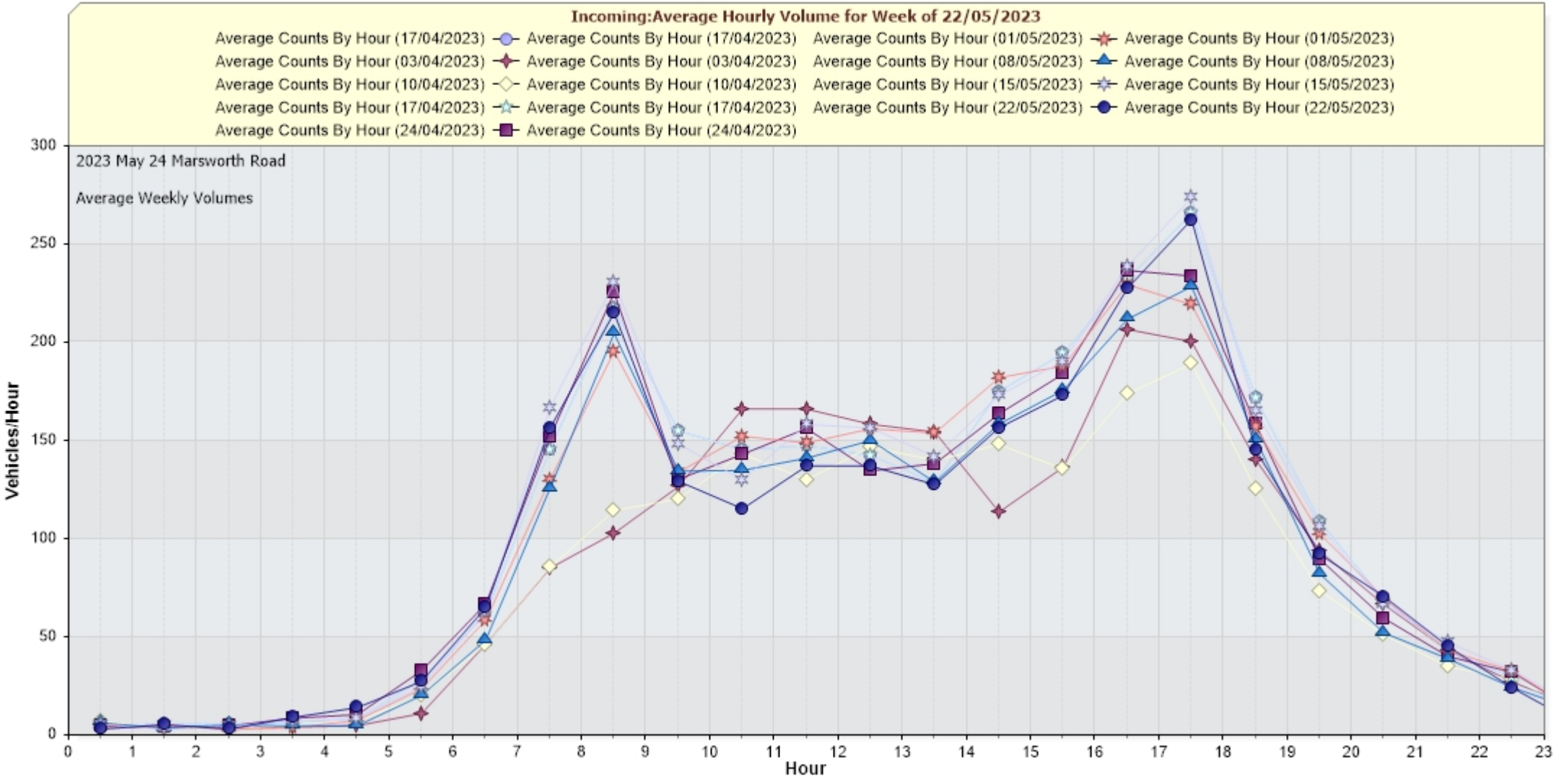
Incoming:Average Hourly Volume for Week of 22/05/2023
Average Counts By Hour (17/04/2023)
Average Counts By Hour (17/04/2023)
Average Counts By Hour (01/05/2023)
Average Counts By Hour (01/05/2023)
Average Counts By Hour (03/04/2023)
Average Counts By Hour (03/04/2023)
Average Counts By Hour (08/05/2023)
Average Counts By Hour (08/05/2023)
Average Counts By Hour (10/04/2023)
Average Counts By Hour (10/04/2023)
Average Counts By Hour (15/05/2023)
Average Counts By Hour (15/05/2023)
Average Counts By Hour (17/04/2023)
Average Counts By Hour (17/04/2023)
Average Counts By Hour (22/05/2023)
Average Counts By Hour (22/05/2023)
Average Counts By Hour (24/04/2023)
Average Counts By Hour (24/04/2023)
2023 May 24 Marsworth Road
Average Weekly Volumes
Vehicles/Hour
Hour
0
50
100
150
200
250
300
0 1 2 3 4 5 6 7 8 9 10 11 12 13 14 15 16 17 18 19 20 21 22 23

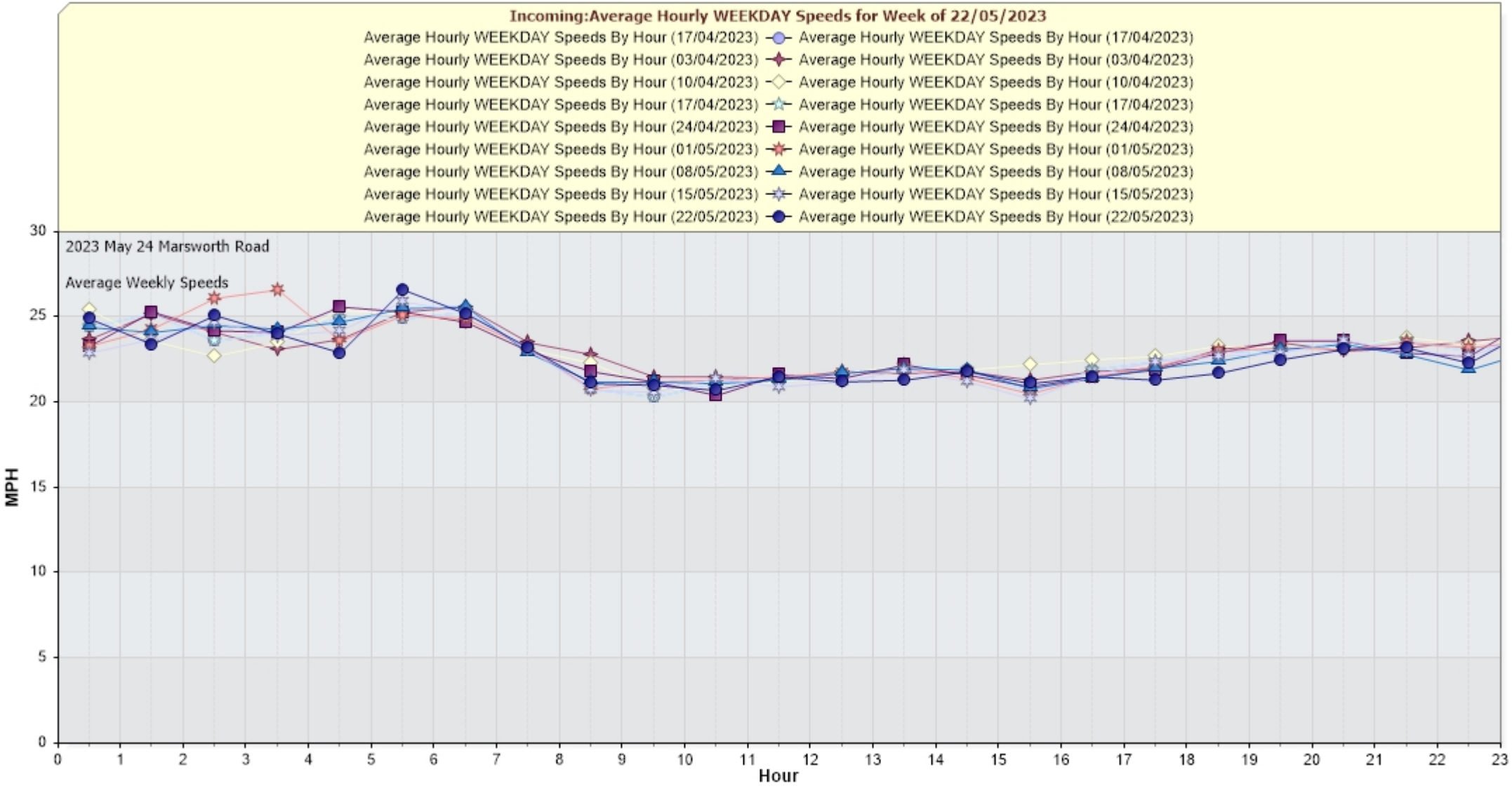
Incoming:Average Hourly WEEKDAY Speeds for Week of 22/05/2023
Average Hourly WEEKDAY Speeds By Hour (17/04/2023)
Average Hourly WEEKDAY Speeds By Hour (03/04/2023)
Average Hourly WEEKDAY Speeds By Hour (10/04/2023)
Average Hourly WEEKDAY Speeds By Hour (17/04/2023)
Average Hourly WEEKDAY Speeds By Hour (24/04/2023)
Average Hourly WEEKDAY Speeds By Hour (01/05/2023)
Average Hourly WEEKDAY Speeds By Hour (08/05/2023)
Average Hourly WEEKDAY Speeds By Hour (15/05/2023)
Average Hourly WEEKDAY Speeds By Hour (22/05/2023)
2023 May 24 Marsworth Road
Average Weekly Speeds
MPH
Hour

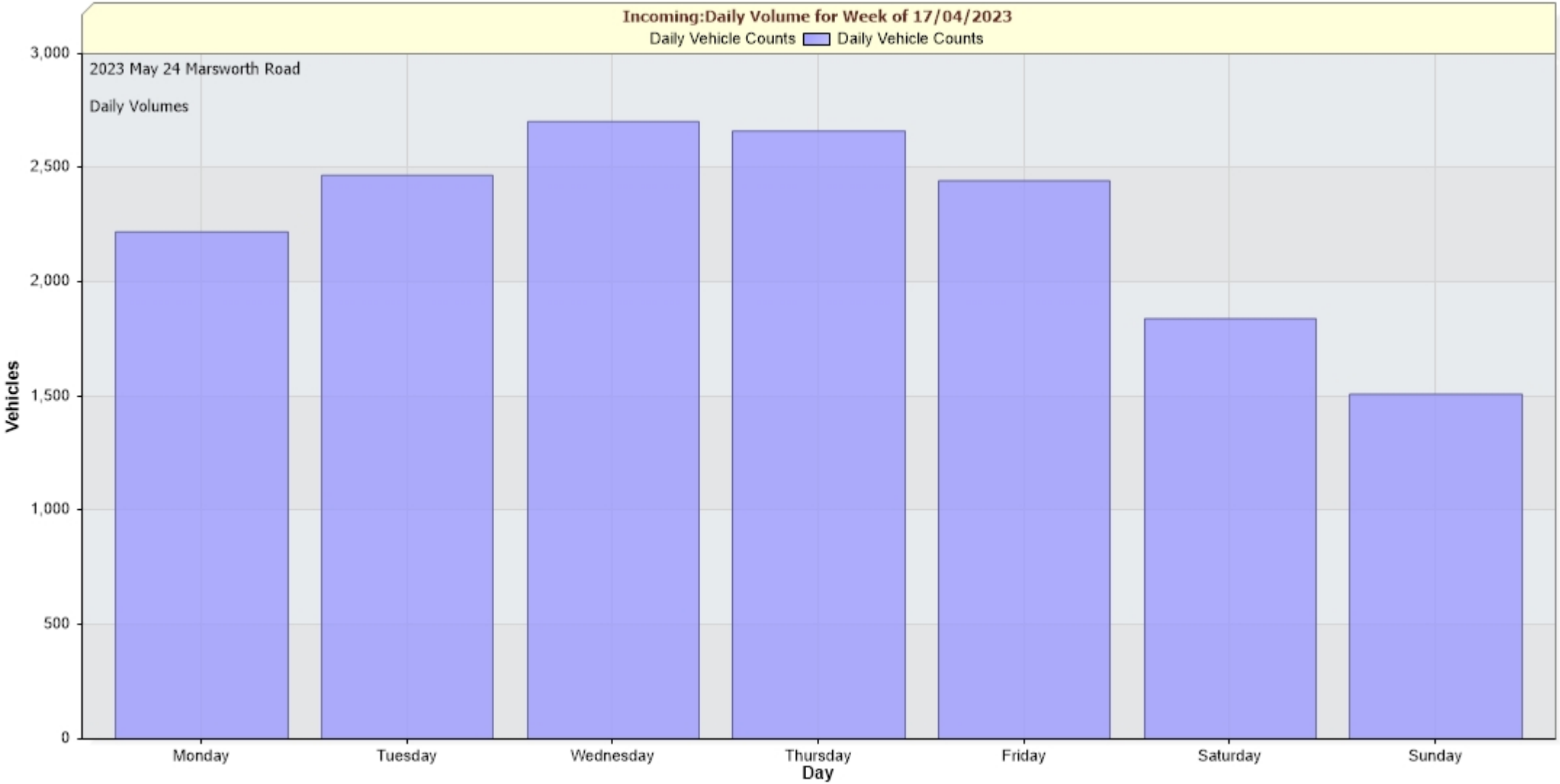
Incoming:Daily Volume for Week of 17/04/2023
Daily Vehicle Counts
Daily Vehicle Counts
2023 May 24 Marsworth Road
Daily Volumes
Vehicles
3,000
2,500
2,000
1,500
1,000
500
0
Monday
Tuesday
Wednesday
Thursday
Friday
Saturday
Sunday
Day

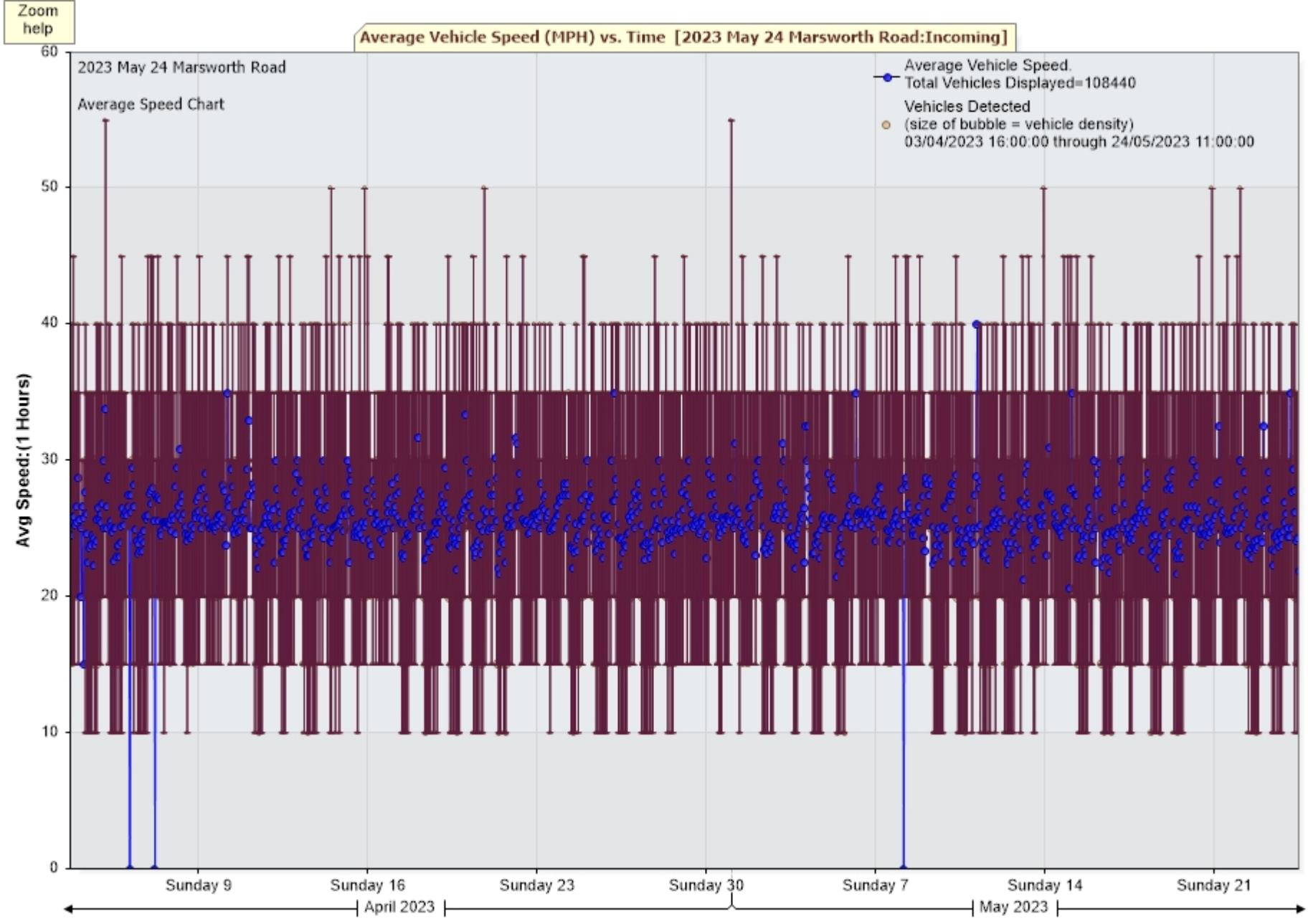
Zoom help
Average Vehicle Speed (MPH) vs. Time [2023 May 24 Marsworth Road:Incoming]
2023 May 24 Marsworth Road
Average Speed Chart
Average Vehicle Speed.
Total Vehicles Displayed=108440
Vehicles Detected
(size of bubble = vehicle density)
03/04/2023 16:00:00 through 24/05/2023 11:00:00
Avg Speed:(1 Hours)
60
50
40
30
20
10
0
Sunday 9
Sunday 16
Sunday 23
Sunday 30
Sunday 7
Sunday 14
Sunday 21
April 2023
May 2023

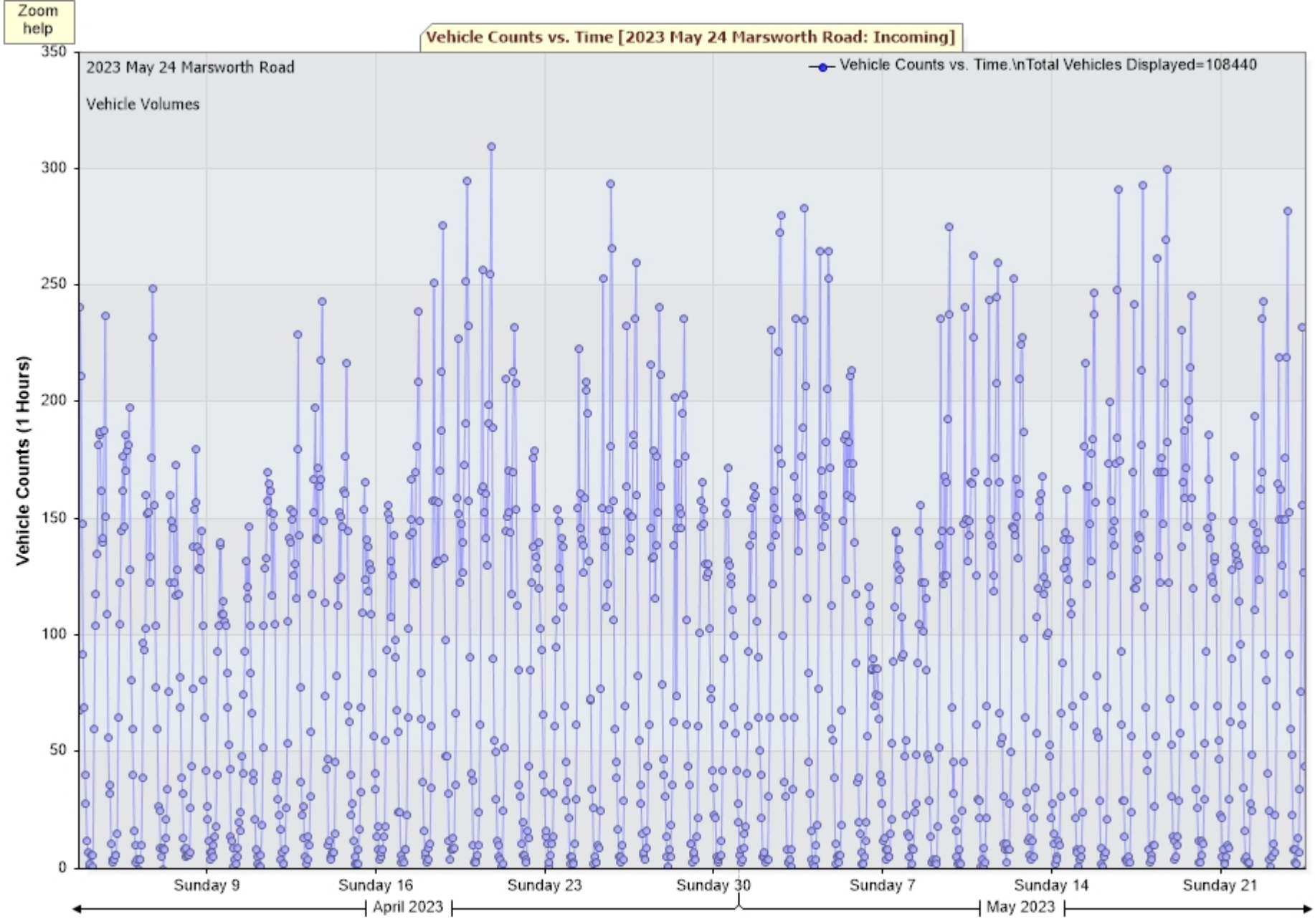
Zoom help
Vehicle Counts vs. Time [2023 May 24 Marsworth Road: Incoming]
2023 May 24 Marsworth Road
Vehicle Volumes
Vehicle Counts vs. Time.\nTotal Vehicles Displayed=108440
Vehicle Counts (1 Hours)
350
300
250
200
150
100
50
0
Sunday 9
Sunday 16
Sunday 23
Sunday 30
Sunday 7
Sunday 14
Sunday 21
April 2023
May 2023

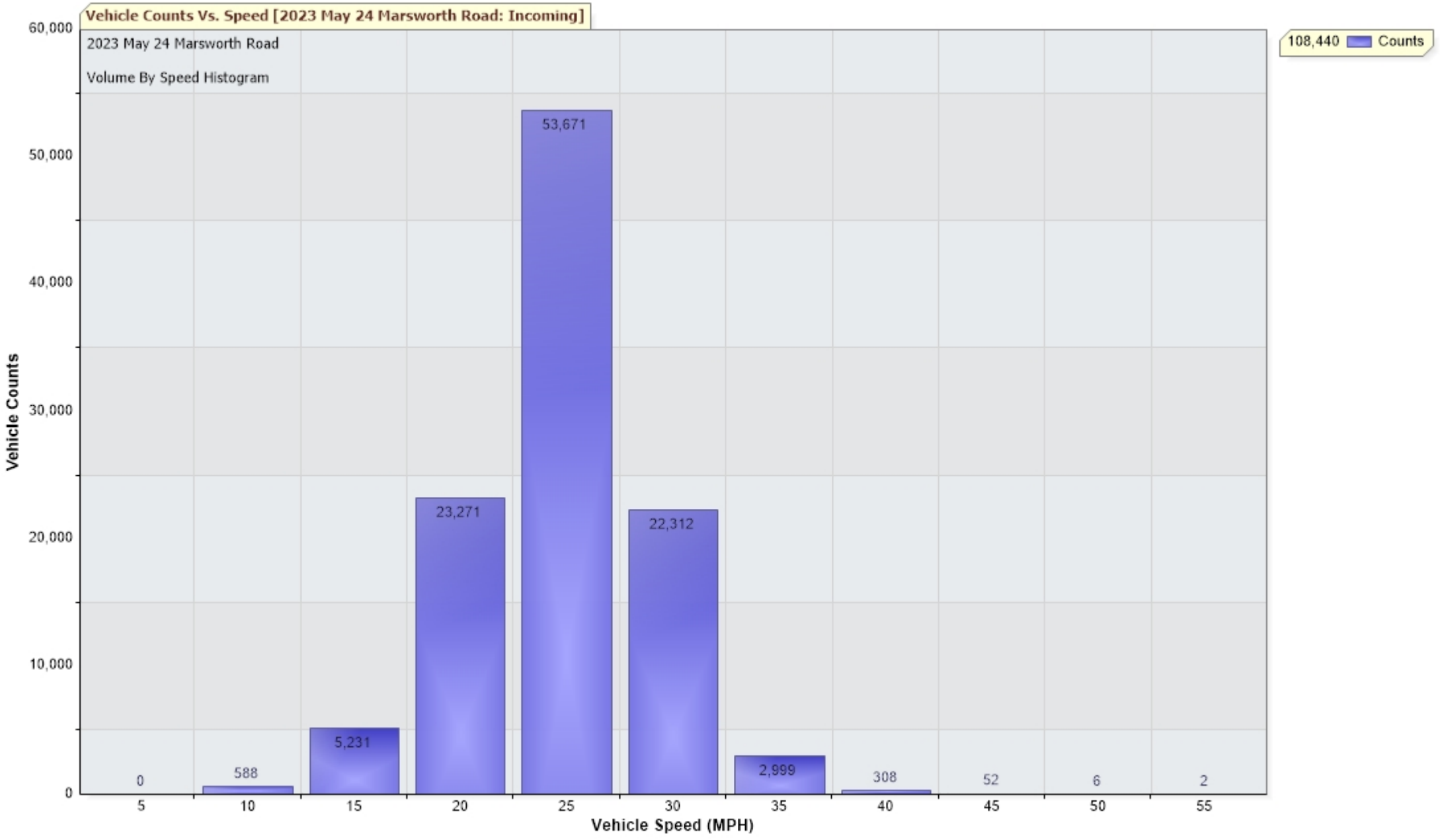
Vehicle Counts Vs. Speed [2023 May 24 Marsworth Road: Incoming]
2023 May 24 Marsworth Road
Volume By Speed Histogram
108,440 Counts
Vehicle Counts
60,000
50,000
40,000
30,000
20,000
10,000
0
0
588
5,231
23,271
53,671
22,312
2,999
308
52
6
2
5
10
15
20
25
30
35
40
45
50
55
Vehicle Speed (MPH)

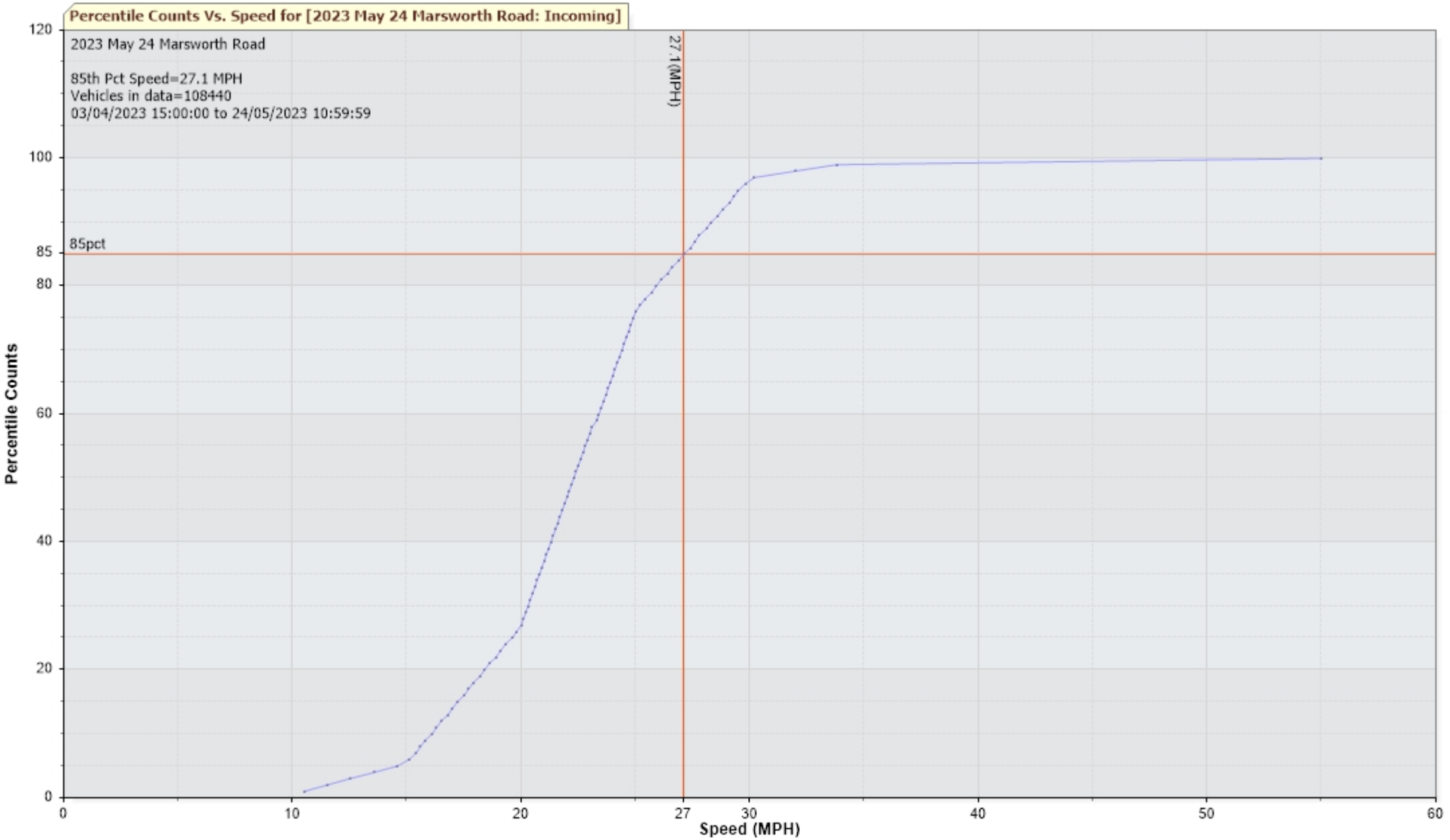
Percentile Counts Vs. Speed for [2023 May 24 Marsworth Road: Incoming]
2023 May 24 Marsworth Road
85th Pct Speed=27.1 MPH
Vehicles in data=108440
03/04/2023 15:00:00 to 24/05/2023 10:59:59
27.1 (MPH)
85pct
Percentile Counts
Speed (MPH)
0
20
40
60
80
85
100
120
0
10
20
27
30
40
50
60