

For Project: 2024 April Cheddington Road
 Project Notes:
 Location/Name: Incoming
 Report Generated: 08/05/2024 21:50:42
 Speed Intervals: 5 MPH
 Time Intervals: Instant
 Traffic Report From: 13/03/2024 14:00:00 through 29/04/2024 11:59:59
 85th Percentile Speed: 36.2 MPH
 85th Percentile Vehicles: 33770
 Max Speed: 65 MPH on 17/03/2024 18:15:00
 Total Vehicles: 39730
 AADT: 846

Volumes - weekly counts

Time	5 Day	7 Day
Average Daily	878	830
AM Peak 07:00	76	65
PM Peak 16:00	72	65

Speed

Speed Limit: 35
 85th Percentile Speed: 36.2
 50th Percentile Speed: 30.7
 10 MPH Pace Interval: 25.0 MPH to 35.0 MPH
 Average Speed: 29.88

	Monday	Tuesday	Wednesday	Thursday	Friday	Saturday	Sunday
Count over limit	994	903	1095	1098	1244	1068	868
% over limit	18.4	15.6	18.5	17.0	20.1	19.8	19.1
Avg Speeder	39.2	38.8	38.8	39.1	39.1	39.0	39.2
Avg Speed	9.5	8.6	9.3	9.3	9.8	10.9	11.6

Incoming Summary
 2024 April Cheddington Road

from Wed-Mar-13-2024-02-00-PM to Mon-Apr-29-2024-11-59-AM

Day/Time Ending	85th pctl (MPH)	85th pctl cnts	Total Cnts	Max Speed	Avg Speeder	% Speeders	Avg Speed
13/03/2024 15:00:00	33.5	32	38	40	37.5	2.6%	26.8
13/03/2024 16:00:00	36.8	60	71	50	39.2	21.1%	30.6
13/03/2024 17:00:00	34.8	70	82	45	38.0	13.4%	29.9
13/03/2024 18:00:00	36.5	65	77	50	39.5	19.5%	30.9
13/03/2024 19:00:00	34.1	58	68	45	39.2	8.8%	28.7
13/03/2024 20:00:00	34.2	35	41	40	37.5	7.3%	29.3
13/03/2024 21:00:00	37.1	22	26	40	37.5	26.9%	32.0
13/03/2024 22:00:00	40.0	10	12	45	40.8	25.0%	31.0
13/03/2024 23:00:00	35.0	10	12	45	42.5	16.7%	33.1
14/03/2024 00:00:00	35.0	2	2	35	0.0	0.0%	27.0
14/03/2024 01:00:00	30.0	1	1	30	0.0	0.0%	27.0
14/03/2024 02:00:00	0.0	0	0	0	0.0	0.0%	0.0
14/03/2024 03:00:00	0.0	0	0	0	0.0	0.0%	0.0
14/03/2024 04:00:00	40.0	3	3	40	37.5	33.3%	23.7
14/03/2024 05:00:00	0.0	0	0	0	0.0	0.0%	0.0
14/03/2024 06:00:00	38.3	11	13	45	38.8	30.8%	33.0
14/03/2024 07:00:00	39.0	19	22	50	39.6	31.8%	33.7
14/03/2024 08:00:00	35.0	60	71	50	38.4	15.5%	30.7
14/03/2024 09:00:00	34.1	90	106	45	39.0	9.4%	28.6
14/03/2024 10:00:00	32.7	60	71	40	37.5	7.0%	26.2
14/03/2024 11:00:00	34.6	51	60	55	41.1	11.7%	30.9
14/03/2024 12:00:00	34.3	55	65	50	39.2	9.2%	28.7
14/03/2024 13:00:00	34.7	47	55	45	38.9	12.7%	28.6
14/03/2024 14:00:00	35.0	39	46	50	40.4	15.2%	29.3
14/03/2024 15:00:00	34.5	49	58	40	37.5	12.1%	29.9
14/03/2024 16:00:00	36.7	54	64	45	38.2	21.9%	31.2
14/03/2024 17:00:00	36.2	55	65	45	39.2	18.5%	29.8
14/03/2024 18:00:00	35.6	58	68	45	38.4	16.2%	30.6
14/03/2024 19:00:00	34.0	50	59	40	37.5	6.8%	30.1
14/03/2024 20:00:00	35.8	37	44	45	38.8	18.2%	30.7
14/03/2024 21:00:00	34.0	16	19	40	37.5	5.3%	29.4
14/03/2024 22:00:00	37.0	21	25	45	38.3	24.0%	31.1
14/03/2024 23:00:00	35.0	9	11	40	37.5	18.2%	29.0
15/03/2024 00:00:00	60.0	1	1	60	57.5	100.0%	57.0
15/03/2024 01:00:00	35.0	3	3	35	0.0	0.0%	23.7
15/03/2024 02:00:00	0.0	0	0	0	0.0	0.0%	0.0
15/03/2024 03:00:00	0.0	0	0	0	0.0	0.0%	0.0
15/03/2024 04:00:00	30.0	3	4	35	0.0	0.0%	24.5
15/03/2024 05:00:00	0.0	0	0	0	0.0	0.0%	0.0
15/03/2024 06:00:00	42.5	5	6	45	40.0	66.7%	36.2
15/03/2024 07:00:00	40.0	14	16	45	40.0	25.0%	30.6
15/03/2024 08:00:00	37.5	58	68	45	38.8	23.5%	31.2
15/03/2024 09:00:00	36.6	81	95	45	38.3	20.0%	29.6
15/03/2024 10:00:00	34.4	53	62	45	39.2	9.7%	29.8
15/03/2024 11:00:00	34.5	59	69	45	38.1	11.6%	29.0
15/03/2024 12:00:00	35.0	48	56	50	39.4	14.3%	30.6
15/03/2024 13:00:00	36.5	49	58	45	38.3	20.7%	28.8

Incoming Summary
2024 April Cheddington Road

from Wed-Mar-13-2024-02-00-PM to Mon-Apr-29-2024-11-59-AM

15/03/2024 14:00:00	29.8	144	169	40	37.5	3.0%	18.5
15/03/2024 15:00:00	33.9	43	51	40	37.5	7.8%	29.5
15/03/2024 16:00:00	37.0	73	86	45	38.6	22.1%	30.8
15/03/2024 17:00:00	36.2	73	86	55	38.4	19.8%	30.6
15/03/2024 18:00:00	36.8	45	53	45	37.9	22.6%	32.2
15/03/2024 19:00:00	35.7	82	97	50	38.7	17.5%	29.8
15/03/2024 20:00:00	34.5	37	43	40	37.5	9.3%	29.9
15/03/2024 21:00:00	36.7	21	25	55	41.5	20.0%	31.1
15/03/2024 22:00:00	34.2	12	14	40	37.5	7.1%	28.7
15/03/2024 23:00:00	35.0	9	11	40	37.5	18.2%	30.4
16/03/2024 00:00:00	40.0	5	6	45	40.0	33.3%	32.0
16/03/2024 01:00:00	40.0	3	4	55	45.0	50.0%	37.0
16/03/2024 02:00:00	30.0	1	1	30	0.0	0.0%	27.0
16/03/2024 03:00:00	35.0	1	1	35	0.0	0.0%	32.0
16/03/2024 04:00:00	40.0	2	2	40	37.5	50.0%	32.0
16/03/2024 05:00:00	0.0	0	0	0	0.0	0.0%	0.0
16/03/2024 06:00:00	42.5	6	7	45	40.0	57.1%	36.3
16/03/2024 07:00:00	25.0	3	4	40	37.5	25.0%	24.8
16/03/2024 08:00:00	40.0	20	23	45	40.0	26.1%	32.1
16/03/2024 09:00:00	37.5	31	36	45	38.8	22.2%	30.8
16/03/2024 10:00:00	35.0	66	78	50	38.8	15.4%	28.1
16/03/2024 11:00:00	36.2	60	71	45	38.2	19.7%	28.6
16/03/2024 12:00:00	35.8	60	71	45	37.9	18.3%	29.2
16/03/2024 13:00:00	34.8	52	61	45	38.1	13.1%	29.3
16/03/2024 14:00:00	34.3	70	82	45	38.9	8.5%	28.6
16/03/2024 15:00:00	37.7	52	61	45	38.4	26.2%	30.9
16/03/2024 16:00:00	37.5	51	60	50	38.8	25.0%	31.3
16/03/2024 17:00:00	34.8	42	50	40	37.5	14.0%	30.6
16/03/2024 18:00:00	37.5	41	48	45	38.3	25.0%	31.3
16/03/2024 19:00:00	35.0	37	44	45	39.6	15.9%	30.5
16/03/2024 20:00:00	37.9	30	35	50	39.2	25.7%	31.2
16/03/2024 21:00:00	37.5	11	13	50	40.8	23.1%	33.2
16/03/2024 22:00:00	36.7	11	13	40	37.5	23.1%	31.9
16/03/2024 23:00:00	37.5	8	10	45	39.2	30.0%	31.2
17/03/2024 00:00:00	33.3	6	7	35	0.0	0.0%	28.6
17/03/2024 01:00:00	30.0	3	4	40	37.5	25.0%	27.0
17/03/2024 02:00:00	37.5	3	4	40	37.5	50.0%	34.5
17/03/2024 03:00:00	35.0	1	1	35	0.0	0.0%	32.0
17/03/2024 04:00:00	30.0	2	2	30	0.0	0.0%	17.0
17/03/2024 05:00:00	15.0	1	1	15	0.0	0.0%	12.0
17/03/2024 06:00:00	40.0	4	5	45	39.2	60.0%	35.0
17/03/2024 07:00:00	40.0	1	1	40	37.5	100.0%	37.0
17/03/2024 08:00:00	35.0	13	15	40	37.5	13.3%	31.3
17/03/2024 09:00:00	38.3	14	16	50	40.0	25.0%	31.7
17/03/2024 10:00:00	38.8	48	57	50	40.2	26.3%	31.2
17/03/2024 11:00:00	35.8	40	47	45	38.8	17.0%	29.9
17/03/2024 12:00:00	35.0	45	53	40	37.5	15.1%	29.8
17/03/2024 13:00:00	34.0	48	57	50	41.3	7.0%	29.9

Incoming Summary
2024 April Cheddington Road

from Wed-Mar-13-2024-02-00-PM to Mon-Apr-29-2024-11-59-AM

17/03/2024 14:00:00	34.1	65	77	50	39.2	7.8%	29.5
17/03/2024 15:00:00	34.6	55	65	45	38.1	12.3%	29.2
17/03/2024 16:00:00	37.1	42	50	45	39.3	22.0%	30.3
17/03/2024 17:00:00	35.0	34	40	45	38.3	15.0%	29.4
17/03/2024 18:00:00	38.5	48	56	45	39.2	26.8%	32.3
17/03/2024 19:00:00	35.0	40	47	65	42.5	14.9%	31.3
17/03/2024 20:00:00	38.8	12	14	45	38.5	35.7%	30.4
17/03/2024 21:00:00	42.5	13	15	50	44.2	20.0%	33.0
17/03/2024 22:00:00	37.5	7	8	40	37.5	25.0%	29.6
17/03/2024 23:00:00	50.0	3	3	50	47.5	33.3%	35.3
18/03/2024 00:00:00	40.0	2	2	40	37.5	50.0%	34.5
18/03/2024 01:00:00	0.0	0	0	0	0.0	0.0%	0.0
18/03/2024 02:00:00	20.0	1	1	20	0.0	0.0%	17.0
18/03/2024 03:00:00	0.0	0	0	0	0.0	0.0%	0.0
18/03/2024 04:00:00	15.0	1	1	15	0.0	0.0%	12.0
18/03/2024 05:00:00	45.0	1	1	45	42.5	100.0%	42.0
18/03/2024 06:00:00	40.0	7	8	45	40.0	25.0%	31.4
18/03/2024 07:00:00	40.0	22	26	45	39.7	34.6%	33.1
18/03/2024 08:00:00	34.9	57	67	65	40.8	13.4%	30.9
18/03/2024 09:00:00	37.4	88	103	45	38.8	22.3%	31.0
18/03/2024 10:00:00	36.0	45	53	40	37.5	18.9%	31.2
18/03/2024 11:00:00	34.0	40	47	45	39.5	10.6%	28.0
18/03/2024 12:00:00	35.0	52	61	50	39.2	14.8%	29.9
18/03/2024 13:00:00	33.8	53	62	45	39.2	9.7%	28.6
18/03/2024 14:00:00	34.0	45	53	50	40.0	7.5%	28.8
18/03/2024 15:00:00	38.3	42	49	45	39.0	26.5%	31.8
18/03/2024 16:00:00	36.1	54	64	50	39.2	18.8%	29.9
18/03/2024 17:00:00	34.9	63	74	50	39.5	13.5%	30.7
18/03/2024 18:00:00	37.1	50	59	50	38.9	23.7%	31.1
18/03/2024 19:00:00	36.7	38	45	45	39.2	20.0%	29.6
18/03/2024 20:00:00	36.0	37	43	45	38.9	16.3%	30.7
18/03/2024 21:00:00	35.0	11	13	40	37.5	15.4%	30.4
18/03/2024 22:00:00	34.3	9	11	40	37.5	9.1%	31.5
18/03/2024 23:00:00	35.0	3	4	40	37.5	25.0%	29.5
19/03/2024 00:00:00	0.0	0	0	0	0.0	0.0%	0.0
19/03/2024 01:00:00	0.0	0	0	0	0.0	0.0%	0.0
19/03/2024 02:00:00	0.0	0	0	0	0.0	0.0%	0.0
19/03/2024 03:00:00	0.0	0	0	0	0.0	0.0%	0.0
19/03/2024 04:00:00	0.0	0	0	0	0.0	0.0%	0.0
19/03/2024 05:00:00	35.0	1	1	35	0.0	0.0%	32.0
19/03/2024 06:00:00	35.0	5	6	40	37.5	16.7%	28.8
19/03/2024 07:00:00	38.3	25	29	50	38.5	34.5%	33.8
19/03/2024 08:00:00	37.3	57	67	45	38.8	22.4%	31.0
19/03/2024 09:00:00	35.6	92	108	40	37.5	16.7%	30.5
19/03/2024 10:00:00	34.8	52	61	40	37.5	13.1%	30.2
19/03/2024 11:00:00	34.5	48	56	45	39.2	10.7%	29.7
19/03/2024 12:00:00	36.4	35	41	45	38.1	19.5%	30.0
19/03/2024 13:00:00	37.5	38	45	45	38.9	24.4%	31.5

Incoming Summary
2024 April Cheddington Road

from Wed-Mar-13-2024-02-00-PM to Mon-Apr-29-2024-11-59-AM

19/03/2024 14:00:00	36.0	47	55	50	40.3	16.4%	30.3
19/03/2024 15:00:00	34.3	47	55	40	37.5	9.1%	28.7
19/03/2024 16:00:00	35.0	58	68	45	38.5	14.7%	29.4
19/03/2024 17:00:00	37.5	66	78	55	40.1	21.8%	31.3
19/03/2024 18:00:00	36.5	74	87	45	37.8	20.7%	31.6
19/03/2024 19:00:00	34.6	51	60	45	38.9	11.7%	30.4
19/03/2024 20:00:00	34.1	38	45	45	40.0	8.9%	29.1
19/03/2024 21:00:00	34.2	17	20	45	42.5	5.0%	30.6
19/03/2024 22:00:00	40.0	13	15	45	40.0	26.7%	31.0
19/03/2024 23:00:00	35.0	6	7	40	37.5	14.3%	30.7
20/03/2024 00:00:00	35.0	2	2	35	0.0	0.0%	29.5
20/03/2024 01:00:00	30.0	2	2	30	0.0	0.0%	22.0
20/03/2024 02:00:00	10.0	1	1	10	0.0	0.0%	7.0
20/03/2024 03:00:00	0.0	0	0	0	0.0	0.0%	0.0
20/03/2024 04:00:00	35.0	1	1	35	0.0	0.0%	32.0
20/03/2024 05:00:00	0.0	0	0	0	0.0	0.0%	0.0
20/03/2024 06:00:00	38.3	8	10	45	38.8	40.0%	33.6
20/03/2024 07:00:00	37.5	23	27	50	40.0	22.2%	32.7
20/03/2024 08:00:00	35.0	65	76	45	38.9	14.5%	31.1
20/03/2024 09:00:00	36.7	77	91	50	38.8	20.9%	30.3
20/03/2024 10:00:00	34.5	60	71	50	40.6	11.3%	30.7
20/03/2024 11:00:00	34.4	46	54	45	38.5	9.3%	29.5
20/03/2024 12:00:00	37.2	43	51	45	38.8	23.5%	31.2
20/03/2024 13:00:00	36.2	42	49	55	41.3	16.3%	29.6
20/03/2024 14:00:00	35.6	54	63	50	39.0	15.9%	30.7
20/03/2024 15:00:00	35.0	48	57	50	39.2	15.8%	27.7
20/03/2024 16:00:00	36.7	51	60	45	37.9	21.7%	30.5
20/03/2024 17:00:00	36.4	59	69	55	40.4	17.4%	31.2
20/03/2024 18:00:00	36.7	63	74	45	38.5	20.3%	30.8
20/03/2024 19:00:00	35.0	62	73	45	38.0	15.1%	29.6
20/03/2024 20:00:00	35.0	32	38	45	38.3	15.8%	30.4
20/03/2024 21:00:00	36.2	24	28	50	39.5	17.9%	30.6
20/03/2024 22:00:00	40.0	7	8	45	40.0	25.0%	32.0
20/03/2024 23:00:00	40.0	7	8	45	40.0	25.0%	31.5
21/03/2024 00:00:00	0.0	0	0	0	0.0	0.0%	0.0
21/03/2024 01:00:00	35.0	2	2	35	0.0	0.0%	24.5
21/03/2024 02:00:00	0.0	0	0	0	0.0	0.0%	0.0
21/03/2024 03:00:00	0.0	0	0	0	0.0	0.0%	0.0
21/03/2024 04:00:00	0.0	0	0	0	0.0	0.0%	0.0
21/03/2024 05:00:00	35.0	1	1	35	0.0	0.0%	32.0
21/03/2024 06:00:00	45.0	6	7	50	41.3	57.1%	35.6
21/03/2024 07:00:00	40.0	23	27	45	39.5	37.0%	33.3
21/03/2024 08:00:00	35.0	60	71	45	38.0	15.5%	30.7
21/03/2024 09:00:00	35.4	80	94	50	38.8	16.0%	31.4
21/03/2024 10:00:00	34.7	56	66	50	40.6	12.1%	30.7
21/03/2024 11:00:00	34.4	40	47	40	37.5	10.6%	29.7
21/03/2024 12:00:00	35.7	50	59	45	39.0	16.9%	29.4
21/03/2024 13:00:00	35.8	42	50	45	39.2	18.0%	31.5

Incoming Summary
2024 April Cheddington Road

from Wed-Mar-13-2024-02-00-PM to Mon-Apr-29-2024-11-59-AM

21/03/2024 14:00:00	34.4	42	50	50	40.0	12.0%	29.8
21/03/2024 15:00:00	36.2	44	52	45	38.5	19.2%	29.7
21/03/2024 16:00:00	34.2	58	68	45	38.3	8.8%	29.6
21/03/2024 17:00:00	35.8	62	73	40	37.5	17.8%	30.1
21/03/2024 18:00:00	39.0	59	69	50	40.8	26.1%	31.9
21/03/2024 19:00:00	35.6	54	63	45	38.0	15.9%	30.7
21/03/2024 20:00:00	34.6	25	29	50	42.5	10.3%	31.0
21/03/2024 21:00:00	34.4	16	19	40	37.5	10.5%	30.2
21/03/2024 22:00:00	34.2	14	17	40	37.5	11.8%	29.4
21/03/2024 23:00:00	38.3	8	9	40	37.5	33.3%	32.2
22/03/2024 00:00:00	38.3	3	4	40	37.5	75.0%	36.0
22/03/2024 01:00:00	30.0	2	2	30	0.0	0.0%	22.0
22/03/2024 02:00:00	30.0	2	2	30	0.0	0.0%	17.0
22/03/2024 03:00:00	0.0	0	0	0	0.0	0.0%	0.0
22/03/2024 04:00:00	45.0	1	1	45	42.5	100.0%	42.0
22/03/2024 05:00:00	45.0	2	2	45	42.5	100.0%	42.5
22/03/2024 06:00:00	40.0	8	10	45	40.0	40.0%	33.7
22/03/2024 07:00:00	38.8	16	19	45	39.2	31.6%	32.8
22/03/2024 08:00:00	36.4	44	52	50	39.5	19.2%	31.6
22/03/2024 09:00:00	36.4	94	110	45	37.7	20.0%	30.8
22/03/2024 10:00:00	35.0	52	61	45	39.2	14.8%	30.3
22/03/2024 11:00:00	36.4	60	71	50	40.2	18.3%	30.6
22/03/2024 12:00:00	35.6	48	56	40	37.5	16.1%	29.5
22/03/2024 13:00:00	34.6	45	53	50	39.2	11.3%	29.5
22/03/2024 14:00:00	37.0	53	62	45	38.7	21.0%	31.6
22/03/2024 15:00:00	34.0	47	55	45	40.8	5.5%	30.1
22/03/2024 16:00:00	38.2	56	66	45	38.5	31.8%	31.7
22/03/2024 17:00:00	39.1	48	56	50	39.2	37.5%	33.1
22/03/2024 18:00:00	36.2	79	93	50	40.3	17.2%	31.1
22/03/2024 19:00:00	36.0	60	70	50	38.8	17.1%	30.9
22/03/2024 20:00:00	34.4	31	37	40	37.5	10.8%	30.4
22/03/2024 21:00:00	42.5	20	24	50	41.9	37.5%	34.5
22/03/2024 22:00:00	35.0	8	10	45	42.5	20.0%	31.6
22/03/2024 23:00:00	32.5	9	11	35	0.0	0.0%	28.2
23/03/2024 00:00:00	40.0	5	6	55	45.0	33.3%	33.8
23/03/2024 01:00:00	35.0	3	4	50	47.5	25.0%	33.5
23/03/2024 02:00:00	0.0	0	0	0	0.0	0.0%	0.0
23/03/2024 03:00:00	0.0	0	0	0	0.0	0.0%	0.0
23/03/2024 04:00:00	15.0	1	1	15	0.0	0.0%	12.0
23/03/2024 05:00:00	30.0	1	1	30	0.0	0.0%	27.0
23/03/2024 06:00:00	40.0	4	5	45	39.2	60.0%	36.0
23/03/2024 07:00:00	40.0	6	7	45	40.0	28.6%	31.3
23/03/2024 08:00:00	40.0	19	22	55	41.1	31.8%	33.0
23/03/2024 09:00:00	39.4	37	44	50	40.7	31.8%	33.2
23/03/2024 10:00:00	37.5	59	69	50	39.1	23.2%	31.6
23/03/2024 11:00:00	37.8	56	66	55	40.2	22.7%	31.7
23/03/2024 12:00:00	36.7	53	62	45	38.8	19.4%	27.1
23/03/2024 13:00:00	33.0	136	160	45	38.0	6.9%	21.5

Incoming Summary
2024 April Cheddington Road

from Wed-Mar-13-2024-02-00-PM to Mon-Apr-29-2024-11-59-AM

23/03/2024 14:00:00	36.2	48	57	45	38.9	19.3%	29.8
23/03/2024 15:00:00	36.7	49	58	45	38.8	20.7%	30.3
23/03/2024 16:00:00	37.0	37	44	45	39.7	20.5%	30.7
23/03/2024 17:00:00	39.0	40	47	50	39.5	31.9%	33.1
23/03/2024 18:00:00	36.8	42	49	40	37.5	22.4%	29.9
23/03/2024 19:00:00	34.5	40	47	55	41.5	10.6%	30.3
23/03/2024 20:00:00	37.5	34	40	55	39.5	25.0%	31.8
23/03/2024 21:00:00	37.5	14	17	45	40.0	23.5%	31.7
23/03/2024 22:00:00	34.0	16	19	40	37.5	10.5%	28.3
23/03/2024 23:00:00	35.0	11	13	40	37.5	15.4%	29.9
24/03/2024 00:00:00	34.2	8	10	40	37.5	10.0%	31.1
24/03/2024 01:00:00	35.0	4	5	40	37.5	20.0%	31.2
24/03/2024 02:00:00	35.0	5	6	45	42.5	16.7%	20.5
24/03/2024 03:00:00	10.0	3	4	15	0.0	0.0%	8.5
24/03/2024 04:00:00	25.0	1	1	25	0.0	0.0%	22.0
24/03/2024 05:00:00	35.0	2	2	35	0.0	0.0%	32.0
24/03/2024 06:00:00	40.0	5	6	45	40.0	33.3%	34.7
24/03/2024 07:00:00	45.0	3	3	45	39.2	100.0%	39.0
24/03/2024 08:00:00	37.5	8	9	40	37.5	22.2%	28.9
24/03/2024 09:00:00	40.0	24	28	55	40.0	50.0%	35.8
24/03/2024 10:00:00	34.1	48	57	45	39.5	8.8%	27.3
24/03/2024 11:00:00	37.2	45	53	50	39.2	22.6%	31.5
24/03/2024 12:00:00	36.7	53	62	45	37.9	21.0%	30.6
24/03/2024 13:00:00	36.2	53	62	50	39.3	17.7%	28.2
24/03/2024 14:00:00	36.2	63	74	45	37.9	18.9%	29.7
24/03/2024 15:00:00	34.8	47	55	55	39.6	12.7%	30.2
24/03/2024 16:00:00	34.8	59	69	45	39.2	13.0%	29.8
24/03/2024 17:00:00	38.3	42	49	45	38.5	30.6%	31.5
24/03/2024 18:00:00	36.7	40	47	50	39.7	19.1%	30.4
24/03/2024 19:00:00	35.0	26	31	50	39.5	16.1%	30.1
24/03/2024 20:00:00	35.0	14	16	45	42.5	12.5%	29.5
24/03/2024 21:00:00	40.0	9	11	45	39.5	45.5%	34.1
24/03/2024 22:00:00	40.0	8	9	45	39.2	33.3%	32.8
24/03/2024 23:00:00	35.0	5	6	40	37.5	16.7%	28.8
25/03/2024 00:00:00	35.0	1	1	35	0.0	0.0%	32.0
25/03/2024 01:00:00	30.0	3	4	40	37.5	25.0%	27.0
25/03/2024 02:00:00	0.0	0	0	0	0.0	0.0%	0.0
25/03/2024 03:00:00	0.0	0	0	0	0.0	0.0%	0.0
25/03/2024 04:00:00	15.0	1	1	15	0.0	0.0%	12.0
25/03/2024 05:00:00	50.0	2	2	50	42.5	100.0%	42.0
25/03/2024 06:00:00	35.0	4	5	45	42.5	20.0%	33.2
25/03/2024 07:00:00	41.2	19	22	45	40.4	31.8%	33.2
25/03/2024 08:00:00	36.1	43	51	45	38.0	19.6%	31.3
25/03/2024 09:00:00	38.0	89	105	50	39.1	26.7%	31.9
25/03/2024 10:00:00	34.0	44	52	45	38.8	7.7%	29.8
25/03/2024 11:00:00	35.7	42	50	45	38.6	18.0%	30.0
25/03/2024 12:00:00	34.5	47	55	45	39.2	10.9%	29.1
25/03/2024 13:00:00	34.7	35	41	45	39.5	12.2%	28.8

Incoming Summary
2024 April Cheddington Road

from Wed-Mar-13-2024-02-00-PM to Mon-Apr-29-2024-11-59-AM

25/03/2024 14:00:00	34.6	33	39	45	39.5	12.8%	29.4
25/03/2024 15:00:00	36.2	48	57	50	40.2	19.3%	30.2
25/03/2024 16:00:00	37.1	52	61	50	38.6	23.0%	31.2
25/03/2024 17:00:00	38.3	65	77	50	40.3	23.4%	31.4
25/03/2024 18:00:00	34.5	62	73	45	39.4	11.0%	29.6
25/03/2024 19:00:00	38.3	36	42	45	38.8	28.6%	31.9
25/03/2024 20:00:00	39.1	29	34	50	39.3	41.2%	33.1
25/03/2024 21:00:00	40.0	16	19	60	41.8	36.8%	32.8
25/03/2024 22:00:00	36.7	8	10	40	37.5	30.0%	33.3
25/03/2024 23:00:00	45.0	3	3	45	42.5	33.3%	33.7
26/03/2024 00:00:00	45.0	1	1	45	42.5	100.0%	42.0
26/03/2024 01:00:00	30.0	1	1	30	0.0	0.0%	27.0
26/03/2024 02:00:00	0.0	0	0	0	0.0	0.0%	0.0
26/03/2024 03:00:00	0.0	0	0	0	0.0	0.0%	0.0
26/03/2024 04:00:00	15.0	1	1	15	0.0	0.0%	12.0
26/03/2024 05:00:00	10.0	1	1	10	0.0	0.0%	7.0
26/03/2024 06:00:00	38.3	5	6	40	37.5	50.0%	34.0
26/03/2024 07:00:00	39.4	20	24	50	39.8	45.8%	33.6
26/03/2024 08:00:00	36.4	62	73	45	37.8	20.5%	30.5
26/03/2024 09:00:00	34.8	83	98	50	39.8	13.3%	30.7
26/03/2024 10:00:00	38.3	51	60	50	38.8	31.7%	31.8
26/03/2024 11:00:00	35.0	47	55	50	40.6	14.5%	29.5
26/03/2024 12:00:00	34.1	60	70	45	39.6	10.0%	27.9
26/03/2024 13:00:00	34.3	31	37	45	38.8	10.8%	29.5
26/03/2024 14:00:00	31.7	58	68	35	0.0	0.0%	26.4
26/03/2024 15:00:00	31.9	39	46	40	37.5	4.3%	26.3
26/03/2024 16:00:00	34.3	59	69	50	39.5	7.2%	30.1
26/03/2024 17:00:00	34.4	77	91	40	37.5	11.0%	29.2
26/03/2024 18:00:00	36.2	57	67	50	40.0	17.9%	31.1
26/03/2024 19:00:00	35.0	41	48	45	38.2	14.6%	30.4
26/03/2024 20:00:00	35.0	33	39	45	38.3	15.4%	29.8
26/03/2024 21:00:00	37.5	14	16	40	37.5	25.0%	31.1
26/03/2024 22:00:00	9.7	87	102	30	0.0	0.0%	8.4
26/03/2024 23:00:00	12.7	163	192	40	37.5	0.5%	9.5
27/03/2024 00:00:00	10.0	26	31	35	0.0	0.0%	9.5
27/03/2024 01:00:00	35.0	2	2	35	0.0	0.0%	24.5
27/03/2024 02:00:00	0.0	0	0	0	0.0	0.0%	0.0
27/03/2024 03:00:00	0.0	0	0	0	0.0	0.0%	0.0
27/03/2024 04:00:00	20.0	1	1	20	0.0	0.0%	17.0
27/03/2024 05:00:00	30.0	1	1	30	0.0	0.0%	27.0
27/03/2024 06:00:00	40.0	7	8	45	39.2	37.5%	30.3
27/03/2024 07:00:00	39.2	19	22	45	38.8	36.4%	33.0
27/03/2024 08:00:00	36.1	66	78	45	37.8	19.2%	29.9
27/03/2024 09:00:00	36.8	83	98	45	39.0	20.4%	31.2
27/03/2024 10:00:00	34.3	66	78	40	37.5	7.7%	30.7
27/03/2024 11:00:00	34.8	59	69	45	38.6	13.0%	28.6
27/03/2024 12:00:00	35.0	38	45	40	37.5	15.6%	28.0
27/03/2024 13:00:00	30.0	111	131	45	38.4	8.4%	14.7

Incoming Summary
2024 April Cheddington Road

from Wed-Mar-13-2024-02-00-PM to Mon-Apr-29-2024-11-59-AM

27/03/2024 14:00:00	33.8	42	50	50	41.3	8.0%	29.4
27/03/2024 15:00:00	34.2	51	60	40	37.5	11.7%	29.0
27/03/2024 16:00:00	35.8	67	79	55	38.6	17.7%	30.2
27/03/2024 17:00:00	38.0	60	70	50	40.0	22.9%	30.9
27/03/2024 18:00:00	37.5	67	79	50	38.5	26.6%	30.5
27/03/2024 19:00:00	34.7	59	69	45	39.4	11.6%	30.4
27/03/2024 20:00:00	33.6	35	41	45	40.0	4.9%	29.1
27/03/2024 21:00:00	34.5	22	26	45	39.2	11.5%	30.4
27/03/2024 22:00:00	38.3	14	16	55	41.3	25.0%	32.3
27/03/2024 23:00:00	36.7	12	14	40	37.5	21.4%	31.6
28/03/2024 00:00:00	40.0	4	5	45	40.0	40.0%	32.2
28/03/2024 01:00:00	0.0	0	0	0	0.0	0.0%	0.0
28/03/2024 02:00:00	35.0	1	1	35	0.0	0.0%	32.0
28/03/2024 03:00:00	0.0	0	0	0	0.0	0.0%	0.0
28/03/2024 04:00:00	35.0	3	3	35	0.0	0.0%	29.0
28/03/2024 05:00:00	0.0	0	0	0	0.0	0.0%	0.0
28/03/2024 06:00:00	35.0	5	6	40	37.5	16.7%	30.5
28/03/2024 07:00:00	39.2	19	22	45	38.8	36.4%	33.9
28/03/2024 08:00:00	34.9	54	64	40	37.5	14.1%	31.1
28/03/2024 09:00:00	37.9	71	84	50	39.0	27.4%	32.4
28/03/2024 10:00:00	34.8	50	59	45	38.8	13.6%	31.0
28/03/2024 11:00:00	33.7	62	73	40	37.5	8.2%	28.3
28/03/2024 12:00:00	34.5	49	58	45	38.2	12.1%	29.5
28/03/2024 13:00:00	33.5	41	48	45	40.0	4.2%	28.6
28/03/2024 14:00:00	34.6	74	87	50	40.2	12.6%	29.4
28/03/2024 15:00:00	35.0	47	55	45	38.1	14.5%	29.9
28/03/2024 16:00:00	34.8	63	74	45	38.0	13.5%	30.4
28/03/2024 17:00:00	34.6	60	70	40	37.5	11.4%	29.7
28/03/2024 18:00:00	35.0	50	59	45	39.2	15.3%	29.8
28/03/2024 19:00:00	30.7	107	126	45	40.4	5.6%	17.5
28/03/2024 20:00:00	33.8	41	48	50	39.5	10.4%	23.6
28/03/2024 21:00:00	39.0	16	19	50	39.6	36.8%	32.5
28/03/2024 22:00:00	42.5	11	13	50	42.5	30.8%	33.0
28/03/2024 23:00:00	35.0	10	12	40	37.5	16.7%	30.6
29/03/2024 00:00:00	35.0	4	5	40	37.5	20.0%	30.0
29/03/2024 01:00:00	30.0	4	5	35	0.0	0.0%	21.2
29/03/2024 02:00:00	25.0	1	1	25	0.0	0.0%	22.0
29/03/2024 03:00:00	0.0	0	0	0	0.0	0.0%	0.0
29/03/2024 04:00:00	10.0	1	1	10	0.0	0.0%	7.0
29/03/2024 05:00:00	0.0	0	0	0	0.0	0.0%	0.0
29/03/2024 06:00:00	42.5	5	6	45	42.5	33.3%	33.8
29/03/2024 07:00:00	42.5	8	9	45	40.8	33.3%	35.0
29/03/2024 08:00:00	37.5	14	16	40	37.5	25.0%	31.4
29/03/2024 09:00:00	38.8	18	21	45	39.2	28.6%	33.3
29/03/2024 10:00:00	34.2	49	58	50	40.5	8.6%	28.9
29/03/2024 11:00:00	35.0	42	49	45	38.9	14.3%	30.9
29/03/2024 12:00:00	34.2	56	66	50	39.2	9.1%	28.8
29/03/2024 13:00:00	35.5	51	60	40	37.5	16.7%	29.4

Incoming Summary
2024 April Cheddington Road

from Wed-Mar-13-2024-02-00-PM to Mon-Apr-29-2024-11-59-AM

29/03/2024 14:00:00	36.9	39	46	55	39.5	21.7%	32.5
29/03/2024 15:00:00	37.7	54	63	50	38.8	25.4%	32.5
29/03/2024 16:00:00	37.9	58	68	50	40.7	20.6%	30.7
29/03/2024 17:00:00	37.2	41	48	45	38.4	22.9%	31.4
29/03/2024 18:00:00	36.2	49	58	55	40.2	19.0%	30.6
29/03/2024 19:00:00	37.5	41	48	55	41.9	18.8%	31.7
29/03/2024 20:00:00	33.8	26	31	45	40.0	6.5%	29.6
29/03/2024 21:00:00	34.4	12	14	40	37.5	7.1%	30.1
29/03/2024 22:00:00	40.0	12	14	65	41.8	50.0%	35.2
29/03/2024 23:00:00	35.0	6	7	40	37.5	14.3%	30.0
30/03/2024 00:00:00	30.0	2	2	30	0.0	0.0%	27.0
30/03/2024 01:00:00	50.0	2	2	50	47.5	50.0%	39.5
30/03/2024 02:00:00	0.0	0	0	0	0.0	0.0%	0.0
30/03/2024 03:00:00	0.0	0	0	0	0.0	0.0%	0.0
30/03/2024 04:00:00	30.0	1	1	30	0.0	0.0%	27.0
30/03/2024 05:00:00	40.0	3	3	40	37.5	33.3%	25.3
30/03/2024 06:00:00	45.0	2	2	45	40.0	100.0%	39.5
30/03/2024 07:00:00	40.0	7	8	45	38.8	50.0%	32.1
30/03/2024 08:00:00	37.5	14	16	45	39.2	18.8%	29.4
30/03/2024 09:00:00	34.7	33	39	45	39.5	12.8%	30.3
30/03/2024 10:00:00	37.0	52	61	45	38.7	21.3%	31.0
30/03/2024 11:00:00	36.2	54	63	50	39.3	17.5%	28.6
30/03/2024 12:00:00	34.5	69	81	45	38.6	11.1%	28.2
30/03/2024 13:00:00	37.5	48	56	45	38.2	25.0%	28.2
30/03/2024 14:00:00	34.7	57	67	45	39.4	11.9%	30.9
30/03/2024 15:00:00	34.3	59	69	50	39.2	8.7%	29.6
30/03/2024 16:00:00	34.7	58	68	45	38.8	11.8%	30.5
30/03/2024 17:00:00	35.0	45	53	50	40.0	15.1%	30.3
30/03/2024 18:00:00	39.1	36	42	45	38.8	35.7%	32.7
30/03/2024 19:00:00	37.9	40	47	45	39.3	23.4%	31.5
30/03/2024 20:00:00	35.0	22	26	45	38.8	15.4%	29.8
30/03/2024 21:00:00	35.0	14	17	50	40.8	17.6%	32.1
30/03/2024 22:00:00	40.0	11	13	45	40.8	23.1%	31.4
30/03/2024 23:00:00	33.3	3	4	35	0.0	0.0%	31.0
31/03/2024 00:00:00	32.5	4	5	35	0.0	0.0%	29.0
31/03/2024 01:00:00	40.0	3	3	40	37.5	33.3%	32.0
31/03/2024 02:00:00	35.0	2	2	35	0.0	0.0%	29.5
31/03/2024 03:00:00	0.0	0	0	0	0.0	0.0%	0.0
31/03/2024 04:00:00	40.0	2	2	40	37.5	50.0%	22.0
31/03/2024 05:00:00	45.0	2	2	45	42.5	50.0%	37.0
31/03/2024 06:00:00	35.0	2	2	35	0.0	0.0%	32.0
31/03/2024 07:00:00	36.7	12	14	40	37.5	21.4%	27.2
31/03/2024 08:00:00	38.3	14	16	45	38.8	25.0%	32.2
31/03/2024 09:00:00	37.5	33	39	45	38.5	25.6%	28.9
31/03/2024 10:00:00	36.7	44	52	50	38.9	21.2%	29.5
31/03/2024 11:00:00	36.0	35	41	45	38.9	17.1%	30.1
31/03/2024 12:00:00	34.2	52	61	50	39.2	9.8%	27.9
31/03/2024 13:00:00	37.9	42	49	45	39.3	22.4%	31.4

Incoming Summary
2024 April Cheddington Road

from Wed-Mar-13-2024-02-00-PM to Mon-Apr-29-2024-11-59-AM

31/03/2024 14:00:00	33.9	56	66	45	40.0	6.1%	29.7
31/03/2024 15:00:00	34.5	42	50	45	39.2	12.0%	30.0
31/03/2024 16:00:00	37.5	46	54	50	40.2	20.4%	31.5
31/03/2024 17:00:00	37.9	34	40	45	39.0	25.0%	31.1
31/03/2024 18:00:00	36.7	36	42	45	38.8	19.0%	30.4
31/03/2024 19:00:00	34.6	31	36	45	40.0	11.1%	30.0
31/03/2024 20:00:00	40.0	14	16	45	39.5	31.3%	32.9
31/03/2024 21:00:00	34.3	8	10	45	42.5	10.0%	32.2
31/03/2024 22:00:00	35.0	3	4	45	42.5	25.0%	33.3
31/03/2024 23:00:00	40.0	3	4	45	40.0	50.0%	34.5
01/04/2024 00:00:00	15.0	1	1	15	0.0	0.0%	12.0
01/04/2024 01:00:00	30.0	1	1	30	0.0	0.0%	27.0
01/04/2024 02:00:00	0.0	0	0	0	0.0	0.0%	0.0
01/04/2024 03:00:00	0.0	0	0	0	0.0	0.0%	0.0
01/04/2024 04:00:00	45.0	2	2	45	42.5	50.0%	37.0
01/04/2024 05:00:00	35.0	2	2	35	0.0	0.0%	32.0
01/04/2024 06:00:00	35.0	4	5	55	52.5	20.0%	32.2
01/04/2024 07:00:00	33.8	9	11	50	47.5	9.1%	27.2
01/04/2024 08:00:00	35.0	23	27	45	38.8	14.8%	30.2
01/04/2024 09:00:00	36.2	33	39	45	39.6	17.9%	31.5
01/04/2024 10:00:00	35.8	48	57	50	40.0	17.5%	29.2
01/04/2024 11:00:00	36.2	53	62	45	38.9	17.7%	30.1
01/04/2024 12:00:00	37.5	58	68	50	39.1	23.5%	30.9
01/04/2024 13:00:00	35.6	43	51	45	38.1	17.6%	29.7
01/04/2024 14:00:00	35.7	58	68	45	39.3	16.2%	30.0
01/04/2024 15:00:00	34.2	66	78	55	41.1	9.0%	29.9
01/04/2024 16:00:00	36.7	40	47	50	39.7	19.1%	31.9
01/04/2024 17:00:00	35.0	51	60	45	38.6	15.0%	23.2
01/04/2024 18:00:00	35.8	36	42	45	38.2	16.7%	27.3
01/04/2024 19:00:00	37.0	26	30	45	38.3	20.0%	30.7
01/04/2024 20:00:00	33.0	12	14	35	0.0	0.0%	28.4
01/04/2024 21:00:00	35.0	9	11	40	37.5	18.2%	28.5
01/04/2024 22:00:00	40.0	3	4	45	40.0	50.0%	35.8
01/04/2024 23:00:00	45.0	1	1	45	42.5	100.0%	42.0
02/04/2024 00:00:00	35.0	1	1	35	0.0	0.0%	32.0
02/04/2024 01:00:00	0.0	0	0	0	0.0	0.0%	0.0
02/04/2024 02:00:00	10.0	1	1	10	0.0	0.0%	7.0
02/04/2024 03:00:00	40.0	2	2	40	37.5	50.0%	32.0
02/04/2024 04:00:00	45.0	2	2	45	42.5	50.0%	37.0
02/04/2024 05:00:00	40.0	4	5	45	40.0	40.0%	34.0
02/04/2024 06:00:00	35.0	13	15	45	40.0	13.3%	28.3
02/04/2024 07:00:00	35.7	45	53	45	38.6	17.0%	30.4
02/04/2024 08:00:00	38.1	60	70	45	38.5	28.6%	31.8
02/04/2024 09:00:00	34.5	41	48	50	42.5	10.4%	30.6
02/04/2024 10:00:00	36.4	48	56	45	39.0	17.9%	30.1
02/04/2024 11:00:00	33.4	48	57	40	37.5	7.0%	27.7
02/04/2024 12:00:00	36.4	43	51	45	39.0	19.6%	31.1
02/04/2024 13:00:00	35.7	46	54	45	38.6	16.7%	30.7

Incoming Summary
2024 April Cheddington Road

from Wed-Mar-13-2024-02-00-PM to Mon-Apr-29-2024-11-59-AM

02/04/2024 14:00:00	35.0	52	61	60	41.9	14.8%	30.7
02/04/2024 15:00:00	36.4	44	52	45	39.0	19.2%	30.8
02/04/2024 16:00:00	35.6	51	60	45	38.5	16.7%	31.3
02/04/2024 17:00:00	37.3	55	65	45	38.1	26.2%	32.0
02/04/2024 18:00:00	34.3	39	46	45	38.5	10.9%	28.8
02/04/2024 19:00:00	34.7	30	35	45	38.8	11.4%	30.7
02/04/2024 20:00:00	37.5	11	13	50	40.8	23.1%	31.8
02/04/2024 21:00:00	40.0	12	14	50	42.5	28.6%	34.1
02/04/2024 22:00:00	40.0	5	6	45	40.0	33.3%	28.7
02/04/2024 23:00:00	40.0	5	6	50	42.5	33.3%	34.5
03/04/2024 00:00:00	35.0	1	1	35	0.0	0.0%	32.0
03/04/2024 01:00:00	0.0	0	0	0	0.0	0.0%	0.0
03/04/2024 02:00:00	10.0	1	1	10	0.0	0.0%	7.0
03/04/2024 03:00:00	40.0	1	1	40	37.5	100.0%	37.0
03/04/2024 04:00:00	40.0	2	2	40	37.5	50.0%	32.0
03/04/2024 05:00:00	37.5	7	8	40	37.5	25.0%	32.1
03/04/2024 06:00:00	36.2	17	20	40	37.5	20.0%	30.6
03/04/2024 07:00:00	35.6	48	56	45	38.1	16.1%	30.8
03/04/2024 08:00:00	38.1	61	72	45	38.4	30.6%	30.4
03/04/2024 09:00:00	37.8	47	55	50	39.4	23.6%	31.7
03/04/2024 10:00:00	34.2	54	64	45	38.3	9.4%	29.4
03/04/2024 11:00:00	34.8	48	56	40	37.5	12.5%	30.5
03/04/2024 12:00:00	36.5	53	62	50	38.8	19.4%	30.5
03/04/2024 13:00:00	34.8	44	52	45	38.2	13.5%	30.9
03/04/2024 14:00:00	35.0	48	57	45	38.1	15.8%	30.4
03/04/2024 15:00:00	35.5	65	76	50	38.8	15.8%	29.2
03/04/2024 16:00:00	36.4	55	65	50	38.7	20.0%	31.4
03/04/2024 17:00:00	36.9	62	73	45	38.4	21.9%	31.8
03/04/2024 18:00:00	37.0	57	67	45	38.9	20.9%	31.1
03/04/2024 19:00:00	38.5	26	30	45	38.0	36.7%	32.7
03/04/2024 20:00:00	34.1	14	17	45	42.5	5.9%	31.1
03/04/2024 21:00:00	42.5	8	9	45	40.8	33.3%	32.6
03/04/2024 22:00:00	35.0	5	6	65	62.5	16.7%	34.8
03/04/2024 23:00:00	30.0	2	2	30	0.0	0.0%	24.5
04/04/2024 00:00:00	10.0	3	3	10	0.0	0.0%	7.3
04/04/2024 01:00:00	9.2	5	6	10	0.0	0.0%	7.5
04/04/2024 02:00:00	35.0	1	1	35	0.0	0.0%	32.0
04/04/2024 03:00:00	0.0	0	0	0	0.0	0.0%	0.0
04/04/2024 04:00:00	13.3	8	9	15	0.0	0.0%	9.0
04/04/2024 05:00:00	31.0	29	34	40	37.5	2.9%	14.6
04/04/2024 06:00:00	37.5	24	28	45	39.2	21.4%	23.4
04/04/2024 07:00:00	35.0	37	44	45	38.2	15.9%	30.1
04/04/2024 08:00:00	35.0	60	70	50	38.5	14.3%	29.7
04/04/2024 09:00:00	37.0	48	57	45	38.7	22.8%	30.6
04/04/2024 10:00:00	34.8	56	66	45	38.1	13.6%	30.2
04/04/2024 11:00:00	34.8	58	68	45	38.6	13.2%	29.4
04/04/2024 12:00:00	34.8	47	55	40	37.5	12.7%	30.4
04/04/2024 13:00:00	38.0	48	56	55	40.0	25.0%	31.9

Incoming Summary
2024 April Cheddington Road

from Wed-Mar-13-2024-02-00-PM to Mon-Apr-29-2024-11-59-AM

04/04/2024 14:00:00	36.7	31	36	45	38.2	19.4%	31.0
04/04/2024 15:00:00	37.0	43	51	50	38.8	23.5%	30.1
04/04/2024 16:00:00	33.9	83	98	50	40.2	11.2%	20.4
04/04/2024 17:00:00	32.7	99	116	50	39.6	6.0%	17.8
04/04/2024 18:00:00	35.0	42	50	45	38.1	16.0%	30.4
04/04/2024 19:00:00	35.8	35	41	45	38.2	17.1%	31.3
04/04/2024 20:00:00	37.5	14	16	50	40.8	18.8%	29.2
04/04/2024 21:00:00	33.8	11	13	40	37.5	7.7%	28.9
04/04/2024 22:00:00	36.7	13	15	40	37.5	20.0%	26.9
04/04/2024 23:00:00	40.0	3	4	50	42.5	50.0%	25.8
05/04/2024 00:00:00	25.0	2	2	25	0.0	0.0%	19.5
05/04/2024 01:00:00	0.0	0	0	0	0.0	0.0%	0.0
05/04/2024 02:00:00	0.0	0	0	0	0.0	0.0%	0.0
05/04/2024 03:00:00	0.0	0	0	0	0.0	0.0%	0.0
05/04/2024 04:00:00	0.0	0	0	0	0.0	0.0%	0.0
05/04/2024 05:00:00	40.0	8	9	45	38.8	44.4%	33.8
05/04/2024 06:00:00	38.8	15	18	45	39.2	33.3%	28.2
05/04/2024 07:00:00	37.1	28	33	55	39.4	24.2%	30.1
05/04/2024 08:00:00	38.2	50	59	45	37.7	39.0%	32.7
05/04/2024 09:00:00	35.7	42	50	45	38.6	18.0%	31.2
05/04/2024 10:00:00	34.0	60	71	45	39.2	8.5%	29.0
05/04/2024 11:00:00	34.3	44	52	45	40.5	9.6%	30.2
05/04/2024 12:00:00	37.5	42	49	45	38.9	22.4%	31.9
05/04/2024 13:00:00	35.0	46	54	50	38.8	14.8%	29.2
05/04/2024 14:00:00	37.5	40	47	45	38.9	23.4%	30.8
05/04/2024 15:00:00	37.9	50	59	55	41.0	22.0%	30.9
05/04/2024 16:00:00	37.3	54	64	50	39.1	25.0%	29.6
05/04/2024 17:00:00	37.5	40	47	55	41.0	21.3%	31.7
05/04/2024 18:00:00	34.8	49	58	50	39.4	13.8%	31.3
05/04/2024 19:00:00	35.0	28	33	40	37.5	15.2%	30.3
05/04/2024 20:00:00	35.0	18	21	50	42.5	14.3%	28.9
05/04/2024 21:00:00	35.0	9	11	40	37.5	18.2%	29.9
05/04/2024 22:00:00	33.0	11	13	35	0.0	0.0%	28.2
05/04/2024 23:00:00	35.0	8	9	45	42.5	11.1%	27.7
06/04/2024 00:00:00	33.8	5	6	35	0.0	0.0%	30.7
06/04/2024 01:00:00	45.0	1	1	45	42.5	100.0%	42.0
06/04/2024 02:00:00	35.0	2	2	35	0.0	0.0%	29.5
06/04/2024 03:00:00	40.0	2	2	40	37.5	50.0%	32.0
06/04/2024 04:00:00	40.0	2	2	40	37.5	50.0%	34.5
06/04/2024 05:00:00	37.5	3	4	40	37.5	50.0%	33.3
06/04/2024 06:00:00	33.8	4	5	35	0.0	0.0%	31.4
06/04/2024 07:00:00	40.0	13	15	45	39.5	33.3%	31.8
06/04/2024 08:00:00	38.3	25	29	50	39.4	27.6%	30.2
06/04/2024 09:00:00	36.5	61	72	45	38.9	19.4%	30.0
06/04/2024 10:00:00	35.9	58	68	45	37.9	17.6%	29.9
06/04/2024 11:00:00	37.0	56	66	60	40.4	21.2%	28.6
06/04/2024 12:00:00	34.6	54	63	50	38.9	11.1%	30.5
06/04/2024 13:00:00	34.3	47	55	40	37.5	9.1%	28.3

Incoming Summary
2024 April Cheddington Road

from Wed-Mar-13-2024-02-00-PM to Mon-Apr-29-2024-11-59-AM

06/04/2024 14:00:00	37.9	54	64	50	39.6	26.6%	31.1
06/04/2024 15:00:00	34.8	40	47	45	38.3	12.8%	29.7
06/04/2024 16:00:00	38.4	48	56	45	38.3	33.9%	32.4
06/04/2024 17:00:00	37.9	33	39	50	40.0	25.6%	31.2
06/04/2024 18:00:00	38.1	35	41	45	38.9	26.8%	32.0
06/04/2024 19:00:00	36.7	28	33	50	38.9	21.2%	30.5
06/04/2024 20:00:00	36.7	17	20	45	38.8	20.0%	30.8
06/04/2024 21:00:00	35.0	9	11	50	45.0	18.2%	32.6
06/04/2024 22:00:00	33.6	11	13	35	0.0	0.0%	30.0
06/04/2024 23:00:00	40.0	7	8	45	38.8	50.0%	34.1
07/04/2024 00:00:00	35.0	4	5	55	52.5	20.0%	35.2
07/04/2024 01:00:00	45.0	2	2	45	42.5	50.0%	37.0
07/04/2024 02:00:00	0.0	0	0	0	0.0	0.0%	0.0
07/04/2024 03:00:00	60.0	1	1	60	57.5	100.0%	57.0
07/04/2024 04:00:00	40.0	3	3	40	37.5	66.7%	35.3
07/04/2024 05:00:00	35.0	2	2	35	0.0	0.0%	32.5
07/04/2024 06:00:00	40.0	3	3	40	37.5	66.7%	35.3
07/04/2024 07:00:00	38.3	14	17	50	40.5	29.4%	32.6
07/04/2024 08:00:00	37.5	16	19	45	38.5	26.3%	30.4
07/04/2024 09:00:00	34.4	39	46	40	37.5	10.9%	29.0
07/04/2024 10:00:00	35.6	49	58	45	38.0	17.2%	29.8
07/04/2024 11:00:00	36.2	31	36	45	39.2	16.7%	30.0
07/04/2024 12:00:00	35.0	39	46	50	39.6	15.2%	29.4
07/04/2024 13:00:00	34.6	43	51	50	40.8	11.8%	31.1
07/04/2024 14:00:00	37.3	53	62	50	38.9	22.6%	32.1
07/04/2024 15:00:00	37.5	42	49	50	40.8	18.4%	32.0
07/04/2024 16:00:00	36.4	37	44	45	38.6	20.5%	30.6
07/04/2024 17:00:00	35.0	40	47	50	38.9	14.9%	30.4
07/04/2024 18:00:00	38.0	28	33	45	38.0	33.3%	32.7
07/04/2024 19:00:00	37.5	18	21	45	38.5	23.8%	30.9
07/04/2024 20:00:00	47.5	6	7	50	42.5	71.4%	38.4
07/04/2024 21:00:00	34.3	9	11	45	42.5	9.1%	30.0
07/04/2024 22:00:00	40.0	3	3	40	37.5	33.3%	34.0
07/04/2024 23:00:00	50.0	2	2	50	47.5	50.0%	39.5
08/04/2024 00:00:00	35.0	2	2	35	0.0	0.0%	24.5
08/04/2024 01:00:00	0.0	0	0	0	0.0	0.0%	0.0
08/04/2024 02:00:00	0.0	0	0	0	0.0	0.0%	0.0
08/04/2024 03:00:00	0.0	0	0	0	0.0	0.0%	0.0
08/04/2024 04:00:00	45.0	1	1	45	42.5	100.0%	42.0
08/04/2024 05:00:00	40.0	4	5	45	40.0	40.0%	33.0
08/04/2024 06:00:00	38.0	15	18	50	39.2	33.3%	33.7
08/04/2024 07:00:00	37.1	35	41	45	38.6	22.0%	31.8
08/04/2024 08:00:00	36.4	42	49	45	38.6	18.4%	30.3
08/04/2024 09:00:00	35.9	71	84	50	39.2	17.9%	30.7
08/04/2024 10:00:00	35.0	55	65	45	38.5	15.4%	28.5
08/04/2024 11:00:00	33.9	68	80	45	39.2	7.5%	28.8
08/04/2024 12:00:00	34.4	76	89	45	39.2	10.1%	29.3
08/04/2024 13:00:00	37.3	55	65	55	39.5	23.1%	30.9

Incoming Summary
2024 April Cheddington Road

from Wed-Mar-13-2024-02-00-PM to Mon-Apr-29-2024-11-59-AM

08/04/2024 14:00:00	36.4	57	67	55	39.0	19.4%	31.5
08/04/2024 15:00:00	34.6	58	68	45	38.8	11.8%	29.0
08/04/2024 16:00:00	36.4	68	80	55	40.2	18.8%	30.4
08/04/2024 17:00:00	37.9	65	76	50	39.4	23.7%	31.3
08/04/2024 18:00:00	37.2	60	71	50	40.5	21.1%	32.1
08/04/2024 19:00:00	37.9	32	38	55	40.0	26.3%	31.8
08/04/2024 20:00:00	35.0	18	21	40	37.5	14.3%	30.1
08/04/2024 21:00:00	36.7	10	12	40	37.5	25.0%	31.4
08/04/2024 22:00:00	37.5	7	8	40	37.5	25.0%	29.5
08/04/2024 23:00:00	35.0	1	1	35	0.0	0.0%	32.0
09/04/2024 00:00:00	45.0	2	2	45	40.0	100.0%	39.5
09/04/2024 01:00:00	0.0	0	0	0	0.0	0.0%	0.0
09/04/2024 02:00:00	0.0	0	0	0	0.0	0.0%	0.0
09/04/2024 03:00:00	35.0	3	3	35	0.0	0.0%	18.7
09/04/2024 04:00:00	40.0	1	1	40	37.5	100.0%	37.0
09/04/2024 05:00:00	33.3	10	12	40	37.5	8.3%	22.7
09/04/2024 06:00:00	37.5	26	31	45	39.6	22.6%	27.5
09/04/2024 07:00:00	33.4	99	116	40	37.5	7.8%	20.8
09/04/2024 08:00:00	35.5	81	95	50	39.5	15.8%	28.9
09/04/2024 09:00:00	34.5	55	65	40	37.5	12.3%	29.6
09/04/2024 10:00:00	34.2	52	61	45	38.2	11.5%	27.6
09/04/2024 11:00:00	35.0	56	66	40	37.5	15.2%	29.5
09/04/2024 12:00:00	34.0	79	93	40	37.5	9.7%	24.8
09/04/2024 13:00:00	34.4	46	54	45	39.2	11.1%	29.2
09/04/2024 14:00:00	36.7	49	58	45	38.8	20.7%	30.0
09/04/2024 15:00:00	38.6	47	55	45	38.6	32.7%	32.3
09/04/2024 16:00:00	35.8	50	59	50	40.0	16.9%	30.3
09/04/2024 17:00:00	36.2	64	75	45	38.2	18.7%	30.7
09/04/2024 18:00:00	38.1	54	63	45	38.3	30.2%	31.4
09/04/2024 19:00:00	35.0	35	41	45	39.2	14.6%	31.8
09/04/2024 20:00:00	35.0	14	16	40	37.5	12.5%	29.1
09/04/2024 21:00:00	37.5	4	5	40	37.5	40.0%	30.0
09/04/2024 22:00:00	37.5	13	15	45	39.2	20.0%	30.9
09/04/2024 23:00:00	45.0	6	7	65	52.5	28.6%	33.4
10/04/2024 00:00:00	35.0	3	3	35	0.0	0.0%	27.0
10/04/2024 01:00:00	0.0	0	0	0	0.0	0.0%	0.0
10/04/2024 02:00:00	0.0	0	0	0	0.0	0.0%	0.0
10/04/2024 03:00:00	0.0	0	0	0	0.0	0.0%	0.0
10/04/2024 04:00:00	45.0	1	1	45	42.5	100.0%	42.0
10/04/2024 05:00:00	41.7	10	12	45	40.5	41.7%	34.8
10/04/2024 06:00:00	37.5	20	23	45	38.5	21.7%	31.9
10/04/2024 07:00:00	34.8	54	63	45	38.8	12.7%	29.4
10/04/2024 08:00:00	36.5	56	66	50	39.4	19.7%	31.0
10/04/2024 09:00:00	36.8	66	78	45	38.4	21.8%	31.1
10/04/2024 10:00:00	37.3	53	62	45	38.6	22.6%	30.1
10/04/2024 11:00:00	34.3	60	71	45	38.1	11.3%	28.5
10/04/2024 12:00:00	35.6	46	54	45	38.1	16.7%	29.3
10/04/2024 13:00:00	34.6	54	63	40	37.5	11.1%	28.6

Incoming Summary
2024 April Cheddington Road

from Wed-Mar-13-2024-02-00-PM to Mon-Apr-29-2024-11-59-AM

10/04/2024 14:00:00	35.8	38	45	45	38.8	17.8%	29.2
10/04/2024 15:00:00	36.7	47	55	55	40.5	18.2%	29.7
10/04/2024 16:00:00	35.0	48	57	45	40.3	15.8%	30.7
10/04/2024 17:00:00	34.8	59	69	50	38.6	13.0%	29.9
10/04/2024 18:00:00	37.3	48	57	45	37.8	28.1%	32.1
10/04/2024 19:00:00	36.7	41	48	45	39.2	18.8%	31.6
10/04/2024 20:00:00	35.0	17	20	50	40.8	15.0%	30.0
10/04/2024 21:00:00	33.3	5	6	35	0.0	0.0%	29.8
10/04/2024 22:00:00	32.5	9	11	35	0.0	0.0%	27.2
10/04/2024 23:00:00	30.0	1	1	30	0.0	0.0%	27.0
11/04/2024 00:00:00	45.0	2	2	45	42.5	50.0%	37.0
11/04/2024 01:00:00	25.0	1	1	25	0.0	0.0%	22.0
11/04/2024 02:00:00	0.0	0	0	0	0.0	0.0%	0.0
11/04/2024 03:00:00	10.0	1	1	10	0.0	0.0%	7.0
11/04/2024 04:00:00	35.0	1	1	35	0.0	0.0%	32.0
11/04/2024 05:00:00	42.5	7	8	45	40.8	37.5%	32.1
11/04/2024 06:00:00	35.0	16	19	45	40.8	15.8%	32.3
11/04/2024 07:00:00	36.0	47	55	40	37.5	18.2%	30.5
11/04/2024 08:00:00	36.8	63	74	55	39.8	20.3%	32.1
11/04/2024 09:00:00	36.7	40	47	45	38.0	21.3%	31.3
11/04/2024 10:00:00	34.8	64	75	45	40.0	13.3%	30.9
11/04/2024 11:00:00	34.8	55	65	50	40.3	13.8%	29.8
11/04/2024 12:00:00	34.9	54	63	50	38.8	12.7%	31.1
11/04/2024 13:00:00	34.6	33	39	45	38.8	10.3%	30.4
11/04/2024 14:00:00	38.8	50	59	60	40.8	25.4%	31.7
11/04/2024 15:00:00	35.7	49	58	50	39.5	17.2%	29.8
11/04/2024 16:00:00	38.8	43	51	55	41.6	21.6%	32.2
11/04/2024 17:00:00	38.0	60	71	50	39.3	28.2%	32.9
11/04/2024 18:00:00	38.1	60	71	50	39.3	26.8%	32.4
11/04/2024 19:00:00	37.0	28	33	45	38.9	21.2%	32.5
11/04/2024 20:00:00	32.5	21	25	45	42.5	4.0%	28.2
11/04/2024 21:00:00	36.7	25	29	50	41.5	17.2%	31.4
11/04/2024 22:00:00	35.0	9	11	55	45.0	18.2%	29.9
11/04/2024 23:00:00	0.0	0	0	0	0.0	0.0%	0.0
12/04/2024 00:00:00	45.0	2	2	45	42.5	50.0%	29.5
12/04/2024 01:00:00	0.0	0	0	0	0.0	0.0%	0.0
12/04/2024 02:00:00	0.0	0	0	0	0.0	0.0%	0.0
12/04/2024 03:00:00	35.0	2	2	35	0.0	0.0%	22.0
12/04/2024 04:00:00	35.0	2	2	35	0.0	0.0%	29.5
12/04/2024 05:00:00	42.5	6	7	45	39.5	71.4%	35.9
12/04/2024 06:00:00	38.0	13	15	40	37.5	33.3%	32.3
12/04/2024 07:00:00	35.0	38	45	45	40.4	15.6%	30.3
12/04/2024 08:00:00	36.7	60	71	50	38.8	21.1%	31.3
12/04/2024 09:00:00	36.8	48	56	45	37.9	21.4%	30.3
12/04/2024 10:00:00	35.6	53	62	45	38.5	16.1%	31.0
12/04/2024 11:00:00	34.7	50	59	45	38.9	11.9%	30.4
12/04/2024 12:00:00	38.3	54	64	45	39.2	28.1%	31.5
12/04/2024 13:00:00	36.9	60	71	50	40.7	19.7%	29.6

Incoming Summary
2024 April Cheddington Road

from Wed-Mar-13-2024-02-00-PM to Mon-Apr-29-2024-11-59-AM

12/04/2024 14:00:00	34.7	50	59	40	37.5	11.9%	30.3
12/04/2024 15:00:00	37.5	55	65	50	40.4	21.5%	31.0
12/04/2024 16:00:00	35.8	60	70	50	40.7	15.7%	30.0
12/04/2024 17:00:00	38.1	54	63	45	38.0	31.7%	32.2
12/04/2024 18:00:00	38.5	41	48	50	39.6	29.2%	32.8
12/04/2024 19:00:00	37.1	27	32	45	38.1	25.0%	32.1
12/04/2024 20:00:00	37.5	16	19	50	41.3	21.1%	31.3
12/04/2024 21:00:00	35.0	15	18	40	37.5	16.7%	30.9
12/04/2024 22:00:00	42.5	6	7	45	40.8	42.9%	34.4
12/04/2024 23:00:00	35.0	3	4	50	47.5	25.0%	36.0
13/04/2024 00:00:00	35.0	4	5	40	37.5	20.0%	32.2
13/04/2024 01:00:00	40.0	2	2	40	37.5	50.0%	32.0
13/04/2024 02:00:00	0.0	0	0	0	0.0	0.0%	0.0
13/04/2024 03:00:00	45.0	1	1	45	42.5	100.0%	42.0
13/04/2024 04:00:00	0.0	0	0	0	0.0	0.0%	0.0
13/04/2024 05:00:00	40.0	3	4	45	39.2	75.0%	37.0
13/04/2024 06:00:00	38.3	6	7	40	37.5	42.9%	27.1
13/04/2024 07:00:00	40.0	17	20	50	40.0	40.0%	33.2
13/04/2024 08:00:00	38.6	37	43	45	38.6	32.6%	29.9
13/04/2024 09:00:00	36.8	60	70	45	38.6	20.0%	29.8
13/04/2024 10:00:00	35.6	64	75	45	38.8	16.0%	29.2
13/04/2024 11:00:00	34.3	48	56	45	39.5	8.9%	27.7
13/04/2024 12:00:00	38.1	48	57	45	39.6	24.6%	29.6
13/04/2024 13:00:00	34.0	49	58	45	38.5	8.6%	28.6
13/04/2024 14:00:00	36.0	63	74	50	39.0	17.6%	30.7
13/04/2024 15:00:00	34.5	50	59	40	37.5	11.9%	29.4
13/04/2024 16:00:00	37.8	45	53	55	40.2	24.5%	29.9
13/04/2024 17:00:00	36.7	43	51	40	37.5	23.5%	31.9
13/04/2024 18:00:00	36.7	42	49	65	41.4	18.4%	31.0
13/04/2024 19:00:00	39.2	28	33	50	38.8	45.5%	33.3
13/04/2024 20:00:00	36.7	20	24	55	41.5	20.8%	31.0
13/04/2024 21:00:00	34.5	14	17	45	42.5	11.8%	30.5
13/04/2024 22:00:00	31.2	14	17	35	0.0	0.0%	28.2
13/04/2024 23:00:00	35.0	11	13	40	37.5	15.4%	29.6
14/04/2024 00:00:00	35.0	3	4	45	42.5	25.0%	32.0
14/04/2024 01:00:00	32.5	3	4	35	0.0	0.0%	28.3
14/04/2024 02:00:00	35.0	3	3	35	0.0	0.0%	23.7
14/04/2024 03:00:00	0.0	0	0	0	0.0	0.0%	0.0
14/04/2024 04:00:00	45.0	1	1	45	42.5	100.0%	42.0
14/04/2024 05:00:00	38.3	3	4	40	37.5	75.0%	36.0
14/04/2024 06:00:00	33.8	4	5	35	0.0	0.0%	31.4
14/04/2024 07:00:00	35.0	9	11	45	40.0	18.2%	31.5
14/04/2024 08:00:00	39.2	26	31	55	39.1	51.6%	32.3
14/04/2024 09:00:00	34.8	41	48	45	40.0	12.5%	28.6
14/04/2024 10:00:00	34.3	45	53	40	37.5	11.3%	27.3
14/04/2024 11:00:00	36.7	54	64	45	38.2	21.9%	30.0
14/04/2024 12:00:00	34.4	85	100	45	39.2	12.0%	27.6
14/04/2024 13:00:00	38.2	52	61	50	38.9	29.5%	30.8

Incoming Summary
2024 April Cheddington Road

from Wed-Mar-13-2024-02-00-PM to Mon-Apr-29-2024-11-59-AM

14/04/2024 14:00:00	36.7	59	69	55	40.2	18.8%	30.7
14/04/2024 15:00:00	34.2	49	58	50	40.5	8.6%	30.0
14/04/2024 16:00:00	36.4	46	54	45	39.0	18.5%	31.4
14/04/2024 17:00:00	40.0	32	38	55	40.6	34.2%	32.8
14/04/2024 18:00:00	40.0	31	36	50	40.6	36.1%	33.4
14/04/2024 19:00:00	37.5	17	20	45	38.5	25.0%	31.9
14/04/2024 20:00:00	34.0	10	12	40	37.5	8.3%	28.5
14/04/2024 21:00:00	37.5	9	11	45	39.2	27.3%	31.3
14/04/2024 22:00:00	45.0	2	2	45	40.0	100.0%	39.5
14/04/2024 23:00:00	55.0	2	2	55	52.5	50.0%	42.0
15/04/2024 00:00:00	20.0	1	1	20	0.0	0.0%	17.0
15/04/2024 01:00:00	0.0	0	0	0	0.0	0.0%	0.0
15/04/2024 02:00:00	0.0	0	0	0	0.0	0.0%	0.0
15/04/2024 03:00:00	15.0	1	1	15	0.0	0.0%	12.0
15/04/2024 04:00:00	45.0	1	1	45	42.5	100.0%	42.0
15/04/2024 05:00:00	42.5	4	5	45	40.8	60.0%	37.0
15/04/2024 06:00:00	38.8	24	28	45	39.6	25.0%	27.5
15/04/2024 07:00:00	35.6	53	62	45	38.5	16.1%	31.0
15/04/2024 08:00:00	35.8	117	138	45	38.5	17.4%	22.0
15/04/2024 09:00:00	28.5	139	163	40	37.5	1.8%	15.9
15/04/2024 10:00:00	36.7	55	65	45	39.0	20.0%	31.2
15/04/2024 11:00:00	35.0	46	54	40	37.5	14.8%	29.1
15/04/2024 12:00:00	36.2	31	37	40	37.5	21.6%	30.2
15/04/2024 13:00:00	36.7	44	52	50	40.0	19.2%	31.7
15/04/2024 14:00:00	35.4	62	73	40	37.5	16.4%	26.6
15/04/2024 15:00:00	36.1	61	72	50	39.4	18.1%	26.3
15/04/2024 16:00:00	34.7	125	147	50	39.0	13.6%	24.2
15/04/2024 17:00:00	37.3	54	64	45	38.4	25.0%	32.1
15/04/2024 18:00:00	38.3	56	66	55	39.5	30.3%	33.3
15/04/2024 19:00:00	38.0	24	28	45	38.9	25.0%	32.4
15/04/2024 20:00:00	47.5	13	15	55	43.3	40.0%	35.1
15/04/2024 21:00:00	33.8	13	15	35	0.0	0.0%	30.0
15/04/2024 22:00:00	35.0	8	9	50	47.5	11.1%	31.1
15/04/2024 23:00:00	30.0	2	2	30	0.0	0.0%	27.0
16/04/2024 00:00:00	0.0	0	0	0	0.0	0.0%	0.0
16/04/2024 01:00:00	14.9	108	127	20	0.0	0.0%	11.5
16/04/2024 02:00:00	0.0	0	0	0	0.0	0.0%	0.0
16/04/2024 03:00:00	35.0	2	2	35	0.0	0.0%	29.5
16/04/2024 04:00:00	0.0	0	0	0	0.0	0.0%	0.0
16/04/2024 05:00:00	35.0	4	5	45	42.5	20.0%	29.0
16/04/2024 06:00:00	38.3	20	23	45	38.2	30.4%	32.5
16/04/2024 07:00:00	37.3	59	69	50	39.2	21.7%	32.2
16/04/2024 08:00:00	37.2	82	96	45	38.7	21.9%	30.7
16/04/2024 09:00:00	36.7	51	60	50	40.7	18.3%	31.6
16/04/2024 10:00:00	34.2	42	50	45	38.5	10.0%	29.1
16/04/2024 11:00:00	36.1	44	52	45	38.0	19.2%	29.7
16/04/2024 12:00:00	34.8	51	60	50	39.4	13.3%	30.3
16/04/2024 13:00:00	34.1	68	80	45	38.5	6.3%	29.8

Incoming Summary
2024 April Cheddington Road

from Wed-Mar-13-2024-02-00-PM to Mon-Apr-29-2024-11-59-AM

16/04/2024 14:00:00	37.2	39	46	45	38.4	23.9%	30.1
16/04/2024 15:00:00	37.3	63	74	50	38.6	24.3%	30.5
16/04/2024 16:00:00	35.0	63	74	50	39.3	14.9%	29.7
16/04/2024 17:00:00	35.0	71	84	50	39.0	15.5%	27.0
16/04/2024 18:00:00	36.2	51	60	45	38.9	18.3%	28.4
16/04/2024 19:00:00	35.0	37	44	45	38.9	15.9%	30.9
16/04/2024 20:00:00	37.5	11	13	45	39.2	23.1%	30.6
16/04/2024 21:00:00	40.0	11	13	45	40.8	23.1%	29.6
16/04/2024 22:00:00	40.0	8	9	45	39.2	33.3%	32.8
16/04/2024 23:00:00	35.0	2	2	35	0.0	0.0%	32.0
17/04/2024 00:00:00	0.0	0	0	0	0.0	0.0%	0.0
17/04/2024 01:00:00	0.0	0	0	0	0.0	0.0%	0.0
17/04/2024 02:00:00	0.0	0	0	0	0.0	0.0%	0.0
17/04/2024 03:00:00	35.0	2	2	35	0.0	0.0%	29.5
17/04/2024 04:00:00	0.0	0	0	0	0.0	0.0%	0.0
17/04/2024 05:00:00	40.0	4	5	45	40.0	40.0%	34.2
17/04/2024 06:00:00	41.2	19	22	45	40.8	27.3%	33.5
17/04/2024 07:00:00	35.0	68	80	45	38.3	15.0%	30.7
17/04/2024 08:00:00	37.7	81	95	50	38.7	27.4%	31.9
17/04/2024 09:00:00	38.6	54	64	65	40.5	31.3%	33.3
17/04/2024 10:00:00	37.7	28	33	40	37.5	33.3%	32.8
17/04/2024 11:00:00	36.9	42	50	45	38.9	22.0%	30.5
17/04/2024 12:00:00	35.6	48	57	50	39.0	17.5%	28.5
17/04/2024 13:00:00	36.0	47	55	40	37.5	18.2%	30.3
17/04/2024 14:00:00	36.2	52	61	45	38.9	18.0%	29.9
17/04/2024 15:00:00	34.8	64	75	45	38.0	13.3%	29.2
17/04/2024 16:00:00	34.5	65	76	45	39.4	10.5%	29.5
17/04/2024 17:00:00	37.3	65	77	50	38.8	24.7%	32.6
17/04/2024 18:00:00	36.9	68	80	45	39.8	18.8%	31.2
17/04/2024 19:00:00	37.5	39	46	45	38.9	23.9%	32.0
17/04/2024 20:00:00	37.0	16	19	40	37.5	26.3%	32.3
17/04/2024 21:00:00	38.3	20	23	45	39.5	21.7%	31.9
17/04/2024 22:00:00	40.0	12	14	55	40.4	50.0%	33.3
17/04/2024 23:00:00	40.0	2	2	40	37.5	100.0%	37.0
18/04/2024 00:00:00	30.0	1	1	30	0.0	0.0%	27.0
18/04/2024 01:00:00	0.0	0	0	0	0.0	0.0%	0.0
18/04/2024 02:00:00	0.0	0	0	0	0.0	0.0%	0.0
18/04/2024 03:00:00	40.0	3	3	40	37.5	33.3%	25.3
18/04/2024 04:00:00	40.0	2	2	40	37.5	50.0%	32.0
18/04/2024 05:00:00	45.0	5	6	50	45.0	33.3%	35.3
18/04/2024 06:00:00	39.3	20	24	50	39.5	41.7%	35.0
18/04/2024 07:00:00	37.0	60	70	50	39.3	20.0%	31.6
18/04/2024 08:00:00	37.4	94	111	50	38.6	25.2%	32.6
18/04/2024 09:00:00	38.0	60	71	60	38.7	35.2%	32.8
18/04/2024 10:00:00	35.6	54	64	45	38.4	17.2%	29.5
18/04/2024 11:00:00	34.3	42	50	45	40.5	10.0%	30.6
18/04/2024 12:00:00	36.2	40	47	45	38.1	19.1%	30.5
18/04/2024 13:00:00	35.0	51	60	45	39.2	15.0%	30.1

Incoming Summary
2024 April Cheddington Road

from Wed-Mar-13-2024-02-00-PM to Mon-Apr-29-2024-11-59-AM

18/04/2024 14:00:00	36.5	50	59	45	38.3	20.3%	30.8
18/04/2024 15:00:00	37.5	54	63	45	39.4	20.6%	31.2
18/04/2024 16:00:00	35.6	61	72	55	39.6	16.7%	30.9
18/04/2024 17:00:00	37.2	66	78	55	39.3	24.4%	31.8
18/04/2024 18:00:00	35.5	63	74	45	38.3	16.2%	29.5
18/04/2024 19:00:00	34.8	41	48	50	39.2	12.5%	30.7
18/04/2024 20:00:00	32.5	27	32	40	37.5	6.3%	19.3
18/04/2024 21:00:00	39.0	20	23	50	39.6	30.4%	29.0
18/04/2024 22:00:00	35.0	20	23	45	39.2	13.0%	23.2
18/04/2024 23:00:00	35.0	3	4	45	42.5	25.0%	30.8
19/04/2024 00:00:00	0.0	0	0	0	0.0	0.0%	0.0
19/04/2024 01:00:00	30.0	2	2	30	0.0	0.0%	22.0
19/04/2024 02:00:00	0.0	0	0	0	0.0	0.0%	0.0
19/04/2024 03:00:00	45.0	1	1	45	42.5	100.0%	42.0
19/04/2024 04:00:00	10.0	1	1	10	0.0	0.0%	7.0
19/04/2024 05:00:00	35.0	5	6	40	37.5	16.7%	28.7
19/04/2024 06:00:00	37.5	14	17	45	38.5	29.4%	33.5
19/04/2024 07:00:00	35.7	46	54	45	38.6	16.7%	30.5
19/04/2024 08:00:00	38.0	87	102	50	38.7	28.4%	32.4
19/04/2024 09:00:00	36.4	58	68	50	40.0	17.6%	30.5
19/04/2024 10:00:00	35.8	49	58	45	39.5	17.2%	29.6
19/04/2024 11:00:00	34.8	59	69	45	38.6	13.0%	29.0
19/04/2024 12:00:00	34.6	49	58	45	38.8	13.8%	28.7
19/04/2024 13:00:00	37.1	48	56	50	39.8	19.6%	31.3
19/04/2024 14:00:00	35.0	48	56	45	38.1	14.3%	31.3
19/04/2024 15:00:00	34.5	68	80	45	38.1	11.3%	29.6
19/04/2024 16:00:00	37.1	68	80	55	39.7	22.5%	30.2
19/04/2024 17:00:00	37.9	60	71	45	38.2	31.0%	32.9
19/04/2024 18:00:00	37.2	51	60	50	39.4	21.7%	31.0
19/04/2024 19:00:00	39.2	42	50	50	39.9	38.0%	34.0
19/04/2024 20:00:00	37.5	21	25	50	43.5	20.0%	31.8
19/04/2024 21:00:00	31.7	8	10	35	0.0	0.0%	27.3
19/04/2024 22:00:00	32.5	8	10	35	0.0	0.0%	27.3
19/04/2024 23:00:00	45.0	1	1	45	42.5	100.0%	42.0
20/04/2024 00:00:00	33.3	3	4	35	0.0	0.0%	30.8
20/04/2024 01:00:00	30.0	1	1	30	0.0	0.0%	27.0
20/04/2024 02:00:00	40.0	2	2	40	37.5	50.0%	34.5
20/04/2024 03:00:00	0.0	0	0	0	0.0	0.0%	0.0
20/04/2024 04:00:00	30.0	1	1	30	0.0	0.0%	27.0
20/04/2024 05:00:00	37.5	3	4	40	37.5	50.0%	32.0
20/04/2024 06:00:00	38.8	9	11	50	39.5	45.5%	33.5
20/04/2024 07:00:00	38.9	20	23	45	38.0	43.5%	32.6
20/04/2024 08:00:00	39.2	28	33	45	39.5	30.3%	32.5
20/04/2024 09:00:00	35.4	62	73	40	37.5	16.4%	29.8
20/04/2024 10:00:00	34.7	63	74	45	38.6	12.2%	30.1
20/04/2024 11:00:00	33.4	71	83	40	37.5	6.0%	26.8
20/04/2024 12:00:00	34.8	49	58	45	38.8	13.8%	29.7
20/04/2024 13:00:00	37.5	62	73	45	39.4	21.9%	31.7

Incoming Summary
2024 April Cheddington Road

from Wed-Mar-13-2024-02-00-PM to Mon-Apr-29-2024-11-59-AM

20/04/2024 14:00:00	38.5	67	79	60	40.7	24.1%	31.3
20/04/2024 15:00:00	35.6	44	52	40	37.5	17.3%	29.3
20/04/2024 16:00:00	34.8	45	53	45	38.2	13.2%	28.1
20/04/2024 17:00:00	37.5	36	42	45	38.0	26.2%	32.5
20/04/2024 18:00:00	35.6	56	66	45	38.9	16.7%	30.7
20/04/2024 19:00:00	40.0	30	35	45	39.2	42.9%	33.3
20/04/2024 20:00:00	33.9	22	26	45	40.0	7.7%	27.7
20/04/2024 21:00:00	42.5	8	10	50	42.5	40.0%	35.6
20/04/2024 22:00:00	35.0	8	9	40	37.5	11.1%	30.6
20/04/2024 23:00:00	37.5	6	7	40	37.5	28.6%	31.4
21/04/2024 00:00:00	40.0	3	3	40	37.5	33.3%	33.7
21/04/2024 01:00:00	40.0	3	3	40	37.5	33.3%	22.0
21/04/2024 02:00:00	0.0	0	0	0	0.0	0.0%	0.0
21/04/2024 03:00:00	0.0	0	0	0	0.0	0.0%	0.0
21/04/2024 04:00:00	40.0	1	1	40	37.5	100.0%	37.0
21/04/2024 05:00:00	42.5	7	8	45	40.8	37.5%	34.1
21/04/2024 06:00:00	40.0	1	1	40	37.5	100.0%	37.0
21/04/2024 07:00:00	37.5	12	14	45	39.2	21.4%	29.3
21/04/2024 08:00:00	37.5	22	26	50	40.0	23.1%	31.3
21/04/2024 09:00:00	37.0	38	45	45	38.0	24.4%	30.2
21/04/2024 10:00:00	35.0	64	75	45	38.9	14.7%	30.3
21/04/2024 11:00:00	37.9	45	53	45	38.5	28.3%	32.0
21/04/2024 12:00:00	34.4	57	67	45	38.2	10.4%	27.4
21/04/2024 13:00:00	34.8	38	45	45	38.3	13.3%	30.2
21/04/2024 14:00:00	37.0	48	56	50	38.8	21.4%	31.1
21/04/2024 15:00:00	35.8	44	52	50	39.7	17.3%	30.5
21/04/2024 16:00:00	39.5	48	56	50	39.9	30.4%	31.6
21/04/2024 17:00:00	35.0	33	39	40	37.5	15.4%	30.6
21/04/2024 18:00:00	36.8	46	54	45	37.9	22.2%	31.1
21/04/2024 19:00:00	35.0	21	25	45	38.8	16.0%	30.2
21/04/2024 20:00:00	33.8	9	11	40	37.5	9.1%	29.2
21/04/2024 21:00:00	37.5	6	7	40	37.5	28.6%	32.9
21/04/2024 22:00:00	35.0	3	4	45	42.5	25.0%	32.3
21/04/2024 23:00:00	35.0	1	1	35	0.0	0.0%	32.0
22/04/2024 00:00:00	50.0	2	2	50	47.5	50.0%	39.5
22/04/2024 01:00:00	20.0	1	1	20	0.0	0.0%	17.0
22/04/2024 02:00:00	45.0	1	1	45	42.5	100.0%	42.0
22/04/2024 03:00:00	35.0	3	3	35	0.0	0.0%	17.0
22/04/2024 04:00:00	35.0	1	1	35	0.0	0.0%	32.0
22/04/2024 05:00:00	40.0	7	8	45	38.8	50.0%	33.4
22/04/2024 06:00:00	37.5	16	19	40	37.5	31.6%	32.4
22/04/2024 07:00:00	36.9	47	55	45	38.9	20.0%	32.0
22/04/2024 08:00:00	36.9	82	97	45	38.4	22.7%	31.7
22/04/2024 09:00:00	35.8	44	52	50	39.7	17.3%	31.4
22/04/2024 10:00:00	36.4	47	55	40	37.5	20.0%	31.2
22/04/2024 11:00:00	34.7	55	65	45	38.8	12.3%	30.7
22/04/2024 12:00:00	34.5	43	51	45	38.5	9.8%	30.9
22/04/2024 13:00:00	34.5	37	44	50	40.5	11.4%	29.8

Incoming Summary
2024 April Cheddington Road

from Wed-Mar-13-2024-02-00-PM to Mon-Apr-29-2024-11-59-AM

22/04/2024 14:00:00	35.0	38	45	45	38.2	15.6%	30.0
22/04/2024 15:00:00	36.5	67	79	50	38.8	20.3%	31.5
22/04/2024 16:00:00	38.6	45	53	55	41.0	24.5%	32.5
22/04/2024 17:00:00	37.1	61	72	55	39.0	23.6%	32.1
22/04/2024 18:00:00	35.0	42	50	40	37.5	16.0%	30.5
22/04/2024 19:00:00	36.4	31	36	40	37.5	19.4%	30.8
22/04/2024 20:00:00	37.5	14	16	60	44.2	18.8%	32.6
22/04/2024 21:00:00	34.3	14	16	40	37.5	6.3%	29.8
22/04/2024 22:00:00	32.5	4	5	35	0.0	0.0%	29.4
22/04/2024 23:00:00	35.0	3	3	35	0.0	0.0%	32.3
23/04/2024 00:00:00	0.0	0	0	0	0.0	0.0%	0.0
23/04/2024 01:00:00	0.0	0	0	0	0.0	0.0%	0.0
23/04/2024 02:00:00	0.0	0	0	0	0.0	0.0%	0.0
23/04/2024 03:00:00	15.0	1	1	15	0.0	0.0%	12.0
23/04/2024 04:00:00	45.0	1	1	45	42.5	100.0%	42.0
23/04/2024 05:00:00	40.0	3	3	40	37.5	33.3%	30.7
23/04/2024 06:00:00	37.5	19	22	45	38.5	22.7%	31.5
23/04/2024 07:00:00	37.7	53	62	45	38.4	25.8%	31.6
23/04/2024 08:00:00	37.0	92	108	50	38.5	22.2%	30.7
23/04/2024 09:00:00	34.5	42	50	45	38.3	12.0%	30.2
23/04/2024 10:00:00	34.4	50	59	45	38.3	10.2%	30.0
23/04/2024 11:00:00	33.9	42	50	40	37.5	8.0%	29.6
23/04/2024 12:00:00	34.8	40	47	45	39.2	12.8%	30.3
23/04/2024 13:00:00	36.1	37	44	40	37.5	20.5%	30.7
23/04/2024 14:00:00	35.0	55	65	45	38.0	15.4%	30.4
23/04/2024 15:00:00	36.7	58	68	45	38.2	20.6%	31.6
23/04/2024 16:00:00	35.5	53	62	40	37.5	16.1%	30.9
23/04/2024 17:00:00	36.7	74	87	55	39.2	20.7%	32.1
23/04/2024 18:00:00	35.8	57	67	50	40.2	16.4%	30.0
23/04/2024 19:00:00	34.7	37	44	45	40.0	13.6%	30.8
23/04/2024 20:00:00	38.3	15	18	45	38.2	38.9%	33.1
23/04/2024 21:00:00	35.0	10	12	45	40.0	16.7%	31.0
23/04/2024 22:00:00	37.5	8	9	40	37.5	22.2%	31.1
23/04/2024 23:00:00	45.0	3	3	45	40.0	66.7%	37.0
24/04/2024 00:00:00	0.0	0	0	0	0.0	0.0%	0.0
24/04/2024 01:00:00	30.0	1	1	30	0.0	0.0%	27.0
24/04/2024 02:00:00	0.0	0	0	0	0.0	0.0%	0.0
24/04/2024 03:00:00	40.0	1	1	40	37.5	100.0%	37.0
24/04/2024 04:00:00	40.0	1	1	40	37.5	100.0%	37.0
24/04/2024 05:00:00	35.0	8	9	45	42.5	11.1%	30.0
24/04/2024 06:00:00	36.2	16	19	40	37.5	21.1%	31.6
24/04/2024 07:00:00	36.5	60	71	50	38.5	21.1%	30.7
24/04/2024 08:00:00	37.8	80	94	45	39.0	24.5%	31.6
24/04/2024 09:00:00	36.8	62	73	50	39.2	20.5%	31.5
24/04/2024 10:00:00	34.6	41	48	40	37.5	10.4%	29.8
24/04/2024 11:00:00	37.5	33	39	45	41.1	17.9%	30.4
24/04/2024 12:00:00	38.6	45	53	45	39.1	30.2%	30.9
24/04/2024 13:00:00	37.5	30	35	50	40.4	20.0%	30.7

Incoming Summary
2024 April Cheddington Road

from Wed-Mar-13-2024-02-00-PM to Mon-Apr-29-2024-11-59-AM

24/04/2024 14:00:00	36.9	42	49	45	38.5	20.4%	30.7
24/04/2024 15:00:00	37.6	52	61	50	38.1	29.5%	30.4
24/04/2024 16:00:00	36.8	66	78	45	38.4	21.8%	30.7
24/04/2024 17:00:00	35.8	66	78	45	37.9	17.9%	30.5
24/04/2024 18:00:00	37.0	71	83	60	39.2	21.7%	31.5
24/04/2024 19:00:00	37.5	38	45	50	38.8	26.7%	31.7
24/04/2024 20:00:00	36.0	21	25	40	37.5	20.0%	32.4
24/04/2024 21:00:00	35.0	14	17	40	37.5	17.6%	29.6
24/04/2024 22:00:00	35.0	10	12	40	37.5	16.7%	28.8
24/04/2024 23:00:00	0.0	0	0	0	0.0	0.0%	0.0
25/04/2024 00:00:00	0.0	0	0	0	0.0	0.0%	0.0
25/04/2024 01:00:00	0.0	0	0	0	0.0	0.0%	0.0
25/04/2024 02:00:00	0.0	0	0	0	0.0	0.0%	0.0
25/04/2024 03:00:00	0.0	0	0	0	0.0	0.0%	0.0
25/04/2024 04:00:00	45.0	1	1	45	42.5	100.0%	42.0
25/04/2024 05:00:00	40.0	3	4	45	39.2	75.0%	35.8
25/04/2024 06:00:00	39.3	22	26	50	39.5	38.5%	34.9
25/04/2024 07:00:00	37.5	67	79	50	40.9	20.3%	31.3
25/04/2024 08:00:00	39.7	69	81	50	39.7	35.8%	33.9
25/04/2024 09:00:00	34.5	60	70	45	38.2	10.0%	30.2
25/04/2024 10:00:00	34.8	56	66	45	38.6	13.6%	29.9
25/04/2024 11:00:00	36.7	48	57	50	39.2	21.1%	30.9
25/04/2024 12:00:00	35.0	43	51	45	38.1	15.7%	29.8
25/04/2024 13:00:00	36.2	33	39	55	41.1	17.9%	30.8
25/04/2024 14:00:00	36.7	48	56	50	40.0	17.9%	31.0
25/04/2024 15:00:00	35.7	53	62	45	39.0	16.1%	31.2
25/04/2024 16:00:00	36.2	60	71	50	39.8	18.3%	31.1
25/04/2024 17:00:00	35.5	67	79	50	38.7	16.5%	31.0
25/04/2024 18:00:00	36.8	55	65	55	39.3	21.5%	30.3
25/04/2024 19:00:00	36.9	37	44	45	38.5	22.7%	31.0
25/04/2024 20:00:00	38.8	14	17	55	40.8	35.3%	32.9
25/04/2024 21:00:00	34.3	17	20	40	37.5	10.0%	29.5
25/04/2024 22:00:00	35.0	7	8	40	37.5	12.5%	30.3
25/04/2024 23:00:00	30.0	3	3	30	0.0	0.0%	25.3
26/04/2024 00:00:00	32.5	3	4	35	0.0	0.0%	27.0
26/04/2024 01:00:00	30.0	2	2	30	0.0	0.0%	27.5
26/04/2024 02:00:00	0.0	0	0	0	0.0	0.0%	0.0
26/04/2024 03:00:00	35.0	2	2	35	0.0	0.0%	22.0
26/04/2024 04:00:00	35.0	4	5	45	42.5	20.0%	29.0
26/04/2024 05:00:00	40.0	6	7	45	39.2	42.9%	35.1
26/04/2024 06:00:00	36.7	20	24	40	37.5	25.0%	33.0
26/04/2024 07:00:00	38.3	51	60	50	39.3	28.3%	32.8
26/04/2024 08:00:00	39.4	76	89	50	39.2	39.3%	33.3
26/04/2024 09:00:00	38.1	52	61	45	38.3	31.1%	32.8
26/04/2024 10:00:00	37.7	59	69	50	39.3	24.6%	32.3
26/04/2024 11:00:00	35.8	42	49	50	39.4	16.3%	30.7
26/04/2024 12:00:00	37.3	49	58	45	38.6	24.1%	30.7
26/04/2024 13:00:00	37.2	48	57	40	37.5	28.1%	31.9

Incoming Summary
2024 April Cheddington Road

from Wed-Mar-13-2024-02-00-PM to Mon-Apr-29-2024-11-59-AM

26/04/2024 14:00:00	36.4	61	72	45	37.8	20.8%	30.0
26/04/2024 15:00:00	37.5	73	86	50	39.2	24.4%	31.5
26/04/2024 16:00:00	38.1	65	76	45	38.7	27.6%	31.6
26/04/2024 17:00:00	36.7	45	53	65	42.5	18.9%	30.8
26/04/2024 18:00:00	38.5	57	67	55	40.1	25.4%	32.8
26/04/2024 19:00:00	38.3	44	52	45	38.8	30.8%	31.8
26/04/2024 20:00:00	36.2	28	33	50	40.0	18.2%	31.3
26/04/2024 21:00:00	35.0	14	16	40	37.5	12.5%	30.5
26/04/2024 22:00:00	35.0	9	11	45	40.0	18.2%	30.5
26/04/2024 23:00:00	40.0	7	8	45	39.2	37.5%	30.8
27/04/2024 00:00:00	40.0	3	3	40	37.5	66.7%	35.3
27/04/2024 01:00:00	0.0	0	0	0	0.0	0.0%	0.0
27/04/2024 02:00:00	45.0	2	2	45	42.5	50.0%	37.0
27/04/2024 03:00:00	35.0	1	1	35	0.0	0.0%	32.0
27/04/2024 04:00:00	35.0	1	1	35	0.0	0.0%	32.0
27/04/2024 05:00:00	35.0	3	4	45	42.5	25.0%	30.8
27/04/2024 06:00:00	40.0	8	10	45	39.5	50.0%	31.5
27/04/2024 07:00:00	39.5	14	16	45	37.9	75.0%	35.4
27/04/2024 08:00:00	38.8	25	29	50	39.0	34.5%	31.8
27/04/2024 09:00:00	34.8	53	62	45	39.4	12.9%	30.6
27/04/2024 10:00:00	36.4	43	51	45	39.0	19.6%	31.5
27/04/2024 11:00:00	35.0	48	57	50	39.7	15.8%	29.7
27/04/2024 12:00:00	37.0	46	54	45	38.3	22.2%	31.1
27/04/2024 13:00:00	35.6	57	67	45	38.4	16.4%	30.5
27/04/2024 14:00:00	34.8	49	58	40	37.5	13.8%	29.8
27/04/2024 15:00:00	38.8	36	42	50	40.8	21.4%	31.8
27/04/2024 16:00:00	36.1	45	53	45	38.0	18.9%	31.0
27/04/2024 17:00:00	35.6	42	50	45	38.1	18.0%	30.7
27/04/2024 18:00:00	37.7	37	43	40	37.5	30.2%	31.8
27/04/2024 19:00:00	39.4	35	41	45	39.4	31.7%	33.6
27/04/2024 20:00:00	36.7	16	19	45	38.8	21.1%	30.5
27/04/2024 21:00:00	37.5	8	10	45	39.2	30.0%	30.6
27/04/2024 22:00:00	38.8	14	16	45	38.5	31.3%	31.6
27/04/2024 23:00:00	33.3	11	13	40	37.5	7.7%	28.8
28/04/2024 00:00:00	40.0	3	3	40	37.5	33.3%	34.0
28/04/2024 01:00:00	40.0	2	2	40	37.5	50.0%	22.0
28/04/2024 02:00:00	30.0	1	1	30	0.0	0.0%	27.0
28/04/2024 03:00:00	8.8	3	4	10	0.0	0.0%	7.5
28/04/2024 04:00:00	9.8	19	22	30	0.0	0.0%	8.5
28/04/2024 05:00:00	31.7	33	39	40	37.5	10.3%	12.9
28/04/2024 06:00:00	35.0	6	7	40	37.5	14.3%	17.9
28/04/2024 07:00:00	33.8	8	10	40	37.5	10.0%	27.6
28/04/2024 08:00:00	37.5	17	20	50	39.5	25.0%	31.8
28/04/2024 09:00:00	37.5	23	27	50	40.0	22.2%	30.1
28/04/2024 10:00:00	34.8	45	53	50	39.6	13.2%	29.8
28/04/2024 11:00:00	36.8	53	62	50	38.7	21.0%	30.3
28/04/2024 12:00:00	36.5	59	69	45	38.7	18.8%	30.0
28/04/2024 13:00:00	34.0	93	109	45	38.4	10.1%	21.5

Incoming Summary
 2024 April Cheddington Road

from Wed-Mar-13-2024-02-00-PM to Mon-Apr-29-2024-11-59-AM

28/04/2024 14:00:00	36.5	59	69	50	39.0	18.8%	24.1
28/04/2024 15:00:00	36.4	37	44	50	39.7	20.5%	31.0
28/04/2024 16:00:00	36.2	37	44	45	38.1	20.5%	31.1
28/04/2024 17:00:00	37.1	40	47	45	39.0	21.3%	30.7
28/04/2024 18:00:00	41.2	34	40	50	42.5	25.0%	32.8
28/04/2024 19:00:00	37.5	25	29	45	39.2	20.7%	28.8
28/04/2024 20:00:00	37.5	11	13	55	42.5	23.1%	32.8
28/04/2024 21:00:00	37.5	11	13	45	39.2	23.1%	30.7
28/04/2024 22:00:00	40.0	3	3	40	37.5	33.3%	32.0
28/04/2024 23:00:00	45.0	1	1	45	42.5	100.0%	42.0
29/04/2024 00:00:00	0.0	0	0	0	0.0	0.0%	0.0
29/04/2024 01:00:00	0.0	0	0	0	0.0	0.0%	0.0
29/04/2024 02:00:00	0.0	0	0	0	0.0	0.0%	0.0
29/04/2024 03:00:00	25.0	1	1	25	0.0	0.0%	22.0
29/04/2024 04:00:00	40.0	2	2	40	37.5	50.0%	34.5
29/04/2024 05:00:00	50.0	5	6	60	49.2	50.0%	36.2
29/04/2024 06:00:00	35.0	17	20	45	39.2	15.0%	31.1
29/04/2024 07:00:00	37.5	48	56	50	38.6	25.0%	31.6
29/04/2024 08:00:00	38.5	83	98	50	38.7	34.7%	32.8
29/04/2024 09:00:00	36.7	19	22	50	40.0	18.2%	32.2
29/04/2024 10:00:00	**No Data**						
29/04/2024 11:00:00	**No Data**						
29/04/2024 12:00:00	0.0	0	0	0	0.0	0.0%	0.0

Day/Time Ending	85th pctl (MPH)	85th pctl cnts	Total Cnts	Max Speed	Avg Speeder	% Speeders	Avg Speed
14/03/2024 00:00:00	35.0	365	429	50	38.9	14.7%	29.9
15/03/2024 00:00:00	34.9	788	927	60	38.9	14.1%	29.7
16/03/2024 00:00:00	35.1	916	1078	55	38.6	15.3%	28.3
17/03/2024 00:00:00	36.4	665	782	55	38.7	19.3%	30.0
18/03/2024 00:00:00	36.1	544	640	65	39.4	17.7%	30.4
19/03/2024 00:00:00	35.9	718	845	65	39.1	17.4%	30.3
20/03/2024 00:00:00	35.7	770	906	55	38.7	16.9%	30.5
21/03/2024 00:00:00	35.9	774	911	55	39.1	17.3%	30.4
22/03/2024 00:00:00	35.7	745	877	50	39.0	16.9%	30.6
23/03/2024 00:00:00	36.7	790	929	55	39.3	19.9%	31.0
24/03/2024 00:00:00	36.6	716	842	55	39.4	19.4%	29.0
25/03/2024 00:00:00	36.7	566	666	55	39.1	20.1%	30.1
26/03/2024 00:00:00	37.0	683	804	60	39.4	20.8%	30.8
27/03/2024 00:00:00	34.2	1016	1195	50	38.9	10.6%	24.1
28/03/2024 00:00:00	35.3	886	1042	55	38.8	15.6%	28.2
29/03/2024 00:00:00	34.8	838	986	50	38.9	13.8%	28.3
30/03/2024 00:00:00	36.2	587	691	65	39.6	18.1%	30.7
31/03/2024 00:00:00	36.0	632	743	50	39.1	17.4%	30.1
01/04/2024 00:00:00	36.1	515	606	50	39.2	17.7%	30.1
02/04/2024 00:00:00	35.8	579	681	55	39.4	16.7%	29.5
03/04/2024 00:00:00	36.1	657	773	60	39.2	18.0%	30.6
04/04/2024 00:00:00	36.3	726	854	65	38.7	19.2%	30.7
05/04/2024 00:00:00	34.9	796	936	55	38.9	14.6%	26.5
06/04/2024 00:00:00	36.6	649	763	55	39.2	19.5%	30.5
07/04/2024 00:00:00	36.9	613	721	60	39.2	20.9%	30.5
08/04/2024 00:00:00	36.7	480	565	60	39.4	20.0%	31.0
09/04/2024 00:00:00	36.2	800	941	55	39.3	18.2%	30.5
10/04/2024 00:00:00	35.5	845	994	65	38.7	16.2%	28.3
11/04/2024 00:00:00	35.9	734	864	55	38.9	17.6%	30.2
12/04/2024 00:00:00	36.6	729	858	60	39.7	19.0%	31.3
13/04/2024 00:00:00	37.0	717	844	50	39.2	21.2%	31.0
14/04/2024 00:00:00	36.7	669	787	65	39.2	20.2%	30.1
15/04/2024 00:00:00	37.0	585	688	55	39.4	20.9%	30.2
16/04/2024 00:00:00	35.6	932	1097	55	39.0	16.6%	26.2
17/04/2024 00:00:00	35.3	887	1043	50	39.0	15.6%	27.8
18/04/2024 00:00:00	36.9	796	937	65	39.0	21.5%	31.1
19/04/2024 00:00:00	36.7	836	984	60	39.0	20.5%	30.6
20/04/2024 00:00:00	36.8	798	939	55	39.2	20.2%	30.8
21/04/2024 00:00:00	36.5	695	818	60	38.9	19.6%	30.4
22/04/2024 00:00:00	36.6	548	645	50	38.8	20.2%	30.5
23/04/2024 00:00:00	36.2	703	827	60	38.9	18.6%	31.2
24/04/2024 00:00:00	36.1	750	882	55	38.6	18.1%	30.8
25/04/2024 00:00:00	36.9	758	892	60	38.7	21.7%	30.9
26/04/2024 00:00:00	36.8	768	903	55	39.5	20.0%	31.1
27/04/2024 00:00:00	37.8	816	960	65	39.0	26.1%	31.8
28/04/2024 00:00:00	37.1	597	702	50	38.7	22.1%	31.1
29/04/2024 00:00:00	36.0	619	728	55	39.3	17.4%	26.7

29/04/2024 11:59:59	38.1	174	205	60	39.3	28.8%	32.3
---------------------	------	-----	-----	----	------	-------	------

Incoming Weekly Counts
2024 April Cheddington Road

from Wed-Mar-13-2024-02-00-PM to Mon-Apr-29-2024-11-59-AM

	11/03/2024	to	17/03/2024							
	Monday	Tuesday	Wednesday	Thursday	Friday	Saturday	Sunday	Week	Weekend	Week Day 85%
Hour	11/03/2024	12/03/2024	13/03/2024	14/03/2024	15/03/2024	16/03/2024	17/03/2024	Day Avg	Avg	Avg Speed
0 - 1	*	*	*	1	3	4	4	2	4	32.5
1 - 2	*	*	*	0	0	1	4	0	2.5	0
2 - 3	*	*	*	0	0	1	1	0	1	0
3 - 4	*	*	*	3	4	2	2	3.5	2	35
4 - 5	*	*	*	0	0	0	1	0	0.5	0
5 - 6	*	*	*	13	6	7	5	9.5	6	40.4
6 - 7	*	*	*	22	16	4	1	19	2.5	39.5
7 - 8	*	*	*	71	68	23	15	69.5	19	36.25
8 - 9	*	*	*	106	95	36	16	100.5	26	35.35
9 - 10	*	*	*	71	62	78	57	66.5	67.5	33.55
10 - 11	*	*	*	60	69	71	47	64.5	59	34.55
11 - 12	*	*	*	65	56	71	53	60.5	62	34.65
12 - 13	*	*	*	55	58	61	57	56.5	59	35.6
13 - 14	*	*	0	46	169	82	77	71.67	79.5	32.4
14 - 15	*	*	38	58	51	61	65	49	63	33.97
15 - 16	*	*	71	64	86	60	50	73.67	55	36.83
16 - 17	*	*	82	65	86	50	40	77.67	45	35.73
17 - 18	*	*	77	68	53	48	56	66	52	36.3
18 - 19	*	*	68	59	97	44	47	74.67	45.5	34.6
19 - 20	*	*	41	44	43	35	14	42.67	24.5	34.83
20 - 21	*	*	26	19	25	13	15	23.33	14	35.93
21 - 22	*	*	12	25	14	13	8	17	10.5	37.07
22 - 23	*	*	12	11	11	10	3	11.33	6.5	35
23 - 24	*	*	2	1	6	7	2	3	4.5	45
Totals	0	0	429	927	1078	782	640			
% of Total	0%	0%	11.13%	24.04%	27.96%	20.28%	16.6%			

Incoming Weekly Counts
2024 April Cheddington Road

from Wed-Mar-13-2024-02-00-PM to Mon-Apr-29-2024-11-59-AM

	18/03/2024	to	24/03/2024							
	Monday	Tuesday	Wednesday	Thursday	Friday	Saturday	Sunday	Week	Weekend	Week Day 85%
Hour	18/03/2024	19/03/2024	20/03/2024	21/03/2024	22/03/2024	23/03/2024	24/03/2024	Day Avg	Avg	Avg Speed
0 - 1	0	0	2	2	2	4	5	1.2	4.5	31.67
1 - 2	1	0	1	0	2	0	6	0.8	3	20
2 - 3	0	0	0	0	0	0	4	0	2	0
3 - 4	1	0	1	0	1	1	1	0.6	1	31.67
4 - 5	1	1	0	1	2	1	2	1	1.5	40
5 - 6	8	6	10	7	10	5	6	8.2	5.5	39.66
6 - 7	26	29	27	27	19	7	3	25.6	5	38.92
7 - 8	67	67	76	71	52	22	9	66.6	15.5	35.72
8 - 9	103	108	91	94	110	44	28	101.2	36	36.3
9 - 10	53	61	71	66	61	69	57	62.4	63	35
10 - 11	47	56	54	47	71	66	53	55	59.5	34.74
11 - 12	61	41	51	59	56	62	62	53.6	62	35.98
12 - 13	62	45	49	50	53	160	62	51.8	111	35.58
13 - 14	53	55	63	50	62	57	74	56.6	65.5	35.4
14 - 15	49	55	57	52	55	58	55	53.6	56.5	35.56
15 - 16	64	68	60	68	66	44	69	65.2	56.5	36.04
16 - 17	74	78	69	73	56	47	49	70	48	36.74
17 - 18	59	87	74	69	93	49	47	76.4	48	37.1
18 - 19	45	60	73	63	70	47	31	62.2	39	35.58
19 - 20	43	45	38	29	37	40	16	38.4	28	34.82
20 - 21	13	20	28	19	24	17	11	20.8	14	36.46
21 - 22	11	15	8	17	10	19	9	12.2	14	36.7
22 - 23	4	7	8	9	11	13	6	7.8	9.5	36.16
23 - 24	0	2	0	4	6	10	1	2.4	5.5	37.77
Totals	845	906	911	877	929	842	666			
% of Total	14.14%	15.16%	15.24%	14.68%	15.55%	14.09%	11.14%			

Incoming Weekly Counts
2024 April Cheddington Road

from Wed-Mar-13-2024-02-00-PM to Mon-Apr-29-2024-11-59-AM

	25/03/2024	to	31/03/2024							
	Monday	Tuesday	Wednesday	Thursday	Friday	Saturday	Sunday	Week	Weekend	Week Day 85%
Hour	25/03/2024	26/03/2024	27/03/2024	28/03/2024	29/03/2024	30/03/2024	31/03/2024	Day Avg	Avg	Avg Speed
0 - 1	4	1	2	0	5	2	3	2.4	2.5	31.25
1 - 2	0	0	0	1	1	0	2	0.4	1	30
2 - 3	0	0	0	0	0	0	0	0	0	0
3 - 4	1	1	1	3	1	1	2	1.4	1.5	19
4 - 5	2	1	1	0	0	3	2	0.8	2.5	30
5 - 6	5	6	8	6	6	2	2	6.2	2	38.16
6 - 7	22	24	22	22	9	8	14	19.8	11	40.3
7 - 8	51	73	78	64	16	16	16	56.4	16	36.2
8 - 9	105	98	98	84	21	39	39	81.2	39	37.26
9 - 10	52	60	78	59	58	61	52	61.4	56.5	35.12
10 - 11	50	55	69	73	49	63	41	59.2	52	34.84
11 - 12	55	70	45	58	66	81	61	58.8	71	34.46
12 - 13	41	37	131	48	60	56	49	63.4	52.5	33.6
13 - 14	39	68	50	87	46	67	66	58	66.5	34.32
14 - 15	57	46	60	55	63	69	50	56.2	59.5	35
15 - 16	61	69	79	74	68	68	54	70.2	61	35.98
16 - 17	77	91	70	70	48	53	40	71.2	46.5	36.5
17 - 18	73	67	79	59	58	42	42	67.2	42	35.88
18 - 19	42	48	69	126	48	47	36	66.6	41.5	35.24
19 - 20	34	39	41	48	31	26	16	38.6	21	35.06
20 - 21	19	16	26	19	14	17	10	18.8	13.5	37.08
21 - 22	10	102	16	13	14	13	4	31	8.5	33.44
22 - 23	3	192	14	12	7	4	4	45.6	4	32.88
23 - 24	1	31	5	5	2	5	1	8.8	3	32
Totals	804	1195	1042	986	691	743	606			
% of Total	13.25%	19.7%	17.17%	16.25%	11.39%	12.25%	9.99%			

Incoming Weekly Counts
2024 April Cheddington Road

from Wed-Mar-13-2024-02-00-PM to Mon-Apr-29-2024-11-59-AM

	01/04/2024	to	07/04/2024							
	Monday	Tuesday	Wednesday	Thursday	Friday	Saturday	Sunday	Week	Weekend	Week Day 85%
Hour	01/04/2024	02/04/2024	03/04/2024	04/04/2024	05/04/2024	06/04/2024	07/04/2024	Day Avg	Avg	Avg Speed
0 - 1	1	0	0	6	0	1	2	1.4	1.5	19.6
1 - 2	0	1	1	1	0	2	0	0.6	1	18.33
2 - 3	0	2	1	0	0	2	1	0.6	1.5	40
3 - 4	2	2	2	9	0	2	3	3	2.5	35.83
4 - 5	2	5	8	34	9	4	2	11.6	3	36.7
5 - 6	5	15	20	28	18	5	3	17.2	4	36.5
6 - 7	11	53	56	44	33	15	17	39.4	16	35.44
7 - 8	27	70	72	70	59	29	19	59.6	24	36.88
8 - 9	39	48	55	57	50	72	46	49.8	59	36.24
9 - 10	57	56	64	66	71	68	58	62.8	63	35.04
10 - 11	62	57	56	68	52	66	36	59	51	34.7
11 - 12	68	51	62	55	49	63	46	57	54.5	36.54
12 - 13	51	54	52	56	54	55	51	53.4	53	35.82
13 - 14	68	61	57	36	47	64	62	53.8	63	35.98
14 - 15	78	52	76	51	59	47	49	63.2	48	36.2
15 - 16	47	60	65	98	64	56	44	66.8	50	35.98
16 - 17	60	65	73	116	47	39	47	72.2	43	35.88
17 - 18	42	46	67	50	58	41	33	52.6	37	35.38
18 - 19	30	35	30	41	33	33	21	33.8	27	36.2
19 - 20	14	13	17	16	21	20	7	16.2	13.5	35.42
20 - 21	11	14	9	13	11	11	11	11.6	11	37.26
21 - 22	4	6	6	15	13	13	3	8.8	8	36.94
22 - 23	1	6	2	4	9	8	2	4.4	5	38
23 - 24	1	1	3	2	6	5	2	2.6	3.5	27.76
Totals	681	773	854	936	763	721	565			
% of Total	12.87%	14.6%	16.13%	17.68%	14.42%	13.62%	10.67%			

Incoming Weekly Counts
2024 April Cheddington Road

from Wed-Mar-13-2024-02-00-PM to Mon-Apr-29-2024-11-59-AM

	08/04/2024	to	14/04/2024							
	Monday	Tuesday	Wednesday	Thursday	Friday	Saturday	Sunday	Week	Weekend	Week Day 85%
Hour	08/04/2024	09/04/2024	10/04/2024	11/04/2024	12/04/2024	13/04/2024	14/04/2024	Day Avg	Avg	Avg Speed
0 - 1	0	0	0	1	0	2	4	0.2	3	25
1 - 2	0	0	0	0	0	0	3	0	1.5	0
2 - 3	0	3	0	1	2	1	0	1.2	0.5	26.67
3 - 4	1	1	1	1	2	0	1	1.2	0.5	40
4 - 5	5	12	12	8	7	4	4	8.8	4	40
5 - 6	18	31	23	19	15	7	5	21.2	6	37.2
6 - 7	41	116	63	55	45	20	11	64	15.5	35.26
7 - 8	49	95	66	74	71	43	31	71	37	36.38
8 - 9	84	65	78	47	56	70	48	66	59	36.14
9 - 10	65	61	62	75	62	75	53	65	64	35.38
10 - 11	80	66	71	65	59	56	64	68.2	60	34.54
11 - 12	89	93	54	63	64	57	100	72.6	78.5	35.44
12 - 13	65	54	63	39	71	58	61	58.4	59.5	35.56
13 - 14	67	58	45	59	59	74	69	57.6	71.5	36.48
14 - 15	68	55	55	58	65	59	58	60.2	58.5	36.62
15 - 16	80	59	57	51	70	53	54	63.4	53.5	36.36
16 - 17	76	75	69	71	63	51	38	70.8	44.5	37
17 - 18	71	63	57	71	48	49	36	62	42.5	37.84
18 - 19	38	41	48	33	32	33	20	38.4	26.5	36.74
19 - 20	21	16	20	25	19	24	12	20.2	18	35
20 - 21	12	5	6	29	18	17	11	14	14	35.84
21 - 22	8	15	11	11	7	17	2	10.4	9.5	37
22 - 23	1	7	1	0	4	13	2	2.6	7.5	36.25
23 - 24	2	3	2	2	5	4	1	2.8	2.5	41
Totals	941	994	864	858	844	787	688			
% of Total	15.75%	16.63%	14.46%	14.36%	14.12%	13.17%	11.51%			

Incoming Weekly Counts
2024 April Cheddington Road

from Wed-Mar-13-2024-02-00-PM to Mon-Apr-29-2024-11-59-AM

	15/04/2024	to	21/04/2024							
	Monday	Tuesday	Wednesday	Thursday	Friday	Saturday	Sunday	Week	Weekend	Week Day 85%
Hour	15/04/2024	16/04/2024	17/04/2024	18/04/2024	19/04/2024	20/04/2024	21/04/2024	Day Avg	Avg	Avg Speed
0 - 1	0	127	0	0	2	1	3	25.8	2	22.45
1 - 2	0	0	0	0	0	2	0	0	1	0
2 - 3	1	2	2	3	1	0	0	1.8	0	34
3 - 4	1	0	0	2	1	1	1	0.8	1	31.67
4 - 5	5	5	5	6	6	4	8	5.4	6	39.5
5 - 6	28	23	22	24	17	11	1	22.8	6	39.02
6 - 7	62	69	80	70	54	23	14	67	18.5	36.12
7 - 8	138	96	95	111	102	33	26	108.4	29.5	37.22
8 - 9	163	60	64	71	68	73	45	85.2	59	35.64
9 - 10	65	50	33	64	58	74	75	54	74.5	36
10 - 11	54	52	50	50	69	83	53	55	68	35.42
11 - 12	37	60	57	47	58	58	67	51.8	62.5	35.48
12 - 13	52	80	55	60	56	73	45	60.6	59	35.78
13 - 14	73	46	61	59	56	79	56	59	67.5	36.06
14 - 15	72	74	75	63	80	52	52	72.8	52	36.04
15 - 16	147	74	76	72	80	53	56	89.8	54.5	35.38
16 - 17	64	84	77	78	71	42	39	74.8	40.5	36.94
17 - 18	66	60	80	74	60	66	54	68	60	36.82
18 - 19	28	44	46	48	50	35	25	43.2	30	36.9
19 - 20	15	13	19	32	25	26	11	20.8	18.5	38.4
20 - 21	15	13	23	23	10	10	7	16.8	8.5	36.56
21 - 22	9	9	14	23	10	9	4	13	6.5	36.5
22 - 23	2	2	2	4	1	7	1	2.2	4	37
23 - 24	0	0	1	0	4	3	2	1	2.5	31.65
Totals	1097	1043	937	984	939	818	645			
% of Total	16.97%	16.14%	14.5%	15.23%	14.53%	12.66%	9.98%			

Incoming Weekly Counts
2024 April Cheddington Road

from Wed-Mar-13-2024-02-00-PM to Mon-Apr-29-2024-11-59-AM

	22/04/2024	to	28/04/2024							
	Monday	Tuesday	Wednesday	Thursday	Friday	Saturday	Sunday	Week	Weekend	Week Day 85%
Hour	22/04/2024	23/04/2024	24/04/2024	25/04/2024	26/04/2024	27/04/2024	28/04/2024	Day Avg	Avg	Avg Speed
0 - 1	1	0	1	0	2	0	2	0.8	1	26.67
1 - 2	1	0	0	0	0	2	1	0.2	1.5	45
2 - 3	3	1	1	0	2	1	4	1.4	2.5	31.25
3 - 4	1	1	1	1	5	1	22	1.8	11.5	40
4 - 5	8	3	9	4	7	4	39	6.2	21.5	39
5 - 6	19	22	19	26	24	10	7	22	8.5	37.44
6 - 7	55	62	71	79	60	16	10	65.4	13	37.38
7 - 8	97	108	94	81	89	29	20	93.8	24.5	38.16
8 - 9	52	50	73	70	61	62	27	61.2	44.5	35.94
9 - 10	55	59	48	66	69	51	53	59.4	52	35.58
10 - 11	65	50	39	57	49	57	62	52	59.5	35.72
11 - 12	51	47	53	51	58	54	69	52	61.5	36.04
12 - 13	44	44	35	39	57	67	109	43.8	88	36.3
13 - 14	45	65	49	56	72	58	69	57.4	63.5	36
14 - 15	79	68	61	62	86	42	44	71.2	43	36.8
15 - 16	53	62	78	71	76	53	44	68	48.5	37.04
16 - 17	72	87	78	79	53	50	47	73.8	48.5	36.36
17 - 18	50	67	83	65	67	43	40	66.4	41.5	36.62
18 - 19	36	44	45	44	52	41	29	44.2	35	36.76
19 - 20	16	18	25	17	33	19	13	21.8	16	37.36
20 - 21	16	12	17	20	16	10	13	16.2	11.5	34.72
21 - 22	5	9	12	8	11	16	3	9	9.5	35
22 - 23	3	3	0	3	8	13	1	3.4	7	37.5
23 - 24	0	0	0	4	3	3	0	1.4	1.5	36.25
Totals	827	882	892	903	960	702	728			
% of Total	14.03%	14.96%	15.13%	15.32%	16.29%	11.91%	12.35%			

Incoming Weekly Counts
2024 April Cheddington Road

from Wed-Mar-13-2024-02-00-PM to Mon-Apr-29-2024-11-59-AM

	29/04/2024	to	05/05/2024							
	Monday	Tuesday	Wednesday	Thursday	Friday	Saturday	Sunday	Week	Weekend	Week Day 85%
Hour	29/04/2024	30/04/2024	01/05/2024	02/05/2024	03/05/2024	04/05/2024	05/05/2024	Day Avg	Avg	Avg Speed
0 - 1	0	*	*	*	*	*	*	0	0	0
1 - 2	0	*	*	*	*	*	*	0	0	0
2 - 3	1	*	*	*	*	*	*	1	0	25
3 - 4	2	*	*	*	*	*	*	2	0	40
4 - 5	6	*	*	*	*	*	*	6	0	50
5 - 6	20	*	*	*	*	*	*	20	0	35
6 - 7	56	*	*	*	*	*	*	56	0	37.5
7 - 8	98	*	*	*	*	*	*	98	0	38.5
8 - 9	22	*	*	*	*	*	*	22	0	36.7
9 - 10	0	*	*	*	*	*	*	0	0	0
10 - 11	0	*	*	*	*	*	*	0	0	0
11 - 12	0	*	*	*	*	*	*	0	0	0
12 - 13	*	*	*	*	*	*	*	0	0	0
13 - 14	*	*	*	*	*	*	*	0	0	0
14 - 15	*	*	*	*	*	*	*	0	0	0
15 - 16	*	*	*	*	*	*	*	0	0	0
16 - 17	*	*	*	*	*	*	*	0	0	0
17 - 18	*	*	*	*	*	*	*	0	0	0
18 - 19	*	*	*	*	*	*	*	0	0	0
19 - 20	*	*	*	*	*	*	*	0	0	0
20 - 21	*	*	*	*	*	*	*	0	0	0
21 - 22	*	*	*	*	*	*	*	0	0	0
22 - 23	*	*	*	*	*	*	*	0	0	0
23 - 24	*	*	*	*	*	*	*	0	0	0
Totals	205	0	0	0	0	0	0			
% of Total	100%	0%	0%	0%	0%	0%	0%			

Incoming Monthly Counts
2024 April Cheddington Road

from Wed-Mar-13-2024-02-00-PM to Mon-Apr-29-2024-11-59-AM

	Mar 2024							Week	Weekend	Week Day 85%
Hour	Monday	Tuesday	Wednesday	Thursday	Friday	Saturday	Sunday	Day Avg	Avg	Avg Speed
0 - 1	4	1	4	3	10	10	12	4.4	11	31
1 - 2	1	0	1	1	3	1	12	1.2	6.5	23.75
2 - 3	0	0	0	0	0	1	5	0	3	0
3 - 4	2	1	2	6	6	4	5	3.4	4.5	27
4 - 5	3	2	1	1	2	4	5	1.8	4.5	39
5 - 6	13	12	18	26	22	14	13	18.2	13.5	39.64
6 - 7	48	53	49	71	44	19	18	53	18.5	39.26
7 - 8	118	140	154	206	136	61	40	150.8	50.5	36
8 - 9	208	206	189	284	226	119	83	222.6	101	36.38
9 - 10	105	121	149	196	181	208	166	150.4	187	35.04
10 - 11	97	111	123	180	189	200	141	140	170.5	34.64
11 - 12	116	111	96	182	178	214	176	136.6	195	35.1
12 - 13	103	82	180	153	171	277	168	137.8	222.5	34.82
13 - 14	92	123	113	183	277	206	217	157.6	211.5	34.28
14 - 15	106	101	155	165	169	188	170	139.2	179	35.06
15 - 16	125	137	210	206	220	172	173	179.6	172.5	36.04
16 - 17	151	169	221	208	190	150	129	187.8	139.5	36.22
17 - 18	132	154	230	196	204	139	145	183.2	142	36.48
18 - 19	87	108	210	248	215	138	114	173.6	126	35.4
19 - 20	77	84	120	121	111	101	46	102.6	73.5	35.12
20 - 21	32	36	80	57	63	47	36	53.6	41.5	36.78
21 - 22	21	117	36	55	38	45	21	53.4	33	33.7
22 - 23	7	199	34	32	29	27	13	60.2	20	32.34
23 - 24	1	33	7	10	14	22	4	13	13	35.42
Totals	1649	2101	2382	2790	2698	2367	1912			
% of Total	10.37%	13.21%	14.98%	17.55%	16.97%	14.89%	12.03%			

Incoming Monthly Counts
2024 April Cheddington Road

from Wed-Mar-13-2024-02-00-PM to Mon-Apr-29-2024-11-59-AM

	Apr 2024							Week	Weekend	Week Day 85%
Hour	Monday	Tuesday	Wednesday	Thursday	Friday	Saturday	Sunday	Day Avg	Avg	Avg Speed
0 - 1	2	127	1	7	4	4	11	28.2	7.5	22.64
1 - 2	1	1	1	1	0	6	4	0.8	5	25
2 - 3	5	8	4	4	5	4	5	5.2	4.5	33.5
3 - 4	7	4	4	13	8	4	27	7.2	15.5	39.16
4 - 5	26	25	34	52	29	16	53	33.2	34.5	39.18
5 - 6	90	91	84	97	74	33	16	87.2	24.5	37.72
6 - 7	225	300	270	248	192	74	52	247	63	36.24
7 - 8	409	369	327	336	321	134	96	352.4	115	37.56
8 - 9	360	223	270	245	235	277	166	266.6	221.5	36.12
9 - 10	242	226	207	271	260	268	239	241.2	253.5	35.42
10 - 11	261	225	216	240	229	262	215	234.2	238.5	34.82
11 - 12	245	251	226	216	229	232	282	233.4	257	35.8
12 - 13	212	232	205	194	238	253	266	216.2	259.5	35.74
13 - 14	253	230	212	210	234	275	256	227.8	265.5	36.14
14 - 15	297	249	267	234	290	200	203	267.4	201.5	36.38
15 - 16	327	255	276	292	290	215	198	288	206.5	36.02
16 - 17	272	311	297	344	234	182	171	291.6	176.5	36.66
17 - 18	229	236	287	260	233	199	163	249	181	36.98
18 - 19	132	164	169	166	167	142	95	159.6	118.5	36.74
19 - 20	66	60	81	90	98	89	43	79	66	36.14
20 - 21	54	44	55	85	55	48	42	58.6	45	36.12
21 - 22	26	39	43	57	41	55	12	41.2	33.5	36.44
22 - 23	7	18	5	11	22	41	6	12.6	23.5	39.34
23 - 24	3	4	6	8	18	15	5	7.8	10	36.66
Totals	3751	3692	3547	3681	3506	3028	2626			
% of Total	15.74%	15.49%	14.88%	15.45%	14.71%	12.71%	11.02%			

Incoming Weekly Speeds
2024 April Cheddington Road

from Wed-Mar-13-2024-02-00-PM to Mon-Apr-29-2024-11-59-AM

	11/03/2024	to	17/03/2024							
	Monday	Tuesday	Wednesday	Thursday	Friday	Saturday	Sunday	Week	Weekend	Week Day 85%
Hour	11/03/2024	12/03/2024	13/03/2024	14/03/2024	15/03/2024	16/03/2024	17/03/2024	Day Avg	Avg	Avg Speed
0 - 1	*	*	*	27	23.67	37	27	24.5	32	32.5
1 - 2	*	*	*	0	0	27	34.5	0	33	0
2 - 3	*	*	*	0	0	32	32	0	32	0
3 - 4	*	*	*	23.67	24.5	32	17	24.14	24.5	35
4 - 5	*	*	*	0	0	0	12	0	12	0
5 - 6	*	*	*	33	36.17	36.29	35	34	35.75	40.4
6 - 7	*	*	*	33.73	30.62	24.75	37	32.42	27.2	39.5
7 - 8	*	*	*	30.68	31.19	32.09	31.27	30.93	31.76	36.25
8 - 9	*	*	*	28.64	29.59	30.81	31.69	29.09	31.08	35.35
9 - 10	*	*	*	26.15	29.82	28.12	31.18	27.86	29.41	33.55
10 - 11	*	*	*	30.9	29	28.56	29.94	29.88	29.11	34.55
11 - 12	*	*	*	28.72	30.62	29.2	29.81	29.6	29.46	34.65
12 - 13	*	*	*	28.56	28.84	29.28	29.88	28.71	29.57	35.6
13 - 14	*	*	0	29.33	18.47	28.59	29.52	20.8	29.04	32.4
14 - 15	*	*	26.82	29.93	29.47	30.92	29.22	28.97	30.04	33.97
15 - 16	*	*	30.58	31.23	30.76	31.25	30.26	30.84	30.8	36.83
16 - 17	*	*	29.88	29.77	30.63	30.64	29.35	30.12	30.07	35.73
17 - 18	*	*	30.95	30.59	32.21	31.25	32.25	31.16	31.79	36.3
18 - 19	*	*	28.74	30.05	29.76	30.48	31.32	29.53	30.91	34.6
19 - 20	*	*	29.32	30.7	29.86	31.23	30.43	29.98	31	34.83
20 - 21	*	*	31.96	29.42	31.08	33.15	33	30.96	33.07	35.93
21 - 22	*	*	31	31.12	28.71	31.92	29.62	30.43	31.05	37.07
22 - 23	*	*	33.08	29	30.36	31.2	35.33	30.88	32.15	35
23 - 24	*	*	27	57	32	28.57	34.5	33.67	29.89	45
Totals	0	0	29.9	29.7	28.3	30	30.4			
% of Total	0%	0%	20.16%	20.03%	19.08%	20.23%	20.5%			

Incoming Weekly Speeds
2024 April Cheddington Road

from Wed-Mar-13-2024-02-00-PM to Mon-Apr-29-2024-11-59-AM

	18/03/2024	to	24/03/2024							
	Monday	Tuesday	Wednesday	Thursday	Friday	Saturday	Sunday	Week	Weekend	Week Day 85%
Hour	18/03/2024	19/03/2024	20/03/2024	21/03/2024	22/03/2024	23/03/2024	24/03/2024	Day Avg	Avg	Avg Speed
0 - 1	0	0	22	24.5	22	33.5	31.2	22.83	32.22	31.67
1 - 2	17	0	7	0	17	0	20.5	14.5	20.5	20
2 - 3	0	0	0	0	0	0	8.5	0	8.5	0
3 - 4	12	0	32	0	42	12	22	28.67	17	31.67
4 - 5	42	32	0	32	42.5	27	32	38.2	30.33	40
5 - 6	31.38	28.83	33.6	35.57	33.7	36	34.67	32.83	35.27	39.66
6 - 7	33.08	33.76	32.7	33.3	32.84	31.29	39	33.16	33.6	38.92
7 - 8	30.91	30.99	31.07	30.68	31.62	32.95	28.89	31.02	31.77	35.72
8 - 9	31.04	30.55	30.32	31.41	30.84	33.16	35.75	30.83	34.17	36.3
9 - 10	31.19	30.21	30.7	30.68	30.28	31.62	27.32	30.6	29.67	35
10 - 11	28	29.66	29.5	29.68	30.59	31.65	31.53	29.59	31.6	34.74
11 - 12	29.87	29.98	31.2	29.41	29.54	27.15	30.65	29.97	28.9	35.98
12 - 13	28.56	31.47	29.61	31.5	29.45	21.46	28.18	30.02	23.34	35.58
13 - 14	28.81	30.25	30.67	29.76	31.6	29.84	29.73	30.28	29.78	35.4
14 - 15	31.8	28.67	27.72	29.71	30.13	30.34	30.24	29.54	30.29	35.56
15 - 16	29.91	29.41	30.5	29.63	31.73	30.68	29.8	30.22	30.14	36.04
16 - 17	30.69	31.35	31.19	30.07	33.11	33.06	31.53	31.19	32.28	36.74
17 - 18	31.1	31.57	30.77	31.87	31.08	29.86	30.36	31.28	30.1	37.1
18 - 19	29.6	30.43	29.62	30.75	30.93	30.26	30.1	30.3	30.19	35.58
19 - 20	30.65	29.07	30.39	30.97	30.41	31.77	29.5	30.23	31.12	34.82
20 - 21	30.38	30.6	30.57	30.16	34.46	31.71	34.09	31.37	32.64	36.46
21 - 22	31.45	31	32	29.35	31.6	28.32	32.78	30.85	29.75	36.7
22 - 23	29.5	30.71	31.5	32.22	28.18	29.92	28.83	30.38	29.58	36.16
23 - 24	0	29.5	0	36	33.83	31.1	32	33.83	31.18	37.77
Totals	30.3	30.5	30.4	30.6	31	29	30.1			
% of Total	14.3%	14.39%	14.35%	14.44%	14.63%	13.69%	14.2%			

Incoming Weekly Speeds
2024 April Cheddington Road

from Wed-Mar-13-2024-02-00-PM to Mon-Apr-29-2024-11-59-AM

	25/03/2024	to	31/03/2024							
	Monday	Tuesday	Wednesday	Thursday	Friday	Saturday	Sunday	Week	Weekend	Week Day 85%
Hour	25/03/2024	26/03/2024	27/03/2024	28/03/2024	29/03/2024	30/03/2024	31/03/2024	Day Avg	Avg	Avg Speed
0 - 1	27	27	24.5	0	21.2	39.5	32	24.17	35	31.25
1 - 2	0	0	0	32	22	0	29.5	27	29.5	30
2 - 3	0	0	0	0	0	0	0	0	0	0
3 - 4	12	12	17	29	7	27	22	19.29	23.67	19
4 - 5	42	7	27	0	0	25.33	37	29.5	30	30
5 - 6	33.2	34	30.25	30.5	33.83	39.5	32	32.19	35.75	38.16
6 - 7	33.18	33.58	33	33.91	35	32.12	27.21	33.57	29	40.3
7 - 8	31.25	30.48	29.87	31.09	31.38	29.38	32.19	30.64	30.78	36.2
8 - 9	31.87	30.69	31.17	32.42	33.29	30.31	28.87	31.6	29.59	37.26
9 - 10	29.83	31.75	30.74	31.02	28.95	31.03	29.52	30.5	30.34	35.12
10 - 11	30	29.47	28.62	28.26	30.88	28.57	30.1	29.3	29.17	34.84
11 - 12	29.05	27.91	28.04	29.48	28.83	28.21	27.9	28.66	28.08	34.46
12 - 13	28.78	29.51	14.75	28.62	29.38	28.2	31.45	23.16	29.71	33.6
13 - 14	29.41	26.41	29.4	29.44	32.52	30.93	29.67	29.21	30.3	34.32
14 - 15	30.23	26.3	29	29.85	32.52	29.57	29.98	29.77	29.74	35
15 - 16	31.16	30.07	30.19	30.42	30.66	30.53	31.46	30.48	30.94	35.98
16 - 17	31.39	29.23	30.9	29.7	31.35	30.34	31.12	30.4	30.68	36.5
17 - 18	29.6	31.13	30.53	29.78	30.64	32.67	30.43	30.34	31.55	35.88
18 - 19	31.93	30.44	30.42	17.52	31.67	31.47	30.03	25.91	30.84	35.24
19 - 20	33.09	29.82	29.1	23.56	29.61	29.77	32.94	28.65	30.98	35.06
20 - 21	32.79	31.06	30.42	32.47	30.07	32.06	32.2	31.37	32.11	37.08
21 - 22	33.3	8.44	32.31	33	35.21	31.38	33.25	16.99	31.82	33.44
22 - 23	33.67	9.48	31.57	30.58	30	31	34.5	12.89	32.75	32.88
23 - 24	42	9.52	32.2	30	27	29	12	15.95	26.17	32
Totals	30.8	24.1	28.2	28.3	30.7	30.1	30.1			
% of Total	15.22%	11.91%	13.94%	13.99%	15.18%	14.88%	14.88%			

Incoming Weekly Speeds
2024 April Cheddington Road

from Wed-Mar-13-2024-02-00-PM to Mon-Apr-29-2024-11-59-AM

	01/04/2024	to	07/04/2024							
	Monday	Tuesday	Wednesday	Thursday	Friday	Saturday	Sunday	Week	Weekend	Week Day 85%
Hour	01/04/2024	02/04/2024	03/04/2024	04/04/2024	05/04/2024	06/04/2024	07/04/2024	Day Avg	Avg	Avg Speed
0 - 1	27	0	0	7.5	0	42	37	10.29	38.67	19.6
1 - 2	0	7	7	32	0	29.5	0	15.33	29.5	18.33
2 - 3	0	32	37	0	0	32	57	33.67	40.33	40
3 - 4	37	37	32	9	0	34.5	35.33	19.53	35	35.83
4 - 5	32	34	32.12	14.62	33.78	33.25	32.5	22.28	33	36.7
5 - 6	32.2	28.27	30.6	23.39	28.17	31.4	35.33	27.43	32.87	36.5
6 - 7	27.18	30.42	30.77	30.09	30.09	31.8	32.59	30.21	32.22	35.44
7 - 8	30.19	31.8	30.36	29.73	32.66	30.17	30.37	30.99	30.25	36.88
8 - 9	31.46	30.62	31.67	30.65	31.2	30.03	28.96	31.11	29.61	36.24
9 - 10	29.19	30.07	29.36	30.21	29.03	29.85	29.83	29.56	29.84	35.04
10 - 11	30.08	27.67	30.48	29.43	30.23	28.58	29.97	29.57	29.07	34.7
11 - 12	30.94	31.12	30.48	30.42	31.9	30.49	29.39	30.94	30.03	36.54
12 - 13	29.67	30.7	30.88	31.91	29.24	28.35	31.06	30.5	29.65	35.82
13 - 14	29.99	30.67	30.4	31	30.81	31.14	32.08	30.51	31.6	35.98
14 - 15	29.91	30.77	29.18	30.06	30.86	29.72	31.96	30.08	30.86	36.2
15 - 16	31.87	31.32	31.42	20.4	29.59	32.41	30.57	27.88	31.6	35.98
16 - 17	23.17	31.95	31.78	17.76	31.74	31.21	30.38	25.87	30.76	35.88
17 - 18	27.26	28.76	31.12	30.4	31.31	32	32.7	30	32.31	35.38
18 - 19	30.67	30.69	32.67	31.29	30.27	30.55	30.9	31.1	30.69	36.2
19 - 20	28.43	31.77	31.12	29.19	28.9	30.75	38.43	29.8	32.74	35.42
20 - 21	28.55	34.07	32.56	28.92	29.91	32.64	30	30.84	31.32	37.26
21 - 22	35.75	28.67	34.83	26.87	28.15	30	34	29.39	30.75	36.94
22 - 23	42	34.5	24.5	25.75	27.67	34.12	39.5	29.55	35.2	38
23 - 24	32	32	7.33	19.5	30.67	35.2	24.5	23.77	32.14	27.76
Totals	29.5	30.6	30.7	26.5	30.5	30.5	31			
% of Total	14.09%	14.62%	14.67%	12.66%	14.57%	14.57%	14.81%			

Incoming Weekly Speeds
2024 April Cheddington Road

from Wed-Mar-13-2024-02-00-PM to Mon-Apr-29-2024-11-59-AM

	08/04/2024	to	14/04/2024							
	Monday	Tuesday	Wednesday	Thursday	Friday	Saturday	Sunday	Week	Weekend	Week Day 85%
Hour	08/04/2024	09/04/2024	10/04/2024	11/04/2024	12/04/2024	13/04/2024	14/04/2024	Day Avg	Avg	Avg Speed
0 - 1	0	0	0	22	0	32	28.25	22	29.5	25
1 - 2	0	0	0	0	0	0	23.67	0	23.67	0
2 - 3	0	18.67	0	7	22	42	0	17.83	42	26.67
3 - 4	42	37	42	32	29.5	0	42	35.33	42	40
4 - 5	33	22.67	34.83	32.12	35.86	37	36	30.98	36.5	40
5 - 6	33.67	27.45	31.91	32.32	32.27	27.14	31.4	31.03	28.92	37.2
6 - 7	31.78	20.81	29.43	30.51	30.33	33.2	31.45	26.92	32.58	35.26
7 - 8	30.33	28.91	30.97	32.11	31.28	29.91	32.26	30.63	30.89	36.38
8 - 9	30.73	29.63	31.08	31.26	30.34	29.83	28.6	30.6	29.33	36.14
9 - 10	28.51	27.61	30.15	30.91	30.97	29.2	27.28	29.67	28.41	35.38
10 - 11	28.83	29.47	28.49	29.85	30.37	27.66	29.95	29.34	28.88	34.54
11 - 12	29.34	24.75	29.3	31.1	31.47	29.58	27.62	28.84	28.33	35.44
12 - 13	30.94	29.24	28.6	30.41	29.58	28.6	30.82	29.72	29.74	35.56
13 - 14	31.52	29.98	29.24	31.71	30.34	30.73	30.65	30.65	30.69	36.48
14 - 15	28.97	32.35	29.73	29.81	31	29.44	30.03	30.33	29.74	36.62
15 - 16	30.41	30.29	30.74	32.24	29.99	29.92	31.41	30.65	30.67	36.36
16 - 17	31.29	30.75	29.94	32.92	32.21	31.94	32.84	31.4	32.33	37
17 - 18	32.14	31.37	32.07	32.35	32.81	31.04	33.42	32.12	32.05	37.84
18 - 19	31.79	31.78	31.58	32.55	32.06	33.3	31.85	31.91	32.75	36.74
19 - 20	30.14	29.12	30.05	28.2	31.26	31.04	28.5	29.69	30.19	35
20 - 21	31.42	30	29.83	31.45	30.94	30.47	31.27	31.07	30.79	35.84
21 - 22	29.5	30.87	27.18	29.91	34.43	28.24	39.5	30.15	29.42	37
22 - 23	32	33.43	27	0	36	29.62	42	33.62	31.27	36.25
23 - 24	39.5	27	37	29.5	32.2	32	17	32.43	29	41
Totals	30.5	28.3	30.2	31.2	31	30.1	30.2			
% of Total	14.42%	13.38%	14.28%	14.75%	14.66%	14.23%	14.28%			

Incoming Weekly Speeds
2024 April Cheddington Road

from Wed-Mar-13-2024-02-00-PM to Mon-Apr-29-2024-11-59-AM

	15/04/2024	to	21/04/2024							
	Monday	Tuesday	Wednesday	Thursday	Friday	Saturday	Sunday	Week	Weekend	Week Day 85%
Hour	15/04/2024	16/04/2024	17/04/2024	18/04/2024	19/04/2024	20/04/2024	21/04/2024	Day Avg	Avg	Avg Speed
0 - 1	0	11.46	0	0	22	27	22	11.62	23.25	22.45
1 - 2	0	0	0	0	0	34.5	0	0	34.5	0
2 - 3	12	29.5	29.5	25.33	42	0	0	27.56	0	34
3 - 4	42	0	0	32	7	27	37	28.25	32	31.67
4 - 5	37	29	34.2	35.33	28.67	32	34.12	32.78	33.42	39.5
5 - 6	27.46	32.52	33.45	35.04	33.47	33.45	37	32.13	33.75	39.02
6 - 7	30.95	32.17	30.66	31.63	30.52	32.57	29.29	31.21	31.32	36.12
7 - 8	21.99	30.67	31.86	32.58	32.39	32.52	31.35	29.38	32	37.22
8 - 9	15.88	31.58	33.31	32.79	30.49	29.85	30.18	25.86	29.97	35.64
9 - 10	31.2	29.08	32.82	29.48	29.55	30.15	30.33	30.24	30.24	36
10 - 11	29.07	29.69	30.5	30.6	28.96	26.76	32.04	29.7	28.82	35.42
11 - 12	30.24	30.27	28.53	30.47	28.69	29.66	27.37	29.56	28.43	35.48
12 - 13	31.71	29.75	30.25	30.07	31.25	31.74	30.18	30.52	31.14	35.78
13 - 14	26.6	30.11	29.85	30.8	31.34	31.33	31.07	29.56	31.22	36.06
14 - 15	26.35	30.5	29.19	31.22	29.56	29.35	30.48	29.33	29.91	36.04
15 - 16	24.22	29.69	29.51	30.89	30.19	28.13	31.61	28.15	29.92	35.38
16 - 17	32.06	26.99	32.57	31.85	32.87	32.55	30.62	31.14	31.62	36.94
17 - 18	33.3	28.4	31.17	29.54	30.95	30.68	31.11	30.7	30.87	36.82
18 - 19	32.43	30.91	31.98	30.73	34	33.31	30.2	32.01	32.02	36.9
19 - 20	35.07	30.62	32.32	19.25	31.8	27.69	29.18	28.36	28.14	38.4
20 - 21	30	29.62	31.91	29.04	27.3	35.6	32.86	29.88	34.47	36.56
21 - 22	31.11	32.78	33.29	23.17	27.3	30.56	32.25	28.42	31.08	36.5
22 - 23	27	32	37	30.75	42	31.43	32	32.45	31.5	37
23 - 24	0	0	27	0	30.75	33.67	39.5	30	36	31.65
Totals	26.2	27.8	31.1	30.6	30.8	30.3	30.5			
% of Total	12.64%	13.41%	15%	14.76%	14.86%	14.62%	14.71%			

Incoming Weekly Speeds
2024 April Cheddington Road

from Wed-Mar-13-2024-02-00-PM to Mon-Apr-29-2024-11-59-AM

	22/04/2024	to	28/04/2024							
	Monday	Tuesday	Wednesday	Thursday	Friday	Saturday	Sunday	Week	Weekend	Week Day 85%
Hour	22/04/2024	23/04/2024	24/04/2024	25/04/2024	26/04/2024	27/04/2024	28/04/2024	Day Avg	Avg	Avg Speed
0 - 1	17	0	27	0	27.5	0	22	24.75	22	26.67
1 - 2	42	0	0	0	0	37	27	42	33.67	45
2 - 3	17	12	37	0	22	32	7.5	20.57	12.4	31.25
3 - 4	32	42	37	42	29	32	8.55	33.11	9.57	40
4 - 5	33.38	30.67	30	35.75	35.14	30.75	12.92	32.84	14.58	39
5 - 6	32.37	31.45	31.58	34.88	33	31.5	17.86	32.78	25.88	37.44
6 - 7	31.98	31.61	30.73	31.34	32.78	35.38	27.6	31.63	32.38	37.38
7 - 8	31.69	30.68	31.57	33.86	33.28	31.79	31.75	32.11	31.78	38.16
8 - 9	31.37	30.22	31.47	30.21	32.77	30.61	30.11	31.22	30.46	35.94
9 - 10	31.18	29.97	29.83	29.92	32.28	31.45	29.77	30.7	30.6	35.58
10 - 11	30.72	29.62	30.44	30.95	30.71	29.67	30.31	30.52	30	35.72
11 - 12	30.86	30.26	30.89	29.76	30.74	31.09	29.97	30.52	30.46	36.04
12 - 13	29.8	30.73	30.66	30.85	31.89	30.48	21.47	30.85	24.9	36.3
13 - 14	29.98	30.42	30.73	30.96	30.01	29.84	24.07	30.41	26.71	36
14 - 15	31.53	31.56	30.38	31.23	31.5	31.79	31.02	31.28	31.4	36.8
15 - 16	32.55	30.85	30.74	31.1	31.62	30.98	31.14	31.31	31.05	37.04
16 - 17	32.14	32.15	30.53	30.99	30.75	30.7	30.66	31.36	30.68	36.36
17 - 18	30.52	29.97	31.54	30.29	32.79	31.81	32.75	31.08	32.27	36.62
18 - 19	30.75	30.77	31.71	31.02	31.81	33.61	28.83	31.25	31.63	36.76
19 - 20	32.62	33.11	32.4	32.88	31.3	30.47	32.77	32.29	31.41	37.36
20 - 21	29.75	31	29.65	29.5	30.5	30.6	30.69	30	30.65	34.72
21 - 22	29.4	31.11	28.83	30.25	30.45	31.56	32	30	31.63	35
22 - 23	32.33	37	0	25.33	30.75	28.85	42	31.18	29.79	37.5
23 - 24	0	0	0	27	35.33	34	0	30.57	34	36.25
Totals	31.2	30.8	30.9	31.1	31.8	31.1	26.7			
% of Total	14.61%	14.42%	14.47%	14.56%	14.89%	14.56%	12.5%			

Incoming Weekly Speeds
2024 April Cheddington Road

from Wed-Mar-13-2024-02-00-PM to Mon-Apr-29-2024-11-59-AM

	29/04/2024	to	05/05/2024							
	Monday	Tuesday	Wednesday	Thursday	Friday	Saturday	Sunday	Week	Weekend	Week Day 85%
Hour	29/04/2024	30/04/2024	01/05/2024	02/05/2024	03/05/2024	04/05/2024	05/05/2024	Day Avg	Avg	Avg Speed
0 - 1	0	*	*	*	*	*	*	*	*	0
1 - 2	0	*	*	*	*	*	*	*	*	0
2 - 3	22	*	*	*	*	*	*	22	*	25
3 - 4	34.5	*	*	*	*	*	*	34.5	*	40
4 - 5	36.17	*	*	*	*	*	*	36.17	*	50
5 - 6	31.1	*	*	*	*	*	*	31.1	*	35
6 - 7	31.62	*	*	*	*	*	*	31.62	*	37.5
7 - 8	32.85	*	*	*	*	*	*	32.85	*	38.5
8 - 9	32.18	*	*	*	*	*	*	32.18	*	36.7
9 - 10	0	*	*	*	*	*	*	*	*	0
10 - 11	0	*	*	*	*	*	*	*	*	0
11 - 12	0	*	*	*	*	*	*	*	*	0
12 - 13	*	*	*	*	*	*	*	*	*	0
13 - 14	*	*	*	*	*	*	*	*	*	0
14 - 15	*	*	*	*	*	*	*	*	*	0
15 - 16	*	*	*	*	*	*	*	*	*	0
16 - 17	*	*	*	*	*	*	*	*	*	0
17 - 18	*	*	*	*	*	*	*	*	*	0
18 - 19	*	*	*	*	*	*	*	*	*	0
19 - 20	*	*	*	*	*	*	*	*	*	0
20 - 21	*	*	*	*	*	*	*	*	*	0
21 - 22	*	*	*	*	*	*	*	*	*	0
22 - 23	*	*	*	*	*	*	*	*	*	0
23 - 24	*	*	*	*	*	*	*	*	*	0
Totals	32.3	0	0	0	0	0	0			
% of Total	100%	0%	0%	0%	0%	0%	0%			

Incoming Monthly Speeds
2024 April Cheddington Road

from Wed-Mar-13-2024-02-00-PM to Mon-Apr-29-2024-11-59-AM

	Mar 2024									
	Monday	Tuesday	Wednesday	Thursday	Friday	Saturday	Sunday	Week	Weekend	Week Day 85%
Hour								Day Avg	Avg	Avg Speed
0 - 1	27	27	23.25	25.33	22.1	36.1	30	23.86	32.77	31
1 - 2	17	0	7	32	18.67	27	26.67	18.67	26.69	23.75
2 - 3	0	0	0	0	0	32	13.2	0	16.33	0
3 - 4	12	12	24.5	26.33	24.5	25.75	20	22.94	22.56	27
4 - 5	42	19.5	27	32	42.5	25.75	30	34.33	28.11	39
5 - 6	32.08	31.42	32.11	33.12	34.41	36.64	34.38	32.86	35.56	39.64
6 - 7	33.12	33.68	32.84	33.62	32.48	30.26	29.72	33.21	30	39.26
7 - 8	31.06	30.72	30.46	30.81	31.38	31.69	31.1	30.86	31.46	36
8 - 9	31.46	30.62	30.76	30.68	30.54	31.51	31.73	30.8	31.6	36.38
9 - 10	30.51	30.98	30.72	29.14	29.7	30.13	29.33	30.08	29.78	35.04
10 - 11	29.03	29.57	29.01	29.51	30.08	29.58	30.58	29.52	30	34.64
11 - 12	29.48	28.68	29.72	29.19	29.62	28.23	29.44	29.34	28.78	35.1
12 - 13	28.65	30.59	18.79	29.54	29.22	24.55	29.71	26.65	26.49	34.82
13 - 14	29.07	28.13	30.11	29.5	23.74	29.69	29.64	27.3	29.66	34.28
14 - 15	30.95	27.59	27.99	29.84	30.82	30.24	29.77	29.51	30.02	35.06
15 - 16	30.52	29.74	30.41	30.41	31.02	30.82	30.45	30.47	30.63	36.04
16 - 17	31.05	30.21	30.61	29.85	31.54	31.29	30.73	30.63	31.03	36.22
17 - 18	30.27	31.38	30.75	30.8	31.25	31.19	31.11	30.91	31.15	36.48
18 - 19	30.72	30.44	29.6	23.86	30.57	30.74	30.58	28.42	30.67	35.4
19 - 20	31.73	29.42	29.58	27.93	29.97	31.07	30.98	29.57	31.04	35.12
20 - 21	31.81	30.81	30.98	30.68	32.14	32.23	33.11	31.26	32.61	36.78
21 - 22	32.33	11.33	31.81	31.02	31.87	30.24	31.67	22.72	30.7	33.7
22 - 23	31.29	10.23	32.09	30.5	29.45	30.56	32.08	17.19	31.05	32.34
23 - 24	42	10.73	30.71	35.1	32.07	29.82	28.25	21.71	29.58	35.42
Totals	30.6	26.8	29.3	29.5	29.9	29.7	30.2			
% of Total	14.85%	13.01%	14.22%	14.32%	14.51%	14.42%	14.66%			

Incoming Monthly Speeds
2024 April Cheddington Road

from Wed-Mar-13-2024-02-00-PM to Mon-Apr-29-2024-11-59-AM

	Apr 2024									
Hour	Monday	Tuesday	Wednesday	Thursday	Friday	Saturday	Sunday	Week Day Avg	Weekend Avg	Week Day 85% Avg Speed
0 - 1	22	11.46	27	9.57	24.75	33.25	27	12	28.67	22.64
1 - 2	42	7	7	32	0	33.67	24.5	22	30	25
2 - 3	17	23.88	33.25	20.75	26	34.5	17.4	23.92	25	33.5
3 - 4	37	38.25	35.75	16.85	26.38	32	13.81	27.36	16.16	39.16
4 - 5	34.54	27.16	32.82	21.33	33.55	33.25	18.6	28.77	22	39.18
5 - 6	30.81	29.84	31.93	31.1	31.78	31.21	26.56	31.05	29.69	37.72
6 - 7	31.34	27.35	30.41	31.02	31.11	33.19	30.5	30.07	32.08	36.24
7 - 8	28.43	30.43	31.27	32.19	32.44	31.01	31.53	30.82	31.23	37.56
8 - 9	24.26	30.5	31.83	31.26	31.2	30.06	29.37	29.35	29.8	36.12
9 - 10	30	29.16	30.26	30.16	30.47	30.06	29.41	30.02	29.75	35.42
10 - 11	29.65	29.1	29.82	30.15	29.99	28.04	30.57	29.74	29.18	34.82
11 - 12	30.24	28.39	29.8	30.47	30.67	30.2	28.43	29.89	29.23	35.8
12 - 13	30.58	30.04	29.98	30.82	30.45	29.95	26.92	30.37	28.4	35.74
13 - 14	29.42	30.31	30.08	31.13	30.57	30.81	29.32	30.27	30.09	36.14
14 - 15	29.26	31.25	29.57	30.62	30.72	29.98	30.83	30.25	30.4	36.38
15 - 16	28.18	30.49	30.56	27.65	30.38	30.39	31.22	29.38	30.79	36.02
16 - 17	29.9	30.38	31.23	27.12	31.99	31.58	31.06	29.95	31.33	36.66
17 - 18	31.23	29.71	31.45	30.66	31.95	31.29	32.34	31.01	31.76	36.98
18 - 19	31.39	31.04	31.92	31.31	32.21	32.75	30.28	31.58	31.76	36.74
19 - 20	31.5	31.22	31.53	26.08	30.91	29.88	31.58	30.08	30.43	36.14
20 - 21	29.94	31.45	31.09	29.95	29.95	32.06	31.02	30.39	31.58	36.12
21 - 22	31	31.03	30.7	26.44	29.63	30	33.83	29.41	30.69	36.44
22 - 23	32.14	34.22	30	27.45	30.95	30.56	39.5	31.33	31.7	39.34
23 - 24	37	28.25	20.5	25.75	31.89	33.8	29	28.9	32.6	36.66
Totals	29.3	29.2	30.7	29.8	31.1	30.5	29.5			
% of Total	13.95%	13.9%	14.61%	14.18%	14.8%	14.52%	14.04%			

Incoming Weekly EightyFifthSpeeds
2024 April Cheddington Road

from Wed-Mar-13-2024-02-00-PM to Mon-Apr-29-2024-11-59-AM

	11/03/2024	to	17/03/2024							
	Monday	Tuesday	Wednesday	Thursday	Friday	Saturday	Sunday	Week	Weekend	Week Day 85%
Hour	11/03/2024	12/03/2024	13/03/2024	14/03/2024	15/03/2024	16/03/2024	17/03/2024	Day Avg	Avg	Avg Speed
0 - 1	*	*	*	30	35	40	30	32.5	35	32.5
1 - 2	*	*	*	0	0	30	37.5	0	33.75	0
2 - 3	*	*	*	0	0	35	35	0	35	0
3 - 4	*	*	*	40	30	40	30	35	35	35
4 - 5	*	*	*	0	0	0	15	0	15	0
5 - 6	*	*	*	38.3	42.5	42.5	40	40.4	41.25	40.4
6 - 7	*	*	*	39	40	25	40	39.5	32.5	39.5
7 - 8	*	*	*	35	37.5	40	35	36.25	37.5	36.25
8 - 9	*	*	*	34.1	36.6	37.5	38.3	35.35	37.9	35.35
9 - 10	*	*	*	32.7	34.4	35	38.8	33.55	36.9	33.55
10 - 11	*	*	*	34.6	34.5	36.2	35.8	34.55	36	34.55
11 - 12	*	*	*	34.3	35	35.8	35	34.65	35.4	34.65
12 - 13	*	*	*	34.7	36.5	34.8	34	35.6	34.4	35.6
13 - 14	*	*	*	35	29.8	34.3	34.1	32.4	34.2	32.4
14 - 15	*	*	33.5	34.5	33.9	37.7	34.6	33.97	36.15	33.97
15 - 16	*	*	36.8	36.7	37	37.5	37.1	36.83	37.3	36.83
16 - 17	*	*	34.8	36.2	36.2	34.8	35	35.73	34.9	35.73
17 - 18	*	*	36.5	35.6	36.8	37.5	38.5	36.3	38	36.3
18 - 19	*	*	34.1	34	35.7	35	35	34.6	35	34.6
19 - 20	*	*	34.2	35.8	34.5	37.9	38.8	34.83	38.35	34.83
20 - 21	*	*	37.1	34	36.7	37.5	42.5	35.93	40	35.93
21 - 22	*	*	40	37	34.2	36.7	37.5	37.07	37.1	37.07
22 - 23	*	*	35	35	35	37.5	50	35	43.75	35
23 - 24	*	*	35	60	40	33.3	40	45	36.65	45
Totals	0	0	357	766.5	751.8	831.5	867.5			
% of Total	0%	0%	9.99%	21.44%	21.03%	23.26%	24.27%			

Incoming Weekly EightyFifthSpeeds
2024 April Cheddington Road

from Wed-Mar-13-2024-02-00-PM to Mon-Apr-29-2024-11-59-AM

	18/03/2024	to	24/03/2024							
	Monday	Tuesday	Wednesday	Thursday	Friday	Saturday	Sunday	Week	Weekend	Week Day 85%
Hour	18/03/2024	19/03/2024	20/03/2024	21/03/2024	22/03/2024	23/03/2024	24/03/2024	Day Avg	Avg	Avg Speed
0 - 1	0	0	30	35	30	35	35	31.67	35	31.67
1 - 2	20	0	10	0	30	0	35	20	35	20
2 - 3	0	0	0	0	0	0	10	0	10	0
3 - 4	15	0	35	0	45	15	25	31.67	20	31.67
4 - 5	45	35	0	35	45	30	35	40	32.5	40
5 - 6	40	35	38.3	45	40	40	40	39.66	40	39.66
6 - 7	40	38.3	37.5	40	38.8	40	45	38.92	42.5	38.92
7 - 8	34.9	37.3	35	35	36.4	40	37.5	35.72	38.75	35.72
8 - 9	37.4	35.6	36.7	35.4	36.4	39.4	40	36.3	39.7	36.3
9 - 10	36	34.8	34.5	34.7	35	37.5	34.1	35	35.8	35
10 - 11	34	34.5	34.4	34.4	36.4	37.8	37.2	34.74	37.5	34.74
11 - 12	35	36.4	37.2	35.7	35.6	36.7	36.7	35.98	36.7	35.98
12 - 13	33.8	37.5	36.2	35.8	34.6	33	36.2	35.58	34.6	35.58
13 - 14	34	36	35.6	34.4	37	36.2	36.2	35.4	36.2	35.4
14 - 15	38.3	34.3	35	36.2	34	36.7	34.8	35.56	35.75	35.56
15 - 16	36.1	35	36.7	34.2	38.2	37	34.8	36.04	35.9	36.04
16 - 17	34.9	37.5	36.4	35.8	39.1	39	38.3	36.74	38.65	36.74
17 - 18	37.1	36.5	36.7	39	36.2	36.8	36.7	37.1	36.75	37.1
18 - 19	36.7	34.6	35	35.6	36	34.5	35	35.58	34.75	35.58
19 - 20	36	34.1	35	34.6	34.4	37.5	35	34.82	36.25	34.82
20 - 21	35	34.2	36.2	34.4	42.5	37.5	40	36.46	38.75	36.46
21 - 22	34.3	40	40	34.2	35	34	40	36.7	37	36.7
22 - 23	35	35	40	38.3	32.5	35	35	36.16	35	36.16
23 - 24	0	35	0	38.3	40	34.2	35	37.77	34.6	37.77
Totals	728.5	716.6	731.4	761	848.1	782.8	847.5			
% of Total	13.45%	13.23%	13.5%	14.05%	15.66%	14.45%	15.65%			

Incoming Weekly EightyFifthSpeeds
2024 April Cheddington Road

from Wed-Mar-13-2024-02-00-PM to Mon-Apr-29-2024-11-59-AM

	25/03/2024	to	31/03/2024							
	Monday	Tuesday	Wednesday	Thursday	Friday	Saturday	Sunday	Week	Weekend	Week Day 85%
Hour	25/03/2024	26/03/2024	27/03/2024	28/03/2024	29/03/2024	30/03/2024	31/03/2024	Day Avg	Avg	Avg Speed
0 - 1	30	30	35	0	30	50	40	31.25	45	31.25
1 - 2	0	0	0	35	25	0	35	30	35	30
2 - 3	0	0	0	0	0	0	0	0	0	0
3 - 4	15	15	20	35	10	30	40	19	35	19
4 - 5	50	10	30	0	0	40	45	30	42.5	30
5 - 6	35	38.3	40	35	42.5	45	35	38.16	40	38.16
6 - 7	41.2	39.4	39.2	39.2	42.5	40	36.7	40.3	38.35	40.3
7 - 8	36.1	36.4	36.1	34.9	37.5	37.5	38.3	36.2	37.9	36.2
8 - 9	38	34.8	36.8	37.9	38.8	34.7	37.5	37.26	36.1	37.26
9 - 10	34	38.3	34.3	34.8	34.2	37	36.7	35.12	36.85	35.12
10 - 11	35.7	35	34.8	33.7	35	36.2	36	34.84	36.1	34.84
11 - 12	34.5	34.1	35	34.5	34.2	34.5	34.2	34.46	34.35	34.46
12 - 13	34.7	34.3	30	33.5	35.5	37.5	37.9	33.6	37.7	33.6
13 - 14	34.6	31.7	33.8	34.6	36.9	34.7	33.9	34.32	34.3	34.32
14 - 15	36.2	31.9	34.2	35	37.7	34.3	34.5	35	34.4	35
15 - 16	37.1	34.3	35.8	34.8	37.9	34.7	37.5	35.98	36.1	35.98
16 - 17	38.3	34.4	38	34.6	37.2	35	37.9	36.5	36.45	36.5
17 - 18	34.5	36.2	37.5	35	36.2	39.1	36.7	35.88	37.9	35.88
18 - 19	38.3	35	34.7	30.7	37.5	37.9	34.6	35.24	36.25	35.24
19 - 20	39.1	35	33.6	33.8	33.8	35	40	35.06	37.5	35.06
20 - 21	40	37.5	34.5	39	34.4	35	34.3	37.08	34.65	37.08
21 - 22	36.7	9.7	38.3	42.5	40	40	35	33.44	37.5	33.44
22 - 23	45	12.7	36.7	35	35	33.3	40	32.88	36.65	32.88
23 - 24	45	10	40	35	30	32.5	15	32	23.75	32
Totals	809	654	768.3	743.5	761.8	813.9	831.7			
% of Total	15.03%	12.15%	14.27%	13.81%	14.15%	15.12%	15.45%			

Incoming Weekly EightyFifthSpeeds
2024 April Cheddington Road

from Wed-Mar-13-2024-02-00-PM to Mon-Apr-29-2024-11-59-AM

	01/04/2024	to	07/04/2024							
	Monday	Tuesday	Wednesday	Thursday	Friday	Saturday	Sunday	Week	Weekend	Week Day 85%
Hour	01/04/2024	02/04/2024	03/04/2024	04/04/2024	05/04/2024	06/04/2024	07/04/2024	Day Avg	Avg	Avg Speed
0 - 1	30	0	0	9.2	0	45	45	19.6	45	19.6
1 - 2	0	10	10	35	0	35	0	18.33	35	18.33
2 - 3	0	40	40	0	0	40	60	40	50	40
3 - 4	45	45	40	13.3	0	40	40	35.83	40	35.83
4 - 5	35	40	37.5	31	40	37.5	35	36.7	36.25	36.7
5 - 6	35	35	36.2	37.5	38.8	33.8	40	36.5	36.9	36.5
6 - 7	33.8	35.7	35.6	35	37.1	40	38.3	35.44	39.15	35.44
7 - 8	35	38.1	38.1	35	38.2	38.3	37.5	36.88	37.9	36.88
8 - 9	36.2	34.5	37.8	37	35.7	36.5	34.4	36.24	35.45	36.24
9 - 10	35.8	36.4	34.2	34.8	34	35.9	35.6	35.04	35.75	35.04
10 - 11	36.2	33.4	34.8	34.8	34.3	37	36.2	34.7	36.6	34.7
11 - 12	37.5	36.4	36.5	34.8	37.5	34.6	35	36.54	34.8	36.54
12 - 13	35.6	35.7	34.8	38	35	34.3	34.6	35.82	34.45	35.82
13 - 14	35.7	35	35	36.7	37.5	37.9	37.3	35.98	37.6	35.98
14 - 15	34.2	36.4	35.5	37	37.9	34.8	37.5	36.2	36.15	36.2
15 - 16	36.7	35.6	36.4	33.9	37.3	38.4	36.4	35.98	37.4	35.98
16 - 17	35	37.3	36.9	32.7	37.5	37.9	35	35.88	36.45	35.88
17 - 18	35.8	34.3	37	35	34.8	38.1	38	35.38	38.05	35.38
18 - 19	37	34.7	38.5	35.8	35	36.7	37.5	36.2	37.1	36.2
19 - 20	33	37.5	34.1	37.5	35	36.7	47.5	35.42	42.1	35.42
20 - 21	35	40	42.5	33.8	35	35	34.3	37.26	34.65	37.26
21 - 22	40	40	35	36.7	33	33.6	40	36.94	36.8	36.94
22 - 23	45	40	30	40	35	40	50	38	45	38
23 - 24	35	35	10	25	33.8	35	35	27.76	35	27.76
Totals	797.5	826	786.4	759.5	722.4	892	900.1			
% of Total	14.03%	14.53%	13.84%	13.36%	12.71%	15.69%	15.84%			

Incoming Weekly EightyFifthSpeeds
2024 April Cheddington Road

from Wed-Mar-13-2024-02-00-PM to Mon-Apr-29-2024-11-59-AM

	08/04/2024	to	14/04/2024							
	Monday	Tuesday	Wednesday	Thursday	Friday	Saturday	Sunday	Week	Weekend	Week Day 85%
Hour	08/04/2024	09/04/2024	10/04/2024	11/04/2024	12/04/2024	13/04/2024	14/04/2024	Day Avg	Avg	Avg Speed
0 - 1	0	0	0	25	0	40	32.5	25	36.25	25
1 - 2	0	0	0	0	0	0	35	0	35	0
2 - 3	0	35	0	10	35	45	0	26.67	45	26.67
3 - 4	45	40	45	35	35	0	45	40	45	40
4 - 5	40	33.3	41.7	42.5	42.5	40	38.3	40	39.15	40
5 - 6	38	37.5	37.5	35	38	38.3	33.8	37.2	36.05	37.2
6 - 7	37.1	33.4	34.8	36	35	40	35	35.26	37.5	35.26
7 - 8	36.4	35.5	36.5	36.8	36.7	38.6	39.2	36.38	38.9	36.38
8 - 9	35.9	34.5	36.8	36.7	36.8	36.8	34.8	36.14	35.8	36.14
9 - 10	35	34.2	37.3	34.8	35.6	35.6	34.3	35.38	34.95	35.38
10 - 11	33.9	35	34.3	34.8	34.7	34.3	36.7	34.54	35.5	34.54
11 - 12	34.4	34	35.6	34.9	38.3	38.1	34.4	35.44	36.25	35.44
12 - 13	37.3	34.4	34.6	34.6	36.9	34	38.2	35.56	36.1	35.56
13 - 14	36.4	36.7	35.8	38.8	34.7	36	36.7	36.48	36.35	36.48
14 - 15	34.6	38.6	36.7	35.7	37.5	34.5	34.2	36.62	34.35	36.62
15 - 16	36.4	35.8	35	38.8	35.8	37.8	36.4	36.36	37.1	36.36
16 - 17	37.9	36.2	34.8	38	38.1	36.7	40	37	38.35	37
17 - 18	37.2	38.1	37.3	38.1	38.5	36.7	40	37.84	38.35	37.84
18 - 19	37.9	35	36.7	37	37.1	39.2	37.5	36.74	38.35	36.74
19 - 20	35	35	35	32.5	37.5	36.7	34	35	35.35	35
20 - 21	36.7	37.5	33.3	36.7	35	34.5	37.5	35.84	36	35.84
21 - 22	37.5	37.5	32.5	35	42.5	31.2	45	37	38.1	37
22 - 23	35	45	30	0	35	35	55	36.25	45	36.25
23 - 24	45	35	45	45	35	35	20	41	27.5	41
Totals	782.6	797.2	766.2	771.7	811.2	814	853.5			
% of Total	13.98%	14.24%	13.69%	13.79%	14.5%	14.55%	15.25%			

Incoming Weekly EightyFifthSpeeds
2024 April Cheddington Road

from Wed-Mar-13-2024-02-00-PM to Mon-Apr-29-2024-11-59-AM

	15/04/2024	to	21/04/2024							
	Monday	Tuesday	Wednesday	Thursday	Friday	Saturday	Sunday	Week	Weekend	Week Day 85%
Hour	15/04/2024	16/04/2024	17/04/2024	18/04/2024	19/04/2024	20/04/2024	21/04/2024	Day Avg	Avg	Avg Speed
0 - 1	0	14.9	0	0	30	30	40	22.45	35	22.45
1 - 2	0	0	0	0	0	40	0	0	40	0
2 - 3	15	35	35	40	45	0	0	34	0	34
3 - 4	45	0	0	40	10	30	40	31.67	35	31.67
4 - 5	42.5	35	40	45	35	37.5	42.5	39.5	40	39.5
5 - 6	38.8	38.3	41.2	39.3	37.5	38.8	40	39.02	39.4	39.02
6 - 7	35.6	37.3	35	37	35.7	38.9	37.5	36.12	38.2	36.12
7 - 8	35.8	37.2	37.7	37.4	38	39.2	37.5	37.22	38.35	37.22
8 - 9	28.5	36.7	38.6	38	36.4	35.4	37	35.64	36.2	35.64
9 - 10	36.7	34.2	37.7	35.6	35.8	34.7	35	36	34.85	36
10 - 11	35	36.1	36.9	34.3	34.8	33.4	37.9	35.42	35.65	35.42
11 - 12	36.2	34.8	35.6	36.2	34.6	34.8	34.4	35.48	34.6	35.48
12 - 13	36.7	34.1	36	35	37.1	37.5	34.8	35.78	36.15	35.78
13 - 14	35.4	37.2	36.2	36.5	35	38.5	37	36.06	37.75	36.06
14 - 15	36.1	37.3	34.8	37.5	34.5	35.6	35.8	36.04	35.7	36.04
15 - 16	34.7	35	34.5	35.6	37.1	34.8	39.5	35.38	37.15	35.38
16 - 17	37.3	35	37.3	37.2	37.9	37.5	35	36.94	36.25	36.94
17 - 18	38.3	36.2	36.9	35.5	37.2	35.6	36.8	36.82	36.2	36.82
18 - 19	38	35	37.5	34.8	39.2	40	35	36.9	37.5	36.9
19 - 20	47.5	37.5	37	32.5	37.5	33.9	33.8	38.4	33.85	38.4
20 - 21	33.8	40	38.3	39	31.7	42.5	37.5	36.56	40	36.56
21 - 22	35	40	40	35	32.5	35	35	36.5	35	36.5
22 - 23	30	35	40	35	45	37.5	35	37	36.25	37
23 - 24	0	0	30	0	33.3	40	50	31.65	45	31.65
Totals	751.9	741.8	776.2	776.4	810.8	841.1	827			
% of Total	13.61%	13.43%	14.05%	14.05%	14.67%	15.22%	14.97%			

Incoming Weekly EightyFifthSpeeds
2024 April Cheddington Road

from Wed-Mar-13-2024-02-00-PM to Mon-Apr-29-2024-11-59-AM

	22/04/2024	to	28/04/2024							
	Monday	Tuesday	Wednesday	Thursday	Friday	Saturday	Sunday	Week	Weekend	Week Day 85%
Hour	22/04/2024	23/04/2024	24/04/2024	25/04/2024	26/04/2024	27/04/2024	28/04/2024	Day Avg	Avg	Avg Speed
0 - 1	20	0	30	0	30	0	40	26.67	40	26.67
1 - 2	45	0	0	0	0	45	30	45	37.5	45
2 - 3	35	15	40	0	35	35	8.8	31.25	21.9	31.25
3 - 4	35	45	40	45	35	35	9.8	40	22.4	40
4 - 5	40	40	35	40	40	35	31.7	39	33.35	39
5 - 6	37.5	37.5	36.2	39.3	36.7	40	35	37.44	37.5	37.44
6 - 7	36.9	37.7	36.5	37.5	38.3	39.5	33.8	37.38	36.65	37.38
7 - 8	36.9	37	37.8	39.7	39.4	38.8	37.5	38.16	38.15	38.16
8 - 9	35.8	34.5	36.8	34.5	38.1	34.8	37.5	35.94	36.15	35.94
9 - 10	36.4	34.4	34.6	34.8	37.7	36.4	34.8	35.58	35.6	35.58
10 - 11	34.7	33.9	37.5	36.7	35.8	35	36.8	35.72	35.9	35.72
11 - 12	34.5	34.8	38.6	35	37.3	37	36.5	36.04	36.75	36.04
12 - 13	34.5	36.1	37.5	36.2	37.2	35.6	34	36.3	34.8	36.3
13 - 14	35	35	36.9	36.7	36.4	34.8	36.5	36	35.65	36
14 - 15	36.5	36.7	37.6	35.7	37.5	38.8	36.4	36.8	37.6	36.8
15 - 16	38.6	35.5	36.8	36.2	38.1	36.1	36.2	37.04	36.15	37.04
16 - 17	37.1	36.7	35.8	35.5	36.7	35.6	37.1	36.36	36.35	36.36
17 - 18	35	35.8	37	36.8	38.5	37.7	41.2	36.62	39.45	36.62
18 - 19	36.4	34.7	37.5	36.9	38.3	39.4	37.5	36.76	38.45	36.76
19 - 20	37.5	38.3	36	38.8	36.2	36.7	37.5	37.36	37.1	37.36
20 - 21	34.3	35	35	34.3	35	37.5	37.5	34.72	37.5	34.72
21 - 22	32.5	37.5	35	35	35	38.8	40	35	39.4	35
22 - 23	35	45	0	30	40	33.3	45	37.5	39.15	37.5
23 - 24	0	0	0	32.5	40	40	0	36.25	40	36.25
Totals	820.1	756.1	768.1	767.1	852.2	855.8	791.1			
% of Total	14.62%	13.48%	13.69%	13.67%	15.19%	15.25%	14.1%			

Incoming Weekly EightyFifthSpeeds
2024 April Cheddington Road

from Wed-Mar-13-2024-02-00-PM to Mon-Apr-29-2024-11-59-AM

	29/04/2024	to	05/05/2024							
	Monday	Tuesday	Wednesday	Thursday	Friday	Saturday	Sunday	Week	Weekend	Week Day 85%
Hour	29/04/2024	30/04/2024	01/05/2024	02/05/2024	03/05/2024	04/05/2024	05/05/2024	Day Avg	Avg	Avg Speed
0 - 1	0	*	*	*	*	*	*	0	0	0
1 - 2	0	*	*	*	*	*	*	0	0	0
2 - 3	25	*	*	*	*	*	*	25	0	25
3 - 4	40	*	*	*	*	*	*	40	0	40
4 - 5	50	*	*	*	*	*	*	50	0	50
5 - 6	35	*	*	*	*	*	*	35	0	35
6 - 7	37.5	*	*	*	*	*	*	37.5	0	37.5
7 - 8	38.5	*	*	*	*	*	*	38.5	0	38.5
8 - 9	36.7	*	*	*	*	*	*	36.7	0	36.7
9 - 10	0	*	*	*	*	*	*	0	0	0
10 - 11	0	*	*	*	*	*	*	0	0	0
11 - 12	0	*	*	*	*	*	*	0	0	0
12 - 13	*	*	*	*	*	*	*	0	0	0
13 - 14	*	*	*	*	*	*	*	0	0	0
14 - 15	*	*	*	*	*	*	*	0	0	0
15 - 16	*	*	*	*	*	*	*	0	0	0
16 - 17	*	*	*	*	*	*	*	0	0	0
17 - 18	*	*	*	*	*	*	*	0	0	0
18 - 19	*	*	*	*	*	*	*	0	0	0
19 - 20	*	*	*	*	*	*	*	0	0	0
20 - 21	*	*	*	*	*	*	*	0	0	0
21 - 22	*	*	*	*	*	*	*	0	0	0
22 - 23	*	*	*	*	*	*	*	0	0	0
23 - 24	*	*	*	*	*	*	*	0	0	0
Totals	262.7	0	0	0	0	0	0			
% of Total	100%	0%	0%	0%	0%	0%	0%			

Incoming Monthly EightyFifthSpeeds
 2024 April Cheddington Road

from Wed-Mar-13-2024-02-00-PM to Mon-Apr-29-2024-11-59-AM

	Mar 2024							Week	Weekend	Week Day 85%
Hour	Monday	Tuesday	Wednesday	Thursday	Friday	Saturday	Sunday	Day Avg	Avg	Avg Speed
0 - 1	30	30	30	35	30	47.5	36.7	31	42.1	31
1 - 2	20	0	10	35	30	30	37.5	23.75	33.75	23.75
2 - 3	0	0	0	0	0	35	15	0	25	0
3 - 4	15	15	35	35	35	30	30	27	30	27
4 - 5	50	35	30	35	45	30	35	39	32.5	39
5 - 6	40	37.5	39	39.2	42.5	42.5	40	39.64	41.25	39.64
6 - 7	40.6	38.8	38.5	39.1	39.3	39	38.3	39.26	38.65	39.26
7 - 8	35.3	36.8	35.7	35	37.2	38.9	36.4	36	37.65	36
8 - 9	37.7	35	36.9	35.7	36.6	37.6	38.8	36.38	38.2	36.38
9 - 10	34.8	37	34.5	34.4	34.5	36.6	36.5	35.04	36.55	35.04
10 - 11	34.8	34.6	34.5	34.3	35	36.7	36.5	34.64	36.6	34.64
11 - 12	34.8	34.7	36.6	34.7	34.7	35.4	35.2	35.1	35.3	35.1
12 - 13	34.3	36.4	33.4	34.6	35.4	34.3	35.3	34.82	34.8	34.82
13 - 14	34.2	33.7	34.7	34.8	34	34.7	34.5	34.28	34.6	34.28
14 - 15	37.4	33.7	34.3	35	34.9	36.1	34.7	35.06	35.4	35.06
15 - 16	36.7	34.5	36.4	34.9	37.7	36.3	36.3	36.04	36.3	36.04
16 - 17	36.6	35.5	36.1	35.3	37.6	36.8	37.5	36.22	37.15	36.22
17 - 18	35.6	36.4	37.1	36.8	36.5	37.7	37.3	36.48	37.5	36.48
18 - 19	37.7	34.8	34.6	33.8	36.1	35.7	34.9	35.4	35.3	35.4
19 - 20	37.8	34.5	34.2	34.8	34.3	37.2	38.6	35.12	37.9	35.12
20 - 21	38.3	35	36.2	35.6	38.8	37.5	41	36.78	39.25	36.78
21 - 22	36.2	17.5	39	37.5	38.3	35.8	38.8	33.7	37.3	33.7
22 - 23	40	13.3	37.5	36.4	34.5	36.2	40	32.34	38.1	32.34
23 - 24	45	13.3	40	38.8	40	34.1	35	35.42	34.55	35.42

Incoming Monthly EightyFifthSpeeds
 2024 April Cheddington Road

from Wed-Mar-13-2024-02-00-PM to Mon-Apr-29-2024-11-59-AM

	Apr 2024									
Hour	Monday	Tuesday	Wednesday	Thursday	Friday	Saturday	Sunday	Week Day Avg	Weekend Avg	Week Day 85% Avg Speed
0 - 1	30	14.9	30	10	28.3	40	37.5	22.64	38.75	22.64
1 - 2	45	10	10	35	0	40	30	25	35	25
2 - 3	25	35	37.5	35	35	40	10	33.5	25	33.5
3 - 4	43.3	42.5	40	35	35	35	35	39.16	35	39.16
4 - 5	43	36.7	40	36.2	40	40	36.2	39.18	38.1	39.18
5 - 6	37.6	37.3	37.1	38.7	37.9	39	37.5	37.72	38.25	37.72
6 - 7	36.6	35.5	35.5	36.5	37.1	39.3	37.1	36.24	38.2	36.24
7 - 8	37.2	37	37.7	37.6	38.3	38.5	38.6	37.56	38.55	37.56
8 - 9	34.2	34.8	37.6	36.9	37.1	35.8	35.7	36.12	35.75	36.12
9 - 10	36.2	34.6	35.8	34.9	35.6	35.4	34.9	35.42	35.15	35.42
10 - 11	34.7	34.6	35.2	34.9	34.7	34.6	37.1	34.82	35.85	34.82
11 - 12	35.2	34.7	36.8	35	37.3	36	34.8	35.8	35.4	35.8
12 - 13	36.2	34.7	35	36.1	36.7	35	35.2	35.74	35.1	35.74
13 - 14	35.7	36.2	36	37	35.8	37	36.8	36.14	36.9	36.14
14 - 15	35	37.4	36.2	36.6	36.7	35.2	35.5	36.38	35.35	36.38
15 - 16	36	35.5	35.9	35.5	37.2	37.1	37.3	36.02	37.2	36.02
16 - 17	37.1	36.4	36.3	35.7	37.8	37	36.9	36.66	36.95	36.66
17 - 18	37.1	36.6	37.1	36.7	37.4	37	38.4	36.98	37.7	36.98
18 - 19	37.1	34.9	37.6	36	38.1	39	37	36.74	38	36.74
19 - 20	36.2	37.5	35.8	34.5	36.7	36	38.3	36.14	37.15	36.14
20 - 21	34.5	38.3	37.1	35.9	34.8	40.8	37.5	36.12	39.15	36.12
21 - 22	36.7	37.9	37.9	35	34.7	34.5	40	36.44	37.25	36.44
22 - 23	35	42.5	37.5	40	41.7	36.9	50	39.34	43.45	39.34
23 - 24	45	33.3	35	35	35	40	35	36.66	37.5	36.66

Summary of Violators

2024 April Cheddington Road

from Wed-Mar-13-2024-02-00-PM to Mon-Apr-29-2024-11-59-AM

Starting Hour	Count	Average Speed of all Traffic	Violator Counts	Average Speed of Violators
00:00:00	0	N/A	N/A	N/A
01:00:00	0	N/A	N/A	N/A
02:00:00	0	N/A	N/A	N/A
03:00:00	0	N/A	N/A	N/A
04:00:00	0	N/A	N/A	N/A
05:00:00	0	N/A	N/A	N/A
06:00:00	0	N/A	N/A	N/A
07:00:00	0	N/A	N/A	N/A
08:00:00	0	N/A	N/A	N/A
09:00:00	0	N/A	N/A	N/A
10:00:00	0	N/A	N/A	N/A
11:00:00	0	N/A	N/A	N/A
12:00:00	0	N/A	N/A	N/A
13:00:00	0	N/A	N/A	N/A
14:00:00	20	13.3	1	37.5
15:00:00	75	7.3	10	39.0
16:00:00	74	7.0	11	38.9
17:00:00	84	6.6	17	38.7
18:00:00	75	8.6	8	40.0
19:00:00	40	10.9	4	37.5
20:00:00	30	12.2	7	37.5
21:00:00	13	20.0	3	40.8
22:00:00	13	22.5	2	42.5
23:00:00	4	23.1	0	0.0
00:00:00	1	22.5	0	0.0
01:00:00	1	27.5	0	0.0
02:00:00	0	N/A	N/A	N/A
03:00:00	3	24.2	1	37.5
04:00:00	0	N/A	N/A	N/A
05:00:00	11	21.6	4	38.8
06:00:00	10	21.8	2	37.5
07:00:00	60	8.6	13	38.7
08:00:00	112	5.8	12	39.6
09:00:00	71	6.6	3	37.5
10:00:00	62	8.8	8	40.0
11:00:00	68	7.6	4	38.8
12:00:00	59	10.0	9	39.7
13:00:00	45	14.2	9	39.7
14:00:00	55	7.0	5	37.5
15:00:00	61	8.2	13	37.9
16:00:00	63	9.7	11	39.3
17:00:00	77	7.1	13	37.9
18:00:00	49	8.5	5	39.5
19:00:00	51	7.7	8	38.8
20:00:00	27	13.1	2	37.5
21:00:00	23	14.0	4	37.5
22:00:00	18	22.4	4	38.8
23:00:00	1	57.5	1	57.5

Summary of Violators
 2024 April Cheddington Road

from Wed-Mar-13-2024-02-00-PM to Mon-Apr-29-2024-11-59-AM

00:00:00	0	N/A	N/A	N/A
01:00:00	3	24.2	0	0.0
02:00:00	0	N/A	N/A	N/A
03:00:00	4	25.0	0	0.0
04:00:00	0	N/A	N/A	N/A
05:00:00	5	38.5	4	40.0
06:00:00	8	30.6	2	40.0
07:00:00	54	11.7	14	38.9
08:00:00	97	6.3	19	38.6
09:00:00	71	7.7	10	38.5
10:00:00	63	7.9	6	38.3
11:00:00	57	9.2	8	39.4
12:00:00	65	8.4	13	37.9
13:00:00	147	3.2	5	38.5
14:00:00	66	6.2	3	37.5
15:00:00	83	7.4	18	38.6
16:00:00	80	6.4	15	38.5
17:00:00	68	7.2	14	37.9
18:00:00	94	6.6	15	38.8
19:00:00	47	7.9	8	37.5
20:00:00	30	15.8	5	41.5
21:00:00	17	20.3	2	37.5
22:00:00	11	19.8	2	37.5
23:00:00	6	31.7	1	37.5
00:00:00	6	35.8	3	44.2
01:00:00	1	27.5	0	0.0
02:00:00	0	N/A	N/A	N/A
03:00:00	3	32.5	1	37.5
04:00:00	0	N/A	N/A	N/A
05:00:00	4	36.3	2	40.0
06:00:00	7	27.1	3	39.2
07:00:00	10	24.5	3	40.8
08:00:00	32	13.6	9	38.6
09:00:00	75	8.1	13	39.0
10:00:00	68	8.9	13	38.3
11:00:00	80	6.5	13	37.9
12:00:00	59	7.7	7	37.5
13:00:00	82	8.3	10	39.0
14:00:00	64	9.0	11	38.4
15:00:00	55	11.1	16	38.8
16:00:00	57	8.2	10	38.0
17:00:00	54	9.7	10	38.5
18:00:00	41	12.1	10	39.0
19:00:00	40	11.5	9	39.2
20:00:00	11	18.0	0	0.0
21:00:00	16	18.9	6	39.2
22:00:00	10	20.0	2	40.0
23:00:00	6	25.4	1	37.5
00:00:00	7	27.5	1	37.5

Summary of Violators
 2024 April Cheddington Road

from Wed-Mar-13-2024-02-00-PM to Mon-Apr-29-2024-11-59-AM

01:00:00	4	35.0	2	37.5
02:00:00	1	32.5	0	0.0
03:00:00	1	7.5	0	0.0
04:00:00	2	20.0	0	0.0
05:00:00	1	37.5	1	37.5
06:00:00	5	35.5	3	39.2
07:00:00	11	19.3	1	37.5
08:00:00	12	22.9	3	40.8
09:00:00	51	12.8	15	40.2
10:00:00	45	10.8	9	38.1
11:00:00	51	8.6	7	38.2
12:00:00	67	7.5	5	39.5
13:00:00	71	7.6	6	40.0
14:00:00	62	7.3	7	37.5
15:00:00	54	10.0	7	38.9
16:00:00	44	11.8	11	38.9
17:00:00	57	9.4	13	39.4
18:00:00	47	12.0	9	41.9
19:00:00	19	17.9	5	37.5
20:00:00	16	22.7	4	43.8
21:00:00	9	23.6	2	37.5
22:00:00	3	35.8	1	47.5
23:00:00	3	32.5	1	37.5
00:00:00	0	N/A	N/A	N/A
01:00:00	1	17.5	0	0.0
02:00:00	0	N/A	N/A	N/A
03:00:00	0	N/A	N/A	N/A
04:00:00	2	27.5	1	42.5
05:00:00	6	32.5	2	40.0
06:00:00	17	22.2	4	41.3
07:00:00	52	10.1	12	40.0
08:00:00	106	6.3	20	39.0
09:00:00	59	6.8	8	38.1
10:00:00	50	10.0	12	38.3
11:00:00	61	7.8	4	38.8
12:00:00	61	8.6	9	39.2
13:00:00	52	8.6	4	38.8
14:00:00	46	11.8	12	39.6
15:00:00	65	9.6	12	39.6
16:00:00	80	6.6	11	39.3
17:00:00	58	9.5	13	39.0
18:00:00	41	12.6	9	39.2
19:00:00	51	7.8	5	37.5
20:00:00	22	17.5	7	38.9
21:00:00	11	17.3	1	37.5
22:00:00	4	30.0	1	37.5
23:00:00	0	N/A	N/A	N/A
00:00:00	0	N/A	N/A	N/A
01:00:00	0	N/A	N/A	N/A

Summary of Violators
 2024 April Cheddington Road

from Wed-Mar-13-2024-02-00-PM to Mon-Apr-29-2024-11-59-AM

02:00:00	0	N/A	N/A	N/A
03:00:00	0	N/A	N/A	N/A
04:00:00	1	32.5	0	0.0
05:00:00	5	23.0	1	37.5
06:00:00	21	12.4	7	37.5
07:00:00	56	11.1	15	39.5
08:00:00	107	4.7	16	37.5
09:00:00	75	6.0	11	37.5
10:00:00	47	8.6	5	38.5
11:00:00	50	10.4	9	38.1
12:00:00	42	13.7	12	39.2
13:00:00	52	10.3	7	38.9
14:00:00	56	10.3	8	39.4
15:00:00	61	8.1	8	38.8
16:00:00	75	7.8	15	40.5
17:00:00	90	4.9	18	37.5
18:00:00	55	8.7	9	38.6
19:00:00	63	8.1	6	40.0
20:00:00	24	14.4	1	42.5
21:00:00	11	21.8	2	37.5
22:00:00	11	21.1	3	40.8
23:00:00	3	27.5	0	0.0
00:00:00	3	25.8	0	0.0
01:00:00	1	7.5	0	0.0
02:00:00	0	N/A	N/A	N/A
03:00:00	1	32.5	0	0.0
04:00:00	0	N/A	N/A	N/A
05:00:00	7	29.3	3	37.5
06:00:00	24	16.1	7	40.4
07:00:00	52	7.9	7	38.2
08:00:00	108	5.9	20	39.3
09:00:00	67	7.3	9	39.2
10:00:00	60	8.5	6	39.2
11:00:00	47	10.5	7	38.9
12:00:00	58	10.7	12	40.4
13:00:00	49	10.6	10	38.5
14:00:00	60	10.3	10	40.0
15:00:00	64	8.2	11	38.0
16:00:00	57	8.9	9	38.6
17:00:00	84	7.0	17	39.6
18:00:00	79	7.1	14	38.2
19:00:00	38	10.9	5	37.5
20:00:00	34	13.7	6	40.0
21:00:00	8	32.5	2	40.0
22:00:00	10	25.5	2	37.5
23:00:00	1	42.5	1	42.5
00:00:00	2	25.0	0	0.0
01:00:00	0	N/A	N/A	N/A
02:00:00	0	N/A	N/A	N/A

Summary of Violators
 2024 April Cheddington Road

from Wed-Mar-13-2024-02-00-PM to Mon-Apr-29-2024-11-59-AM

03:00:00	0	N/A	N/A	N/A
04:00:00	0	N/A	N/A	N/A
05:00:00	6	38.3	4	41.3
06:00:00	25	16.5	7	39.6
07:00:00	55	8.4	11	38.0
08:00:00	92	7.1	16	39.1
09:00:00	79	7.1	9	40.3
10:00:00	45	8.7	5	37.5
11:00:00	54	9.2	7	38.9
12:00:00	57	10.0	12	38.8
13:00:00	43	10.9	4	38.8
14:00:00	53	10.2	6	40.0
15:00:00	65	8.1	12	38.8
16:00:00	72	6.4	9	37.5
17:00:00	73	8.9	19	39.6
18:00:00	59	9.5	10	39.5
19:00:00	43	10.1	6	40.0
20:00:00	22	15.6	2	40.0
21:00:00	15	19.7	3	37.5
22:00:00	13	19.2	3	37.5
23:00:00	4	26.9	3	37.5
00:00:00	1	17.5	0	0.0
01:00:00	3	20.8	0	0.0
02:00:00	0	N/A	N/A	N/A
03:00:00	0	N/A	N/A	N/A
04:00:00	1	42.5	1	42.5
05:00:00	5	33.0	5	41.5
06:00:00	19	19.3	6	39.2
07:00:00	44	12.2	8	39.4
08:00:00	101	5.9	21	38.0
09:00:00	70	6.6	9	38.1
10:00:00	66	8.9	12	40.0
11:00:00	56	8.9	11	38.9
12:00:00	62	9.0	9	38.6
13:00:00	62	8.0	9	38.6
14:00:00	43	10.5	6	40.0
15:00:00	72	8.0	14	38.2
16:00:00	60	11.7	23	39.5
17:00:00	83	7.0	16	39.4
18:00:00	77	6.8	17	39.0
19:00:00	48	9.2	4	38.8
20:00:00	26	16.8	9	41.9
21:00:00	11	24.1	2	40.0
22:00:00	10	24.5	1	42.5
23:00:00	7	28.6	2	45.0
00:00:00	6	22.5	1	47.5
01:00:00	0	N/A	N/A	N/A
02:00:00	0	N/A	N/A	N/A
03:00:00	1	12.5	0	0.0

Summary of Violators
 2024 April Cheddington Road

from Wed-Mar-13-2024-02-00-PM to Mon-Apr-29-2024-11-59-AM

04:00:00	0	N/A	N/A	N/A
05:00:00	5	34.5	2	40.0
06:00:00	6	35.0	3	39.2
07:00:00	17	17.5	5	41.5
08:00:00	37	16.4	10	41.5
09:00:00	68	9.2	19	39.3
10:00:00	70	9.0	16	39.7
11:00:00	58	11.3	12	39.2
12:00:00	96	6.3	12	37.9
13:00:00	122	4.9	12	38.8
14:00:00	52	9.0	8	38.8
15:00:00	58	9.7	12	39.6
16:00:00	42	13.0	10	39.5
17:00:00	53	10.3	16	38.1
18:00:00	46	10.7	5	41.5
19:00:00	39	11.0	7	39.6
20:00:00	21	19.3	8	39.4
21:00:00	21	14.9	1	37.5
22:00:00	14	25.2	3	37.5
23:00:00	7	29.6	0	0.0
00:00:00	9	21.7	2	37.5
01:00:00	6	23.8	1	42.5
02:00:00	5	5.5	0	0.0
03:00:00	1	22.5	0	0.0
04:00:00	2	32.5	0	0.0
05:00:00	4	36.3	2	40.0
06:00:00	2	16.3	0	0.0
07:00:00	10	26.0	5	38.5
08:00:00	20	18.3	8	40.6
09:00:00	51	9.3	7	38.9
10:00:00	47	13.5	10	40.5
11:00:00	69	7.2	13	37.5
12:00:00	66	9.6	15	38.8
13:00:00	63	9.0	12	38.3
14:00:00	64	8.8	10	39.0
15:00:00	67	8.5	8	38.8
16:00:00	53	11.8	13	39.0
17:00:00	46	12.1	10	38.5
18:00:00	38	13.0	6	40.8
19:00:00	18	15.4	3	39.2
20:00:00	11	23.2	3	39.2
21:00:00	8	26.9	4	41.3
22:00:00	10	21.3	3	37.5
23:00:00	1	32.5	0	0.0
00:00:00	2	32.5	1	37.5
01:00:00	2	22.5	0	0.0
02:00:00	0	N/A	N/A	N/A
03:00:00	1	12.5	0	0.0
04:00:00	1	37.5	1	37.5

Summary of Violators
 2024 April Cheddington Road

from Wed-Mar-13-2024-02-00-PM to Mon-Apr-29-2024-11-59-AM

05:00:00	5	30.0	2	45.0
06:00:00	17	21.3	4	40.0
07:00:00	45	11.6	11	38.9
08:00:00	99	7.0	24	39.0
09:00:00	61	7.7	9	39.2
10:00:00	42	10.3	8	38.8
11:00:00	55	9.3	7	38.9
12:00:00	49	10.8	5	38.5
13:00:00	37	12.3	4	40.0
14:00:00	55	10.0	11	40.7
15:00:00	57	8.9	11	38.0
16:00:00	73	8.7	15	39.8
17:00:00	73	7.4	12	40.0
18:00:00	53	9.7	14	39.3
19:00:00	38	12.6	12	37.9
20:00:00	23	20.5	11	42.0
21:00:00	9	24.7	2	37.5
22:00:00	6	28.8	2	40.0
23:00:00	1	42.5	1	42.5
00:00:00	1	27.5	0	0.0
01:00:00	0	N/A	N/A	N/A
02:00:00	0	N/A	N/A	N/A
03:00:00	1	12.5	0	0.0
04:00:00	1	7.5	0	0.0
05:00:00	3	25.0	3	37.5
06:00:00	21	18.6	8	40.6
07:00:00	54	9.5	13	37.9
08:00:00	98	5.8	14	38.6
09:00:00	72	10.3	16	40.0
10:00:00	57	9.0	12	38.3
11:00:00	67	9.6	9	40.3
12:00:00	43	10.2	5	39.5
13:00:00	58	6.6	0	0.0
14:00:00	57	6.8	0	0.0
15:00:00	60	6.8	5	39.5
16:00:00	90	5.4	8	37.5
17:00:00	70	8.7	13	39.8
18:00:00	47	9.6	8	37.5
19:00:00	50	11.1	8	38.8
20:00:00	16	19.4	4	37.5
21:00:00	63	2.4	0	0.0
22:00:00	228	1.0	1	37.5
23:00:00	36	4.7	0	0.0
00:00:00	4	17.5	0	0.0
01:00:00	0	N/A	N/A	N/A
02:00:00	0	N/A	N/A	N/A
03:00:00	0	N/A	N/A	N/A
04:00:00	2	22.5	0	0.0
05:00:00	6	33.3	3	39.2

Summary of Violators
 2024 April Cheddington Road

from Wed-Mar-13-2024-02-00-PM to Mon-Apr-29-2024-11-59-AM

06:00:00	17	17.2	6	39.2
07:00:00	58	8.0	9	37.5
08:00:00	97	6.6	24	38.5
09:00:00	94	4.6	8	38.8
10:00:00	64	7.7	6	37.5
11:00:00	45	12.2	10	38.5
12:00:00	127	4.6	9	38.1
13:00:00	63	8.6	8	40.0
14:00:00	54	6.7	5	37.5
15:00:00	75	7.7	11	38.9
16:00:00	67	9.1	14	39.6
17:00:00	85	7.5	26	38.3
18:00:00	72	7.5	8	39.4
19:00:00	44	8.3	3	42.5
20:00:00	30	11.6	3	39.2
21:00:00	20	17.9	5	40.5
22:00:00	15	18.8	3	37.5
23:00:00	3	35.8	2	40.0
00:00:00	2	13.8	0	0.0
01:00:00	0	N/A	N/A	N/A
02:00:00	1	32.5	0	0.0
03:00:00	2	13.8	0	0.0
04:00:00	1	32.5	0	0.0
05:00:00	2	27.5	0	0.0
06:00:00	22	16.7	8	38.1
07:00:00	46	8.0	7	38.2
08:00:00	78	7.9	18	38.9
09:00:00	75	7.2	15	38.8
10:00:00	56	8.5	5	37.5
11:00:00	76	6.9	8	38.1
12:00:00	49	8.3	3	39.2
13:00:00	53	11.3	8	40.6
14:00:00	88	5.9	11	38.4
15:00:00	63	6.5	6	38.3
16:00:00	75	6.3	10	37.5
17:00:00	64	7.9	9	38.1
18:00:00	81	6.3	8	40.6
19:00:00	98	5.1	6	40.0
20:00:00	21	20.1	6	40.0
21:00:00	14	22.1	3	39.2
22:00:00	13	22.9	3	42.5
23:00:00	8	31.3	2	37.5
00:00:00	5	18.0	0	0.0
01:00:00	1	22.5	0	0.0
02:00:00	0	N/A	N/A	N/A
03:00:00	1	7.5	0	0.0
04:00:00	0	N/A	N/A	N/A
05:00:00	3	35.8	2	42.5
06:00:00	8	27.5	3	40.8

Summary of Violators
 2024 April Cheddington Road

from Wed-Mar-13-2024-02-00-PM to Mon-Apr-29-2024-11-59-AM

07:00:00	13	19.2	2	37.5
08:00:00	19	16.7	6	38.3
09:00:00	53	10.5	7	40.4
10:00:00	51	8.5	7	38.9
11:00:00	52	8.4	3	40.8
12:00:00	73	6.7	12	37.5
13:00:00	45	10.8	8	38.1
14:00:00	66	7.3	14	40.0
15:00:00	62	8.8	14	39.3
16:00:00	60	10.5	15	39.5
17:00:00	45	11.7	8	38.1
18:00:00	52	13.4	10	43.5
19:00:00	41	9.7	4	40.0
20:00:00	16	19.4	2	37.5
21:00:00	14	23.4	7	41.8
22:00:00	9	23.6	1	37.5
23:00:00	2	27.5	0	0.0
00:00:00	1	32.5	0	0.0
01:00:00	1	47.5	1	47.5
02:00:00	0	N/A	N/A	N/A
03:00:00	1	27.5	0	0.0
04:00:00	2	20.0	0	0.0
05:00:00	2	37.5	2	37.5
06:00:00	6	28.8	4	40.0
07:00:00	11	23.0	2	37.5
08:00:00	29	14.4	4	41.3
09:00:00	59	8.6	14	38.6
10:00:00	62	10.6	10	39.0
11:00:00	74	8.4	9	39.2
12:00:00	71	8.7	15	38.2
13:00:00	71	7.9	9	39.2
14:00:00	56	7.6	5	39.5
15:00:00	71	6.7	7	38.2
16:00:00	57	10.2	11	39.8
17:00:00	50	10.7	12	39.2
18:00:00	42	10.4	12	39.2
19:00:00	33	12.4	4	37.5
20:00:00	20	19.3	5	40.5
21:00:00	13	25.0	3	40.8
22:00:00	5	24.0	0	0.0
23:00:00	6	30.0	0	0.0
00:00:00	3	32.5	1	37.5
01:00:00	2	30.0	0	0.0
02:00:00	0	N/A	N/A	N/A
03:00:00	1	37.5	1	37.5
04:00:00	2	25.0	1	42.5
05:00:00	2	32.5	0	0.0
06:00:00	10	24.5	2	37.5
07:00:00	16	24.4	5	38.5

Summary of Violators
 2024 April Cheddington Road

from Wed-Mar-13-2024-02-00-PM to Mon-Apr-29-2024-11-59-AM

08:00:00	29	13.9	5	37.5
09:00:00	55	10.1	13	39.0
10:00:00	42	11.5	8	39.4
11:00:00	62	8.8	8	38.8
12:00:00	42	12.4	7	38.9
13:00:00	68	7.7	7	40.4
14:00:00	60	8.9	7	38.9
15:00:00	51	10.3	9	40.3
16:00:00	38	12.9	9	38.6
17:00:00	49	11.8	10	39.0
18:00:00	37	11.4	4	40.0
19:00:00	16	18.9	4	40.0
20:00:00	9	27.5	3	40.8
21:00:00	6	27.9	1	42.5
22:00:00	5	33.5	2	40.0
23:00:00	1	12.5	0	0.0
00:00:00	1	27.5	0	0.0
01:00:00	0	N/A	N/A	N/A
02:00:00	0	N/A	N/A	N/A
03:00:00	1	32.5	0	0.0
04:00:00	2	37.5	1	42.5
05:00:00	3	25.8	0	0.0
06:00:00	8	26.6	2	50.0
07:00:00	24	14.5	3	39.2
08:00:00	41	12.5	5	39.5
09:00:00	53	12.8	11	40.2
10:00:00	51	10.7	7	38.2
11:00:00	75	9.1	20	39.3
12:00:00	50	9.7	8	38.1
13:00:00	65	8.6	10	39.0
14:00:00	75	7.6	9	39.2
15:00:00	64	9.3	10	40.5
16:00:00	54	9.0	7	38.9
17:00:00	39	11.5	7	38.2
18:00:00	40	13.3	9	38.6
19:00:00	16	16.6	0	0.0
20:00:00	11	18.9	2	37.5
21:00:00	5	31.5	1	42.5
22:00:00	2	40.0	2	40.0
23:00:00	1	32.5	0	0.0
00:00:00	0	N/A	N/A	N/A
01:00:00	1	7.5	0	0.0
02:00:00	1	27.5	0	0.0
03:00:00	2	40.0	2	40.0
04:00:00	5	35.5	2	40.0
05:00:00	11	22.3	2	40.0
06:00:00	37	11.3	4	37.5
07:00:00	79	8.0	23	38.6
08:00:00	50	9.6	7	41.8

Summary of Violators
 2024 April Cheddington Road

from Wed-Mar-13-2024-02-00-PM to Mon-Apr-29-2024-11-59-AM

09:00:00	51	9.1	8	39.4
10:00:00	50	9.0	4	37.5
11:00:00	61	9.3	9	38.6
12:00:00	51	10.8	11	38.4
13:00:00	59	10.3	7	43.9
14:00:00	47	9.1	8	38.8
15:00:00	70	7.8	11	38.4
16:00:00	65	8.8	19	38.3
17:00:00	48	10.8	6	37.5
18:00:00	38	10.6	3	40.8
19:00:00	17	19.9	3	37.5
20:00:00	14	28.8	6	42.5
21:00:00	8	20.6	1	37.5
22:00:00	6	36.7	3	42.5
23:00:00	2	32.5	0	0.0
00:00:00	0	N/A	N/A	N/A
01:00:00	1	7.5	0	0.0
02:00:00	0	N/A	N/A	N/A
03:00:00	2	37.5	2	37.5
04:00:00	5	32.5	2	37.5
05:00:00	17	14.1	2	37.5
06:00:00	46	9.1	7	37.5
07:00:00	72	9.2	23	38.6
08:00:00	59	9.4	14	38.9
09:00:00	60	8.5	7	38.9
10:00:00	62	7.1	6	37.5
11:00:00	58	7.7	11	38.0
12:00:00	51	9.1	9	39.2
13:00:00	57	8.3	8	38.1
14:00:00	69	8.9	11	38.9
15:00:00	60	8.6	11	38.9
16:00:00	86	5.8	18	38.1
17:00:00	75	8.2	15	38.8
18:00:00	33	13.9	10	38.0
19:00:00	15	17.7	3	39.2
20:00:00	12	26.7	3	40.8
21:00:00	7	32.1	2	52.5
22:00:00	4	19.4	0	0.0
23:00:00	3	2.5	0	0.0
00:00:00	6	1.3	0	0.0
01:00:00	1	32.5	0	0.0
02:00:00	0	N/A	N/A	N/A
03:00:00	4	3.8	0	0.0
04:00:00	36	5.3	1	37.5
05:00:00	17	15.7	4	38.8
06:00:00	48	10.7	6	39.2
07:00:00	67	7.6	9	38.6
08:00:00	59	8.3	16	38.4
09:00:00	62	7.9	8	38.1

Summary of Violators
 2024 April Cheddington Road

from Wed-Mar-13-2024-02-00-PM to Mon-Apr-29-2024-11-59-AM

10:00:00	63	7.6	6	38.3
11:00:00	57	9.0	12	37.9
12:00:00	62	9.3	11	40.2
13:00:00	41	12.6	9	38.6
14:00:00	46	12.1	10	39.0
15:00:00	53	10.8	12	40.0
16:00:00	146	3.2	5	39.5
17:00:00	68	7.9	10	38.5
18:00:00	41	10.1	8	37.5
19:00:00	23	15.3	4	41.3
20:00:00	12	18.8	1	37.5
21:00:00	14	19.1	3	37.5
22:00:00	6	30.8	2	42.5
23:00:00	3	14.2	0	0.0
00:00:00	1	17.5	0	0.0
01:00:00	0	N/A	N/A	N/A
02:00:00	0	N/A	N/A	N/A
03:00:00	0	N/A	N/A	N/A
04:00:00	8	30.3	4	38.8
05:00:00	14	18.2	3	39.2
06:00:00	30	16.8	11	39.3
07:00:00	57	7.1	21	37.7
08:00:00	48	10.7	8	38.1
09:00:00	66	7.3	7	38.9
10:00:00	55	8.0	5	40.5
11:00:00	53	9.0	12	38.8
12:00:00	52	10.0	9	39.2
13:00:00	48	10.4	11	38.9
14:00:00	54	11.0	11	40.2
15:00:00	61	10.3	13	40.6
16:00:00	52	10.8	11	39.3
17:00:00	59	9.3	12	40.0
18:00:00	41	10.0	5	37.5
19:00:00	22	22.2	3	42.5
20:00:00	13	16.7	2	37.5
21:00:00	11	17.5	0	0.0
22:00:00	11	16.6	0	0.0
23:00:00	7	18.6	1	42.5
00:00:00	2	37.5	1	42.5
01:00:00	2	30.0	0	0.0
02:00:00	2	32.5	1	37.5
03:00:00	1	32.5	0	0.0
04:00:00	3	34.2	2	37.5
05:00:00	5	26.0	1	37.5
06:00:00	15	25.7	5	39.5
07:00:00	20	21.8	6	40.0
08:00:00	63	8.5	10	38.0
09:00:00	78	7.2	15	38.5
10:00:00	56	11.7	13	40.2

Summary of Violators
2024 April Cheddington Road

from Wed-Mar-13-2024-02-00-PM to Mon-Apr-29-2024-11-59-AM

11:00:00	64	7.7	8	38.8
12:00:00	60	8.1	6	39.2
13:00:00	55	10.3	9	39.2
14:00:00	58	9.0	14	39.3
15:00:00	59	8.9	15	38.2
16:00:00	39	13.7	14	39.6
17:00:00	38	14.0	10	38.5
18:00:00	35	13.3	7	39.6
19:00:00	27	15.0	6	38.3
20:00:00	13	21.7	2	40.0
21:00:00	8	25.0	1	47.5
22:00:00	13	18.3	4	38.8
23:00:00	6	29.6	1	52.5
00:00:00	1	32.5	0	0.0
01:00:00	1	42.5	1	42.5
02:00:00	1	57.5	1	57.5
03:00:00	2	35.0	1	37.5
04:00:00	1	37.5	1	37.5
05:00:00	3	23.3	1	37.5
06:00:00	14	23.2	3	40.8
07:00:00	18	25.0	7	38.9
08:00:00	39	11.0	4	37.5
09:00:00	57	8.9	9	38.1
10:00:00	41	11.3	6	38.3
11:00:00	46	13.3	9	39.7
12:00:00	44	9.9	6	40.8
13:00:00	59	8.0	8	38.1
14:00:00	59	10.4	14	40.4
15:00:00	40	13.3	11	38.9
16:00:00	49	9.8	5	39.5
17:00:00	34	13.4	9	38.1
18:00:00	28	15.9	9	38.1
19:00:00	9	31.7	4	42.5
20:00:00	9	17.5	2	42.5
21:00:00	4	24.4	1	37.5
22:00:00	2	16.3	0	0.0
23:00:00	3	37.5	1	47.5
00:00:00	1	17.5	0	0.0
01:00:00	0	N/A	N/A	N/A
02:00:00	0	N/A	N/A	N/A
03:00:00	1	42.5	1	42.5
04:00:00	2	35.0	1	42.5
05:00:00	12	28.8	4	40.0
06:00:00	37	10.4	9	38.1
07:00:00	52	10.7	11	38.9
08:00:00	66	8.1	11	38.9
09:00:00	73	7.4	11	38.4
10:00:00	74	7.6	8	40.0
11:00:00	92	5.7	10	39.0

Summary of Violators
 2024 April Cheddington Road

from Wed-Mar-13-2024-02-00-PM to Mon-Apr-29-2024-11-59-AM

12:00:00	72	9.0	9	40.3
13:00:00	69	8.2	17	39.0
14:00:00	62	7.4	6	38.3
15:00:00	77	9.0	16	39.4
16:00:00	82	8.4	18	40.0
17:00:00	77	8.8	14	40.0
18:00:00	41	13.6	13	39.4
19:00:00	26	16.1	4	41.3
20:00:00	13	21.7	4	37.5
21:00:00	9	30.3	2	37.5
22:00:00	2	30.0	0	0.0
23:00:00	2	40.0	2	40.0
00:00:00	0	N/A	N/A	N/A
01:00:00	0	N/A	N/A	N/A
02:00:00	2	12.5	0	0.0
03:00:00	1	32.5	0	0.0
04:00:00	4	32.5	1	37.5
05:00:00	30	14.3	6	39.2
06:00:00	105	5.0	8	38.1
07:00:00	86	6.4	13	38.7
08:00:00	81	6.7	10	39.0
09:00:00	63	8.3	10	38.0
10:00:00	56	6.3	3	37.5
11:00:00	97	5.3	14	37.5
12:00:00	62	8.3	8	38.8
13:00:00	57	8.2	7	38.2
14:00:00	50	11.4	19	39.1
15:00:00	58	9.2	12	38.8
16:00:00	75	8.1	12	39.2
17:00:00	65	8.5	20	38.0
18:00:00	46	10.5	9	39.2
19:00:00	22	13.5	1	37.5
20:00:00	8	26.6	2	37.5
21:00:00	14	18.6	3	39.2
22:00:00	8	35.0	3	47.5
23:00:00	4	27.5	0	0.0
00:00:00	0	N/A	N/A	N/A
01:00:00	0	N/A	N/A	N/A
02:00:00	0	N/A	N/A	N/A
03:00:00	0	N/A	N/A	N/A
04:00:00	9	23.9	5	40.5
05:00:00	20	17.6	5	39.5
06:00:00	47	10.2	8	38.8
07:00:00	71	6.8	11	38.4
08:00:00	73	9.3	16	39.4
09:00:00	70	7.8	15	37.8
10:00:00	69	8.9	9	39.2
11:00:00	61	9.6	10	38.0
12:00:00	63	6.3	5	37.5

Summary of Violators
 2024 April Cheddington Road

from Wed-Mar-13-2024-02-00-PM to Mon-Apr-29-2024-11-59-AM

13:00:00	37	12.0	8	38.8
14:00:00	60	10.8	11	40.2
15:00:00	52	10.6	8	40.0
16:00:00	72	7.7	11	38.0
17:00:00	63	7.7	16	38.4
18:00:00	43	11.2	8	39.4
19:00:00	32	13.3	4	40.0
20:00:00	5	26.0	1	37.5
21:00:00	12	17.9	0	0.0
22:00:00	3	29.2	0	0.0
23:00:00	2	37.5	1	42.5
00:00:00	1	22.5	0	0.0
01:00:00	0	N/A	N/A	N/A
02:00:00	1	7.5	0	0.0
03:00:00	0	N/A	N/A	N/A
04:00:00	4	38.8	3	40.8
05:00:00	14	20.2	2	40.0
06:00:00	46	8.3	8	38.1
07:00:00	72	7.6	15	39.2
08:00:00	61	8.2	11	38.9
09:00:00	62	8.4	9	39.7
10:00:00	74	8.4	10	40.0
11:00:00	66	8.3	8	39.4
12:00:00	36	13.1	5	38.5
13:00:00	56	10.7	12	40.4
14:00:00	57	11.8	13	40.2
15:00:00	53	10.8	10	41.0
16:00:00	70	8.1	18	39.7
17:00:00	68	8.0	18	39.2
18:00:00	45	11.8	10	39.5
19:00:00	27	13.5	3	39.2
20:00:00	24	16.0	4	40.0
21:00:00	17	21.0	3	45.8
22:00:00	2	25.0	0	0.0
23:00:00	2	30.0	1	42.5
00:00:00	0	N/A	N/A	N/A
01:00:00	0	N/A	N/A	N/A
02:00:00	2	22.5	0	0.0
03:00:00	2	30.0	0	0.0
04:00:00	4	29.4	4	38.8
05:00:00	15	19.2	5	38.5
06:00:00	32	15.6	5	39.5
07:00:00	76	8.0	14	39.6
08:00:00	51	10.1	13	37.9
09:00:00	65	8.5	11	38.4
10:00:00	59	8.7	7	38.9
11:00:00	69	8.1	20	39.0
12:00:00	55	12.0	13	41.0
13:00:00	72	6.3	6	37.5

Summary of Violators
 2024 April Cheddington Road

from Wed-Mar-13-2024-02-00-PM to Mon-Apr-29-2024-11-59-AM

14:00:00	63	9.0	12	39.6
15:00:00	64	10.2	10	41.0
16:00:00	69	7.5	21	38.7
17:00:00	50	10.6	14	39.6
18:00:00	34	13.2	12	37.9
19:00:00	24	14.3	2	45.0
20:00:00	17	20.1	5	37.5
21:00:00	11	18.2	3	40.8
22:00:00	2	32.5	0	0.0
23:00:00	8	26.3	2	42.5
00:00:00	1	27.5	0	0.0
01:00:00	1	37.5	1	37.5
02:00:00	1	42.5	1	42.5
03:00:00	0	N/A	N/A	N/A
04:00:00	1	37.5	1	37.5
05:00:00	9	28.3	5	38.5
06:00:00	12	26.3	4	40.0
07:00:00	40	14.6	14	38.9
08:00:00	61	10.5	17	38.7
09:00:00	83	6.9	12	38.8
10:00:00	55	9.0	4	37.5
11:00:00	56	10.6	10	40.0
12:00:00	62	9.9	11	39.3
13:00:00	71	7.3	11	38.4
14:00:00	55	9.6	8	38.8
15:00:00	54	12.1	11	39.8
16:00:00	47	10.4	13	38.3
17:00:00	62	8.0	9	38.6
18:00:00	30	16.6	12	40.0
19:00:00	29	15.5	9	39.7
20:00:00	20	18.8	3	45.8
21:00:00	15	13.5	0	0.0
22:00:00	18	17.2	2	37.5
23:00:00	2	30.0	0	0.0
00:00:00	4	32.5	1	42.5
01:00:00	5	25.5	0	0.0
02:00:00	0	N/A	N/A	N/A
03:00:00	0	N/A	N/A	N/A
04:00:00	1	42.5	1	42.5
05:00:00	7	18.6	3	37.5
06:00:00	11	20.7	2	40.0
07:00:00	18	23.6	7	40.4
08:00:00	48	11.0	11	38.0
09:00:00	57	10.0	7	39.6
10:00:00	60	8.8	17	38.1
11:00:00	93	7.4	8	40.0
12:00:00	68	8.7	18	38.9
13:00:00	67	8.4	9	39.7
14:00:00	64	8.6	12	39.2

Summary of Violators
 2024 April Cheddington Road

from Wed-Mar-13-2024-02-00-PM to Mon-Apr-29-2024-11-59-AM

15:00:00	54	9.6	9	39.2
16:00:00	37	16.1	12	40.4
17:00:00	38	17.3	13	41.0
18:00:00	28	15.4	7	39.6
19:00:00	10	24.5	2	37.5
20:00:00	13	21.3	2	40.0
21:00:00	3	34.2	2	40.0
22:00:00	3	40.8	2	45.0
23:00:00	0	N/A	N/A	N/A
00:00:00	1	17.5	0	0.0
01:00:00	0	N/A	N/A	N/A
02:00:00	1	12.5	0	0.0
03:00:00	1	42.5	1	42.5
04:00:00	3	37.5	2	40.0
05:00:00	19	18.6	5	40.5
06:00:00	62	9.4	9	38.6
07:00:00	79	7.1	22	38.4
08:00:00	223	2.5	9	38.6
09:00:00	58	6.9	7	37.5
10:00:00	50	9.5	11	39.3
11:00:00	48	9.5	7	37.5
12:00:00	48	10.8	9	38.6
13:00:00	66	8.4	12	38.8
14:00:00	86	7.5	15	38.8
15:00:00	128	5.5	13	39.4
16:00:00	82	5.9	23	38.2
17:00:00	59	11.1	21	39.2
18:00:00	39	11.3	7	41.1
19:00:00	17	18.4	7	40.4
20:00:00	15	17.3	1	52.5
21:00:00	10	21.8	1	47.5
22:00:00	3	27.5	0	0.0
23:00:00	0	N/A	N/A	N/A
00:00:00	127	0.9	0	0.0
01:00:00	0	N/A	N/A	N/A
02:00:00	1	27.5	0	0.0
03:00:00	1	32.5	0	0.0
04:00:00	4	28.8	1	42.5
05:00:00	18	18.6	6	38.3
06:00:00	49	8.6	11	38.0
07:00:00	97	6.6	20	39.5
08:00:00	71	8.4	15	39.8
09:00:00	54	9.8	6	39.2
10:00:00	54	9.7	9	38.1
11:00:00	59	7.6	8	39.4
12:00:00	71	6.7	4	37.5
13:00:00	52	11.4	11	38.9
14:00:00	75	8.1	18	38.6
15:00:00	67	8.4	9	38.1

Summary of Violators
 2024 April Cheddington Road

from Wed-Mar-13-2024-02-00-PM to Mon-Apr-29-2024-11-59-AM

16:00:00	71	8.3	16	39.4
17:00:00	76	7.7	8	40.0
18:00:00	49	10.4	11	38.4
19:00:00	20	18.8	3	39.2
20:00:00	13	23.5	4	40.0
21:00:00	12	24.0	3	39.2
22:00:00	2	32.5	0	0.0
23:00:00	0	N/A	N/A	N/A
00:00:00	0	N/A	N/A	N/A
01:00:00	0	N/A	N/A	N/A
02:00:00	2	30.0	0	0.0
03:00:00	0	N/A	N/A	N/A
04:00:00	2	40.0	2	40.0
05:00:00	18	19.9	5	41.5
06:00:00	53	8.9	10	38.0
07:00:00	106	6.3	26	38.7
08:00:00	75	9.4	21	40.6
09:00:00	33	11.8	9	37.5
10:00:00	46	9.0	10	38.0
11:00:00	55	11.0	10	39.0
12:00:00	60	8.5	14	38.2
13:00:00	58	9.4	7	38.2
14:00:00	71	7.1	11	38.9
15:00:00	74	6.6	9	38.6
16:00:00	83	7.6	19	38.8
17:00:00	87	7.2	17	39.9
18:00:00	46	10.4	10	38.5
19:00:00	25	13.9	5	38.5
20:00:00	23	16.0	7	38.9
21:00:00	13	24.6	4	42.5
22:00:00	6	24.2	5	37.5
23:00:00	1	27.5	0	0.0
00:00:00	0	N/A	N/A	N/A
01:00:00	0	N/A	N/A	N/A
02:00:00	2	35.0	1	37.5
03:00:00	2	17.5	0	0.0
04:00:00	5	38.5	3	42.5
05:00:00	17	15.3	4	37.5
06:00:00	53	11.1	14	40.4
07:00:00	114	5.8	29	38.5
08:00:00	78	7.5	25	38.9
09:00:00	66	9.2	15	38.2
10:00:00	55	8.5	4	38.8
11:00:00	45	11.0	8	39.4
12:00:00	57	9.6	9	38.6
13:00:00	55	8.7	10	39.0
14:00:00	69	8.3	14	38.6
15:00:00	65	8.6	14	38.6
16:00:00	84	7.6	18	40.0

Summary of Violators
 2024 April Cheddington Road

from Wed-Mar-13-2024-02-00-PM to Mon-Apr-29-2024-11-59-AM

17:00:00	71	8.2	12	38.8
18:00:00	54	8.9	7	39.6
19:00:00	39	10.8	4	37.5
20:00:00	21	14.2	5	39.5
21:00:00	25	17.8	5	39.5
22:00:00	4	15.0	0	0.0
23:00:00	3	30.8	1	42.5
00:00:00	2	22.5	0	0.0
01:00:00	0	N/A	N/A	N/A
02:00:00	1	42.5	1	42.5
03:00:00	1	7.5	0	0.0
04:00:00	3	34.2	1	37.5
05:00:00	15	22.8	3	39.2
06:00:00	46	9.8	9	38.1
07:00:00	83	7.8	20	38.8
08:00:00	84	7.8	23	39.5
09:00:00	60	8.2	8	39.4
10:00:00	62	9.7	9	38.6
11:00:00	64	9.3	8	38.8
12:00:00	54	9.9	10	39.5
13:00:00	62	7.8	11	38.9
14:00:00	67	6.5	7	38.2
15:00:00	86	7.5	15	39.8
16:00:00	74	7.9	23	38.4
17:00:00	52	8.8	12	37.9
18:00:00	64	10.5	22	40.5
19:00:00	28	15.6	7	41.8
20:00:00	13	15.2	0	0.0
21:00:00	11	15.0	0	0.0
22:00:00	3	34.2	1	42.5
23:00:00	3	30.8	0	0.0
00:00:00	2	30.0	0	0.0
01:00:00	1	32.5	0	0.0
02:00:00	1	37.5	1	37.5
03:00:00	1	27.5	0	0.0
04:00:00	4	32.5	2	37.5
05:00:00	6	29.6	3	37.5
06:00:00	17	20.1	6	39.2
07:00:00	35	14.1	14	38.9
08:00:00	56	8.4	11	38.0
09:00:00	80	5.4	9	37.5
10:00:00	77	6.6	7	38.9
11:00:00	64	8.1	7	38.9
12:00:00	75	7.8	12	39.6
13:00:00	84	7.7	24	40.2
14:00:00	60	8.3	10	37.5
15:00:00	46	9.8	5	38.5
16:00:00	46	10.4	11	38.0
17:00:00	63	7.0	11	38.4

Summary of Violators
 2024 April Cheddington Road

from Wed-Mar-13-2024-02-00-PM to Mon-Apr-29-2024-11-59-AM

18:00:00	34	18.0	13	39.0
19:00:00	33	14.2	5	39.5
20:00:00	14	25.7	4	43.8
21:00:00	7	17.1	1	37.5
22:00:00	7	30.4	1	37.5
23:00:00	4	25.6	2	37.5
00:00:00	3	35.8	2	37.5
01:00:00	2	15.0	0	0.0
02:00:00	0	N/A	N/A	N/A
03:00:00	1	37.5	1	37.5
04:00:00	2	32.5	1	42.5
05:00:00	6	18.8	2	40.0
06:00:00	9	27.8	3	39.2
07:00:00	17	21.8	6	38.3
08:00:00	46	10.5	10	39.0
09:00:00	68	7.9	7	38.2
10:00:00	57	10.1	18	38.9
11:00:00	72	7.6	9	38.1
12:00:00	48	9.6	6	37.5
13:00:00	57	9.4	12	39.2
14:00:00	47	10.4	9	39.7
15:00:00	53	9.9	9	39.7
16:00:00	44	10.3	13	39.0
17:00:00	53	8.5	9	37.5
18:00:00	32	12.7	9	38.6
19:00:00	15	13.8	1	37.5
20:00:00	8	24.4	2	37.5
21:00:00	4	25.6	1	42.5
22:00:00	1	32.5	0	0.0
23:00:00	2	40.0	1	47.5
00:00:00	1	17.5	0	0.0
01:00:00	1	42.5	1	42.5
02:00:00	3	17.5	0	0.0
03:00:00	0	N/A	N/A	N/A
04:00:00	7	29.3	3	39.2
05:00:00	12	20.8	5	37.5
06:00:00	51	8.9	12	38.8
07:00:00	88	6.6	20	38.0
08:00:00	68	8.6	12	40.0
09:00:00	48	8.2	7	37.5
10:00:00	65	8.0	12	38.3
11:00:00	55	8.2	5	38.5
12:00:00	41	10.7	3	42.5
13:00:00	43	9.4	5	37.5
14:00:00	69	9.1	16	39.1
15:00:00	61	9.5	13	39.4
16:00:00	75	8.9	17	39.9
17:00:00	51	9.7	9	38.1
18:00:00	45	9.9	10	37.5

Summary of Violators
 2024 April Cheddington Road

from Wed-Mar-13-2024-02-00-PM to Mon-Apr-29-2024-11-59-AM

19:00:00	17	18.4	3	44.2
20:00:00	10	24.0	1	37.5
21:00:00	13	11.3	0	0.0
22:00:00	1	32.5	0	0.0
23:00:00	2	16.3	0	0.0
00:00:00	0	N/A	N/A	N/A
01:00:00	0	N/A	N/A	N/A
02:00:00	1	12.5	0	0.0
03:00:00	1	42.5	1	42.5
04:00:00	1	37.5	1	37.5
05:00:00	14	18.2	3	39.2
06:00:00	51	9.8	15	38.5
07:00:00	106	6.0	22	38.2
08:00:00	64	8.0	8	39.4
09:00:00	52	8.7	7	38.2
10:00:00	52	8.7	5	37.5
11:00:00	56	8.8	6	39.2
12:00:00	35	11.6	6	37.5
13:00:00	65	7.1	9	37.5
14:00:00	73	7.3	19	38.3
15:00:00	61	7.0	8	37.5
16:00:00	78	7.1	16	39.4
17:00:00	71	8.5	13	39.8
18:00:00	55	8.4	7	39.6
19:00:00	18	19.0	5	37.5
20:00:00	15	22.7	5	39.5
21:00:00	9	24.2	1	37.5
22:00:00	3	39.2	3	39.2
23:00:00	1	32.5	0	0.0
00:00:00	1	27.5	0	0.0
01:00:00	0	N/A	N/A	N/A
02:00:00	0	N/A	N/A	N/A
03:00:00	1	37.5	1	37.5
04:00:00	7	26.4	2	40.0
05:00:00	14	17.9	1	37.5
06:00:00	55	9.4	12	37.9
07:00:00	96	6.4	22	39.3
08:00:00	80	8.0	21	38.9
09:00:00	51	9.0	4	37.5
10:00:00	40	11.5	6	39.2
11:00:00	49	12.6	12	39.6
12:00:00	43	14.9	14	40.0
13:00:00	43	11.2	7	38.2
14:00:00	61	8.3	17	37.8
15:00:00	72	8.6	16	38.8
16:00:00	78	7.0	16	38.1
17:00:00	86	7.1	18	38.1
18:00:00	49	11.7	9	40.8
19:00:00	37	10.5	11	38.0

Summary of Violators
 2024 April Cheddington Road

from Wed-Mar-13-2024-02-00-PM to Mon-Apr-29-2024-11-59-AM

20:00:00	9	18.9	1	37.5
21:00:00	16	21.1	4	37.5
22:00:00	4	19.4	0	0.0
23:00:00	0	N/A	N/A	N/A
00:00:00	0	N/A	N/A	N/A
01:00:00	0	N/A	N/A	N/A
02:00:00	0	N/A	N/A	N/A
03:00:00	1	42.5	1	42.5
04:00:00	3	39.2	3	39.2
05:00:00	20	17.5	7	38.9
06:00:00	59	10.2	14	40.7
07:00:00	90	7.8	30	39.7
08:00:00	67	8.7	9	40.3
09:00:00	69	7.5	9	38.1
10:00:00	59	11.2	10	40.0
11:00:00	59	8.7	12	37.9
12:00:00	38	11.6	5	38.5
13:00:00	50	12.0	9	41.4
14:00:00	70	8.0	13	39.4
15:00:00	56	8.9	9	39.7
16:00:00	77	7.4	13	39.4
17:00:00	71	7.9	17	39.0
18:00:00	51	9.3	8	38.8
19:00:00	25	17.8	9	39.7
20:00:00	14	23.4	2	37.5
21:00:00	17	14.1	1	37.5
22:00:00	3	25.8	0	0.0
23:00:00	2	30.0	0	0.0
00:00:00	4	19.4	0	0.0
01:00:00	0	N/A	N/A	N/A
02:00:00	1	32.5	0	0.0
03:00:00	4	22.5	0	0.0
04:00:00	6	28.8	3	39.2
05:00:00	20	16.5	4	38.8
06:00:00	52	9.2	17	38.7
07:00:00	80	7.8	31	39.4
08:00:00	66	8.1	16	38.4
09:00:00	65	8.7	24	38.8
10:00:00	68	8.4	11	39.8
11:00:00	54	9.7	11	38.4
12:00:00	44	10.9	10	38.0
13:00:00	74	7.0	22	37.7
14:00:00	84	7.1	19	39.1
15:00:00	77	8.0	21	38.7
16:00:00	64	10.7	13	41.7
17:00:00	65	8.8	17	40.1
18:00:00	50	11.7	13	38.3
19:00:00	38	13.9	9	40.3
20:00:00	19	16.6	3	37.5

Summary of Violators
 2024 April Cheddington Road

from Wed-Mar-13-2024-02-00-PM to Mon-Apr-29-2024-11-59-AM

21:00:00	12	17.3	1	42.5
22:00:00	9	27.8	3	39.2
23:00:00	6	34.2	3	37.5
00:00:00	0	N/A	N/A	N/A
01:00:00	2	37.5	1	42.5
02:00:00	1	32.5	0	0.0
03:00:00	1	32.5	0	0.0
04:00:00	3	32.5	1	42.5
05:00:00	8	32.5	4	40.0
06:00:00	15	17.3	11	37.5
07:00:00	14	28.6	5	39.5
08:00:00	69	8.3	11	39.3
09:00:00	46	12.1	12	39.2
10:00:00	61	9.4	11	39.3
11:00:00	51	9.8	9	38.6
12:00:00	61	8.0	10	38.0
13:00:00	69	7.0	10	38.0
14:00:00	42	11.8	8	38.8
15:00:00	39	12.4	10	40.0
16:00:00	58	8.0	10	38.0
17:00:00	52	8.4	11	37.5
18:00:00	40	12.7	14	38.9
19:00:00	27	17.3	7	38.9
20:00:00	6	33.3	3	39.2
21:00:00	19	21.7	4	38.8
22:00:00	12	16.9	1	37.5
23:00:00	6	27.9	2	37.5
00:00:00	2	22.5	1	37.5
01:00:00	1	27.5	0	0.0
02:00:00	0	N/A	N/A	N/A
03:00:00	11	2.0	0	0.0
04:00:00	49	3.6	1	37.5
05:00:00	12	15.2	4	37.5
06:00:00	6	25.0	0	0.0
07:00:00	15	23.5	5	39.5
08:00:00	31	13.9	6	38.3
09:00:00	51	11.3	7	41.1
10:00:00	44	11.9	10	39.0
11:00:00	75	8.0	14	38.2
12:00:00	107	5.4	11	38.4
13:00:00	80	8.7	15	39.2
14:00:00	42	13.4	7	40.4
15:00:00	46	9.8	11	38.0
16:00:00	41	12.6	9	38.6
17:00:00	44	13.8	9	42.5
18:00:00	35	16.1	7	40.4
19:00:00	17	18.8	5	40.5
20:00:00	14	20.5	3	39.2
21:00:00	4	30.0	1	37.5

Summary of Violators

2024 April Cheddington Road

from Wed-Mar-13-2024-02-00-PM to Mon-Apr-29-2024-11-59-AM

22:00:00	0	N/A	N/A	N/A
23:00:00	1	42.5	1	42.5

Incoming Histogram

2024 April Cheddington Road

from Wed-Mar-13-2024-02-00-PM to Mon-Apr-29-2024-11-59-AM

Date	Starting Hr:min	<15	15 to <20	20 to <25	25 to <30	30 to <35	35 to <40	40 to <45	45 to <50	50 to <55	55 to <60	60 to <65	65 to <70	70 to <75	75 to <80	80 to <85	85 to <90	90 to <95	95 to <100	100 to >105	Total Counts	Avg Speed (MPH)	85pet Speed	10MPH Pace	% in pace	# of Speeders	% Speeders	
13/03/2024	00:00	*	*	*	*	*	*	*	*	*	*	*	*	*	*	*	*	*	*	*	*	*	*	*	*	*	*	
13/03/2024	01:00	*	*	*	*	*	*	*	*	*	*	*	*	*	*	*	*	*	*	*	*	*	*	*	*	*	*	
13/03/2024	02:00	*	*	*	*	*	*	*	*	*	*	*	*	*	*	*	*	*	*	*	*	*	*	*	*	*	*	
13/03/2024	03:00	*	*	*	*	*	*	*	*	*	*	*	*	*	*	*	*	*	*	*	*	*	*	*	*	*	*	
13/03/2024	04:00	*	*	*	*	*	*	*	*	*	*	*	*	*	*	*	*	*	*	*	*	*	*	*	*	*	*	
13/03/2024	05:00	*	*	*	*	*	*	*	*	*	*	*	*	*	*	*	*	*	*	*	*	*	*	*	*	*	*	
13/03/2024	06:00	*	*	*	*	*	*	*	*	*	*	*	*	*	*	*	*	*	*	*	*	*	*	*	*	*	*	
13/03/2024	07:00	*	*	*	*	*	*	*	*	*	*	*	*	*	*	*	*	*	*	*	*	*	*	*	*	*	*	
13/03/2024	08:00	*	*	*	*	*	*	*	*	*	*	*	*	*	*	*	*	*	*	*	*	*	*	*	*	*	*	
13/03/2024	09:00	*	*	*	*	*	*	*	*	*	*	*	*	*	*	*	*	*	*	*	*	*	*	*	*	*	*	
13/03/2024	10:00	*	*	*	*	*	*	*	*	*	*	*	*	*	*	*	*	*	*	*	*	*	*	*	*	*	*	
13/03/2024	11:00	*	*	*	*	*	*	*	*	*	*	*	*	*	*	*	*	*	*	*	*	*	*	*	*	*	*	
13/03/2024	12:00	*	*	*	*	*	*	*	*	*	*	*	*	*	*	*	*	*	*	*	*	*	*	*	*	*	*	
13/03/2024	13:00	0	0	0	0	0	0	0	0	0	0	0	0	0	0	0	0	0	0	0	0	0	0	0	*	*	*	
13/03/2024	14:00	4	2	6	8	17	1	0	0	0	0	0	0	0	0	0	0	0	0	0	0	38	26.8	33.5	25 to 35	65.8	1	2.6
13/03/2024	15:00	2	0	2	34	18	11	3	1	0	0	0	0	0	0	0	0	0	0	0	0	71	30.6	36.8	25 to 35	73.2	15	21.1
13/03/2024	16:00	1	0	7	36	27	10	1	0	0	0	0	0	0	0	0	0	0	0	0	0	82	29.9	34.8	25 to 35	76.8	11	13.4
13/03/2024	17:00	3	1	6	17	35	10	4	1	0	0	0	0	0	0	0	0	0	0	0	0	77	30.9	36.5	25 to 35	67.5	15	19.5
13/03/2024	18:00	4	1	4	31	22	4	2	0	0	0	0	0	0	0	0	0	0	0	0	0	68	28.7	34.1	25 to 35	77.9	6	8.8
13/03/2024	19:00	1	1	4	13	19	3	0	0	0	0	0	0	0	0	0	0	0	0	0	0	41	29.3	34.2	25 to 35	78.0	3	7.3
13/03/2024	20:00	0	0	1	7	11	7	0	0	0	0	0	0	0	0	0	0	0	0	0	0	26	32	37.1	25 to 35	69.2	7	26.9
13/03/2024	21:00	0	0	1	6	2	1	2	0	0	0	0	0	0	0	0	0	0	0	0	0	12	31	40	25 to 35	66.7	3	25.0
13/03/2024	22:00	0	0	0	2	8	0	2	0	0	0	0	0	0	0	0	0	0	0	0	0	12	33.1	35	25 to 35	83.3	2	16.7
13/03/2024	23:00	0	0	1	0	1	0	0	0	0	0	0	0	0	0	0	0	0	0	0	0	2	27	35	15 to 25	50.0	*	*
24 Hr Summary		15	5	32	154	160	47	14	2	0	0	0	0	0	0	0	0	0	0	0	429	29.9	35	25 to 35	73.2	63	14.7	

Incoming Histogram

2024 April Cheddington Road

from Wed-Mar-13-2024-02-00-PM to Mon-Apr-29-2024-11-59-AM

Date	Starting Hr:min	<15	15 to <20	20 to <25	25 to <30	30 to <35	35 to <40	40 to <45	45 to <50	50 to <55	55 to <60	60 to <65	65 to <70	70 to <75	75 to <80	80 to <85	85 to <90	90 to <95	95 to <100	100 to >105	Total Counts	Avg Speed (MPH)	85pet Speed	10MPH Pace	% in pace	# of Speeders	% Speeders	
14/03/2024	00:00	0	0	0	1	0	0	0	0	0	0	0	0	0	0	0	0	0	0	0	0	1	27	30	20 to 30	100.0	*	*
14/03/2024	01:00	0	0	0	0	0	0	0	0	0	0	0	0	0	0	0	0	0	0	0	0	0	0	0	*	*	*	*
14/03/2024	02:00	0	0	0	0	0	0	0	0	0	0	0	0	0	0	0	0	0	0	0	0	0	0	0	*	*	*	*
14/03/2024	03:00	1	0	0	1	0	1	0	0	0	0	0	0	0	0	0	0	0	0	0	0	3	23.7	40	0 to 10	33.3	1	33.3
14/03/2024	04:00	0	0	0	0	0	0	0	0	0	0	0	0	0	0	0	0	0	0	0	0	0	0	0	*	*	*	*
14/03/2024	05:00	0	0	0	3	6	3	1	0	0	0	0	0	0	0	0	0	0	0	0	0	13	33	38.3	25 to 35	69.2	4	30.8
14/03/2024	06:00	0	0	0	4	11	5	1	1	0	0	0	0	0	0	0	0	0	0	0	0	22	33.7	39	30 to 40	72.7	7	31.8
14/03/2024	07:00	0	4	1	24	31	10	0	1	0	0	0	0	0	0	0	0	0	0	0	0	71	30.7	35	25 to 35	77.5	11	15.5
14/03/2024	08:00	4	3	11	44	34	7	3	0	0	0	0	0	0	0	0	0	0	0	0	0	106	28.6	34.1	25 to 35	73.6	10	9.4
14/03/2024	09:00	5	3	16	29	13	5	0	0	0	0	0	0	0	0	0	0	0	0	0	0	71	26.2	32.7	20 to 30	63.4	5	7.0
14/03/2024	10:00	0	0	4	22	27	4	2	0	1	0	0	0	0	0	0	0	0	0	0	0	60	30.9	34.6	25 to 35	81.7	7	11.7
14/03/2024	11:00	4	3	6	18	28	5	0	1	0	0	0	0	0	0	0	0	0	0	0	0	65	28.7	34.3	25 to 35	70.8	6	9.2
14/03/2024	12:00	2	3	7	19	17	5	2	0	0	0	0	0	0	0	0	0	0	0	0	0	55	28.6	34.7	25 to 35	65.5	7	12.7
14/03/2024	13:00	3	2	3	15	16	4	2	1	0	0	0	0	0	0	0	0	0	0	0	0	46	29.3	35	25 to 35	67.4	7	15.2
14/03/2024	14:00	1	0	4	24	22	7	0	0	0	0	0	0	0	0	0	0	0	0	0	0	58	29.9	34.5	25 to 35	79.3	7	12.1
14/03/2024	15:00	3	0	2	15	30	12	2	0	0	0	0	0	0	0	0	0	0	0	0	0	64	31.2	36.7	25 to 35	70.3	14	21.9
14/03/2024	16:00	2	1	6	26	18	8	4	0	0	0	0	0	0	0	0	0	0	0	0	0	65	29.8	36.2	25 to 35	67.7	12	18.5
14/03/2024	17:00	0	4	3	20	30	9	2	0	0	0	0	0	0	0	0	0	0	0	0	0	68	30.6	35.6	25 to 35	73.5	11	16.2
14/03/2024	18:00	0	0	2	28	25	4	0	0	0	0	0	0	0	0	0	0	0	0	0	0	59	30.1	34	25 to 35	89.8	4	6.8
14/03/2024	19:00	1	2	0	14	19	6	2	0	0	0	0	0	0	0	0	0	0	0	0	0	44	30.7	35.8	25 to 35	75.0	8	18.2
14/03/2024	20:00	0	1	2	5	10	1	0	0	0	0	0	0	0	0	0	0	0	0	0	0	19	29.4	34	25 to 35	78.9	1	5.3
14/03/2024	21:00	0	0	2	9	8	5	1	0	0	0	0	0	0	0	0	0	0	0	0	0	25	31.1	37	25 to 35	68.0	6	24.0
14/03/2024	22:00	1	0	0	5	3	2	0	0	0	0	0	0	0	0	0	0	0	0	0	0	11	29	35	25 to 35	72.7	2	18.2
14/03/2024	23:00	0	0	0	0	0	0	0	0	0	1	0	0	0	0	0	0	0	0	0	0	1	57	60	50 to 60	100.0	1	100.0
24 Hr Summary		27	26	69	326	348	103	22	4	1	1	0	0	0	0	0	0	0	0	0	927	29.7	34.9	25 to 35	72.7	131	14.1	

Incoming Histogram

2024 April Cheddington Road

from Wed-Mar-13-2024-02-00-PM to Mon-Apr-29-2024-11-59-AM

Date	Starting Hr:min	<15	15 to <20	20 to <25	25 to <30	30 to <35	35 to <40	40 to <45	45 to <50	50 to <55	55 to <60	60 to <65	65 to <70	70 to <75	75 to <80	80 to <85	85 to <90	90 to <95	95 to <100	100 to >105	Total Counts	Avg Speed (MPH)	85pet Speed	10MPH Pace	% in pace	# of Speeders	% Speeders	
15/03/2024	00:00	0	1	1	0	1	0	0	0	0	0	0	0	0	0	0	0	0	0	0	0	3	23.7	35	15 to 25	66.7	*	*
15/03/2024	01:00	0	0	0	0	0	0	0	0	0	0	0	0	0	0	0	0	0	0	0	0	0	0	0	*	*	*	*
15/03/2024	02:00	0	0	0	0	0	0	0	0	0	0	0	0	0	0	0	0	0	0	0	0	0	0	0	*	*	*	*
15/03/2024	03:00	1	0	0	2	1	0	0	0	0	0	0	0	0	0	0	0	0	0	0	0	4	24.5	30	25 to 35	75.0	*	*
15/03/2024	04:00	0	0	0	0	0	0	0	0	0	0	0	0	0	0	0	0	0	0	0	0	0	0	0	*	*	*	*
15/03/2024	05:00	0	0	0	1	1	2	2	0	0	0	0	0	0	0	0	0	0	0	0	0	6	36.2	42.5	35 to 45	66.7	4	66.7
15/03/2024	06:00	2	0	0	3	7	2	2	0	0	0	0	0	0	0	0	0	0	0	0	0	16	30.6	40	25 to 35	62.5	4	25.0
15/03/2024	07:00	2	2	1	20	27	12	4	0	0	0	0	0	0	0	0	0	0	0	0	0	68	31.2	37.5	25 to 35	69.1	16	23.5
15/03/2024	08:00	6	3	6	30	31	16	3	0	0	0	0	0	0	0	0	0	0	0	0	0	95	29.6	36.6	25 to 35	64.2	19	20.0
15/03/2024	09:00	1	1	4	25	25	4	2	0	0	0	0	0	0	0	0	0	0	0	0	0	62	29.8	34.4	25 to 35	80.6	6	9.7
15/03/2024	10:00	1	2	7	31	20	7	1	0	0	0	0	0	0	0	0	0	0	0	0	0	69	29	34.5	25 to 35	73.9	8	11.6
15/03/2024	11:00	1	0	3	20	24	6	1	1	0	0	0	0	0	0	0	0	0	0	0	0	56	30.6	35	25 to 35	78.6	8	14.3
15/03/2024	12:00	7	1	1	19	18	10	2	0	0	0	0	0	0	0	0	0	0	0	0	0	58	28.8	36.5	25 to 35	63.8	12	20.7
15/03/2024	13:00	71	40	14	20	19	5	0	0	0	0	0	0	0	0	0	0	0	0	0	0	169	18.5	29.8	10 to 20	50.3	5	3.0
15/03/2024	14:00	0	1	4	23	19	4	0	0	0	0	0	0	0	0	0	0	0	0	0	0	51	29.5	33.9	25 to 35	82.4	4	7.8
15/03/2024	15:00	3	1	3	30	30	15	4	0	0	0	0	0	0	0	0	0	0	0	0	0	86	30.8	37	25 to 35	69.8	19	22.1
15/03/2024	16:00	2	1	5	30	31	16	0	0	1	0	0	0	0	0	0	0	0	0	0	0	86	30.6	36.2	25 to 35	70.9	17	19.8
15/03/2024	17:00	0	0	2	11	28	11	1	0	0	0	0	0	0	0	0	0	0	0	0	0	53	32.2	36.8	25 to 35	73.6	12	22.6
15/03/2024	18:00	2	2	10	38	28	14	2	1	0	0	0	0	0	0	0	0	0	0	0	0	97	29.8	35.7	25 to 35	68.0	17	17.5
15/03/2024	19:00	1	1	2	15	20	4	0	0	0	0	0	0	0	0	0	0	0	0	0	0	43	29.9	34.5	25 to 35	81.4	4	9.3
15/03/2024	20:00	0	0	2	11	7	3	1	0	1	0	0	0	0	0	0	0	0	0	0	0	25	31.1	36.7	25 to 35	72.0	5	20.0
15/03/2024	21:00	1	0	1	5	6	1	0	0	0	0	0	0	0	0	0	0	0	0	0	0	14	28.7	34.2	25 to 35	78.6	1	7.1
15/03/2024	22:00	0	0	1	4	4	2	0	0	0	0	0	0	0	0	0	0	0	0	0	0	11	30.4	35	25 to 35	72.7	2	18.2
15/03/2024	23:00	0	0	1	1	2	1	1	0	0	0	0	0	0	0	0	0	0	0	0	0	6	32	40	25 to 35	50.0	2	33.3
24 Hr Summary		101	56	68	339	349	135	26	2	2	0	0	0	0	0	0	0	0	0	0	1078	28.3	35.1	25 to 35	63.8	165	15.3	

Incoming Histogram

2024 April Cheddington Road

from Wed-Mar-13-2024-02-00-PM to Mon-Apr-29-2024-11-59-AM

Date	Starting Hr:min	<15	15 to <20	20 to <25	25 to <30	30 to <35	35 to <40	40 to <45	45 to <50	50 to <55	55 to <60	60 to <65	65 to <70	70 to <75	75 to <80	80 to <85	85 to <90	90 to <95	95 to <100	100 to >105	Total Counts	Avg Speed (MPH)	85pet Speed	10MPH Pace	% in pace	# of Speeders	% Speeders	
16/03/2024	00:00	0	0	0	1	1	1	0	0	1	0	0	0	0	0	0	0	0	0	0	0	4	37	40	25 to 35	50.0	2	50.0
16/03/2024	01:00	0	0	0	1	0	0	0	0	0	0	0	0	0	0	0	0	0	0	0	0	1	27	30	20 to 30	100.0	*	*
16/03/2024	02:00	0	0	0	0	1	0	0	0	0	0	0	0	0	0	0	0	0	0	0	0	1	32	35	25 to 35	100.0	*	*
16/03/2024	03:00	0	0	0	1	0	1	0	0	0	0	0	0	0	0	0	0	0	0	0	0	2	32	40	20 to 30	50.0	1	50.0
16/03/2024	04:00	0	0	0	0	0	0	0	0	0	0	0	0	0	0	0	0	0	0	0	0	0	0	0	*	*	*	*
16/03/2024	05:00	0	0	0	0	3	2	2	0	0	0	0	0	0	0	0	0	0	0	0	0	7	36.3	42.5	30 to 40	71.4	4	57.1
16/03/2024	06:00	0	1	2	0	0	1	0	0	0	0	0	0	0	0	0	0	0	0	0	0	4	24.8	25	15 to 25	75.0	1	25.0
16/03/2024	07:00	1	1	0	3	12	3	3	0	0	0	0	0	0	0	0	0	0	0	0	0	23	32.1	40	25 to 35	65.2	6	26.1
16/03/2024	08:00	1	1	1	11	14	6	2	0	0	0	0	0	0	0	0	0	0	0	0	0	36	30.8	37.5	25 to 35	69.4	8	22.2
16/03/2024	09:00	4	12	4	22	24	10	1	1	0	0	0	0	0	0	0	0	0	0	0	0	78	28.1	35	25 to 35	59.0	12	15.4
16/03/2024	10:00	1	16	1	17	22	12	2	0	0	0	0	0	0	0	0	0	0	0	0	0	71	28.6	36.2	25 to 35	54.9	14	19.7
16/03/2024	11:00	2	7	4	23	22	12	1	0	0	0	0	0	0	0	0	0	0	0	0	0	71	29.2	35.8	25 to 35	63.4	13	18.3
16/03/2024	12:00	3	4	1	21	24	7	1	0	0	0	0	0	0	0	0	0	0	0	0	0	61	29.3	34.8	25 to 35	73.8	8	13.1
16/03/2024	13:00	5	5	5	26	34	5	2	0	0	0	0	0	0	0	0	0	0	0	0	0	82	28.6	34.3	25 to 35	73.2	7	8.5
16/03/2024	14:00	0	2	5	21	17	13	3	0	0	0	0	0	0	0	0	0	0	0	0	0	61	30.9	37.7	25 to 35	62.3	16	26.2
16/03/2024	15:00	3	0	4	12	26	12	2	1	0	0	0	0	0	0	0	0	0	0	0	0	60	31.3	37.5	25 to 35	63.3	15	25.0
16/03/2024	16:00	1	1	2	14	25	7	0	0	0	0	0	0	0	0	0	0	0	0	0	0	50	30.6	34.8	25 to 35	78.0	7	14.0
16/03/2024	17:00	1	1	3	12	19	10	2	0	0	0	0	0	0	0	0	0	0	0	0	0	48	31.3	37.5	25 to 35	64.6	12	25.0
16/03/2024	18:00	1	0	2	19	15	4	3	0	0	0	0	0	0	0	0	0	0	0	0	0	44	30.5	35	25 to 35	77.3	7	15.9
16/03/2024	19:00	0	0	4	12	10	7	1	1	0	0	0	0	0	0	0	0	0	0	0	0	35	31.2	37.9	25 to 35	62.9	9	25.7
16/03/2024	20:00	0	0	1	1	8	2	0	1	0	0	0	0	0	0	0	0	0	0	0	0	13	33.2	37.5	30 to 40	76.9	3	23.1
16/03/2024	21:00	0	0	0	4	6	3	0	0	0	0	0	0	0	0	0	0	0	0	0	0	13	31.9	36.7	25 to 35	76.9	3	23.1
16/03/2024	22:00	0	0	0	6	1	2	1	0	0	0	0	0	0	0	0	0	0	0	0	0	10	31.2	37.5	25 to 35	70.0	3	30.0
16/03/2024	23:00	0	0	1	3	3	0	0	0	0	0	0	0	0	0	0	0	0	0	0	0	7	28.6	33.3	25 to 35	85.7	*	*
24 Hr Summary		23	51	40	230	287	120	26	4	1	0	0	0	0	0	0	0	0	0	0	782	30	36.4	25 to 35	66.1	151	19.3	

Incoming Histogram

2024 April Cheddington Road

from Wed-Mar-13-2024-02-00-PM to Mon-Apr-29-2024-11-59-AM

Date	Starting Hr:min	<15	15 to <20	20 to <25	25 to <30	30 to <35	35 to <40	40 to <45	45 to <50	50 to <55	55 to <60	60 to <65	65 to <70	70 to <75	75 to <80	80 to <85	85 to <90	90 to <95	95 to <100	100 to >105	Total Counts	Avg Speed (MPH)	85pet Speed	10MPH Pace	% in pace	# of Speeders	% Speeders	
17/03/2024	00:00	0	1	0	2	0	1	0	0	0	0	0	0	0	0	0	0	0	0	0	0	4	27	30	20 to 30	50.0	1	25.0
17/03/2024	01:00	0	0	0	0	2	2	0	0	0	0	0	0	0	0	0	0	0	0	0	0	4	34.5	37.5	30 to 40	100.0	2	50.0
17/03/2024	02:00	0	0	0	0	1	0	0	0	0	0	0	0	0	0	0	0	0	0	0	0	1	32	35	25 to 35	100.0	*	*
17/03/2024	03:00	1	0	0	1	0	0	0	0	0	0	0	0	0	0	0	0	0	0	0	0	2	17	30	0 to 10	50.0	*	*
17/03/2024	04:00	1	0	0	0	0	0	0	0	0	0	0	0	0	0	0	0	0	0	0	0	1	12	15	5 to 15	100.0	*	*
17/03/2024	05:00	0	0	0	1	1	2	1	0	0	0	0	0	0	0	0	0	0	0	0	0	5	35	40	30 to 40	60.0	3	60.0
17/03/2024	06:00	0	0	0	0	0	1	0	0	0	0	0	0	0	0	0	0	0	0	0	0	1	37	40	30 to 40	100.0	1	100.0
17/03/2024	07:00	0	0	1	3	9	2	0	0	0	0	0	0	0	0	0	0	0	0	0	0	15	31.3	35	25 to 35	80.0	2	13.3
17/03/2024	08:00	1	0	0	4	7	3	0	1	0	0	0	0	0	0	0	0	0	0	0	0	16	31.7	38.3	25 to 35	68.8	4	25.0
17/03/2024	09:00	2	2	4	15	19	8	6	1	0	0	0	0	0	0	0	0	0	0	0	0	57	31.2	38.8	25 to 35	59.6	15	26.3
17/03/2024	10:00	1	2	3	17	16	6	2	0	0	0	0	0	0	0	0	0	0	0	0	0	47	29.9	35.8	25 to 35	70.2	8	17.0
17/03/2024	11:00	3	0	4	16	22	8	0	0	0	0	0	0	0	0	0	0	0	0	0	0	53	29.8	35	25 to 35	71.7	8	15.1
17/03/2024	12:00	1	2	2	22	26	2	1	1	0	0	0	0	0	0	0	0	0	0	0	0	57	29.9	34	25 to 35	84.2	4	7.0
17/03/2024	13:00	1	3	6	28	33	5	0	1	0	0	0	0	0	0	0	0	0	0	0	0	77	29.5	34.1	25 to 35	79.2	6	7.8
17/03/2024	14:00	0	7	5	20	25	7	1	0	0	0	0	0	0	0	0	0	0	0	0	0	65	29.2	34.6	25 to 35	69.2	8	12.3
17/03/2024	15:00	3	2	2	13	19	7	4	0	0	0	0	0	0	0	0	0	0	0	0	0	50	30.3	37.1	25 to 35	64.0	11	22.0
17/03/2024	16:00	1	1	4	16	12	5	1	0	0	0	0	0	0	0	0	0	0	0	0	0	40	29.4	35	25 to 35	70.0	6	15.0
17/03/2024	17:00	2	0	0	14	25	10	5	0	0	0	0	0	0	0	0	0	0	0	0	0	56	32.3	38.5	25 to 35	69.6	15	26.8
17/03/2024	18:00	0	1	1	19	19	4	2	0	0	0	1	0	0	0	0	0	0	0	0	0	47	31.3	35	25 to 35	80.9	7	14.9
17/03/2024	19:00	1	1	1	2	4	4	1	0	0	0	0	0	0	0	0	0	0	0	0	0	14	30.4	38.8	30 to 40	57.1	5	35.7
17/03/2024	20:00	0	0	0	5	7	0	2	1	0	0	0	0	0	0	0	0	0	0	0	0	15	33	42.5	25 to 35	80.0	3	20.0
17/03/2024	21:00	0	0	1	4	1	2	0	0	0	0	0	0	0	0	0	0	0	0	0	0	8	29.6	37.5	20 to 30	62.5	2	25.0
17/03/2024	22:00	0	0	0	1	1	0	0	1	0	0	0	0	0	0	0	0	0	0	0	0	3	35.3	50	25 to 35	66.7	1	33.3
17/03/2024	23:00	0	0	0	0	1	1	0	0	0	0	0	0	0	0	0	0	0	0	0	0	2	34.5	40	30 to 40	100.0	1	50.0
24 Hr Summary		18	22	34	203	250	80	26	6	0	0	1	0	0	0	0	0	0	0	0	0	640	30.4	36.1	25 to 35	70.8	113	17.7

Incoming Histogram

2024 April Cheddington Road

from Wed-Mar-13-2024-02-00-PM to Mon-Apr-29-2024-11-59-AM

Date	Starting Hr:min	<15	15 to <20	20 to <25	25 to <30	30 to <35	35 to <40	40 to <45	45 to <50	50 to <55	55 to <60	60 to <65	65 to <70	70 to <75	75 to <80	80 to <85	85 to <90	90 to <95	95 to <100	100 to >105	Total Counts	Avg Speed (MPH)	85pet Speed	10MPH Pace	% in pace	# of Speeders	% Speeders
18/03/2024	00:00	0	0	0	0	0	0	0	0	0	0	0	0	0	0	0	0	0	0	0	0	0	0	*	*	*	*
18/03/2024	01:00	0	1	0	0	0	0	0	0	0	0	0	0	0	0	0	0	0	0	0	1	17	20	10 to 20	100.0	*	*
18/03/2024	02:00	0	0	0	0	0	0	0	0	0	0	0	0	0	0	0	0	0	0	0	0	0	0	*	*	*	*
18/03/2024	03:00	1	0	0	0	0	0	0	0	0	0	0	0	0	0	0	0	0	0	0	1	12	15	5 to 15	100.0	*	*
18/03/2024	04:00	0	0	0	0	0	0	1	0	0	0	0	0	0	0	0	0	0	0	0	1	42	45	35 to 45	100.0	1	100.0
18/03/2024	05:00	0	0	1	2	3	1	1	0	0	0	0	0	0	0	0	0	0	0	0	8	31.4	40	25 to 35	62.5	2	25.0
18/03/2024	06:00	0	0	1	7	9	5	4	0	0	0	0	0	0	0	0	0	0	0	0	26	33.1	40	25 to 35	61.5	9	34.6
18/03/2024	07:00	1	2	3	18	34	7	1	0	0	0	1	0	0	0	0	0	0	0	0	67	30.9	34.9	25 to 35	77.6	9	13.4
18/03/2024	08:00	2	3	7	27	41	17	6	0	0	0	0	0	0	0	0	0	0	0	0	103	31	37.4	25 to 35	66.0	23	22.3
18/03/2024	09:00	1	0	1	17	24	10	0	0	0	0	0	0	0	0	0	0	0	0	0	53	31.2	36	25 to 35	77.4	10	18.9
18/03/2024	10:00	3	1	4	24	10	3	2	0	0	0	0	0	0	0	0	0	0	0	0	47	28	34	25 to 35	72.3	5	10.6
18/03/2024	11:00	2	3	1	24	22	7	1	1	0	0	0	0	0	0	0	0	0	0	0	61	29.9	35	25 to 35	75.4	9	14.8
18/03/2024	12:00	0	4	5	34	13	4	2	0	0	0	0	0	0	0	0	0	0	0	0	62	28.6	33.8	25 to 35	75.8	6	9.7
18/03/2024	13:00	3	1	3	22	20	3	0	1	0	0	0	0	0	0	0	0	0	0	0	53	28.8	34	25 to 35	79.2	4	7.5
18/03/2024	14:00	0	2	1	15	18	9	4	0	0	0	0	0	0	0	0	0	0	0	0	49	31.8	38.3	25 to 35	67.3	13	26.5
18/03/2024	15:00	3	0	4	27	18	9	2	1	0	0	0	0	0	0	0	0	0	0	0	64	29.9	36.1	25 to 35	70.3	12	18.8
18/03/2024	16:00	2	1	2	24	35	7	2	1	0	0	0	0	0	0	0	0	0	0	0	74	30.7	34.9	25 to 35	79.7	10	13.5
18/03/2024	17:00	1	1	5	15	23	12	0	2	0	0	0	0	0	0	0	0	0	0	0	59	31.1	37.1	25 to 35	64.4	14	23.7
18/03/2024	18:00	2	0	5	17	12	6	3	0	0	0	0	0	0	0	0	0	0	0	0	45	29.6	36.7	25 to 35	64.4	9	20.0
18/03/2024	19:00	0	0	4	16	16	5	2	0	0	0	0	0	0	0	0	0	0	0	0	43	30.7	36	25 to 35	74.4	7	16.3
18/03/2024	20:00	0	0	0	7	4	2	0	0	0	0	0	0	0	0	0	0	0	0	0	13	30.4	35	25 to 35	84.6	2	15.4
18/03/2024	21:00	0	0	0	3	7	1	0	0	0	0	0	0	0	0	0	0	0	0	0	11	31.5	34.3	25 to 35	90.9	1	9.1
18/03/2024	22:00	0	0	1	1	1	1	0	0	0	0	0	0	0	0	0	0	0	0	0	4	29.5	35	20 to 30	50.0	1	25.0
18/03/2024	23:00	0	0	0	0	0	0	0	0	0	0	0	0	0	0	0	0	0	0	0	0	0	0	*	*	*	*
24 Hr Summary		21	19	48	300	310	109	31	6	0	0	1	0	0	0	0	0	0	0	0	845	30.3	35.9	25 to 35	72.2	147	17.4

Incoming Histogram

2024 April Cheddington Road

from Wed-Mar-13-2024-02-00-PM to Mon-Apr-29-2024-11-59-AM

Date	Starting Hr:min	<15	15 to <20	20 to <25	25 to <30	30 to <35	35 to <40	40 to <45	45 to <50	50 to <55	55 to <60	60 to <65	65 to <70	70 to <75	75 to <80	80 to <85	85 to <90	90 to <95	95 to <100	100 to >105	Total Counts	Avg Speed (MPH)	85pet Speed	10MPH Pace	% in pace	# of Speeders	% Speeders	
19/03/2024	00:00	0	0	0	0	0	0	0	0	0	0	0	0	0	0	0	0	0	0	0	0	0	0	*	*	*	*	
19/03/2024	01:00	0	0	0	0	0	0	0	0	0	0	0	0	0	0	0	0	0	0	0	0	0	0	*	*	*	*	
19/03/2024	02:00	0	0	0	0	0	0	0	0	0	0	0	0	0	0	0	0	0	0	0	0	0	0	*	*	*	*	
19/03/2024	03:00	0	0	0	0	0	0	0	0	0	0	0	0	0	0	0	0	0	0	0	0	0	0	*	*	*	*	
19/03/2024	04:00	0	0	0	0	1	0	0	0	0	0	0	0	0	0	0	0	0	0	0	0	1	32	35	25 to 35	100.0	*	*
19/03/2024	05:00	0	0	1	3	1	1	0	0	0	0	0	0	0	0	0	0	0	0	0	0	6	28.8	35	20 to 30	66.7	1	16.7
19/03/2024	06:00	0	0	0	4	15	9	0	1	0	0	0	0	0	0	0	0	0	0	0	0	29	33.8	38.3	30 to 40	82.8	10	34.5
19/03/2024	07:00	1	2	5	18	26	11	4	0	0	0	0	0	0	0	0	0	0	0	0	0	67	31	37.3	25 to 35	65.7	15	22.4
19/03/2024	08:00	2	2	3	39	44	18	0	0	0	0	0	0	0	0	0	0	0	0	0	0	108	30.5	35.6	25 to 35	76.9	18	16.7
19/03/2024	09:00	0	1	3	26	23	8	0	0	0	0	0	0	0	0	0	0	0	0	0	0	61	30.2	34.8	25 to 35	80.3	8	13.1
19/03/2024	10:00	1	2	3	22	22	4	2	0	0	0	0	0	0	0	0	0	0	0	0	0	56	29.7	34.5	25 to 35	78.6	6	10.7
19/03/2024	11:00	3	0	1	15	14	7	1	0	0	0	0	0	0	0	0	0	0	0	0	0	41	30	36.4	25 to 35	70.7	8	19.5
19/03/2024	12:00	1	0	3	12	18	8	3	0	0	0	0	0	0	0	0	0	0	0	0	0	45	31.5	37.5	25 to 35	66.7	11	24.4
19/03/2024	13:00	1	1	6	18	20	5	3	1	0	0	0	0	0	0	0	0	0	0	0	0	55	30.3	36	25 to 35	69.1	9	16.4
19/03/2024	14:00	4	1	4	19	22	5	0	0	0	0	0	0	0	0	0	0	0	0	0	0	55	28.7	34.3	25 to 35	74.5	5	9.1
19/03/2024	15:00	4	1	5	24	24	8	2	0	0	0	0	0	0	0	0	0	0	0	0	0	68	29.4	35	25 to 35	70.6	10	14.7
19/03/2024	16:00	0	1	5	30	25	10	6	0	1	0	0	0	0	0	0	0	0	0	0	0	78	31.3	37.5	25 to 35	70.5	17	21.8
19/03/2024	17:00	1	1	3	21	43	17	1	0	0	0	0	0	0	0	0	0	0	0	0	0	87	31.6	36.5	25 to 35	73.6	18	20.7
19/03/2024	18:00	0	2	0	27	24	5	2	0	0	0	0	0	0	0	0	0	0	0	0	0	60	30.4	34.6	25 to 35	85.0	7	11.7
19/03/2024	19:00	1	2	4	17	17	2	2	0	0	0	0	0	0	0	0	0	0	0	0	0	45	29.1	34.1	25 to 35	75.6	4	8.9
19/03/2024	20:00	0	0	3	3	13	0	1	0	0	0	0	0	0	0	0	0	0	0	0	0	20	30.6	34.2	25 to 35	80.0	1	5.0
19/03/2024	21:00	0	2	0	4	5	2	2	0	0	0	0	0	0	0	0	0	0	0	0	0	15	31	40	25 to 35	60.0	4	26.7
19/03/2024	22:00	0	0	1	1	4	1	0	0	0	0	0	0	0	0	0	0	0	0	0	0	7	30.7	35	25 to 35	71.4	1	14.3
19/03/2024	23:00	0	0	0	1	1	0	0	0	0	0	0	0	0	0	0	0	0	0	0	0	2	29.5	35	25 to 35	100.0	*	*
24 Hr Summary		19	18	50	304	362	121	29	2	1	0	0	0	0	0	0	0	0	0	0	0	906	30.5	35.7	25 to 35	73.5	153	16.9

Incoming Histogram

2024 April Cheddington Road

from Wed-Mar-13-2024-02-00-PM to Mon-Apr-29-2024-11-59-AM

Date	Starting Hr:min	<15	15 to <20	20 to <25	25 to <30	30 to <35	35 to <40	40 to <45	45 to <50	50 to <55	55 to <60	60 to <65	65 to <70	70 to <75	75 to <80	80 to <85	85 to <90	90 to <95	95 to <100	100 to >105	Total Counts	Avg Speed (MPH)	85pet Speed	10MPH Pace	% in pace	# of Speeders	% Speeders	
20/03/2024	00:00	0	1	0	1	0	0	0	0	0	0	0	0	0	0	0	0	0	0	0	0	2	22	30	10 to 20	50.0	*	*
20/03/2024	01:00	1	0	0	0	0	0	0	0	0	0	0	0	0	0	0	0	0	0	0	0	1	7	10	0 to 10	100.0	*	*
20/03/2024	02:00	0	0	0	0	0	0	0	0	0	0	0	0	0	0	0	0	0	0	0	0	0	0	0	*	*	*	*
20/03/2024	03:00	0	0	0	0	1	0	0	0	0	0	0	0	0	0	0	0	0	0	0	0	1	32	35	25 to 35	100.0	*	*
20/03/2024	04:00	0	0	0	0	0	0	0	0	0	0	0	0	0	0	0	0	0	0	0	0	0	0	0	*	*	*	*
20/03/2024	05:00	0	0	0	2	4	3	1	0	0	0	0	0	0	0	0	0	0	0	0	0	10	33.6	38.3	30 to 40	70.0	4	40.0
20/03/2024	06:00	0	0	0	7	14	4	1	1	0	0	0	0	0	0	0	0	0	0	0	0	27	32.7	37.5	25 to 35	77.8	6	22.2
20/03/2024	07:00	1	2	0	25	37	8	3	0	0	0	0	0	0	0	0	0	0	0	0	0	76	31.1	35	25 to 35	81.6	11	14.5
20/03/2024	08:00	5	1	4	29	33	15	3	1	0	0	0	0	0	0	0	0	0	0	0	0	91	30.3	36.7	25 to 35	68.1	19	20.9
20/03/2024	09:00	1	1	1	28	32	4	3	1	0	0	0	0	0	0	0	0	0	0	0	0	71	30.7	34.5	25 to 35	84.5	8	11.3
20/03/2024	10:00	3	1	1	20	24	4	1	0	0	0	0	0	0	0	0	0	0	0	0	0	54	29.5	34.4	25 to 35	81.5	5	9.3
20/03/2024	11:00	1	2	2	13	21	9	3	0	0	0	0	0	0	0	0	0	0	0	0	0	51	31.2	37.2	25 to 35	66.7	12	23.5
20/03/2024	12:00	3	2	3	17	16	4	3	0	1	0	0	0	0	0	0	0	0	0	0	0	49	29.6	36.2	25 to 35	67.3	8	16.3
20/03/2024	13:00	0	2	5	19	27	8	1	1	0	0	0	0	0	0	0	0	0	0	0	0	63	30.7	35.6	25 to 35	73.0	10	15.9
20/03/2024	14:00	8	2	4	18	16	7	1	1	0	0	0	0	0	0	0	0	0	0	0	0	57	27.7	35	25 to 35	59.6	9	15.8
20/03/2024	15:00	3	0	3	19	22	12	1	0	0	0	0	0	0	0	0	0	0	0	0	0	60	30.5	36.7	25 to 35	68.3	13	21.7
20/03/2024	16:00	1	1	2	25	28	7	4	0	1	0	0	0	0	0	0	0	0	0	0	0	69	31.2	36.4	25 to 35	76.8	12	17.4
20/03/2024	17:00	0	0	7	29	23	12	3	0	0	0	0	0	0	0	0	0	0	0	0	0	74	30.8	36.7	25 to 35	70.3	15	20.3
20/03/2024	18:00	2	2	6	26	26	10	1	0	0	0	0	0	0	0	0	0	0	0	0	0	73	29.6	35	25 to 35	71.2	11	15.1
20/03/2024	19:00	0	0	3	16	13	5	1	0	0	0	0	0	0	0	0	0	0	0	0	0	38	30.4	35	25 to 35	76.3	6	15.8
20/03/2024	20:00	0	0	2	13	8	4	0	1	0	0	0	0	0	0	0	0	0	0	0	0	28	30.6	36.2	25 to 35	75.0	5	17.9
20/03/2024	21:00	0	0	0	3	3	1	1	0	0	0	0	0	0	0	0	0	0	0	0	0	8	32	40	25 to 35	75.0	2	25.0
20/03/2024	22:00	0	0	0	4	2	1	1	0	0	0	0	0	0	0	0	0	0	0	0	0	8	31.5	40	25 to 35	75.0	2	25.0
20/03/2024	23:00	0	0	0	0	0	0	0	0	0	0	0	0	0	0	0	0	0	0	0	0	0	0	0	*	*	*	*
24 Hr Summary		29	17	43	314	350	118	32	6	2	0	0	0	0	0	0	0	0	0	0	0	911	30.4	35.9	25 to 35	72.9	158	17.3

Incoming Histogram

2024 April Cheddington Road

from Wed-Mar-13-2024-02-00-PM to Mon-Apr-29-2024-11-59-AM

Date	Starting Hr:min	<15	15 to <20	20 to <25	25 to <30	30 to <35	35 to <40	40 to <45	45 to <50	50 to <55	55 to <60	60 to <65	65 to <70	70 to <75	75 to <80	80 to <85	85 to <90	90 to <95	95 to <100	100 to >105	Total Counts	Avg Speed (MPH)	85pet Speed	10MPH Pace	% in pace	# of Speeders	% Speeders	
21/03/2024	00:00	0	1	0	0	1	0	0	0	0	0	0	0	0	0	0	0	0	0	0	0	2	24.5	35	10 to 20	50.0	*	*
21/03/2024	01:00	0	0	0	0	0	0	0	0	0	0	0	0	0	0	0	0	0	0	0	0	0	0	0	*	*	*	*
21/03/2024	02:00	0	0	0	0	0	0	0	0	0	0	0	0	0	0	0	0	0	0	0	0	0	0	0	*	*	*	*
21/03/2024	03:00	0	0	0	0	0	0	0	0	0	0	0	0	0	0	0	0	0	0	0	0	0	0	0	*	*	*	*
21/03/2024	04:00	0	0	0	0	1	0	0	0	0	0	0	0	0	0	0	0	0	0	0	0	1	32	35	25 to 35	100.0	*	*
21/03/2024	05:00	0	0	1	0	2	2	1	1	0	0	0	0	0	0	0	0	0	0	0	0	7	35.6	45	30 to 40	57.1	4	57.1
21/03/2024	06:00	0	1	0	6	10	6	4	0	0	0	0	0	0	0	0	0	0	0	0	0	27	33.3	40	25 to 35	59.3	10	37.0
21/03/2024	07:00	0	1	6	22	31	10	1	0	0	0	0	0	0	0	0	0	0	0	0	0	71	30.7	35	25 to 35	74.6	11	15.5
21/03/2024	08:00	0	1	4	27	47	12	2	1	0	0	0	0	0	0	0	0	0	0	0	0	94	31.4	35.4	25 to 35	78.7	15	16.0
21/03/2024	09:00	2	0	2	24	30	5	1	2	0	0	0	0	0	0	0	0	0	0	0	0	66	30.7	34.7	25 to 35	81.8	8	12.1
21/03/2024	10:00	0	2	2	21	17	5	0	0	0	0	0	0	0	0	0	0	0	0	0	0	47	29.7	34.4	25 to 35	80.9	5	10.6
21/03/2024	11:00	1	7	1	21	19	7	3	0	0	0	0	0	0	0	0	0	0	0	0	0	59	29.4	35.7	25 to 35	67.8	10	16.9
21/03/2024	12:00	1	0	2	13	25	6	3	0	0	0	0	0	0	0	0	0	0	0	0	0	50	31.5	35.8	25 to 35	76.0	9	18.0
21/03/2024	13:00	0	2	5	19	18	4	1	1	0	0	0	0	0	0	0	0	0	0	0	0	50	29.8	34.4	25 to 35	74.0	6	12.0
21/03/2024	14:00	3	3	2	14	20	8	2	0	0	0	0	0	0	0	0	0	0	0	0	0	52	29.7	36.2	25 to 35	65.4	10	19.2
21/03/2024	15:00	1	1	4	30	26	5	1	0	0	0	0	0	0	0	0	0	0	0	0	0	68	29.6	34.2	25 to 35	82.4	6	8.8
21/03/2024	16:00	5	0	2	22	31	13	0	0	0	0	0	0	0	0	0	0	0	0	0	0	73	30.1	35.8	25 to 35	72.6	13	17.8
21/03/2024	17:00	2	1	3	19	26	10	4	4	0	0	0	0	0	0	0	0	0	0	0	0	69	31.9	39	25 to 35	65.2	18	26.1
21/03/2024	18:00	0	1	3	23	26	9	1	0	0	0	0	0	0	0	0	0	0	0	0	0	63	30.7	35.6	25 to 35	77.8	10	15.9
21/03/2024	19:00	0	0	2	10	14	1	1	1	0	0	0	0	0	0	0	0	0	0	0	0	29	31	34.6	25 to 35	82.8	3	10.3
21/03/2024	20:00	0	0	1	8	8	2	0	0	0	0	0	0	0	0	0	0	0	0	0	0	19	30.2	34.4	25 to 35	84.2	2	10.5
21/03/2024	21:00	0	1	1	7	6	2	0	0	0	0	0	0	0	0	0	0	0	0	0	0	17	29.4	34.2	25 to 35	76.5	2	11.8
21/03/2024	22:00	0	0	1	1	4	3	0	0	0	0	0	0	0	0	0	0	0	0	0	0	9	32.2	38.3	30 to 40	77.8	3	33.3
21/03/2024	23:00	0	0	0	0	1	3	0	0	0	0	0	0	0	0	0	0	0	0	0	0	4	36	38.3	30 to 40	100.0	3	75.0
24 Hr Summary		15	22	42	287	363	113	25	10	0	0	0	0	0	0	0	0	0	0	0	877	30.6	35.7	25 to 35	74.1	148	16.9	

Incoming Histogram

2024 April Cheddington Road

from Wed-Mar-13-2024-02-00-PM to Mon-Apr-29-2024-11-59-AM

Date	Starting Hr:min	<15	15 to <20	20 to <25	25 to <30	30 to <35	35 to <40	40 to <45	45 to <50	50 to <55	55 to <60	60 to <65	65 to <70	70 to <75	75 to <80	80 to <85	85 to <90	90 to <95	95 to <100	100 to >105	Total Counts	Avg Speed (MPH)	85pet Speed	10MPH Pace	% in pace	# of Speeders	% Speeders
22/03/2024	00:00	0	1	0	1	0	0	0	0	0	0	0	0	0	0	0	0	0	0	0	2	22	30	10 to 20	50.0	*	*
22/03/2024	01:00	1	0	0	1	0	0	0	0	0	0	0	0	0	0	0	0	0	0	0	2	17	30	0 to 10	50.0	*	*
22/03/2024	02:00	0	0	0	0	0	0	0	0	0	0	0	0	0	0	0	0	0	0	0	0	0	0	*	*	*	*
22/03/2024	03:00	0	0	0	0	0	0	1	0	0	0	0	0	0	0	0	0	0	0	0	1	42	45	35 to 45	100.0	1	100.0
22/03/2024	04:00	0	0	0	0	0	0	2	0	0	0	0	0	0	0	0	0	0	0	0	2	42.5	45	35 to 45	100.0	2	100.0
22/03/2024	05:00	0	0	0	3	3	2	2	0	0	0	0	0	0	0	0	0	0	0	0	10	33.7	40	25 to 35	60.0	4	40.0
22/03/2024	06:00	0	0	0	6	7	4	2	0	0	0	0	0	0	0	0	0	0	0	0	19	32.8	38.8	25 to 35	68.4	6	31.6
22/03/2024	07:00	0	2	2	12	26	7	2	1	0	0	0	0	0	0	0	0	0	0	0	52	31.6	36.4	25 to 35	73.1	10	19.2
22/03/2024	08:00	1	2	8	33	44	21	1	0	0	0	0	0	0	0	0	0	0	0	0	110	30.8	36.4	25 to 35	70.0	22	20.0
22/03/2024	09:00	2	1	5	17	27	6	3	0	0	0	0	0	0	0	0	0	0	0	0	61	30.3	35	25 to 35	72.1	9	14.8
22/03/2024	10:00	2	3	3	22	28	7	5	1	0	0	0	0	0	0	0	0	0	0	0	71	30.6	36.4	25 to 35	70.4	13	18.3
22/03/2024	11:00	1	0	3	31	12	9	0	0	0	0	0	0	0	0	0	0	0	0	0	56	29.5	35.6	25 to 35	76.8	9	16.1
22/03/2024	12:00	3	1	4	16	23	5	0	1	0	0	0	0	0	0	0	0	0	0	0	53	29.5	34.6	25 to 35	73.6	6	11.3
22/03/2024	13:00	1	0	1	20	27	10	3	0	0	0	0	0	0	0	0	0	0	0	0	62	31.6	37	25 to 35	75.8	13	21.0
22/03/2024	14:00	0	0	3	24	25	1	2	0	0	0	0	0	0	0	0	0	0	0	0	55	30.1	34	25 to 35	89.1	3	5.5
22/03/2024	15:00	0	2	2	24	17	17	4	0	0	0	0	0	0	0	0	0	0	0	0	66	31.7	38.2	25 to 35	62.1	21	31.8
22/03/2024	16:00	0	0	3	14	18	16	3	2	0	0	0	0	0	0	0	0	0	0	0	56	33.1	39.1	30 to 40	60.7	21	37.5
22/03/2024	17:00	0	2	6	32	37	8	7	1	0	0	0	0	0	0	0	0	0	0	0	93	31.1	36.2	25 to 35	74.2	16	17.2
22/03/2024	18:00	0	0	3	30	25	10	1	1	0	0	0	0	0	0	0	0	0	0	0	70	30.9	36	25 to 35	78.6	12	17.1
22/03/2024	19:00	0	0	2	15	16	4	0	0	0	0	0	0	0	0	0	0	0	0	0	37	30.4	34.4	25 to 35	83.8	4	10.8
22/03/2024	20:00	0	0	2	3	10	4	2	3	0	0	0	0	0	0	0	0	0	0	0	24	34.5	42.5	30 to 40	58.3	9	37.5
22/03/2024	21:00	0	0	0	5	3	0	2	0	0	0	0	0	0	0	0	0	0	0	0	10	31.6	35	25 to 35	80.0	2	20.0
22/03/2024	22:00	0	0	2	5	4	0	0	0	0	0	0	0	0	0	0	0	0	0	0	11	28.2	32.5	25 to 35	81.8	*	*
22/03/2024	23:00	0	0	0	3	1	1	0	0	1	0	0	0	0	0	0	0	0	0	0	6	33.8	40	25 to 35	66.7	2	33.3
24 Hr Summary		11	14	49	317	353	132	42	10	1	0	0	0	0	0	0	0	0	0	0	929	31	36.7	25 to 35	72.1	185	19.9

Incoming Histogram

2024 April Cheddington Road

from Wed-Mar-13-2024-02-00-PM to Mon-Apr-29-2024-11-59-AM

Date	Starting Hr:min	<15	15 to <20	20 to <25	25 to <30	30 to <35	35 to <40	40 to <45	45 to <50	50 to <55	55 to <60	60 to <65	65 to <70	70 to <75	75 to <80	80 to <85	85 to <90	90 to <95	95 to <100	100 to >105	Total Counts	Avg Speed (MPH)	85pet Speed	10MPH Pace	% in pace	# of Speeders	% Speeders	
23/03/2024	00:00	0	0	0	2	1	0	0	1	0	0	0	0	0	0	0	0	0	0	0	0	4	33.5	35	25 to 35	75.0	1	25.0
23/03/2024	01:00	0	0	0	0	0	0	0	0	0	0	0	0	0	0	0	0	0	0	0	0	0	0	0	*	*	*	*
23/03/2024	02:00	0	0	0	0	0	0	0	0	0	0	0	0	0	0	0	0	0	0	0	0	0	0	0	*	*	*	*
23/03/2024	03:00	1	0	0	0	0	0	0	0	0	0	0	0	0	0	0	0	0	0	0	0	1	12	15	5 to 15	100.0	*	*
23/03/2024	04:00	0	0	0	1	0	0	0	0	0	0	0	0	0	0	0	0	0	0	0	0	1	27	30	20 to 30	100.0	*	*
23/03/2024	05:00	0	0	0	0	2	2	1	0	0	0	0	0	0	0	0	0	0	0	0	0	5	36	40	30 to 40	80.0	3	60.0
23/03/2024	06:00	0	0	1	2	2	1	1	0	0	0	0	0	0	0	0	0	0	0	0	0	7	31.3	40	25 to 35	57.1	2	28.6
23/03/2024	07:00	1	1	0	1	12	4	2	0	1	0	0	0	0	0	0	0	0	0	0	0	22	33	40	30 to 40	72.7	7	31.8
23/03/2024	08:00	0	0	3	10	17	8	3	3	0	0	0	0	0	0	0	0	0	0	0	0	44	33.2	39.4	25 to 35	61.4	14	31.8
23/03/2024	09:00	1	1	1	23	27	12	3	1	0	0	0	0	0	0	0	0	0	0	0	0	69	31.6	37.5	25 to 35	72.5	16	23.2
23/03/2024	10:00	1	0	5	19	26	9	5	0	1	0	0	0	0	0	0	0	0	0	0	0	66	31.7	37.8	25 to 35	68.2	15	22.7
23/03/2024	11:00	10	5	5	10	20	9	3	0	0	0	0	0	0	0	0	0	0	0	0	0	62	27.1	36.7	25 to 35	48.4	12	19.4
23/03/2024	12:00	52	32	14	19	32	10	1	0	0	0	0	0	0	0	0	0	0	0	0	0	160	21.5	33	10 to 20	44.4	11	6.9
23/03/2024	13:00	1	2	8	17	18	8	3	0	0	0	0	0	0	0	0	0	0	0	0	0	57	29.8	36.2	25 to 35	61.4	11	19.3
23/03/2024	14:00	2	1	3	21	19	9	3	0	0	0	0	0	0	0	0	0	0	0	0	0	58	30.3	36.7	25 to 35	69.0	12	20.7
23/03/2024	15:00	4	0	0	9	22	5	4	0	0	0	0	0	0	0	0	0	0	0	0	0	44	30.7	37	25 to 35	70.5	9	20.5
23/03/2024	16:00	0	0	3	9	20	10	4	1	0	0	0	0	0	0	0	0	0	0	0	0	47	33.1	39	30 to 40	63.8	15	31.9
23/03/2024	17:00	2	0	6	16	14	11	0	0	0	0	0	0	0	0	0	0	0	0	0	0	49	29.9	36.8	25 to 35	61.2	11	22.4
23/03/2024	18:00	0	2	2	19	19	3	1	0	1	0	0	0	0	0	0	0	0	0	0	0	47	30.3	34.5	25 to 35	80.9	5	10.6
23/03/2024	19:00	0	0	1	17	12	8	1	0	1	0	0	0	0	0	0	0	0	0	0	0	40	31.8	37.5	25 to 35	72.5	10	25.0
23/03/2024	20:00	0	0	1	6	6	2	2	0	0	0	0	0	0	0	0	0	0	0	0	0	17	31.7	37.5	25 to 35	70.6	4	23.5
23/03/2024	21:00	0	1	3	8	5	2	0	0	0	0	0	0	0	0	0	0	0	0	0	0	19	28.3	34	25 to 35	68.4	2	10.5
23/03/2024	22:00	0	0	1	6	4	2	0	0	0	0	0	0	0	0	0	0	0	0	0	0	13	29.9	35	25 to 35	76.9	2	15.4
23/03/2024	23:00	0	0	0	3	6	1	0	0	0	0	0	0	0	0	0	0	0	0	0	0	10	31.1	34.2	25 to 35	90.0	1	10.0
24 Hr Summary		75	45	57	218	284	116	37	6	4	0	0	0	0	0	0	0	0	0	0	842	29	36.6	25 to 35	59.6	163	19.4	

Incoming Histogram

2024 April Cheddington Road

from Wed-Mar-13-2024-02-00-PM to Mon-Apr-29-2024-11-59-AM

Date	Starting Hr:min	<15	15 to <20	20 to <25	25 to <30	30 to <35	35 to <40	40 to <45	45 to <50	50 to <55	55 to <60	60 to <65	65 to <70	70 to <75	75 to <80	80 to <85	85 to <90	90 to <95	95 to <100	100 to >105	Total Counts	Avg Speed (MPH)	85pet Speed	10MPH Pace	% in pace	# of Speeders	% Speeders	
24/03/2024	00:00	0	0	0	2	2	1	0	0	0	0	0	0	0	0	0	0	0	0	0	0	5	31.2	35	25 to 35	80.0	1	20.0
24/03/2024	01:00	3	0	0	1	1	0	1	0	0	0	0	0	0	0	0	0	0	0	0	0	6	20.5	35	0 to 10	50.0	1	16.7
24/03/2024	02:00	4	0	0	0	0	0	0	0	0	0	0	0	0	0	0	0	0	0	0	0	4	8.5	10	5 to 15	100.0	*	*
24/03/2024	03:00	0	0	1	0	0	0	0	0	0	0	0	0	0	0	0	0	0	0	0	0	1	22	25	15 to 25	100.0	*	*
24/03/2024	04:00	0	0	0	0	2	0	0	0	0	0	0	0	0	0	0	0	0	0	0	0	2	32	35	25 to 35	100.0	*	*
24/03/2024	05:00	0	0	0	0	4	1	1	0	0	0	0	0	0	0	0	0	0	0	0	0	6	34.7	40	30 to 40	83.3	2	33.3
24/03/2024	06:00	0	0	0	0	0	2	1	0	0	0	0	0	0	0	0	0	0	0	0	0	3	39	45	35 to 45	100.0	3	100.0
24/03/2024	07:00	0	2	1	0	4	2	0	0	0	0	0	0	0	0	0	0	0	0	0	0	9	28.9	37.5	30 to 40	66.7	2	22.2
24/03/2024	08:00	0	0	0	2	12	10	2	1	1	0	0	0	0	0	0	0	0	0	0	0	28	35.8	40	30 to 40	78.6	14	50.0
24/03/2024	09:00	7	4	3	16	22	3	2	0	0	0	0	0	0	0	0	0	0	0	0	0	57	27.3	34.1	25 to 35	66.7	5	8.8
24/03/2024	10:00	0	1	3	16	21	9	2	1	0	0	0	0	0	0	0	0	0	0	0	0	53	31.5	37.2	25 to 35	69.8	12	22.6
24/03/2024	11:00	3	2	2	14	28	12	1	0	0	0	0	0	0	0	0	0	0	0	0	0	62	30.6	36.7	25 to 35	67.7	13	21.0
24/03/2024	12:00	3	10	3	19	16	8	2	1	0	0	0	0	0	0	0	0	0	0	0	0	62	28.2	36.2	25 to 35	56.5	11	17.7
24/03/2024	13:00	2	3	5	28	22	13	1	0	0	0	0	0	0	0	0	0	0	0	0	0	74	29.7	36.2	25 to 35	67.6	14	18.9
24/03/2024	14:00	1	4	1	16	26	6	0	0	1	0	0	0	0	0	0	0	0	0	0	0	55	30.2	34.8	25 to 35	76.4	7	12.7
24/03/2024	15:00	2	1	5	26	26	6	3	0	0	0	0	0	0	0	0	0	0	0	0	0	69	29.8	34.8	25 to 35	75.4	9	13.0
24/03/2024	16:00	0	2	4	12	16	12	3	0	0	0	0	0	0	0	0	0	0	0	0	0	49	31.5	38.3	25 to 35	57.1	15	30.6
24/03/2024	17:00	1	3	5	8	21	6	2	1	0	0	0	0	0	0	0	0	0	0	0	0	47	30.4	36.7	25 to 35	61.7	9	19.1
24/03/2024	18:00	1	2	1	9	13	4	0	1	0	0	0	0	0	0	0	0	0	0	0	0	31	30.1	35	25 to 35	71.0	5	16.1
24/03/2024	19:00	0	2	0	7	5	0	2	0	0	0	0	0	0	0	0	0	0	0	0	0	16	29.5	35	25 to 35	75.0	2	12.5
24/03/2024	20:00	0	0	1	1	4	3	2	0	0	0	0	0	0	0	0	0	0	0	0	0	11	34.1	40	30 to 40	63.6	5	45.5
24/03/2024	21:00	0	0	1	1	4	2	1	0	0	0	0	0	0	0	0	0	0	0	0	0	9	32.8	40	30 to 40	66.7	3	33.3
24/03/2024	22:00	0	0	1	3	1	1	0	0	0	0	0	0	0	0	0	0	0	0	0	0	6	28.8	35	20 to 30	66.7	1	16.7
24/03/2024	23:00	0	0	0	0	1	0	0	0	0	0	0	0	0	0	0	0	0	0	0	0	1	32	35	25 to 35	100.0	*	*
24 Hr Summary		27	36	37	181	251	101	26	5	2	0	0	0	0	0	0	0	0	0	0	0	666	30.1	36.7	25 to 35	64.9	134	20.1

Incoming Histogram

2024 April Cheddington Road

from Wed-Mar-13-2024-02-00-PM to Mon-Apr-29-2024-11-59-AM

Date	Starting Hr:min	<15	15 to <20	20 to <25	25 to <30	30 to <35	35 to <40	40 to <45	45 to <50	50 to <55	55 to <60	60 to <65	65 to <70	70 to <75	75 to <80	80 to <85	85 to <90	90 to <95	95 to <100	100 to >105	Total Counts	Avg Speed (MPH)	85pet Speed	10MPH Pace	% in pace	# of Speeders	% Speeders	
25/03/2024	00:00	0	1	0	2	0	1	0	0	0	0	0	0	0	0	0	0	0	0	0	0	4	27	30	20 to 30	50.0	1	25.0
25/03/2024	01:00	0	0	0	0	0	0	0	0	0	0	0	0	0	0	0	0	0	0	0	0	0	0	0	*	*	*	*
25/03/2024	02:00	0	0	0	0	0	0	0	0	0	0	0	0	0	0	0	0	0	0	0	0	0	0	0	*	*	*	*
25/03/2024	03:00	1	0	0	0	0	0	0	0	0	0	0	0	0	0	0	0	0	0	0	0	1	12	15	5 to 15	100.0	*	*
25/03/2024	04:00	0	0	0	0	0	1	0	1	0	0	0	0	0	0	0	0	0	0	0	0	2	42	50	30 to 40	50.0	2	100.0
25/03/2024	05:00	0	0	0	1	3	0	1	0	0	0	0	0	0	0	0	0	0	0	0	0	5	33.2	35	25 to 35	80.0	1	20.0
25/03/2024	06:00	0	1	0	4	10	3	4	0	0	0	0	0	0	0	0	0	0	0	0	0	22	33.2	41.2	25 to 35	63.6	7	31.8
25/03/2024	07:00	0	1	2	16	22	9	1	0	0	0	0	0	0	0	0	0	0	0	0	0	51	31.3	36.1	25 to 35	74.5	10	19.6
25/03/2024	08:00	1	3	5	26	42	20	7	1	0	0	0	0	0	0	0	0	0	0	0	0	105	31.9	38	25 to 35	64.8	28	26.7
25/03/2024	09:00	0	2	0	26	20	3	1	0	0	0	0	0	0	0	0	0	0	0	0	0	52	29.8	34	25 to 35	88.5	4	7.7
25/03/2024	10:00	1	1	2	24	13	7	2	0	0	0	0	0	0	0	0	0	0	0	0	0	50	30	35.7	25 to 35	74.0	9	18.0
25/03/2024	11:00	3	1	5	20	20	4	2	0	0	0	0	0	0	0	0	0	0	0	0	0	55	29.1	34.5	25 to 35	72.7	6	10.9
25/03/2024	12:00	3	2	1	15	15	3	2	0	0	0	0	0	0	0	0	0	0	0	0	0	41	28.8	34.7	25 to 35	73.2	5	12.2
25/03/2024	13:00	2	1	0	18	13	3	2	0	0	0	0	0	0	0	0	0	0	0	0	0	39	29.4	34.6	25 to 35	79.5	5	12.8
25/03/2024	14:00	4	1	1	19	21	8	0	3	0	0	0	0	0	0	0	0	0	0	0	0	57	30.2	36.2	25 to 35	70.2	11	19.3
25/03/2024	15:00	1	2	1	20	23	12	1	1	0	0	0	0	0	0	0	0	0	0	0	0	61	31.2	37.1	25 to 35	70.5	14	23.0
25/03/2024	16:00	2	1	5	23	28	9	8	1	0	0	0	0	0	0	0	0	0	0	0	0	77	31.4	38.3	25 to 35	66.2	18	23.4
25/03/2024	17:00	2	2	7	24	30	5	3	0	0	0	0	0	0	0	0	0	0	0	0	0	73	29.6	34.5	25 to 35	74.0	8	11.0
25/03/2024	18:00	0	1	2	12	15	9	3	0	0	0	0	0	0	0	0	0	0	0	0	0	42	31.9	38.3	25 to 35	64.3	12	28.6
25/03/2024	19:00	0	0	2	10	8	11	1	2	0	0	0	0	0	0	0	0	0	0	0	0	34	33.1	39.1	30 to 40	55.9	14	41.2
25/03/2024	20:00	0	0	2	7	3	4	2	0	0	1	0	0	0	0	0	0	0	0	0	0	19	32.8	40	25 to 35	52.6	7	36.8
25/03/2024	21:00	0	0	0	1	6	3	0	0	0	0	0	0	0	0	0	0	0	0	0	0	10	33.3	36.7	30 to 40	90.0	3	30.0
25/03/2024	22:00	0	0	0	1	1	0	1	0	0	0	0	0	0	0	0	0	0	0	0	0	3	33.7	45	25 to 35	66.7	1	33.3
25/03/2024	23:00	0	0	0	0	0	0	1	0	0	0	0	0	0	0	0	0	0	0	0	0	1	42	45	35 to 45	100.0	1	100.0
24 Hr Summary		20	20	35	269	293	115	42	9	0	1	0	0	0	0	0	0	0	0	0	0	804	30.8	37	25 to 35	69.9	167	20.8

Incoming Histogram

2024 April Cheddington Road

from Wed-Mar-13-2024-02-00-PM to Mon-Apr-29-2024-11-59-AM

Date	Starting Hr:min	<15	15 to <20	20 to <25	25 to <30	30 to <35	35 to <40	40 to <45	45 to <50	50 to <55	55 to <60	60 to <65	65 to <70	70 to <75	75 to <80	80 to <85	85 to <90	90 to <95	95 to <100	100 to >105	Total Counts	Avg Speed (MPH)	85pet Speed	10MPH Pace	% in pace	# of Speeders	% Speeders	
26/03/2024	00:00	0	0	0	1	0	0	0	0	0	0	0	0	0	0	0	0	0	0	0	0	1	27	30	20 to 30	100.0	*	*
26/03/2024	01:00	0	0	0	0	0	0	0	0	0	0	0	0	0	0	0	0	0	0	0	0	0	0	0	*	*	*	*
26/03/2024	02:00	0	0	0	0	0	0	0	0	0	0	0	0	0	0	0	0	0	0	0	0	0	0	0	*	*	*	*
26/03/2024	03:00	1	0	0	0	0	0	0	0	0	0	0	0	0	0	0	0	0	0	0	0	1	12	15	5 to 15	100.0	*	*
26/03/2024	04:00	1	0	0	0	0	0	0	0	0	0	0	0	0	0	0	0	0	0	0	0	1	7	10	0 to 10	100.0	*	*
26/03/2024	05:00	0	0	0	1	2	3	0	0	0	0	0	0	0	0	0	0	0	0	0	0	6	34	38.3	30 to 40	83.3	3	50.0
26/03/2024	06:00	0	1	2	3	7	8	1	2	0	0	0	0	0	0	0	0	0	0	0	0	24	33.6	39.4	30 to 40	62.5	11	45.8
26/03/2024	07:00	3	3	2	19	31	14	1	0	0	0	0	0	0	0	0	0	0	0	0	0	73	30.5	36.4	25 to 35	68.5	15	20.5
26/03/2024	08:00	2	1	4	34	44	9	2	2	0	0	0	0	0	0	0	0	0	0	0	0	98	30.7	34.8	25 to 35	79.6	13	13.3
26/03/2024	09:00	0	2	4	18	17	15	3	1	0	0	0	0	0	0	0	0	0	0	0	0	60	31.8	38.3	25 to 35	58.3	19	31.7
26/03/2024	10:00	1	2	6	23	15	5	1	2	0	0	0	0	0	0	0	0	0	0	0	0	55	29.5	35	25 to 35	69.1	8	14.5
26/03/2024	11:00	6	3	2	36	16	4	3	0	0	0	0	0	0	0	0	0	0	0	0	0	70	27.9	34.1	25 to 35	74.3	7	10.0
26/03/2024	12:00	1	1	3	13	15	3	1	0	0	0	0	0	0	0	0	0	0	0	0	0	37	29.5	34.3	25 to 35	75.7	4	10.8
26/03/2024	13:00	2	3	17	31	15	0	0	0	0	0	0	0	0	0	0	0	0	0	0	0	68	26.4	31.7	20 to 30	70.6	*	*
26/03/2024	14:00	3	2	9	22	8	2	0	0	0	0	0	0	0	0	0	0	0	0	0	0	46	26.3	31.9	20 to 30	67.4	2	4.3
26/03/2024	15:00	2	2	1	23	36	4	0	1	0	0	0	0	0	0	0	0	0	0	0	0	69	30.1	34.3	25 to 35	85.5	5	7.2
26/03/2024	16:00	3	1	8	37	32	10	0	0	0	0	0	0	0	0	0	0	0	0	0	0	91	29.2	34.4	25 to 35	75.8	10	11.0
26/03/2024	17:00	2	1	2	18	32	8	2	2	0	0	0	0	0	0	0	0	0	0	0	0	67	31.1	36.2	25 to 35	74.6	12	17.9
26/03/2024	18:00	0	2	2	17	20	6	1	0	0	0	0	0	0	0	0	0	0	0	0	0	48	30.4	35	25 to 35	77.1	7	14.6
26/03/2024	19:00	1	0	4	15	13	5	1	0	0	0	0	0	0	0	0	0	0	0	0	0	39	29.8	35	25 to 35	71.8	6	15.4
26/03/2024	20:00	0	0	1	6	5	4	0	0	0	0	0	0	0	0	0	0	0	0	0	0	16	31.1	37.5	25 to 35	68.8	4	25.0
26/03/2024	21:00	98	0	1	3	0	0	0	0	0	0	0	0	0	0	0	0	0	0	0	0	102	8.4	9.7	5 to 15	96.1	*	*
26/03/2024	22:00	187	0	0	2	2	1	0	0	0	0	0	0	0	0	0	0	0	0	0	0	192	9.5	12.7	5 to 15	97.4	1	0.5
26/03/2024	23:00	29	0	0	0	2	0	0	0	0	0	0	0	0	0	0	0	0	0	0	0	31	9.5	10	5 to 15	93.5	*	*
24 Hr Summary		342	24	68	322	312	101	16	10	0	0	0	0	0	0	0	0	0	0	0	1195	24.1	34.2	25 to 35	53.1	127	10.6	

Incoming Histogram

2024 April Cheddington Road

from Wed-Mar-13-2024-02-00-PM to Mon-Apr-29-2024-11-59-AM

Date	Starting Hr:min	<15	15 to <20	20 to <25	25 to <30	30 to <35	35 to <40	40 to <45	45 to <50	50 to <55	55 to <60	60 to <65	65 to <70	70 to <75	75 to <80	80 to <85	85 to <90	90 to <95	95 to <100	100 to >105	Total Counts	Avg Speed (MPH)	85pet Speed	10MPH Pace	% in pace	# of Speeders	% Speeders	
27/03/2024	00:00	0	1	0	0	1	0	0	0	0	0	0	0	0	0	0	0	0	0	0	0	2	24.5	35	10 to 20	50.0	*	*
27/03/2024	01:00	0	0	0	0	0	0	0	0	0	0	0	0	0	0	0	0	0	0	0	0	0	0	0	*	*	*	*
27/03/2024	02:00	0	0	0	0	0	0	0	0	0	0	0	0	0	0	0	0	0	0	0	0	0	0	0	*	*	*	*
27/03/2024	03:00	0	1	0	0	0	0	0	0	0	0	0	0	0	0	0	0	0	0	0	0	1	17	20	10 to 20	100.0	*	*
27/03/2024	04:00	0	0	0	1	0	0	0	0	0	0	0	0	0	0	0	0	0	0	0	0	1	27	30	20 to 30	100.0	*	*
27/03/2024	05:00	0	0	3	1	1	2	1	0	0	0	0	0	0	0	0	0	0	0	0	0	8	30.3	40	20 to 30	50.0	3	37.5
27/03/2024	06:00	0	1	0	4	9	6	2	0	0	0	0	0	0	0	0	0	0	0	0	0	22	33	39.2	30 to 40	68.2	8	36.4
27/03/2024	07:00	4	2	5	24	28	14	1	0	0	0	0	0	0	0	0	0	0	0	0	0	78	29.9	36.1	25 to 35	66.7	15	19.2
27/03/2024	08:00	1	1	6	32	38	14	6	0	0	0	0	0	0	0	0	0	0	0	0	0	98	31.2	36.8	25 to 35	71.4	20	20.4
27/03/2024	09:00	0	2	0	27	43	6	0	0	0	0	0	0	0	0	0	0	0	0	0	0	78	30.7	34.3	25 to 35	89.7	6	7.7
27/03/2024	10:00	4	2	7	27	20	7	2	0	0	0	0	0	0	0	0	0	0	0	0	0	69	28.6	34.8	25 to 35	68.1	9	13.0
27/03/2024	11:00	4	0	4	20	10	7	0	0	0	0	0	0	0	0	0	0	0	0	0	0	45	28	35	25 to 35	66.7	7	15.6
27/03/2024	12:00	90	2	9	10	9	9	2	0	0	0	0	0	0	0	0	0	0	0	0	0	131	14.7	30	5 to 15	68.7	11	8.4
27/03/2024	13:00	0	1	5	24	16	2	1	1	0	0	0	0	0	0	0	0	0	0	0	0	50	29.4	33.8	25 to 35	80.0	4	8.0
27/03/2024	14:00	1	0	5	34	13	7	0	0	0	0	0	0	0	0	0	0	0	0	0	0	60	29	34.2	25 to 35	78.3	7	11.7
27/03/2024	15:00	1	1	5	35	23	13	0	0	1	0	0	0	0	0	0	0	0	0	0	0	79	30.2	35.8	25 to 35	73.4	14	17.7
27/03/2024	16:00	3	1	2	25	23	10	4	2	0	0	0	0	0	0	0	0	0	0	0	0	70	30.9	38	25 to 35	68.6	16	22.9
27/03/2024	17:00	3	1	7	24	23	18	2	1	0	0	0	0	0	0	0	0	0	0	0	0	79	30.5	37.5	25 to 35	59.5	21	26.6
27/03/2024	18:00	1	2	3	23	32	5	3	0	0	0	0	0	0	0	0	0	0	0	0	0	69	30.4	34.7	25 to 35	79.7	8	11.6
27/03/2024	19:00	0	1	3	21	14	1	1	0	0	0	0	0	0	0	0	0	0	0	0	0	41	29.1	33.6	25 to 35	85.4	2	4.9
27/03/2024	20:00	0	0	2	10	11	2	1	0	0	0	0	0	0	0	0	0	0	0	0	0	26	30.4	34.5	25 to 35	80.8	3	11.5
27/03/2024	21:00	0	2	0	1	9	3	0	0	1	0	0	0	0	0	0	0	0	0	0	0	16	32.3	38.3	30 to 40	75.0	4	25.0
27/03/2024	22:00	0	0	0	5	6	3	0	0	0	0	0	0	0	0	0	0	0	0	0	0	14	31.6	36.7	25 to 35	78.6	3	21.4
27/03/2024	23:00	0	0	0	3	0	1	1	0	0	0	0	0	0	0	0	0	0	0	0	0	5	32.2	40	20 to 30	60.0	2	40.0
24 Hr Summary		112	21	66	351	329	130	27	4	2	0	0	0	0	0	0	0	0	0	0	1042	28.2	35.3	25 to 35	65.3	163	15.6	

Incoming Histogram

2024 April Cheddington Road

from Wed-Mar-13-2024-02-00-PM to Mon-Apr-29-2024-11-59-AM

Date	Starting Hr:min	<15	15 to <20	20 to <25	25 to <30	30 to <35	35 to <40	40 to <45	45 to <50	50 to <55	55 to <60	60 to <65	65 to <70	70 to <75	75 to <80	80 to <85	85 to <90	90 to <95	95 to <100	100 to >105	Total Counts	Avg Speed (MPH)	85pet Speed	10MPH Pace	% in pace	# of Speeders	% Speeders	
28/03/2024	00:00	0	0	0	0	0	0	0	0	0	0	0	0	0	0	0	0	0	0	0	0	0	0	*	*	*	*	
28/03/2024	01:00	0	0	0	0	1	0	0	0	0	0	0	0	0	0	0	0	0	0	0	0	1	32	35	25 to 35	100.0	*	*
28/03/2024	02:00	0	0	0	0	0	0	0	0	0	0	0	0	0	0	0	0	0	0	0	0	0	0	*	*	*	*	
28/03/2024	03:00	0	0	0	2	1	0	0	0	0	0	0	0	0	0	0	0	0	0	0	0	3	29	35	25 to 35	100.0	*	*
28/03/2024	04:00	0	0	0	0	0	0	0	0	0	0	0	0	0	0	0	0	0	0	0	0	0	0	*	*	*	*	
28/03/2024	05:00	0	0	1	1	3	1	0	0	0	0	0	0	0	0	0	0	0	0	0	0	6	30.5	35	25 to 35	66.7	1	16.7
28/03/2024	06:00	0	0	0	3	11	6	2	0	0	0	0	0	0	0	0	0	0	0	0	0	22	33.9	39.2	30 to 40	77.3	8	36.4
28/03/2024	07:00	0	1	6	11	37	9	0	0	0	0	0	0	0	0	0	0	0	0	0	0	64	31.1	34.9	25 to 35	75.0	9	14.1
28/03/2024	08:00	1	2	1	17	40	17	5	1	0	0	0	0	0	0	0	0	0	0	0	0	84	32.4	37.9	25 to 35	67.9	23	27.4
28/03/2024	09:00	0	0	3	21	27	6	2	0	0	0	0	0	0	0	0	0	0	0	0	0	59	31	34.8	25 to 35	81.4	8	13.6
28/03/2024	10:00	0	5	9	34	19	6	0	0	0	0	0	0	0	0	0	0	0	0	0	0	73	28.3	33.7	25 to 35	72.6	6	8.2
28/03/2024	11:00	1	0	6	25	19	6	1	0	0	0	0	0	0	0	0	0	0	0	0	0	58	29.5	34.5	25 to 35	75.9	7	12.1
28/03/2024	12:00	2	1	1	25	17	1	1	0	0	0	0	0	0	0	0	0	0	0	0	0	48	28.6	33.5	25 to 35	87.5	2	4.2
28/03/2024	13:00	0	3	14	32	27	6	4	1	0	0	0	0	0	0	0	0	0	0	0	0	87	29.4	34.6	25 to 35	67.8	11	12.6
28/03/2024	14:00	3	0	1	22	21	7	1	0	0	0	0	0	0	0	0	0	0	0	0	0	55	29.9	35	25 to 35	78.2	8	14.5
28/03/2024	15:00	0	1	1	36	26	9	1	0	0	0	0	0	0	0	0	0	0	0	0	0	74	30.4	34.8	25 to 35	83.8	10	13.5
28/03/2024	16:00	1	0	5	32	24	8	0	0	0	0	0	0	0	0	0	0	0	0	0	0	70	29.7	34.6	25 to 35	80.0	8	11.4
28/03/2024	17:00	4	2	1	18	25	6	3	0	0	0	0	0	0	0	0	0	0	0	0	0	59	29.8	35	25 to 35	72.9	9	15.3
28/03/2024	18:00	73	1	6	25	14	3	4	0	0	0	0	0	0	0	0	0	0	0	0	0	126	17.5	30.7	5 to 15	57.9	7	5.6
28/03/2024	19:00	14	0	3	18	8	4	0	1	0	0	0	0	0	0	0	0	0	0	0	0	48	23.6	33.8	25 to 35	54.2	5	10.4
28/03/2024	20:00	0	0	1	7	4	5	1	1	0	0	0	0	0	0	0	0	0	0	0	0	19	32.5	39	25 to 35	57.9	7	36.8
28/03/2024	21:00	1	0	0	2	6	1	2	1	0	0	0	0	0	0	0	0	0	0	0	0	13	33	42.5	25 to 35	61.5	4	30.8
28/03/2024	22:00	1	0	0	2	7	2	0	0	0	0	0	0	0	0	0	0	0	0	0	0	12	30.6	35	25 to 35	75.0	2	16.7
28/03/2024	23:00	0	0	1	1	2	1	0	0	0	0	0	0	0	0	0	0	0	0	0	0	5	30	35	25 to 35	60.0	1	20.0
24 Hr Summary		101	16	60	334	339	104	27	5	0	0	0	0	0	0	0	0	0	0	0	0	986	28.3	34.8	25 to 35	68.3	136	13.8

Incoming Histogram

2024 April Cheddington Road

from Wed-Mar-13-2024-02-00-PM to Mon-Apr-29-2024-11-59-AM

Date	Starting Hr:min	<15	15 to <20	20 to <25	25 to <30	30 to <35	35 to <40	40 to <45	45 to <50	50 to <55	55 to <60	60 to <65	65 to <70	70 to <75	75 to <80	80 to <85	85 to <90	90 to <95	95 to <100	100 to >105	Total Counts	Avg Speed (MPH)	85pet Speed	10MPH Pace	% in pace	# of Speeders	% Speeders	
29/03/2024	00:00	1	2	0	1	1	0	0	0	0	0	0	0	0	0	0	0	0	0	0	0	5	21.2	30	10 to 20	60.0	*	*
29/03/2024	01:00	0	0	1	0	0	0	0	0	0	0	0	0	0	0	0	0	0	0	0	0	1	22	25	15 to 25	100.0	*	*
29/03/2024	02:00	0	0	0	0	0	0	0	0	0	0	0	0	0	0	0	0	0	0	0	0	0	0	0	*	*	*	*
29/03/2024	03:00	1	0	0	0	0	0	0	0	0	0	0	0	0	0	0	0	0	0	0	0	1	7	10	0 to 10	100.0	*	*
29/03/2024	04:00	0	0	0	0	0	0	0	0	0	0	0	0	0	0	0	0	0	0	0	0	0	0	0	*	*	*	*
29/03/2024	05:00	0	0	1	0	3	0	2	0	0	0	0	0	0	0	0	0	0	0	0	0	6	33.8	42.5	25 to 35	50.0	2	33.3
29/03/2024	06:00	0	0	0	0	6	1	2	0	0	0	0	0	0	0	0	0	0	0	0	0	9	35	42.5	30 to 40	77.8	3	33.3
29/03/2024	07:00	0	0	2	3	7	4	0	0	0	0	0	0	0	0	0	0	0	0	0	0	16	31.4	37.5	30 to 40	68.8	4	25.0
29/03/2024	08:00	0	0	0	4	11	4	2	0	0	0	0	0	0	0	0	0	0	0	0	0	21	33.3	38.8	25 to 35	71.4	6	28.6
29/03/2024	09:00	4	1	4	20	24	3	1	1	0	0	0	0	0	0	0	0	0	0	0	0	58	28.9	34.2	25 to 35	75.9	5	8.6
29/03/2024	10:00	0	0	2	20	20	5	2	0	0	0	0	0	0	0	0	0	0	0	0	0	49	30.9	35	25 to 35	81.6	7	14.3
29/03/2024	11:00	3	1	8	24	24	5	0	1	0	0	0	0	0	0	0	0	0	0	0	0	66	28.8	34.2	25 to 35	72.7	6	9.1
29/03/2024	12:00	4	2	3	18	23	10	0	0	0	0	0	0	0	0	0	0	0	0	0	0	60	29.4	35.5	25 to 35	68.3	10	16.7
29/03/2024	13:00	1	0	1	7	27	8	1	0	1	0	0	0	0	0	0	0	0	0	0	0	46	32.5	36.9	30 to 40	76.1	10	21.7
29/03/2024	14:00	1	0	0	15	31	13	2	1	0	0	0	0	0	0	0	0	0	0	0	0	63	32.5	37.7	25 to 35	73.0	16	25.4
29/03/2024	15:00	3	3	4	17	27	7	5	2	0	0	0	0	0	0	0	0	0	0	0	0	68	30.7	37.9	25 to 35	64.7	14	20.6
29/03/2024	16:00	0	1	4	12	20	9	2	0	0	0	0	0	0	0	0	0	0	0	0	0	48	31.4	37.2	25 to 35	66.7	11	22.9
29/03/2024	17:00	1	3	4	16	23	8	1	1	1	0	0	0	0	0	0	0	0	0	0	0	58	30.6	36.2	25 to 35	67.2	11	19.0
29/03/2024	18:00	0	1	3	15	20	4	3	1	1	0	0	0	0	0	0	0	0	0	0	0	48	31.7	37.5	25 to 35	72.9	9	18.8
29/03/2024	19:00	0	0	3	14	12	1	1	0	0	0	0	0	0	0	0	0	0	0	0	0	31	29.6	33.8	25 to 35	83.9	2	6.5
29/03/2024	20:00	0	0	2	3	8	1	0	0	0	0	0	0	0	0	0	0	0	0	0	0	14	30.1	34.4	25 to 35	78.6	1	7.1
29/03/2024	21:00	0	0	0	5	2	5	1	0	0	0	1	0	0	0	0	0	0	0	0	0	14	35.2	40	25 to 35	50.0	7	50.0
29/03/2024	22:00	0	0	0	4	2	1	0	0	0	0	0	0	0	0	0	0	0	0	0	0	7	30	35	25 to 35	85.7	1	14.3
29/03/2024	23:00	0	0	0	2	0	0	0	0	0	0	0	0	0	0	0	0	0	0	0	0	2	27	30	20 to 30	100.0	*	*
24 Hr Summary		19	14	42	200	291	89	25	7	3	0	1	0	0	0	0	0	0	0	0	691	30.7	36.2	25 to 35	71.1	125	18.1	

Incoming Histogram

2024 April Cheddington Road

from Wed-Mar-13-2024-02-00-PM to Mon-Apr-29-2024-11-59-AM

Date	Starting Hr:min	<15	15 to <20	20 to <25	25 to <30	30 to <35	35 to <40	40 to <45	45 to <50	50 to <55	55 to <60	60 to <65	65 to <70	70 to <75	75 to <80	80 to <85	85 to <90	90 to <95	95 to <100	100 to >105	Total Counts	Avg Speed (MPH)	85pet Speed	10MPH Pace	% in pace	# of Speeders	% Speeders	
30/03/2024	00:00	0	0	0	0	1	0	0	1	0	0	0	0	0	0	0	0	0	0	0	0	2	39.5	50	25 to 35	50.0	1	50.0
30/03/2024	01:00	0	0	0	0	0	0	0	0	0	0	0	0	0	0	0	0	0	0	0	0	0	0	0	*	*	*	*
30/03/2024	02:00	0	0	0	0	0	0	0	0	0	0	0	0	0	0	0	0	0	0	0	0	0	0	0	*	*	*	*
30/03/2024	03:00	0	0	0	1	0	0	0	0	0	0	0	0	0	0	0	0	0	0	0	0	1	27	30	20 to 30	100.0	*	*
30/03/2024	04:00	1	0	0	1	0	1	0	0	0	0	0	0	0	0	0	0	0	0	0	0	3	25.3	40	5 to 15	33.3	1	33.3
30/03/2024	05:00	0	0	0	0	0	1	1	0	0	0	0	0	0	0	0	0	0	0	0	0	2	39.5	45	35 to 45	100.0	2	100.0
30/03/2024	06:00	0	1	1	0	2	3	1	0	0	0	0	0	0	0	0	0	0	0	0	0	8	32.1	40	30 to 40	62.5	4	50.0
30/03/2024	07:00	1	0	1	6	5	2	1	0	0	0	0	0	0	0	0	0	0	0	0	0	16	29.4	37.5	25 to 35	68.8	3	18.8
30/03/2024	08:00	1	1	1	14	17	3	2	0	0	0	0	0	0	0	0	0	0	0	0	0	39	30.3	34.7	25 to 35	79.5	5	12.8
30/03/2024	09:00	1	3	3	14	27	10	3	0	0	0	0	0	0	0	0	0	0	0	0	0	61	31	37	25 to 35	67.2	13	21.3
30/03/2024	10:00	3	8	5	16	20	8	2	1	0	0	0	0	0	0	0	0	0	0	0	0	63	28.6	36.2	25 to 35	57.1	11	17.5
30/03/2024	11:00	5	7	6	26	28	7	2	0	0	0	0	0	0	0	0	0	0	0	0	0	81	28.2	34.5	25 to 35	66.7	9	11.1
30/03/2024	12:00	5	8	2	14	13	12	2	0	0	0	0	0	0	0	0	0	0	0	0	0	56	28.2	37.5	25 to 35	48.2	14	25.0
30/03/2024	13:00	0	3	3	16	37	5	3	0	0	0	0	0	0	0	0	0	0	0	0	0	67	30.9	34.7	25 to 35	79.1	8	11.9
30/03/2024	14:00	1	3	2	30	27	5	0	1	0	0	0	0	0	0	0	0	0	0	0	0	69	29.6	34.3	25 to 35	82.6	6	8.7
30/03/2024	15:00	0	3	2	23	32	6	2	0	0	0	0	0	0	0	0	0	0	0	0	0	68	30.5	34.7	25 to 35	80.9	8	11.8
30/03/2024	16:00	2	0	1	24	18	5	2	1	0	0	0	0	0	0	0	0	0	0	0	0	53	30.3	35	25 to 35	79.2	8	15.1
30/03/2024	17:00	0	1	3	8	15	11	4	0	0	0	0	0	0	0	0	0	0	0	0	0	42	32.7	39.1	30 to 40	61.9	15	35.7
30/03/2024	18:00	2	0	1	14	19	7	4	0	0	0	0	0	0	0	0	0	0	0	0	0	47	31.5	37.9	25 to 35	70.2	11	23.4
30/03/2024	19:00	1	0	1	11	9	3	1	0	0	0	0	0	0	0	0	0	0	0	0	0	26	29.8	35	25 to 35	76.9	4	15.4
30/03/2024	20:00	0	0	0	6	8	2	0	1	0	0	0	0	0	0	0	0	0	0	0	0	17	32.1	35	25 to 35	82.4	3	17.6
30/03/2024	21:00	0	0	1	5	4	1	2	0	0	0	0	0	0	0	0	0	0	0	0	0	13	31.4	40	25 to 35	69.2	3	23.1
30/03/2024	22:00	0	0	0	1	3	0	0	0	0	0	0	0	0	0	0	0	0	0	0	0	4	31	33.3	25 to 35	100.0	*	*
30/03/2024	23:00	0	0	0	3	2	0	0	0	0	0	0	0	0	0	0	0	0	0	0	0	5	29	32.5	25 to 35	100.0	*	*
24 Hr Summary		23	38	33	233	287	92	32	5	0	0	0	0	0	0	0	0	0	0	0	743	30.1	36	25 to 35	70.0	129	17.4	

Incoming Histogram

2024 April Cheddington Road

from Wed-Mar-13-2024-02-00-PM to Mon-Apr-29-2024-11-59-AM

Date	Starting Hr:min	<15	15 to <20	20 to <25	25 to <30	30 to <35	35 to <40	40 to <45	45 to <50	50 to <55	55 to <60	60 to <65	65 to <70	70 to <75	75 to <80	80 to <85	85 to <90	90 to <95	95 to <100	100 to >105	Total Counts	Avg Speed (MPH)	85pet Speed	10MPH Pace	% in pace	# of Speeders	% Speeders	
31/03/2024	00:00	0	0	0	1	1	1	0	0	0	0	0	0	0	0	0	0	0	0	0	0	3	32	40	25 to 35	66.7	1	33.3
31/03/2024	01:00	0	0	0	1	1	0	0	0	0	0	0	0	0	0	0	0	0	0	0	0	2	29.5	35	25 to 35	100.0	*	*
31/03/2024	02:00	0	0	0	0	0	0	0	0	0	0	0	0	0	0	0	0	0	0	0	0	0	0	0	*	*	*	*
31/03/2024	03:00	1	0	0	0	0	1	0	0	0	0	0	0	0	0	0	0	0	0	0	0	2	22	40	0 to 10	50.0	1	50.0
31/03/2024	04:00	0	0	0	0	1	0	1	0	0	0	0	0	0	0	0	0	0	0	0	0	2	37	45	25 to 35	50.0	1	50.0
31/03/2024	05:00	0	0	0	0	2	0	0	0	0	0	0	0	0	0	0	0	0	0	0	0	2	32	35	25 to 35	100.0	*	*
31/03/2024	06:00	0	4	2	1	4	3	0	0	0	0	0	0	0	0	0	0	0	0	0	0	14	27.2	36.7	30 to 40	50.0	3	21.4
31/03/2024	07:00	0	0	0	5	7	3	1	0	0	0	0	0	0	0	0	0	0	0	0	0	16	32.2	38.3	25 to 35	75.0	4	25.0
31/03/2024	08:00	3	4	3	9	10	8	2	0	0	0	0	0	0	0	0	0	0	0	0	0	39	28.9	37.5	25 to 35	48.7	10	25.6
31/03/2024	09:00	2	6	2	13	18	9	1	1	0	0	0	0	0	0	0	0	0	0	0	0	52	29.5	36.7	25 to 35	59.6	11	21.2
31/03/2024	10:00	2	1	2	13	16	5	2	0	0	0	0	0	0	0	0	0	0	0	0	0	41	30.1	36	25 to 35	70.7	7	17.1
31/03/2024	11:00	2	6	8	21	18	5	0	1	0	0	0	0	0	0	0	0	0	0	0	0	61	27.9	34.2	25 to 35	63.9	6	9.8
31/03/2024	12:00	0	0	3	18	17	7	4	0	0	0	0	0	0	0	0	0	0	0	0	0	49	31.4	37.9	25 to 35	71.4	11	22.4
31/03/2024	13:00	1	1	3	29	28	2	2	0	0	0	0	0	0	0	0	0	0	0	0	0	66	29.7	33.9	25 to 35	86.4	4	6.1
31/03/2024	14:00	1	1	5	15	22	4	2	0	0	0	0	0	0	0	0	0	0	0	0	0	50	30	34.5	25 to 35	74.0	6	12.0
31/03/2024	15:00	1	1	2	16	23	6	4	1	0	0	0	0	0	0	0	0	0	0	0	0	54	31.5	37.5	25 to 35	72.2	11	20.4
31/03/2024	16:00	0	2	2	13	13	7	3	0	0	0	0	0	0	0	0	0	0	0	0	0	40	31.1	37.9	25 to 35	65.0	10	25.0
31/03/2024	17:00	2	0	4	9	19	6	2	0	0	0	0	0	0	0	0	0	0	0	0	0	42	30.4	36.7	25 to 35	66.7	8	19.0
31/03/2024	18:00	0	1	3	14	14	2	2	0	0	0	0	0	0	0	0	0	0	0	0	0	36	30	34.6	25 to 35	77.8	4	11.1
31/03/2024	19:00	0	0	1	3	7	3	2	0	0	0	0	0	0	0	0	0	0	0	0	0	16	32.9	40	25 to 35	62.5	5	31.3
31/03/2024	20:00	0	0	0	2	7	0	1	0	0	0	0	0	0	0	0	0	0	0	0	0	10	32.2	34.3	25 to 35	90.0	1	10.0
31/03/2024	21:00	0	0	0	1	2	0	1	0	0	0	0	0	0	0	0	0	0	0	0	0	4	33.3	35	25 to 35	75.0	1	25.0
31/03/2024	22:00	0	0	0	1	1	1	1	0	0	0	0	0	0	0	0	0	0	0	0	0	4	34.5	40	25 to 35	50.0	2	50.0
31/03/2024	23:00	1	0	0	0	0	0	0	0	0	0	0	0	0	0	0	0	0	0	0	0	1	12	15	5 to 15	100.0	*	*
24 Hr Summary		16	27	40	185	231	73	31	3	0	0	0	0	0	0	0	0	0	0	0	606	30.1	36.1	25 to 35	68.6	107	17.7	

Incoming Histogram

2024 April Cheddington Road

from Wed-Mar-13-2024-02-00-PM to Mon-Apr-29-2024-11-59-AM

Date	Starting Hr:min	<15	15 to <20	20 to <25	25 to <30	30 to <35	35 to <40	40 to <45	45 to <50	50 to <55	55 to <60	60 to <65	65 to <70	70 to <75	75 to <80	80 to <85	85 to <90	90 to <95	95 to <100	100 to >105	Total Counts	Avg Speed (MPH)	85pet Speed	10MPH Pace	% in pace	# of Speeders	% Speeders	
01/04/2024	00:00	0	0	0	1	0	0	0	0	0	0	0	0	0	0	0	0	0	0	0	0	1	27	30	20 to 30	100.0	*	*
01/04/2024	01:00	0	0	0	0	0	0	0	0	0	0	0	0	0	0	0	0	0	0	0	0	0	0	0	*	*	*	*
01/04/2024	02:00	0	0	0	0	0	0	0	0	0	0	0	0	0	0	0	0	0	0	0	0	0	0	0	*	*	*	*
01/04/2024	03:00	0	0	0	0	1	0	1	0	0	0	0	0	0	0	0	0	0	0	0	0	2	37	45	25 to 35	50.0	1	50.0
01/04/2024	04:00	0	0	0	0	2	0	0	0	0	0	0	0	0	0	0	0	0	0	0	0	2	32	35	25 to 35	100.0	*	*
01/04/2024	05:00	0	1	0	1	2	0	0	0	1	0	0	0	0	0	0	0	0	0	0	0	5	32.2	35	25 to 35	60.0	1	20.0
01/04/2024	06:00	1	2	0	3	4	0	0	1	0	0	0	0	0	0	0	0	0	0	0	0	11	27.2	33.8	25 to 35	63.6	1	9.1
01/04/2024	07:00	2	0	2	5	14	3	1	0	0	0	0	0	0	0	0	0	0	0	0	0	27	30.2	35	25 to 35	70.4	4	14.8
01/04/2024	08:00	0	1	3	8	20	4	3	0	0	0	0	0	0	0	0	0	0	0	0	0	39	31.5	36.2	25 to 35	71.8	7	17.9
01/04/2024	09:00	2	8	4	11	22	6	3	1	0	0	0	0	0	0	0	0	0	0	0	0	57	29.2	35.8	25 to 35	57.9	10	17.5
01/04/2024	10:00	2	2	3	22	22	8	3	0	0	0	0	0	0	0	0	0	0	0	0	0	62	30.1	36.2	25 to 35	71.0	11	17.7
01/04/2024	11:00	0	5	2	22	23	12	3	1	0	0	0	0	0	0	0	0	0	0	0	0	68	30.9	37.5	25 to 35	66.2	16	23.5
01/04/2024	12:00	2	2	6	12	20	8	1	0	0	0	0	0	0	0	0	0	0	0	0	0	51	29.7	35.6	25 to 35	62.7	9	17.6
01/04/2024	13:00	1	1	9	23	23	7	4	0	0	0	0	0	0	0	0	0	0	0	0	0	68	30	35.7	25 to 35	67.6	11	16.2
01/04/2024	14:00	1	1	6	31	32	4	2	0	1	0	0	0	0	0	0	0	0	0	0	0	78	29.9	34.2	25 to 35	80.8	7	9.0
01/04/2024	15:00	1	0	0	14	23	6	2	1	0	0	0	0	0	0	0	0	0	0	0	0	47	31.9	36.7	25 to 35	78.7	9	19.1
01/04/2024	16:00	22	0	1	11	17	7	2	0	0	0	0	0	0	0	0	0	0	0	0	0	60	23.2	35	25 to 35	46.7	9	15.0
01/04/2024	17:00	7	1	1	11	15	6	1	0	0	0	0	0	0	0	0	0	0	0	0	0	42	27.3	35.8	25 to 35	61.9	7	16.7
01/04/2024	18:00	0	1	3	8	12	5	1	0	0	0	0	0	0	0	0	0	0	0	0	0	30	30.7	37	25 to 35	66.7	6	20.0
01/04/2024	19:00	0	0	2	7	5	0	0	0	0	0	0	0	0	0	0	0	0	0	0	0	14	28.4	33	25 to 35	85.7	*	*
01/04/2024	20:00	0	0	2	6	1	2	0	0	0	0	0	0	0	0	0	0	0	0	0	0	11	28.5	35	20 to 30	72.7	2	18.2
01/04/2024	21:00	0	0	0	0	2	1	1	0	0	0	0	0	0	0	0	0	0	0	0	0	4	35.8	40	30 to 40	75.0	2	50.0
01/04/2024	22:00	0	0	0	0	0	0	1	0	0	0	0	0	0	0	0	0	0	0	0	0	1	42	45	35 to 45	100.0	1	100.0
01/04/2024	23:00	0	0	0	0	1	0	0	0	0	0	0	0	0	0	0	0	0	0	0	0	1	32	35	25 to 35	100.0	*	*
24 Hr Summary		41	25	44	196	261	79	29	4	2	0	0	0	0	0	0	0	0	0	0	681	29.5	35.8	25 to 35	67.1	114	16.7	

Incoming Histogram

2024 April Cheddington Road

from Wed-Mar-13-2024-02-00-PM to Mon-Apr-29-2024-11-59-AM

Date	Starting Hr:min	<15	15 to <20	20 to <25	25 to <30	30 to <35	35 to <40	40 to <45	45 to <50	50 to <55	55 to <60	60 to <65	65 to <70	70 to <75	75 to <80	80 to <85	85 to <90	90 to <95	95 to <100	100 to >105	Total Counts	Avg Speed (MPH)	85pet Speed	10MPH Pace	% in pace	# of Speeders	% Speeders
02/04/2024	00:00	0	0	0	0	0	0	0	0	0	0	0	0	0	0	0	0	0	0	0	0	0	0	*	*	*	*
02/04/2024	01:00	1	0	0	0	0	0	0	0	0	0	0	0	0	0	0	0	0	0	0	1	7	10	0 to 10	100.0	*	*
02/04/2024	02:00	0	0	0	1	0	1	0	0	0	0	0	0	0	0	0	0	0	0	0	2	32	40	20 to 30	50.0	1	50.0
02/04/2024	03:00	0	0	0	0	1	0	1	0	0	0	0	0	0	0	0	0	0	0	0	2	37	45	25 to 35	50.0	1	50.0
02/04/2024	04:00	0	0	0	1	2	1	1	0	0	0	0	0	0	0	0	0	0	0	0	5	34	40	25 to 35	60.0	2	40.0
02/04/2024	05:00	1	1	2	4	5	1	1	0	0	0	0	0	0	0	0	0	0	0	0	15	28.3	35	25 to 35	60.0	2	13.3
02/04/2024	06:00	1	2	3	16	22	7	2	0	0	0	0	0	0	0	0	0	0	0	0	53	30.4	35.7	25 to 35	71.7	9	17.0
02/04/2024	07:00	1	1	3	20	25	16	4	0	0	0	0	0	0	0	0	0	0	0	0	70	31.8	38.1	25 to 35	64.3	20	28.6
02/04/2024	08:00	1	0	1	20	21	1	3	1	0	0	0	0	0	0	0	0	0	0	0	48	30.6	34.5	25 to 35	85.4	5	10.4
02/04/2024	09:00	1	3	2	22	18	7	3	0	0	0	0	0	0	0	0	0	0	0	0	56	30.1	36.4	25 to 35	71.4	10	17.9
02/04/2024	10:00	3	5	2	27	16	4	0	0	0	0	0	0	0	0	0	0	0	0	0	57	27.7	33.4	25 to 35	75.4	4	7.0
02/04/2024	11:00	0	2	2	16	21	7	3	0	0	0	0	0	0	0	0	0	0	0	0	51	31.1	36.4	25 to 35	72.5	10	19.6
02/04/2024	12:00	2	2	1	12	28	7	2	0	0	0	0	0	0	0	0	0	0	0	0	54	30.7	35.7	25 to 35	74.1	9	16.7
02/04/2024	13:00	0	1	4	27	20	6	1	0	1	1	0	0	0	0	0	0	0	0	0	61	30.7	35	25 to 35	77.0	9	14.8
02/04/2024	14:00	1	2	0	20	19	7	3	0	0	0	0	0	0	0	0	0	0	0	0	52	30.8	36.4	25 to 35	75.0	10	19.2
02/04/2024	15:00	0	1	2	18	29	8	2	0	0	0	0	0	0	0	0	0	0	0	0	60	31.3	35.6	25 to 35	78.3	10	16.7
02/04/2024	16:00	1	0	3	15	29	15	2	0	0	0	0	0	0	0	0	0	0	0	0	65	32	37.3	25 to 35	67.7	17	26.2
02/04/2024	17:00	2	1	4	19	15	4	1	0	0	0	0	0	0	0	0	0	0	0	0	46	28.8	34.3	25 to 35	73.9	5	10.9
02/04/2024	18:00	0	1	0	14	16	3	1	0	0	0	0	0	0	0	0	0	0	0	0	35	30.7	34.7	25 to 35	85.7	4	11.4
02/04/2024	19:00	0	0	1	4	5	2	0	1	0	0	0	0	0	0	0	0	0	0	0	13	31.8	37.5	25 to 35	69.2	3	23.1
02/04/2024	20:00	0	0	0	3	7	2	0	2	0	0	0	0	0	0	0	0	0	0	0	14	34.1	40	25 to 35	71.4	4	28.6
02/04/2024	21:00	1	0	0	3	0	1	1	0	0	0	0	0	0	0	0	0	0	0	0	6	28.7	40	20 to 30	50.0	2	33.3
02/04/2024	22:00	0	0	0	1	3	1	0	1	0	0	0	0	0	0	0	0	0	0	0	6	34.5	40	25 to 35	66.7	2	33.3
02/04/2024	23:00	0	0	0	0	1	0	0	0	0	0	0	0	0	0	0	0	0	0	0	1	32	35	25 to 35	100.0	*	*
24 Hr Summary		16	22	30	263	303	101	31	5	1	1	0	0	0	0	0	0	0	0	0	773	30.6	36.1	25 to 35	73.2	139	18.0

Incoming Histogram

2024 April Cheddington Road

from Wed-Mar-13-2024-02-00-PM to Mon-Apr-29-2024-11-59-AM

Date	Starting Hr:min	<15	15 to <20	20 to <25	25 to <30	30 to <35	35 to <40	40 to <45	45 to <50	50 to <55	55 to <60	60 to <65	65 to <70	70 to <75	75 to <80	80 to <85	85 to <90	90 to <95	95 to <100	100 to >105	Total Counts	Avg Speed (MPH)	85pet Speed	10MPH Pace	% in pace	# of Speeders	% Speeders
03/04/2024	00:00	0	0	0	0	0	0	0	0	0	0	0	0	0	0	0	0	0	0	0	0	0	0	*	*	*	*
03/04/2024	01:00	1	0	0	0	0	0	0	0	0	0	0	0	0	0	0	0	0	0	0	1	7	10	0 to 10	100.0	*	*
03/04/2024	02:00	0	0	0	0	0	1	0	0	0	0	0	0	0	0	0	0	0	0	0	1	37	40	30 to 40	100.0	1	100.0
03/04/2024	03:00	0	0	0	1	0	1	0	0	0	0	0	0	0	0	0	0	0	0	0	2	32	40	20 to 30	50.0	1	50.0
03/04/2024	04:00	0	0	0	2	4	2	0	0	0	0	0	0	0	0	0	0	0	0	0	8	32.1	37.5	25 to 35	75.0	2	25.0
03/04/2024	05:00	0	1	0	8	7	4	0	0	0	0	0	0	0	0	0	0	0	0	0	20	30.6	36.2	25 to 35	75.0	4	20.0
03/04/2024	06:00	1	1	1	19	25	8	1	0	0	0	0	0	0	0	0	0	0	0	0	56	30.8	35.6	25 to 35	78.6	9	16.1
03/04/2024	07:00	5	3	2	19	21	18	4	0	0	0	0	0	0	0	0	0	0	0	0	72	30.4	38.1	25 to 35	55.6	22	30.6
03/04/2024	08:00	0	0	2	22	18	9	3	1	0	0	0	0	0	0	0	0	0	0	0	55	31.7	37.8	25 to 35	72.7	13	23.6
03/04/2024	09:00	1	0	9	23	25	5	1	0	0	0	0	0	0	0	0	0	0	0	0	64	29.4	34.2	25 to 35	75.0	6	9.4
03/04/2024	10:00	0	1	4	18	26	7	0	0	0	0	0	0	0	0	0	0	0	0	0	56	30.5	34.8	25 to 35	78.6	7	12.5
03/04/2024	11:00	1	0	3	29	17	10	1	1	0	0	0	0	0	0	0	0	0	0	0	62	30.5	36.5	25 to 35	74.2	12	19.4
03/04/2024	12:00	0	0	0	24	21	6	1	0	0	0	0	0	0	0	0	0	0	0	0	52	30.9	34.8	25 to 35	86.5	7	13.5
03/04/2024	13:00	0	1	3	24	20	8	1	0	0	0	0	0	0	0	0	0	0	0	0	57	30.4	35	25 to 35	77.2	9	15.8
03/04/2024	14:00	3	4	5	29	23	10	1	1	0	0	0	0	0	0	0	0	0	0	0	76	29.2	35.5	25 to 35	68.4	12	15.8
03/04/2024	15:00	1	1	2	18	30	11	1	1	0	0	0	0	0	0	0	0	0	0	0	65	31.4	36.4	25 to 35	73.8	13	20.0
03/04/2024	16:00	0	0	2	25	30	13	3	0	0	0	0	0	0	0	0	0	0	0	0	73	31.8	36.9	25 to 35	75.3	16	21.9
03/04/2024	17:00	0	3	1	24	25	10	4	0	0	0	0	0	0	0	0	0	0	0	0	67	31.1	37	25 to 35	73.1	14	20.9
03/04/2024	18:00	1	0	1	4	13	10	1	0	0	0	0	0	0	0	0	0	0	0	0	30	32.7	38.5	30 to 40	76.7	11	36.7
03/04/2024	19:00	0	0	1	4	11	0	1	0	0	0	0	0	0	0	0	0	0	0	0	17	31.1	34.1	25 to 35	88.2	1	5.9
03/04/2024	20:00	0	0	0	4	2	1	2	0	0	0	0	0	0	0	0	0	0	0	0	9	32.6	42.5	25 to 35	66.7	3	33.3
03/04/2024	21:00	0	0	0	3	2	0	0	0	0	0	1	0	0	0	0	0	0	0	0	6	34.8	35	25 to 35	83.3	1	16.7
03/04/2024	22:00	0	0	1	1	0	0	0	0	0	0	0	0	0	0	0	0	0	0	0	2	24.5	30	20 to 30	100.0	*	*
03/04/2024	23:00	3	0	0	0	0	0	0	0	0	0	0	0	0	0	0	0	0	0	0	3	7.3	10	0 to 10	100.0	*	*
24 Hr Summary		17	15	37	301	320	134	25	4	0	0	1	0	0	0	0	0	0	0	0	854	30.7	36.3	25 to 35	72.7	164	19.2

Incoming Histogram

2024 April Cheddington Road

from Wed-Mar-13-2024-02-00-PM to Mon-Apr-29-2024-11-59-AM

Date	Starting Hr:min	<15	15 to <20	20 to <25	25 to <30	30 to <35	35 to <40	40 to <45	45 to <50	50 to <55	55 to <60	60 to <65	65 to <70	70 to <75	75 to <80	80 to <85	85 to <90	90 to <95	95 to <100	100 to >105	Total Counts	Avg Speed (MPH)	85pet Speed	10MPH Pace	% in pace	# of Speeders	% Speeders	
04/04/2024	00:00	6	0	0	0	0	0	0	0	0	0	0	0	0	0	0	0	0	0	0	0	6	7.5	9.2	0 to 10	100.0	*	*
04/04/2024	01:00	0	0	0	0	1	0	0	0	0	0	0	0	0	0	0	0	0	0	0	0	1	32	35	25 to 35	100.0	*	*
04/04/2024	02:00	0	0	0	0	0	0	0	0	0	0	0	0	0	0	0	0	0	0	0	0	0	0	0	*	*	*	*
04/04/2024	03:00	9	0	0	0	0	0	0	0	0	0	0	0	0	0	0	0	0	0	0	0	9	9	13.3	5 to 15	100.0	*	*
04/04/2024	04:00	25	0	1	2	5	1	0	0	0	0	0	0	0	0	0	0	0	0	0	0	34	14.6	31	5 to 15	73.5	1	2.9
04/04/2024	05:00	11	0	0	3	8	4	2	0	0	0	0	0	0	0	0	0	0	0	0	0	28	23.4	37.5	30 to 40	42.9	6	21.4
04/04/2024	06:00	1	2	2	13	19	6	1	0	0	0	0	0	0	0	0	0	0	0	0	0	44	30.1	35	25 to 35	72.7	7	15.9
04/04/2024	07:00	1	2	3	34	20	9	0	1	0	0	0	0	0	0	0	0	0	0	0	0	70	29.7	35	25 to 35	77.1	10	14.3
04/04/2024	08:00	2	1	1	23	17	10	3	0	0	0	0	0	0	0	0	0	0	0	0	0	57	30.6	37	25 to 35	70.2	13	22.8
04/04/2024	09:00	1	0	4	27	25	8	1	0	0	0	0	0	0	0	0	0	0	0	0	0	66	30.2	34.8	25 to 35	78.8	9	13.6
04/04/2024	10:00	1	2	7	28	21	7	2	0	0	0	0	0	0	0	0	0	0	0	0	0	68	29.4	34.8	25 to 35	72.1	9	13.2
04/04/2024	11:00	0	1	2	22	23	7	0	0	0	0	0	0	0	0	0	0	0	0	0	0	55	30.4	34.8	25 to 35	81.8	7	12.7
04/04/2024	12:00	1	2	1	13	25	10	2	1	1	0	0	0	0	0	0	0	0	0	0	0	56	31.9	38	25 to 35	67.9	14	25.0
04/04/2024	13:00	0	1	1	13	14	6	1	0	0	0	0	0	0	0	0	0	0	0	0	0	36	31	36.7	25 to 35	75.0	7	19.4
04/04/2024	14:00	4	0	4	11	20	10	1	1	0	0	0	0	0	0	0	0	0	0	0	0	51	30.1	37	25 to 35	60.8	12	23.5
04/04/2024	15:00	46	1	3	19	18	7	2	2	0	0	0	0	0	0	0	0	0	0	0	0	98	20.4	33.9	5 to 15	46.9	11	11.2
04/04/2024	16:00	70	0	2	15	22	5	1	1	0	0	0	0	0	0	0	0	0	0	0	0	116	17.8	32.7	5 to 15	60.3	7	6.0
04/04/2024	17:00	0	2	3	17	20	7	1	0	0	0	0	0	0	0	0	0	0	0	0	0	50	30.4	35	25 to 35	74.0	8	16.0
04/04/2024	18:00	0	1	0	14	19	6	1	0	0	0	0	0	0	0	0	0	0	0	0	0	41	31.3	35.8	25 to 35	80.5	7	17.1
04/04/2024	19:00	1	0	2	7	3	2	0	1	0	0	0	0	0	0	0	0	0	0	0	0	16	29.2	37.5	25 to 35	62.5	3	18.8
04/04/2024	20:00	0	0	2	6	4	1	0	0	0	0	0	0	0	0	0	0	0	0	0	0	13	28.9	33.8	25 to 35	76.9	1	7.7
04/04/2024	21:00	2	1	1	4	4	3	0	0	0	0	0	0	0	0	0	0	0	0	0	0	15	26.9	36.7	25 to 35	53.3	3	20.0
04/04/2024	22:00	2	0	0	0	0	1	0	1	0	0	0	0	0	0	0	0	0	0	0	0	4	25.8	40	5 to 15	50.0	2	50.0
04/04/2024	23:00	0	1	1	0	0	0	0	0	0	0	0	0	0	0	0	0	0	0	0	0	2	19.5	25	15 to 25	100.0	*	*
24 Hr Summary		183	17	40	271	288	110	18	8	1	0	0	0	0	0	0	0	0	0	0	936	26.5	34.9	25 to 35	59.7	137	14.6	

Incoming Histogram

2024 April Cheddington Road

from Wed-Mar-13-2024-02-00-PM to Mon-Apr-29-2024-11-59-AM

Date	Starting Hr:min	<15	15 to <20	20 to <25	25 to <30	30 to <35	35 to <40	40 to <45	45 to <50	50 to <55	55 to <60	60 to <65	65 to <70	70 to <75	75 to <80	80 to <85	85 to <90	90 to <95	95 to <100	100 to >105	Total Counts	Avg Speed (MPH)	85pet Speed	10MPH Pace	% in pace	# of Speeders	% Speeders	
05/04/2024	00:00	0	0	0	0	0	0	0	0	0	0	0	0	0	0	0	0	0	0	0	0	0	0	*	*	*	*	
05/04/2024	01:00	0	0	0	0	0	0	0	0	0	0	0	0	0	0	0	0	0	0	0	0	0	0	*	*	*	*	
05/04/2024	02:00	0	0	0	0	0	0	0	0	0	0	0	0	0	0	0	0	0	0	0	0	0	0	*	*	*	*	
05/04/2024	03:00	0	0	0	0	0	0	0	0	0	0	0	0	0	0	0	0	0	0	0	0	0	0	*	*	*	*	
05/04/2024	04:00	0	0	1	0	4	3	1	0	0	0	0	0	0	0	0	0	0	0	0	0	9	33.8	40	30 to 40	77.8	4	44.4
05/04/2024	05:00	3	1	1	3	4	4	2	0	0	0	0	0	0	0	0	0	0	0	0	0	18	28.2	38.8	30 to 40	44.4	6	33.3
05/04/2024	06:00	2	1	1	11	10	7	0	0	1	0	0	0	0	0	0	0	0	0	0	0	33	30.1	37.1	25 to 35	63.6	8	24.2
05/04/2024	07:00	2	0	1	11	22	22	1	0	0	0	0	0	0	0	0	0	0	0	0	0	59	32.7	38.2	30 to 40	74.6	23	39.0
05/04/2024	08:00	1	0	3	13	24	7	2	0	0	0	0	0	0	0	0	0	0	0	0	0	50	31.2	35.7	25 to 35	74.0	9	18.0
05/04/2024	09:00	2	3	3	33	24	4	2	0	0	0	0	0	0	0	0	0	0	0	0	0	71	29	34	25 to 35	80.3	6	8.5
05/04/2024	10:00	0	0	5	21	21	2	3	0	0	0	0	0	0	0	0	0	0	0	0	0	52	30.2	34.3	25 to 35	80.8	5	9.6
05/04/2024	11:00	0	0	3	13	22	8	3	0	0	0	0	0	0	0	0	0	0	0	0	0	49	31.9	37.5	25 to 35	71.4	11	22.4
05/04/2024	12:00	4	1	1	21	19	7	0	1	0	0	0	0	0	0	0	0	0	0	0	0	54	29.2	35	25 to 35	74.1	8	14.8
05/04/2024	13:00	1	0	6	13	16	8	3	0	0	0	0	0	0	0	0	0	0	0	0	0	47	30.8	37.5	25 to 35	61.7	11	23.4
05/04/2024	14:00	1	3	4	19	19	7	4	1	1	0	0	0	0	0	0	0	0	0	0	0	59	30.9	37.9	25 to 35	64.4	13	22.0
05/04/2024	15:00	6	2	6	15	19	13	1	2	0	0	0	0	0	0	0	0	0	0	0	0	64	29.6	37.3	25 to 35	53.1	16	25.0
05/04/2024	16:00	0	1	3	14	19	6	2	1	1	0	0	0	0	0	0	0	0	0	0	0	47	31.7	37.5	25 to 35	70.2	10	21.3
05/04/2024	17:00	0	0	2	20	28	6	1	1	0	0	0	0	0	0	0	0	0	0	0	0	58	31.3	34.8	25 to 35	82.8	8	13.8
05/04/2024	18:00	1	0	3	9	15	5	0	0	0	0	0	0	0	0	0	0	0	0	0	0	33	30.3	35	25 to 35	72.7	5	15.2
05/04/2024	19:00	1	1	3	7	6	1	1	1	0	0	0	0	0	0	0	0	0	0	0	0	21	28.9	35	25 to 35	61.9	3	14.3
05/04/2024	20:00	0	0	2	3	4	2	0	0	0	0	0	0	0	0	0	0	0	0	0	0	11	29.9	35	25 to 35	63.6	2	18.2
05/04/2024	21:00	1	0	0	7	5	0	0	0	0	0	0	0	0	0	0	0	0	0	0	0	13	28.2	33	25 to 35	92.3	*	*
05/04/2024	22:00	1	0	1	4	2	0	1	0	0	0	0	0	0	0	0	0	0	0	0	0	9	27.7	35	25 to 35	66.7	1	11.1
05/04/2024	23:00	0	0	0	2	4	0	0	0	0	0	0	0	0	0	0	0	0	0	0	0	6	30.7	33.8	25 to 35	100.0	*	*
24 Hr Summary		26	13	49	239	287	112	27	7	3	0	0	0	0	0	0	0	0	0	0	763	30.5	36.6	25 to 35	68.9	149	19.5	

Incoming Histogram

2024 April Cheddington Road

from Wed-Mar-13-2024-02-00-PM to Mon-Apr-29-2024-11-59-AM

Date	Starting Hr:min	<15	15 to <20	20 to <25	25 to <30	30 to <35	35 to <40	40 to <45	45 to <50	50 to <55	55 to <60	60 to <65	65 to <70	70 to <75	75 to <80	80 to <85	85 to <90	90 to <95	95 to <100	100 to >105	Total Counts	Avg Speed (MPH)	85pet Speed	10MPH Pace	% in pace	# of Speeders	% Speeders	
06/04/2024	00:00	0	0	0	0	0	0	1	0	0	0	0	0	0	0	0	0	0	0	0	0	1	42	45	35 to 45	100.0	1	100.0
06/04/2024	01:00	0	0	0	1	1	0	0	0	0	0	0	0	0	0	0	0	0	0	0	0	2	29.5	35	25 to 35	100.0	*	*
06/04/2024	02:00	0	0	0	1	0	1	0	0	0	0	0	0	0	0	0	0	0	0	0	0	2	32	40	20 to 30	50.0	1	50.0
06/04/2024	03:00	0	0	0	0	1	1	0	0	0	0	0	0	0	0	0	0	0	0	0	0	2	34.5	40	30 to 40	100.0	1	50.0
06/04/2024	04:00	0	0	0	1	1	2	0	0	0	0	0	0	0	0	0	0	0	0	0	0	4	33.3	37.5	30 to 40	75.0	2	50.0
06/04/2024	05:00	0	0	0	1	4	0	0	0	0	0	0	0	0	0	0	0	0	0	0	0	5	31.4	33.8	25 to 35	100.0	*	*
06/04/2024	06:00	0	1	1	3	5	3	2	0	0	0	0	0	0	0	0	0	0	0	0	0	15	31.8	40	25 to 35	53.3	5	33.3
06/04/2024	07:00	1	4	1	5	10	6	1	1	0	0	0	0	0	0	0	0	0	0	0	0	29	30.2	38.3	30 to 40	55.2	8	27.6
06/04/2024	08:00	3	2	8	17	28	10	4	0	0	0	0	0	0	0	0	0	0	0	0	0	72	30	36.5	25 to 35	62.5	14	19.4
06/04/2024	09:00	1	6	4	18	27	11	1	0	0	0	0	0	0	0	0	0	0	0	0	0	68	29.9	35.9	25 to 35	66.2	12	17.6
06/04/2024	10:00	5	9	3	19	16	10	2	1	0	1	0	0	0	0	0	0	0	0	0	0	66	28.6	37	25 to 35	53.0	14	21.2
06/04/2024	11:00	0	2	2	24	28	6	0	1	0	0	0	0	0	0	0	0	0	0	0	0	63	30.5	34.6	25 to 35	82.5	7	11.1
06/04/2024	12:00	4	3	4	17	22	5	0	0	0	0	0	0	0	0	0	0	0	0	0	0	55	28.3	34.3	25 to 35	70.9	5	9.1
06/04/2024	13:00	1	3	2	23	18	12	3	2	0	0	0	0	0	0	0	0	0	0	0	0	64	31.1	37.9	25 to 35	64.1	17	26.6
06/04/2024	14:00	4	0	1	13	23	5	1	0	0	0	0	0	0	0	0	0	0	0	0	0	47	29.7	34.8	25 to 35	76.6	6	12.8
06/04/2024	15:00	1	1	0	15	20	16	3	0	0	0	0	0	0	0	0	0	0	0	0	0	56	32.4	38.4	30 to 40	64.3	19	33.9
06/04/2024	16:00	0	3	2	11	13	7	1	2	0	0	0	0	0	0	0	0	0	0	0	0	39	31.2	37.9	25 to 35	61.5	10	25.6
06/04/2024	17:00	1	0	1	11	17	8	3	0	0	0	0	0	0	0	0	0	0	0	0	0	41	32	38.1	25 to 35	68.3	11	26.8
06/04/2024	18:00	2	0	2	8	14	6	0	1	0	0	0	0	0	0	0	0	0	0	0	0	33	30.5	36.7	25 to 35	66.7	7	21.2
06/04/2024	19:00	0	0	1	9	6	3	1	0	0	0	0	0	0	0	0	0	0	0	0	0	20	30.8	36.7	25 to 35	75.0	4	20.0
06/04/2024	20:00	0	0	1	2	6	0	1	1	0	0	0	0	0	0	0	0	0	0	0	0	11	32.6	35	25 to 35	72.7	2	18.2
06/04/2024	21:00	0	0	0	6	7	0	0	0	0	0	0	0	0	0	0	0	0	0	0	0	13	30	33.6	25 to 35	100.0	*	*
06/04/2024	22:00	0	0	0	2	2	3	1	0	0	0	0	0	0	0	0	0	0	0	0	0	8	34.1	40	30 to 40	62.5	4	50.0
06/04/2024	23:00	0	0	0	1	3	0	0	0	1	0	0	0	0	0	0	0	0	0	0	0	5	35.2	35	25 to 35	80.0	1	20.0
24 Hr Summary		19	34	33	208	272	115	25	9	1	1	0	0	0	0	0	0	0	0	0	721	30.5	36.9	25 to 35	66.6	151	20.9	

Incoming Histogram

2024 April Cheddington Road

from Wed-Mar-13-2024-02-00-PM to Mon-Apr-29-2024-11-59-AM

Date	Starting Hr:min	<15	15 to <20	20 to <25	25 to <30	30 to <35	35 to <40	40 to <45	45 to <50	50 to <55	55 to <60	60 to <65	65 to <70	70 to <75	75 to <80	80 to <85	85 to <90	90 to <95	95 to <100	100 to >105	Total Counts	Avg Speed (MPH)	85pet Speed	10MPH Pace	% in pace	# of Speeders	% Speeders	
07/04/2024	00:00	0	0	0	0	1	0	1	0	0	0	0	0	0	0	0	0	0	0	0	0	2	37	45	25 to 35	50.0	1	50.0
07/04/2024	01:00	0	0	0	0	0	0	0	0	0	0	0	0	0	0	0	0	0	0	0	0	0	0	0	*	*	*	*
07/04/2024	02:00	0	0	0	0	0	0	0	0	0	1	0	0	0	0	0	0	0	0	0	0	1	57	60	50 to 60	100.0	1	100.0
07/04/2024	03:00	0	0	0	0	1	2	0	0	0	0	0	0	0	0	0	0	0	0	0	0	3	35.3	40	30 to 40	100.0	2	66.7
07/04/2024	04:00	0	0	0	0	2	0	0	0	0	0	0	0	0	0	0	0	0	0	0	0	2	32.5	35	25 to 35	100.0	*	*
07/04/2024	05:00	0	0	0	0	1	2	0	0	0	0	0	0	0	0	0	0	0	0	0	0	3	35.3	40	30 to 40	100.0	2	66.7
07/04/2024	06:00	0	1	0	4	7	3	1	1	0	0	0	0	0	0	0	0	0	0	0	0	17	32.6	38.3	25 to 35	64.7	5	29.4
07/04/2024	07:00	1	0	1	7	5	4	1	0	0	0	0	0	0	0	0	0	0	0	0	0	19	30.4	37.5	25 to 35	63.2	5	26.3
07/04/2024	08:00	1	2	7	13	18	5	0	0	0	0	0	0	0	0	0	0	0	0	0	0	46	29	34.4	25 to 35	67.4	5	10.9
07/04/2024	09:00	2	6	1	12	27	9	1	0	0	0	0	0	0	0	0	0	0	0	0	0	58	29.8	35.6	25 to 35	67.2	10	17.2
07/04/2024	10:00	1	2	4	7	16	4	2	0	0	0	0	0	0	0	0	0	0	0	0	0	36	30	36.2	25 to 35	63.9	6	16.7
07/04/2024	11:00	4	2	2	11	20	5	1	1	0	0	0	0	0	0	0	0	0	0	0	0	46	29.4	35	25 to 35	67.4	7	15.2
07/04/2024	12:00	2	0	0	16	27	3	2	1	0	0	0	0	0	0	0	0	0	0	0	0	51	31.1	34.6	25 to 35	84.3	6	11.8
07/04/2024	13:00	0	1	1	17	29	11	2	1	0	0	0	0	0	0	0	0	0	0	0	0	62	32.1	37.3	25 to 35	74.2	14	22.6
07/04/2024	14:00	0	1	2	12	25	4	4	1	0	0	0	0	0	0	0	0	0	0	0	0	49	32	37.5	25 to 35	75.5	9	18.4
07/04/2024	15:00	2	0	3	13	17	7	2	0	0	0	0	0	0	0	0	0	0	0	0	0	44	30.6	36.4	25 to 35	68.2	9	20.5
07/04/2024	16:00	0	1	4	17	18	6	0	1	0	0	0	0	0	0	0	0	0	0	0	0	47	30.4	35	25 to 35	74.5	7	14.9
07/04/2024	17:00	0	0	1	8	13	10	1	0	0	0	0	0	0	0	0	0	0	0	0	0	33	32.7	38	30 to 40	69.7	11	33.3
07/04/2024	18:00	1	0	1	6	8	4	1	0	0	0	0	0	0	0	0	0	0	0	0	0	21	30.9	37.5	25 to 35	66.7	5	23.8
07/04/2024	19:00	0	0	0	1	1	2	1	2	0	0	0	0	0	0	0	0	0	0	0	0	7	38.4	47.5	30 to 40	42.9	5	71.4
07/04/2024	20:00	1	0	0	2	7	0	1	0	0	0	0	0	0	0	0	0	0	0	0	0	11	30	34.3	25 to 35	81.8	1	9.1
07/04/2024	21:00	0	0	0	0	2	1	0	0	0	0	0	0	0	0	0	0	0	0	0	0	3	34	40	30 to 40	100.0	1	33.3
07/04/2024	22:00	0	0	0	0	1	0	0	1	0	0	0	0	0	0	0	0	0	0	0	0	2	39.5	50	25 to 35	50.0	1	50.0
07/04/2024	23:00	0	1	0	0	1	0	0	0	0	0	0	0	0	0	0	0	0	0	0	0	2	24.5	35	10 to 20	50.0	*	*
24 Hr Summary		15	17	27	146	247	82	21	9	0	1	0	0	0	0	0	0	0	0	0	0	565	31	36.7	25 to 35	69.6	113	20.0

Incoming Histogram

2024 April Cheddington Road

from Wed-Mar-13-2024-02-00-PM to Mon-Apr-29-2024-11-59-AM

Date	Starting Hr:min	<15	15 to <20	20 to <25	25 to <30	30 to <35	35 to <40	40 to <45	45 to <50	50 to <55	55 to <60	60 to <65	65 to <70	70 to <75	75 to <80	80 to <85	85 to <90	90 to <95	95 to <100	100 to >105	Total Counts	Avg Speed (MPH)	85pet Speed	10MPH Pace	% in pace	# of Speeders	% Speeders
08/04/2024	00:00	0	0	0	0	0	0	0	0	0	0	0	0	0	0	0	0	0	0	0	0	0	0	*	*	*	*
08/04/2024	01:00	0	0	0	0	0	0	0	0	0	0	0	0	0	0	0	0	0	0	0	0	0	0	*	*	*	*
08/04/2024	02:00	0	0	0	0	0	0	0	0	0	0	0	0	0	0	0	0	0	0	0	0	0	0	*	*	*	*
08/04/2024	03:00	0	0	0	0	0	0	1	0	0	0	0	0	0	0	0	0	0	0	0	1	42	45	35 to 45	100.0	1	100.0
08/04/2024	04:00	0	0	0	2	1	1	1	0	0	0	0	0	0	0	0	0	0	0	0	5	33	40	25 to 35	60.0	2	40.0
08/04/2024	05:00	0	0	0	3	9	5	0	1	0	0	0	0	0	0	0	0	0	0	0	18	33.7	38	30 to 40	77.8	6	33.3
08/04/2024	06:00	0	1	0	13	18	7	2	0	0	0	0	0	0	0	0	0	0	0	0	41	31.8	37.1	25 to 35	75.6	9	22.0
08/04/2024	07:00	3	0	1	17	19	7	2	0	0	0	0	0	0	0	0	0	0	0	0	49	30.3	36.4	25 to 35	73.5	9	18.4
08/04/2024	08:00	1	0	6	33	29	11	3	1	0	0	0	0	0	0	0	0	0	0	0	84	30.7	35.9	25 to 35	73.8	15	17.9
08/04/2024	09:00	4	3	8	21	19	8	2	0	0	0	0	0	0	0	0	0	0	0	0	65	28.5	35	25 to 35	61.5	10	15.4
08/04/2024	10:00	3	3	4	37	27	4	2	0	0	0	0	0	0	0	0	0	0	0	0	80	28.8	33.9	25 to 35	80.0	6	7.5
08/04/2024	11:00	4	0	7	36	33	6	3	0	0	0	0	0	0	0	0	0	0	0	0	89	29.3	34.4	25 to 35	77.5	9	10.1
08/04/2024	12:00	1	1	5	23	20	11	3	0	1	0	0	0	0	0	0	0	0	0	0	65	30.9	37.3	25 to 35	66.2	15	23.1
08/04/2024	13:00	1	0	1	23	29	11	1	0	1	0	0	0	0	0	0	0	0	0	0	67	31.5	36.4	25 to 35	77.6	13	19.4
08/04/2024	14:00	5	1	3	28	23	6	2	0	0	0	0	0	0	0	0	0	0	0	0	68	29	34.6	25 to 35	75.0	8	11.8
08/04/2024	15:00	3	1	4	32	25	11	1	2	1	0	0	0	0	0	0	0	0	0	0	80	30.4	36.4	25 to 35	71.3	15	18.8
08/04/2024	16:00	1	1	4	27	25	12	5	1	0	0	0	0	0	0	0	0	0	0	0	76	31.3	37.9	25 to 35	68.4	18	23.7
08/04/2024	17:00	0	0	2	24	30	9	3	3	0	0	0	0	0	0	0	0	0	0	0	71	32.1	37.2	25 to 35	76.1	15	21.1
08/04/2024	18:00	1	1	1	10	15	7	2	0	1	0	0	0	0	0	0	0	0	0	0	38	31.8	37.9	25 to 35	65.8	10	26.3
08/04/2024	19:00	0	0	1	10	7	3	0	0	0	0	0	0	0	0	0	0	0	0	0	21	30.1	35	25 to 35	81.0	3	14.3
08/04/2024	20:00	0	0	0	5	4	3	0	0	0	0	0	0	0	0	0	0	0	0	0	12	31.4	36.7	25 to 35	75.0	3	25.0
08/04/2024	21:00	0	0	2	2	2	2	0	0	0	0	0	0	0	0	0	0	0	0	0	8	29.5	37.5	20 to 30	50.0	2	25.0
08/04/2024	22:00	0	0	0	0	1	0	0	0	0	0	0	0	0	0	0	0	0	0	0	1	32	35	25 to 35	100.0	*	*
08/04/2024	23:00	0	0	0	0	0	1	1	0	0	0	0	0	0	0	0	0	0	0	0	2	39.5	45	35 to 45	100.0	2	100.0
24 Hr Summary		27	12	49	346	336	125	34	8	4	0	0	0	0	0	0	0	0	0	0	941	30.5	36.2	25 to 35	72.5	171	18.2

Incoming Histogram

2024 April Cheddington Road

from Wed-Mar-13-2024-02-00-PM to Mon-Apr-29-2024-11-59-AM

Date	Starting Hr:min	<15	15 to <20	20 to <25	25 to <30	30 to <35	35 to <40	40 to <45	45 to <50	50 to <55	55 to <60	60 to <65	65 to <70	70 to <75	75 to <80	80 to <85	85 to <90	90 to <95	95 to <100	100 to >105	Total Counts	Avg Speed (MPH)	85pet Speed	10MPH Pace	% in pace	# of Speeders	% Speeders
09/04/2024	00:00	0	0	0	0	0	0	0	0	0	0	0	0	0	0	0	0	0	0	0	0	0	0	*	*	*	*
09/04/2024	01:00	0	0	0	0	0	0	0	0	0	0	0	0	0	0	0	0	0	0	0	0	0	0	*	*	*	*
09/04/2024	02:00	2	0	0	0	1	0	0	0	0	0	0	0	0	0	0	0	0	0	0	3	18.7	35	5 to 15	66.7	*	*
09/04/2024	03:00	0	0	0	0	0	1	0	0	0	0	0	0	0	0	0	0	0	0	0	1	37	40	30 to 40	100.0	1	100.0
09/04/2024	04:00	4	0	0	4	3	1	0	0	0	0	0	0	0	0	0	0	0	0	0	12	22.7	33.3	25 to 35	58.3	1	8.3
09/04/2024	05:00	7	0	0	7	10	4	3	0	0	0	0	0	0	0	0	0	0	0	0	31	27.5	37.5	25 to 35	54.8	7	22.6
09/04/2024	06:00	50	1	4	27	25	9	0	0	0	0	0	0	0	0	0	0	0	0	0	116	20.8	33.4	25 to 35	44.8	9	7.8
09/04/2024	07:00	10	1	3	32	34	10	4	1	0	0	0	0	0	0	0	0	0	0	0	95	28.9	35.5	25 to 35	69.5	15	15.8
09/04/2024	08:00	1	1	4	29	22	8	0	0	0	0	0	0	0	0	0	0	0	0	0	65	29.6	34.5	25 to 35	78.5	8	12.3
09/04/2024	09:00	6	3	2	30	13	6	1	0	0	0	0	0	0	0	0	0	0	0	0	61	27.6	34.2	25 to 35	70.5	7	11.5
09/04/2024	10:00	4	0	2	29	21	10	0	0	0	0	0	0	0	0	0	0	0	0	0	66	29.5	35	25 to 35	75.8	10	15.2
09/04/2024	11:00	20	9	9	22	24	9	0	0	0	0	0	0	0	0	0	0	0	0	0	93	24.8	34	25 to 35	49.5	9	9.7
09/04/2024	12:00	2	1	2	27	16	4	2	0	0	0	0	0	0	0	0	0	0	0	0	54	29.2	34.4	25 to 35	79.6	6	11.1
09/04/2024	13:00	1	2	6	21	16	9	3	0	0	0	0	0	0	0	0	0	0	0	0	58	30	36.7	25 to 35	63.8	12	20.7
09/04/2024	14:00	1	1	1	14	20	14	4	0	0	0	0	0	0	0	0	0	0	0	0	55	32.3	38.6	25 to 35	61.8	18	32.7
09/04/2024	15:00	2	1	3	23	20	6	3	1	0	0	0	0	0	0	0	0	0	0	0	59	30.3	35.8	25 to 35	72.9	10	16.9
09/04/2024	16:00	1	2	3	24	31	12	2	0	0	0	0	0	0	0	0	0	0	0	0	75	30.7	36.2	25 to 35	73.3	14	18.7
09/04/2024	17:00	2	0	4	19	19	16	3	0	0	0	0	0	0	0	0	0	0	0	0	63	31.4	38.1	25 to 35	60.3	19	30.2
09/04/2024	18:00	1	0	3	3	28	4	2	0	0	0	0	0	0	0	0	0	0	0	0	41	31.8	35	30 to 40	78.0	6	14.6
09/04/2024	19:00	0	1	1	7	5	2	0	0	0	0	0	0	0	0	0	0	0	0	0	16	29.1	35	25 to 35	75.0	2	12.5
09/04/2024	20:00	0	1	0	1	1	2	0	0	0	0	0	0	0	0	0	0	0	0	0	5	30	37.5	30 to 40	60.0	2	40.0
09/04/2024	21:00	0	0	1	6	5	2	1	0	0	0	0	0	0	0	0	0	0	0	0	15	30.9	37.5	25 to 35	73.3	3	20.0
09/04/2024	22:00	1	0	0	2	2	0	1	0	0	0	1	0	0	0	0	0	0	0	0	7	33.4	45	25 to 35	57.1	2	28.6
09/04/2024	23:00	0	1	0	0	2	0	0	0	0	0	0	0	0	0	0	0	0	0	0	3	27	35	25 to 35	66.7	*	*
24 Hr Summary		115	25	48	327	318	129	29	2	0	0	1	0	0	0	0	0	0	0	0	994	28.3	35.5	25 to 35	64.9	161	16.2

Incoming Histogram

2024 April Cheddington Road

from Wed-Mar-13-2024-02-00-PM to Mon-Apr-29-2024-11-59-AM

Date	Starting Hr:min	<15	15 to <20	20 to <25	25 to <30	30 to <35	35 to <40	40 to <45	45 to <50	50 to <55	55 to <60	60 to <65	65 to <70	70 to <75	75 to <80	80 to <85	85 to <90	90 to <95	95 to <100	100 to >105	Total Counts	Avg Speed (MPH)	85pet Speed	10MPH Pace	% in pace	# of Speeders	% Speeders	
10/04/2024	00:00	0	0	0	0	0	0	0	0	0	0	0	0	0	0	0	0	0	0	0	0	0	0	*	*	*	*	
10/04/2024	01:00	0	0	0	0	0	0	0	0	0	0	0	0	0	0	0	0	0	0	0	0	0	0	*	*	*	*	
10/04/2024	02:00	0	0	0	0	0	0	0	0	0	0	0	0	0	0	0	0	0	0	0	0	0	0	*	*	*	*	
10/04/2024	03:00	0	0	0	0	0	0	1	0	0	0	0	0	0	0	0	0	0	0	0	0	1	42	45	35 to 45	100.0	1	100.0
10/04/2024	04:00	0	0	0	2	5	2	3	0	0	0	0	0	0	0	0	0	0	0	0	0	12	34.8	41.7	25 to 35	58.3	5	41.7
10/04/2024	05:00	0	0	2	4	12	4	1	0	0	0	0	0	0	0	0	0	0	0	0	23	31.9	37.5	25 to 35	69.6	5	21.7	
10/04/2024	06:00	3	2	2	24	24	6	2	0	0	0	0	0	0	0	0	0	0	0	0	63	29.4	34.8	25 to 35	76.2	8	12.7	
10/04/2024	07:00	4	0	2	17	30	10	1	2	0	0	0	0	0	0	0	0	0	0	0	66	31	36.5	25 to 35	71.2	13	19.7	
10/04/2024	08:00	0	2	2	31	26	14	3	0	0	0	0	0	0	0	0	0	0	0	0	78	31.1	36.8	25 to 35	73.1	17	21.8	
10/04/2024	09:00	2	3	6	16	21	11	3	0	0	0	0	0	0	0	0	0	0	0	0	62	30.1	37.3	25 to 35	59.7	14	22.6	
10/04/2024	10:00	3	3	7	29	21	7	1	0	0	0	0	0	0	0	0	0	0	0	0	71	28.5	34.3	25 to 35	70.4	8	11.3	
10/04/2024	11:00	2	4	4	14	21	8	1	0	0	0	0	0	0	0	0	0	0	0	0	54	29.3	35.6	25 to 35	64.8	9	16.7	
10/04/2024	12:00	5	3	4	17	27	7	0	0	0	0	0	0	0	0	0	0	0	0	0	63	28.6	34.6	25 to 35	69.8	7	11.1	
10/04/2024	13:00	3	0	3	19	12	6	2	0	0	0	0	0	0	0	0	0	0	0	0	45	29.2	35.8	25 to 35	68.9	8	17.8	
10/04/2024	14:00	3	2	3	20	17	6	3	0	1	0	0	0	0	0	0	0	0	0	0	55	29.7	36.7	25 to 35	67.3	10	18.2	
10/04/2024	15:00	0	1	5	20	22	4	5	0	0	0	0	0	0	0	0	0	0	0	0	57	30.7	35	25 to 35	73.7	9	15.8	
10/04/2024	16:00	0	2	4	31	23	8	0	1	0	0	0	0	0	0	0	0	0	0	0	69	29.9	34.8	25 to 35	78.3	9	13.0	
10/04/2024	17:00	0	0	3	15	23	15	1	0	0	0	0	0	0	0	0	0	0	0	0	57	32.1	37.3	25 to 35	66.7	16	28.1	
10/04/2024	18:00	0	0	3	14	22	6	3	0	0	0	0	0	0	0	0	0	0	0	0	48	31.6	36.7	25 to 35	75.0	9	18.8	
10/04/2024	19:00	0	1	2	7	7	2	0	1	0	0	0	0	0	0	0	0	0	0	0	20	30	35	25 to 35	70.0	3	15.0	
10/04/2024	20:00	0	0	0	3	3	0	0	0	0	0	0	0	0	0	0	0	0	0	0	6	29.8	33.3	25 to 35	100.0	*	*	
10/04/2024	21:00	1	0	1	5	4	0	0	0	0	0	0	0	0	0	0	0	0	0	0	11	27.2	32.5	25 to 35	81.8	*	*	
10/04/2024	22:00	0	0	0	1	0	0	0	0	0	0	0	0	0	0	0	0	0	0	0	1	27	30	20 to 30	100.0	*	*	
10/04/2024	23:00	0	0	0	0	1	0	1	0	0	0	0	0	0	0	0	0	0	0	0	2	37	45	25 to 35	50.0	1	50.0	
24 Hr Summary		26	23	53	289	321	116	31	4	1	0	0	0	0	0	0	0	0	0	0	864	30.2	35.9	25 to 35	70.6	152	17.6	

Incoming Histogram

2024 April Cheddington Road

from Wed-Mar-13-2024-02-00-PM to Mon-Apr-29-2024-11-59-AM

Date	Starting Hr:min	<15	15 to <20	20 to <25	25 to <30	30 to <35	35 to <40	40 to <45	45 to <50	50 to <55	55 to <60	60 to <65	65 to <70	70 to <75	75 to <80	80 to <85	85 to <90	90 to <95	95 to <100	100 to >105	Total Counts	Avg Speed (MPH)	85pet Speed	10MPH Pace	% in pace	# of Speeders	% Speeders	
11/04/2024	00:00	0	0	1	0	0	0	0	0	0	0	0	0	0	0	0	0	0	0	0	0	1	22	25	15 to 25	100.0	*	*
11/04/2024	01:00	0	0	0	0	0	0	0	0	0	0	0	0	0	0	0	0	0	0	0	0	0	0	0	*	*	*	*
11/04/2024	02:00	1	0	0	0	0	0	0	0	0	0	0	0	0	0	0	0	0	0	0	0	1	7	10	0 to 10	100.0	*	*
11/04/2024	03:00	0	0	0	0	1	0	0	0	0	0	0	0	0	0	0	0	0	0	0	0	1	32	35	25 to 35	100.0	*	*
11/04/2024	04:00	0	0	1	3	1	1	2	0	0	0	0	0	0	0	0	0	0	0	0	0	8	32.1	42.5	20 to 30	50.0	3	37.5
11/04/2024	05:00	0	0	0	5	11	1	2	0	0	0	0	0	0	0	0	0	0	0	0	0	19	32.3	35	25 to 35	84.2	3	15.8
11/04/2024	06:00	1	1	4	16	23	10	0	0	0	0	0	0	0	0	0	0	0	0	0	0	55	30.5	36	25 to 35	70.9	10	18.2
11/04/2024	07:00	1	0	0	23	35	11	2	1	1	0	0	0	0	0	0	0	0	0	0	0	74	32.1	36.8	25 to 35	78.4	15	20.3
11/04/2024	08:00	0	3	0	13	21	9	1	0	0	0	0	0	0	0	0	0	0	0	0	0	47	31.3	36.7	25 to 35	72.3	10	21.3
11/04/2024	09:00	0	0	4	30	31	5	5	0	0	0	0	0	0	0	0	0	0	0	0	0	75	30.9	34.8	25 to 35	81.3	10	13.3
11/04/2024	10:00	2	3	4	22	25	5	3	1	0	0	0	0	0	0	0	0	0	0	0	0	65	29.8	34.8	25 to 35	72.3	9	13.8
11/04/2024	11:00	1	0	3	17	34	7	0	1	0	0	0	0	0	0	0	0	0	0	0	0	63	31.1	34.9	25 to 35	81.0	8	12.7
11/04/2024	12:00	2	1	1	6	25	3	1	0	0	0	0	0	0	0	0	0	0	0	0	0	39	30.4	34.6	25 to 35	79.5	4	10.3
11/04/2024	13:00	0	3	2	20	19	8	6	0	0	1	0	0	0	0	0	0	0	0	0	0	59	31.7	38.8	25 to 35	66.1	15	25.4
11/04/2024	14:00	2	1	6	21	18	7	2	1	0	0	0	0	0	0	0	0	0	0	0	0	58	29.8	35.7	25 to 35	67.2	10	17.2
11/04/2024	15:00	0	1	2	15	22	4	6	0	1	0	0	0	0	0	0	0	0	0	0	0	51	32.2	38.8	25 to 35	72.5	11	21.6
11/04/2024	16:00	1	0	0	16	34	15	3	2	0	0	0	0	0	0	0	0	0	0	0	0	71	32.9	38	25 to 35	70.4	20	28.2
11/04/2024	17:00	1	0	3	17	31	13	5	1	0	0	0	0	0	0	0	0	0	0	0	0	71	32.4	38.1	25 to 35	67.6	19	26.8
11/04/2024	18:00	0	0	0	8	18	5	2	0	0	0	0	0	0	0	0	0	0	0	0	0	33	32.5	37	25 to 35	78.8	7	21.2
11/04/2024	19:00	0	0	5	13	6	0	1	0	0	0	0	0	0	0	0	0	0	0	0	0	25	28.2	32.5	25 to 35	76.0	1	4.0
11/04/2024	20:00	0	0	3	8	13	3	0	2	0	0	0	0	0	0	0	0	0	0	0	0	29	31.4	36.7	25 to 35	72.4	5	17.2
11/04/2024	21:00	0	0	4	2	3	1	0	0	1	0	0	0	0	0	0	0	0	0	0	0	11	29.9	35	20 to 30	54.5	2	18.2
11/04/2024	22:00	0	0	0	0	0	0	0	0	0	0	0	0	0	0	0	0	0	0	0	0	0	0	0	*	*	*	*
11/04/2024	23:00	0	1	0	0	0	0	1	0	0	0	0	0	0	0	0	0	0	0	0	0	2	29.5	45	10 to 20	50.0	1	50.0
24 Hr Summary		12	14	43	255	371	108	42	9	3	1	0	0	0	0	0	0	0	0	0	858	31.3	36.6	25 to 35	73.0	163	19.0	

Incoming Histogram

2024 April Cheddington Road

from Wed-Mar-13-2024-02-00-PM to Mon-Apr-29-2024-11-59-AM

Date	Starting Hr:min	<15	15 to <20	20 to <25	25 to <30	30 to <35	35 to <40	40 to <45	45 to <50	50 to <55	55 to <60	60 to <65	65 to <70	70 to <75	75 to <80	80 to <85	85 to <90	90 to <95	95 to <100	100 to >105	Total Counts	Avg Speed (MPH)	85pet Speed	10MPH Pace	% in pace	# of Speeders	% Speeders
12/04/2024	00:00	0	0	0	0	0	0	0	0	0	0	0	0	0	0	0	0	0	0	0	0	0	0	*	*	*	*
12/04/2024	01:00	0	0	0	0	0	0	0	0	0	0	0	0	0	0	0	0	0	0	0	0	0	0	*	*	*	*
12/04/2024	02:00	1	0	0	0	1	0	0	0	0	0	0	0	0	0	0	0	0	0	0	2	22	35	5 to 15	50.0	*	*
12/04/2024	03:00	0	0	0	1	1	0	0	0	0	0	0	0	0	0	0	0	0	0	0	2	29.5	35	25 to 35	100.0	*	*
12/04/2024	04:00	0	0	0	2	0	3	2	0	0	0	0	0	0	0	0	0	0	0	0	7	35.9	42.5	35 to 45	71.4	5	71.4
12/04/2024	05:00	0	0	1	3	6	5	0	0	0	0	0	0	0	0	0	0	0	0	0	15	32.3	38	30 to 40	73.3	5	33.3
12/04/2024	06:00	2	1	3	11	21	3	4	0	0	0	0	0	0	0	0	0	0	0	0	45	30.3	35	25 to 35	71.1	7	15.6
12/04/2024	07:00	3	1	0	20	32	12	2	1	0	0	0	0	0	0	0	0	0	0	0	71	31.3	36.7	25 to 35	73.2	15	21.1
12/04/2024	08:00	2	1	5	15	21	11	1	0	0	0	0	0	0	0	0	0	0	0	0	56	30.3	36.8	25 to 35	64.3	12	21.4
12/04/2024	09:00	1	1	1	21	28	8	2	0	0	0	0	0	0	0	0	0	0	0	0	62	31	35.6	25 to 35	79.0	10	16.1
12/04/2024	10:00	1	2	3	17	29	5	2	0	0	0	0	0	0	0	0	0	0	0	0	59	30.4	34.7	25 to 35	78.0	7	11.9
12/04/2024	11:00	1	5	1	15	24	12	6	0	0	0	0	0	0	0	0	0	0	0	0	64	31.5	38.3	25 to 35	60.9	18	28.1
12/04/2024	12:00	6	3	4	21	23	8	3	3	0	0	0	0	0	0	0	0	0	0	0	71	29.6	36.9	25 to 35	62.0	14	19.7
12/04/2024	13:00	0	4	2	16	30	7	0	0	0	0	0	0	0	0	0	0	0	0	0	59	30.3	34.7	25 to 35	78.0	7	11.9
12/04/2024	14:00	2	1	1	27	20	8	4	2	0	0	0	0	0	0	0	0	0	0	0	65	31	37.5	25 to 35	72.3	14	21.5
12/04/2024	15:00	3	1	6	24	25	6	3	2	0	0	0	0	0	0	0	0	0	0	0	70	30	35.8	25 to 35	70.0	11	15.7
12/04/2024	16:00	0	0	5	15	23	18	2	0	0	0	0	0	0	0	0	0	0	0	0	63	32.2	38.1	30 to 40	65.1	20	31.7
12/04/2024	17:00	0	1	0	13	20	10	2	2	0	0	0	0	0	0	0	0	0	0	0	48	32.8	38.5	25 to 35	68.8	14	29.2
12/04/2024	18:00	0	0	1	9	14	7	1	0	0	0	0	0	0	0	0	0	0	0	0	32	32.1	37.1	25 to 35	71.9	8	25.0
12/04/2024	19:00	0	0	1	9	5	2	1	1	0	0	0	0	0	0	0	0	0	0	0	19	31.3	37.5	25 to 35	73.7	4	21.1
12/04/2024	20:00	0	0	2	4	9	3	0	0	0	0	0	0	0	0	0	0	0	0	0	18	30.9	35	25 to 35	72.2	3	16.7
12/04/2024	21:00	0	0	0	2	2	1	2	0	0	0	0	0	0	0	0	0	0	0	0	7	34.4	42.5	25 to 35	57.1	3	42.9
12/04/2024	22:00	0	0	0	0	3	0	0	1	0	0	0	0	0	0	0	0	0	0	0	4	36	35	25 to 35	75.0	1	25.0
12/04/2024	23:00	0	0	0	1	3	1	0	0	0	0	0	0	0	0	0	0	0	0	0	5	32.2	35	25 to 35	80.0	1	20.0
24 Hr Summary		22	21	36	246	340	130	37	12	0	0	0	0	0	0	0	0	0	0	0	844	31	37	25 to 35	69.4	179	21.2

Incoming Histogram

2024 April Cheddington Road

from Wed-Mar-13-2024-02-00-PM to Mon-Apr-29-2024-11-59-AM

Date	Starting Hr:min	<15	15 to <20	20 to <25	25 to <30	30 to <35	35 to <40	40 to <45	45 to <50	50 to <55	55 to <60	60 to <65	65 to <70	70 to <75	75 to <80	80 to <85	85 to <90	90 to <95	95 to <100	100 to >105	Total Counts	Avg Speed (MPH)	85pet Speed	10MPH Pace	% in pace	# of Speeders	% Speeders	
13/04/2024	00:00	0	0	0	1	0	1	0	0	0	0	0	0	0	0	0	0	0	0	0	0	2	32	40	20 to 30	50.0	1	50.0
13/04/2024	01:00	0	0	0	0	0	0	0	0	0	0	0	0	0	0	0	0	0	0	0	0	0	0	0	*	*	*	*
13/04/2024	02:00	0	0	0	0	0	0	1	0	0	0	0	0	0	0	0	0	0	0	0	0	1	42	45	35 to 45	100.0	1	100.0
13/04/2024	03:00	0	0	0	0	0	0	0	0	0	0	0	0	0	0	0	0	0	0	0	0	0	0	0	*	*	*	*
13/04/2024	04:00	0	0	0	0	1	2	1	0	0	0	0	0	0	0	0	0	0	0	0	0	4	37	40	30 to 40	75.0	3	75.0
13/04/2024	05:00	2	0	0	2	0	3	0	0	0	0	0	0	0	0	0	0	0	0	0	0	7	27.1	38.3	30 to 40	42.9	3	42.9
13/04/2024	06:00	0	0	2	4	6	5	2	1	0	0	0	0	0	0	0	0	0	0	0	0	20	33.2	40	30 to 40	55.0	8	40.0
13/04/2024	07:00	2	5	3	9	10	11	3	0	0	0	0	0	0	0	0	0	0	0	0	0	43	29.9	38.6	30 to 40	48.8	14	32.6
13/04/2024	08:00	2	9	1	16	28	11	3	0	0	0	0	0	0	0	0	0	0	0	0	0	70	29.8	36.8	25 to 35	62.9	14	20.0
13/04/2024	09:00	2	5	8	24	24	9	3	0	0	0	0	0	0	0	0	0	0	0	0	0	75	29.2	35.6	25 to 35	64.0	12	16.0
13/04/2024	10:00	3	9	2	16	21	3	2	0	0	0	0	0	0	0	0	0	0	0	0	0	56	27.7	34.3	25 to 35	66.1	5	8.9
13/04/2024	11:00	4	3	4	18	14	8	6	0	0	0	0	0	0	0	0	0	0	0	0	0	57	29.6	38.1	25 to 35	56.1	14	24.6
13/04/2024	12:00	0	6	5	22	20	4	1	0	0	0	0	0	0	0	0	0	0	0	0	0	58	28.6	34	25 to 35	72.4	5	8.6
13/04/2024	13:00	1	4	3	20	33	10	2	1	0	0	0	0	0	0	0	0	0	0	0	0	74	30.7	36	25 to 35	71.6	13	17.6
13/04/2024	14:00	1	2	3	26	20	7	0	0	0	0	0	0	0	0	0	0	0	0	0	0	59	29.4	34.5	25 to 35	78.0	7	11.9
13/04/2024	15:00	4	6	0	12	18	9	2	1	1	0	0	0	0	0	0	0	0	0	0	0	53	29.9	37.8	25 to 35	56.6	13	24.5
13/04/2024	16:00	0	0	2	13	24	12	0	0	0	0	0	0	0	0	0	0	0	0	0	0	51	31.9	36.7	25 to 35	72.5	12	23.5
13/04/2024	17:00	1	0	3	19	17	6	2	0	0	0	1	0	0	0	0	0	0	0	0	0	49	31	36.7	25 to 35	73.5	9	18.4
13/04/2024	18:00	1	0	0	8	9	12	2	1	0	0	0	0	0	0	0	0	0	0	0	0	33	33.3	39.2	30 to 40	63.6	15	45.5
13/04/2024	19:00	1	0	1	9	8	3	1	0	1	0	0	0	0	0	0	0	0	0	0	0	24	31	36.7	25 to 35	70.8	5	20.8
13/04/2024	20:00	0	2	1	2	10	0	2	0	0	0	0	0	0	0	0	0	0	0	0	0	17	30.5	34.5	25 to 35	70.6	2	11.8
13/04/2024	21:00	0	0	1	12	4	0	0	0	0	0	0	0	0	0	0	0	0	0	0	0	17	28.2	31.2	25 to 35	94.1	*	*
13/04/2024	22:00	0	0	3	3	5	2	0	0	0	0	0	0	0	0	0	0	0	0	0	0	13	29.6	35	25 to 35	61.5	2	15.4
13/04/2024	23:00	0	0	0	2	1	0	1	0	0	0	0	0	0	0	0	0	0	0	0	0	4	32	35	25 to 35	75.0	1	25.0
24 Hr Summary		24	51	42	238	273	118	34	4	2	0	1	0	0	0	0	0	0	0	0	0	787	30.1	36.7	25 to 35	64.9	159	20.2

Incoming Histogram

2024 April Cheddington Road

from Wed-Mar-13-2024-02-00-PM to Mon-Apr-29-2024-11-59-AM

Date	Starting Hr:min	<15	15 to <20	20 to <25	25 to <30	30 to <35	35 to <40	40 to <45	45 to <50	50 to <55	55 to <60	60 to <65	65 to <70	70 to <75	75 to <80	80 to <85	85 to <90	90 to <95	95 to <100	100 to >105	Total Counts	Avg Speed (MPH)	85pet Speed	10MPH Pace	% in pace	# of Speeders	% Speeders
14/04/2024	00:00	0	0	1	1	2	0	0	0	0	0	0	0	0	0	0	0	0	0	0	4	28.3	32.5	25 to 35	75.0	*	*
14/04/2024	01:00	0	1	1	0	1	0	0	0	0	0	0	0	0	0	0	0	0	0	0	3	23.7	35	15 to 25	66.7	*	*
14/04/2024	02:00	0	0	0	0	0	0	0	0	0	0	0	0	0	0	0	0	0	0	0	0	0	0	*	*	*	*
14/04/2024	03:00	0	0	0	0	0	0	1	0	0	0	0	0	0	0	0	0	0	0	0	1	42	45	35 to 45	100.0	1	100.0
14/04/2024	04:00	0	0	0	0	1	3	0	0	0	0	0	0	0	0	0	0	0	0	0	4	36	38.3	30 to 40	100.0	3	75.0
14/04/2024	05:00	0	0	0	1	4	0	0	0	0	0	0	0	0	0	0	0	0	0	0	5	31.4	33.8	25 to 35	100.0	*	*
14/04/2024	06:00	0	0	2	1	6	1	1	0	0	0	0	0	0	0	0	0	0	0	0	11	31.5	35	25 to 35	63.6	2	18.2
14/04/2024	07:00	1	4	1	3	6	13	2	0	1	0	0	0	0	0	0	0	0	0	0	31	32.3	39.2	30 to 40	61.3	16	51.6
14/04/2024	08:00	2	7	3	10	20	3	3	0	0	0	0	0	0	0	0	0	0	0	0	48	28.6	34.8	25 to 35	62.5	6	12.5
14/04/2024	09:00	3	6	6	18	14	6	0	0	0	0	0	0	0	0	0	0	0	0	0	53	27.3	34.3	25 to 35	60.4	6	11.3
14/04/2024	10:00	2	5	3	19	21	12	2	0	0	0	0	0	0	0	0	0	0	0	0	64	30	36.7	25 to 35	62.5	14	21.9
14/04/2024	11:00	3	15	11	33	26	8	4	0	0	0	0	0	0	0	0	0	0	0	0	100	27.6	34.4	25 to 35	59.0	12	12.0
14/04/2024	12:00	2	3	3	19	16	14	3	1	0	0	0	0	0	0	0	0	0	0	0	61	30.8	38.2	25 to 35	57.4	18	29.5
14/04/2024	13:00	2	4	2	20	28	9	2	1	1	0	0	0	0	0	0	0	0	0	0	69	30.7	36.7	25 to 35	69.6	13	18.8
14/04/2024	14:00	1	0	5	22	25	3	1	1	0	0	0	0	0	0	0	0	0	0	0	58	30	34.2	25 to 35	81.0	5	8.6
14/04/2024	15:00	0	3	2	11	28	7	3	0	0	0	0	0	0	0	0	0	0	0	0	54	31.4	36.4	25 to 35	72.2	10	18.5
14/04/2024	16:00	1	0	2	9	13	7	5	0	1	0	0	0	0	0	0	0	0	0	0	38	32.8	40	25 to 35	57.9	13	34.2
14/04/2024	17:00	0	1	1	8	13	8	2	3	0	0	0	0	0	0	0	0	0	0	0	36	33.4	40	25 to 35	58.3	13	36.1
14/04/2024	18:00	0	1	0	5	9	4	1	0	0	0	0	0	0	0	0	0	0	0	0	20	31.9	37.5	25 to 35	70.0	5	25.0
14/04/2024	19:00	1	0	1	4	5	1	0	0	0	0	0	0	0	0	0	0	0	0	0	12	28.5	34	25 to 35	75.0	1	8.3
14/04/2024	20:00	0	0	2	2	4	2	1	0	0	0	0	0	0	0	0	0	0	0	0	11	31.3	37.5	25 to 35	54.5	3	27.3
14/04/2024	21:00	0	0	0	0	0	1	1	0	0	0	0	0	0	0	0	0	0	0	0	2	39.5	45	35 to 45	100.0	2	100.0
14/04/2024	22:00	0	0	0	0	1	0	0	0	1	0	0	0	0	0	0	0	0	0	0	2	42	55	25 to 35	50.0	1	50.0
14/04/2024	23:00	0	1	0	0	0	0	0	0	0	0	0	0	0	0	0	0	0	0	0	1	17	20	10 to 20	100.0	*	*
24 Hr Summary		18	51	46	186	243	102	32	6	4	0	0	0	0	0	0	0	0	0	0	688	30.2	37	25 to 35	62.4	144	20.9

Incoming Histogram

2024 April Cheddington Road

from Wed-Mar-13-2024-02-00-PM to Mon-Apr-29-2024-11-59-AM

Date	Starting Hr:min	<15	15 to <20	20 to <25	25 to <30	30 to <35	35 to <40	40 to <45	45 to <50	50 to <55	55 to <60	60 to <65	65 to <70	70 to <75	75 to <80	80 to <85	85 to <90	90 to <95	95 to <100	100 to >105	Total Counts	Avg Speed (MPH)	85pet Speed	10MPH Pace	% in pace	# of Speeders	% Speeders
15/04/2024	00:00	0	0	0	0	0	0	0	0	0	0	0	0	0	0	0	0	0	0	0	0	0	0	*	*	*	*
15/04/2024	01:00	0	0	0	0	0	0	0	0	0	0	0	0	0	0	0	0	0	0	0	0	0	0	*	*	*	*
15/04/2024	02:00	1	0	0	0	0	0	0	0	0	0	0	0	0	0	0	0	0	0	0	1	12	15	5 to 15	100.0	*	*
15/04/2024	03:00	0	0	0	0	0	0	1	0	0	0	0	0	0	0	0	0	0	0	0	1	42	45	35 to 45	100.0	1	100.0
15/04/2024	04:00	0	0	0	0	2	1	2	0	0	0	0	0	0	0	0	0	0	0	0	5	37	42.5	30 to 40	60.0	3	60.0
15/04/2024	05:00	6	1	2	2	10	4	3	0	0	0	0	0	0	0	0	0	0	0	0	28	27.5	38.8	30 to 40	50.0	7	25.0
15/04/2024	06:00	0	2	3	18	29	8	2	0	0	0	0	0	0	0	0	0	0	0	0	62	31	35.6	25 to 35	75.8	10	16.1
15/04/2024	07:00	66	0	0	11	37	19	5	0	0	0	0	0	0	0	0	0	0	0	0	138	22	35.8	5 to 15	47.8	24	17.4
15/04/2024	08:00	103	19	5	17	16	3	0	0	0	0	0	0	0	0	0	0	0	0	0	163	15.9	28.5	5 to 15	63.2	3	1.8
15/04/2024	09:00	0	0	4	25	23	9	4	0	0	0	0	0	0	0	0	0	0	0	0	65	31.2	36.7	25 to 35	73.8	13	20.0
15/04/2024	10:00	4	2	4	13	23	8	0	0	0	0	0	0	0	0	0	0	0	0	0	54	29.1	35	25 to 35	66.7	8	14.8
15/04/2024	11:00	0	3	2	11	13	8	0	0	0	0	0	0	0	0	0	0	0	0	0	37	30.2	36.2	25 to 35	64.9	8	21.6
15/04/2024	12:00	0	1	1	17	23	6	3	1	0	0	0	0	0	0	0	0	0	0	0	52	31.7	36.7	25 to 35	76.9	10	19.2
15/04/2024	13:00	13	7	3	17	21	12	0	0	0	0	0	0	0	0	0	0	0	0	0	73	26.6	35.4	25 to 35	52.1	12	16.4
15/04/2024	14:00	15	8	4	10	22	9	3	1	0	0	0	0	0	0	0	0	0	0	0	72	26.3	36.1	25 to 35	44.4	13	18.1
15/04/2024	15:00	33	26	14	21	33	15	4	1	0	0	0	0	0	0	0	0	0	0	0	147	24.2	34.7	25 to 35	36.7	20	13.6
15/04/2024	16:00	0	0	0	24	24	13	3	0	0	0	0	0	0	0	0	0	0	0	0	64	32.1	37.3	25 to 35	75.0	16	25.0
15/04/2024	17:00	0	0	3	10	33	15	3	1	1	0	0	0	0	0	0	0	0	0	0	66	33.3	38.3	30 to 40	72.7	20	30.3
15/04/2024	18:00	0	0	1	7	13	5	2	0	0	0	0	0	0	0	0	0	0	0	0	28	32.4	38	25 to 35	71.4	7	25.0
15/04/2024	19:00	0	0	0	5	4	3	0	2	1	0	0	0	0	0	0	0	0	0	0	15	35.1	47.5	25 to 35	60.0	6	40.0
15/04/2024	20:00	0	0	0	7	8	0	0	0	0	0	0	0	0	0	0	0	0	0	0	15	30	33.8	25 to 35	100.0	*	*
15/04/2024	21:00	0	1	0	2	5	0	0	1	0	0	0	0	0	0	0	0	0	0	0	9	31.1	35	25 to 35	77.8	1	11.1
15/04/2024	22:00	0	0	0	2	0	0	0	0	0	0	0	0	0	0	0	0	0	0	0	2	27	30	20 to 30	100.0	*	*
15/04/2024	23:00	0	0	0	0	0	0	0	0	0	0	0	0	0	0	0	0	0	0	0	0	0	0	*	*	*	*
24 Hr Summary		241	70	46	219	339	138	35	7	2	0	0	0	0	0	0	0	0	0	0	1097	26.2	35.6	25 to 35	50.9	182	16.6

Incoming Histogram

2024 April Cheddington Road

from Wed-Mar-13-2024-02-00-PM to Mon-Apr-29-2024-11-59-AM

Date	Starting Hr:min	<15	15 to <20	20 to <25	25 to <30	30 to <35	35 to <40	40 to <45	45 to <50	50 to <55	55 to <60	60 to <65	65 to <70	70 to <75	75 to <80	80 to <85	85 to <90	90 to <95	95 to <100	100 to >105	Total Counts	Avg Speed (MPH)	85pct Speed	10MPH Pace	% in pace	# of Speeders	% Speeders	
16/04/2024	00:00	110	17	0	0	0	0	0	0	0	0	0	0	0	0	0	0	0	0	0	0	127	11.5	14.9	5 to 15	86.6	*	*
16/04/2024	01:00	0	0	0	0	0	0	0	0	0	0	0	0	0	0	0	0	0	0	0	0	0	0	0	*	*	*	*
16/04/2024	02:00	0	0	0	1	1	0	0	0	0	0	0	0	0	0	0	0	0	0	0	0	2	29.5	35	25 to 35	100.0	*	*
16/04/2024	03:00	0	0	0	0	0	0	0	0	0	0	0	0	0	0	0	0	0	0	0	0	0	0	0	*	*	*	*
16/04/2024	04:00	0	1	1	0	2	0	1	0	0	0	0	0	0	0	0	0	0	0	0	0	5	29	35	15 to 25	40.0	1	20.0
16/04/2024	05:00	0	0	0	7	9	6	1	0	0	0	0	0	0	0	0	0	0	0	0	0	23	32.5	38.3	25 to 35	69.6	7	30.4
16/04/2024	06:00	0	2	0	18	34	11	3	1	0	0	0	0	0	0	0	0	0	0	0	0	69	32.2	37.3	25 to 35	75.4	15	21.7
16/04/2024	07:00	4	0	5	32	34	16	5	0	0	0	0	0	0	0	0	0	0	0	0	0	96	30.7	37.2	25 to 35	68.8	21	21.9
16/04/2024	08:00	0	2	2	18	27	6	3	2	0	0	0	0	0	0	0	0	0	0	0	0	60	31.6	36.7	25 to 35	75.0	11	18.3
16/04/2024	09:00	2	2	2	21	18	4	1	0	0	0	0	0	0	0	0	0	0	0	0	0	50	29.1	34.2	25 to 35	78.0	5	10.0
16/04/2024	10:00	3	3	0	17	19	9	1	0	0	0	0	0	0	0	0	0	0	0	0	0	52	29.7	36.1	25 to 35	69.2	10	19.2
16/04/2024	11:00	1	0	5	23	23	6	1	1	0	0	0	0	0	0	0	0	0	0	0	0	60	30.3	34.8	25 to 35	76.7	8	13.3
16/04/2024	12:00	1	2	5	29	38	4	1	0	0	0	0	0	0	0	0	0	0	0	0	0	80	29.8	34.1	25 to 35	83.8	5	6.3
16/04/2024	13:00	4	1	2	9	19	9	2	0	0	0	0	0	0	0	0	0	0	0	0	0	46	30.1	37.2	25 to 35	60.9	11	23.9
16/04/2024	14:00	5	0	3	21	27	15	2	1	0	0	0	0	0	0	0	0	0	0	0	0	74	30.5	37.3	25 to 35	64.9	18	24.3
16/04/2024	15:00	2	4	6	23	28	8	2	1	0	0	0	0	0	0	0	0	0	0	0	0	74	29.7	35	25 to 35	68.9	11	14.9
16/04/2024	16:00	16	0	1	31	23	10	2	1	0	0	0	0	0	0	0	0	0	0	0	0	84	27	35	25 to 35	64.3	13	15.5
16/04/2024	17:00	8	3	0	14	24	8	3	0	0	0	0	0	0	0	0	0	0	0	0	0	60	28.4	36.2	25 to 35	63.3	11	18.3
16/04/2024	18:00	1	0	4	10	22	5	2	0	0	0	0	0	0	0	0	0	0	0	0	0	44	30.9	35	25 to 35	72.7	7	15.9
16/04/2024	19:00	0	0	2	4	4	2	1	0	0	0	0	0	0	0	0	0	0	0	0	0	13	30.6	37.5	25 to 35	61.5	3	23.1
16/04/2024	20:00	1	0	1	5	3	1	2	0	0	0	0	0	0	0	0	0	0	0	0	0	13	29.6	40	25 to 35	61.5	3	23.1
16/04/2024	21:00	0	0	0	3	3	2	1	0	0	0	0	0	0	0	0	0	0	0	0	0	9	32.8	40	25 to 35	66.7	3	33.3
16/04/2024	22:00	0	0	0	0	2	0	0	0	0	0	0	0	0	0	0	0	0	0	0	0	2	32	35	25 to 35	100.0	*	*
16/04/2024	23:00	0	0	0	0	0	0	0	0	0	0	0	0	0	0	0	0	0	0	0	0	0	0	0	*	*	*	*
24 Hr Summary		158	37	39	286	360	122	34	7	0	0	0	0	0	0	0	0	0	0	0	1043	27.8	35.3	25 to 35	61.9	163	15.6	

Incoming Histogram

2024 April Cheddington Road

from Wed-Mar-13-2024-02-00-PM to Mon-Apr-29-2024-11-59-AM

Date	Starting Hr:min	<15	15 to <20	20 to <25	25 to <30	30 to <35	35 to <40	40 to <45	45 to <50	50 to <55	55 to <60	60 to <65	65 to <70	70 to <75	75 to <80	80 to <85	85 to <90	90 to <95	95 to <100	100 to >105	Total Counts	Avg Speed (MPH)	85pet Speed	10MPH Pace	% in pace	# of Speeders	% Speeders
17/04/2024	00:00	0	0	0	0	0	0	0	0	0	0	0	0	0	0	0	0	0	0	0	0	0	0	*	*	*	*
17/04/2024	01:00	0	0	0	0	0	0	0	0	0	0	0	0	0	0	0	0	0	0	0	0	0	0	*	*	*	*
17/04/2024	02:00	0	0	0	1	1	0	0	0	0	0	0	0	0	0	0	0	0	0	0	2	29.5	35	25 to 35	100.0	*	*
17/04/2024	03:00	0	0	0	0	0	0	0	0	0	0	0	0	0	0	0	0	0	0	0	0	0	0	*	*	*	*
17/04/2024	04:00	0	0	0	1	2	1	1	0	0	0	0	0	0	0	0	0	0	0	0	5	34.2	40	25 to 35	60.0	2	40.0
17/04/2024	05:00	0	0	1	3	12	2	4	0	0	0	0	0	0	0	0	0	0	0	0	22	33.5	41.2	25 to 35	68.2	6	27.3
17/04/2024	06:00	1	2	3	26	36	10	2	0	0	0	0	0	0	0	0	0	0	0	0	80	30.7	35	25 to 35	77.5	12	15.0
17/04/2024	07:00	4	1	3	18	43	22	2	2	0	0	0	0	0	0	0	0	0	0	0	95	31.9	37.7	30 to 40	68.4	26	27.4
17/04/2024	08:00	0	0	2	17	25	14	3	2	0	0	1	0	0	0	0	0	0	0	0	64	33.3	38.6	25 to 35	65.6	20	31.3
17/04/2024	09:00	0	0	0	8	14	11	0	0	0	0	0	0	0	0	0	0	0	0	0	33	32.8	37.7	30 to 40	75.8	11	33.3
17/04/2024	10:00	2	0	3	18	16	8	3	0	0	0	0	0	0	0	0	0	0	0	0	50	30.5	36.9	25 to 35	68.0	11	22.0
17/04/2024	11:00	6	0	8	17	16	8	1	1	0	0	0	0	0	0	0	0	0	0	0	57	28.5	35.6	25 to 35	57.9	10	17.5
17/04/2024	12:00	1	1	3	21	19	10	0	0	0	0	0	0	0	0	0	0	0	0	0	55	30.3	36	25 to 35	72.7	10	18.2
17/04/2024	13:00	3	0	4	24	19	8	3	0	0	0	0	0	0	0	0	0	0	0	0	61	29.9	36.2	25 to 35	70.5	11	18.0
17/04/2024	14:00	4	1	4	31	25	9	1	0	0	0	0	0	0	0	0	0	0	0	0	75	29.2	34.8	25 to 35	74.7	10	13.3
17/04/2024	15:00	3	1	6	28	30	5	3	0	0	0	0	0	0	0	0	0	0	0	0	76	29.5	34.5	25 to 35	76.3	8	10.5
17/04/2024	16:00	0	0	2	18	38	15	3	1	0	0	0	0	0	0	0	0	0	0	0	77	32.6	37.3	25 to 35	72.7	19	24.7
17/04/2024	17:00	2	1	3	25	34	8	7	0	0	0	0	0	0	0	0	0	0	0	0	80	31.2	36.9	25 to 35	73.8	15	18.8
17/04/2024	18:00	0	1	0	15	19	8	3	0	0	0	0	0	0	0	0	0	0	0	0	46	32	37.5	25 to 35	73.9	11	23.9
17/04/2024	19:00	0	1	0	2	11	5	0	0	0	0	0	0	0	0	0	0	0	0	0	19	32.3	37	30 to 40	84.2	5	26.3
17/04/2024	20:00	0	0	0	9	9	3	2	0	0	0	0	0	0	0	0	0	0	0	0	23	31.9	38.3	25 to 35	78.3	5	21.7
17/04/2024	21:00	1	0	1	2	3	5	1	0	1	0	0	0	0	0	0	0	0	0	0	14	33.3	40	30 to 40	57.1	7	50.0
17/04/2024	22:00	0	0	0	0	0	2	0	0	0	0	0	0	0	0	0	0	0	0	0	2	37	40	30 to 40	100.0	2	100.0
17/04/2024	23:00	0	0	0	1	0	0	0	0	0	0	0	0	0	0	0	0	0	0	0	1	27	30	20 to 30	100.0	*	*
24 Hr Summary		27	9	43	285	372	154	39	6	1	0	1	0	0	0	0	0	0	0	0	937	31.1	36.9	25 to 35	70.1	201	21.5

Incoming Histogram

2024 April Cheddington Road

from Wed-Mar-13-2024-02-00-PM to Mon-Apr-29-2024-11-59-AM

Date	Starting Hr:min	<15	15 to <20	20 to <25	25 to <30	30 to <35	35 to <40	40 to <45	45 to <50	50 to <55	55 to <60	60 to <65	65 to <70	70 to <75	75 to <80	80 to <85	85 to <90	90 to <95	95 to <100	100 to >105	Total Counts	Avg Speed (MPH)	85pet Speed	10MPH Pace	% in pace	# of Speeders	% Speeders
18/04/2024	00:00	0	0	0	0	0	0	0	0	0	0	0	0	0	0	0	0	0	0	0	0	0	0	*	*	*	*
18/04/2024	01:00	0	0	0	0	0	0	0	0	0	0	0	0	0	0	0	0	0	0	0	0	0	0	*	*	*	*
18/04/2024	02:00	1	0	0	0	1	1	0	0	0	0	0	0	0	0	0	0	0	0	0	3	25.3	40	30 to 40	66.7	1	33.3
18/04/2024	03:00	0	0	0	1	0	1	0	0	0	0	0	0	0	0	0	0	0	0	0	2	32	40	20 to 30	50.0	1	50.0
18/04/2024	04:00	0	0	0	1	3	0	1	1	0	0	0	0	0	0	0	0	0	0	0	6	35.3	45	25 to 35	66.7	2	33.3
18/04/2024	05:00	0	0	0	1	13	7	2	1	0	0	0	0	0	0	0	0	0	0	0	24	35	39.3	30 to 40	83.3	10	41.7
18/04/2024	06:00	0	2	3	18	33	10	3	1	0	0	0	0	0	0	0	0	0	0	0	70	31.6	37	25 to 35	72.9	14	20.0
18/04/2024	07:00	1	1	1	22	58	23	4	1	0	0	0	0	0	0	0	0	0	0	0	111	32.6	37.4	30 to 40	73.0	28	25.2
18/04/2024	08:00	0	1	3	17	25	23	0	1	0	1	0	0	0	0	0	0	0	0	0	71	32.8	38	30 to 40	67.6	25	35.2
18/04/2024	09:00	4	3	2	19	25	9	2	0	0	0	0	0	0	0	0	0	0	0	0	64	29.5	35.6	25 to 35	68.8	11	17.2
18/04/2024	10:00	0	0	2	22	21	2	3	0	0	0	0	0	0	0	0	0	0	0	0	50	30.6	34.3	25 to 35	86.0	5	10.0
18/04/2024	11:00	0	2	2	18	16	8	1	0	0	0	0	0	0	0	0	0	0	0	0	47	30.5	36.2	25 to 35	72.3	9	19.1
18/04/2024	12:00	2	1	1	27	20	6	3	0	0	0	0	0	0	0	0	0	0	0	0	60	30.1	35	25 to 35	78.3	9	15.0
18/04/2024	13:00	1	2	3	16	25	10	2	0	0	0	0	0	0	0	0	0	0	0	0	59	30.8	36.5	25 to 35	69.5	12	20.3
18/04/2024	14:00	1	1	3	20	25	8	5	0	0	0	0	0	0	0	0	0	0	0	0	63	31.2	37.5	25 to 35	71.4	13	20.6
18/04/2024	15:00	0	2	5	23	30	9	2	0	1	0	0	0	0	0	0	0	0	0	0	72	30.9	35.6	25 to 35	73.6	12	16.7
18/04/2024	16:00	1	2	3	19	34	16	0	2	1	0	0	0	0	0	0	0	0	0	0	78	31.8	37.2	25 to 35	67.9	19	24.4
18/04/2024	17:00	6	0	5	20	31	10	2	0	0	0	0	0	0	0	0	0	0	0	0	74	29.5	35.5	25 to 35	68.9	12	16.2
18/04/2024	18:00	0	1	1	19	21	5	0	1	0	0	0	0	0	0	0	0	0	0	0	48	30.7	34.8	25 to 35	83.3	6	12.5
18/04/2024	19:00	15	0	2	7	6	2	0	0	0	0	0	0	0	0	0	0	0	0	0	32	19.3	32.5	0 to 10	46.9	2	6.3
18/04/2024	20:00	4	0	0	5	7	5	1	1	0	0	0	0	0	0	0	0	0	0	0	23	29	39	25 to 35	52.2	7	30.4
18/04/2024	21:00	6	3	2	5	4	2	1	0	0	0	0	0	0	0	0	0	0	0	0	23	23.2	35	25 to 35	39.1	3	13.0
18/04/2024	22:00	0	1	0	0	2	0	1	0	0	0	0	0	0	0	0	0	0	0	0	4	30.8	35	25 to 35	50.0	1	25.0
18/04/2024	23:00	0	0	0	0	0	0	0	0	0	0	0	0	0	0	0	0	0	0	0	0	0	0	*	*	*	*
24 Hr Summary		42	22	38	280	400	157	33	9	2	1	0	0	0	0	0	0	0	0	0	984	30.6	36.7	25 to 35	69.1	202	20.5

Incoming Histogram

2024 April Cheddington Road

from Wed-Mar-13-2024-02-00-PM to Mon-Apr-29-2024-11-59-AM

Date	Starting Hr:min	<15	15 to <20	20 to <25	25 to <30	30 to <35	35 to <40	40 to <45	45 to <50	50 to <55	55 to <60	60 to <65	65 to <70	70 to <75	75 to <80	80 to <85	85 to <90	90 to <95	95 to <100	100 to >105	Total Counts	Avg Speed (MPH)	85pet Speed	10MPH Pace	% in pace	# of Speeders	% Speeders	
19/04/2024	00:00	0	1	0	1	0	0	0	0	0	0	0	0	0	0	0	0	0	0	0	0	2	22	30	10 to 20	50.0	*	*
19/04/2024	01:00	0	0	0	0	0	0	0	0	0	0	0	0	0	0	0	0	0	0	0	0	0	0	0	*	*	*	*
19/04/2024	02:00	0	0	0	0	0	0	1	0	0	0	0	0	0	0	0	0	0	0	0	1	42	45	35 to 45	100.0	1	100.0	
19/04/2024	03:00	1	0	0	0	0	0	0	0	0	0	0	0	0	0	0	0	0	0	0	1	7	10	0 to 10	100.0	*	*	
19/04/2024	04:00	1	0	0	1	3	1	0	0	0	0	0	0	0	0	0	0	0	0	0	6	28.7	35	25 to 35	66.7	1	16.7	
19/04/2024	05:00	0	0	0	2	10	4	1	0	0	0	0	0	0	0	0	0	0	0	0	17	33.5	37.5	30 to 40	82.4	5	29.4	
19/04/2024	06:00	2	2	2	13	26	7	2	0	0	0	0	0	0	0	0	0	0	0	0	54	30.5	35.7	25 to 35	72.2	9	16.7	
19/04/2024	07:00	2	0	4	21	46	23	5	1	0	0	0	0	0	0	0	0	0	0	0	102	32.4	38	30 to 40	67.6	29	28.4	
19/04/2024	08:00	0	3	5	25	23	7	4	1	0	0	0	0	0	0	0	0	0	0	0	68	30.5	36.4	25 to 35	70.6	12	17.6	
19/04/2024	09:00	7	2	1	9	29	6	4	0	0	0	0	0	0	0	0	0	0	0	0	58	29.6	35.8	25 to 35	65.5	10	17.2	
19/04/2024	10:00	2	3	6	28	21	7	2	0	0	0	0	0	0	0	0	0	0	0	0	69	29	34.8	25 to 35	71.0	9	13.0	
19/04/2024	11:00	3	1	6	26	14	6	2	0	0	0	0	0	0	0	0	0	0	0	0	58	28.7	34.6	25 to 35	69.0	8	13.8	
19/04/2024	12:00	1	1	1	20	22	7	3	1	0	0	0	0	0	0	0	0	0	0	0	56	31.3	37.1	25 to 35	75.0	11	19.6	
19/04/2024	13:00	0	0	2	17	29	7	1	0	0	0	0	0	0	0	0	0	0	0	0	56	31.3	35	25 to 35	82.1	8	14.3	
19/04/2024	14:00	2	2	5	31	31	8	1	0	0	0	0	0	0	0	0	0	0	0	0	80	29.6	34.5	25 to 35	77.5	9	11.3	
19/04/2024	15:00	3	2	4	34	19	14	1	2	1	0	0	0	0	0	0	0	0	0	0	80	30.2	37.1	25 to 35	66.3	18	22.5	
19/04/2024	16:00	0	0	0	19	30	19	3	0	0	0	0	0	0	0	0	0	0	0	0	71	32.9	37.9	25 to 35	69.0	22	31.0	
19/04/2024	17:00	1	1	2	25	18	9	3	1	0	0	0	0	0	0	0	0	0	0	0	60	31	37.2	25 to 35	71.7	13	21.7	
19/04/2024	18:00	0	0	1	10	20	13	3	3	0	0	0	0	0	0	0	0	0	0	0	50	34	39.2	30 to 40	66.0	19	38.0	
19/04/2024	19:00	0	0	2	10	8	2	0	3	0	0	0	0	0	0	0	0	0	0	0	25	31.8	37.5	25 to 35	72.0	5	20.0	
19/04/2024	20:00	0	0	3	4	3	0	0	0	0	0	0	0	0	0	0	0	0	0	0	10	27.3	31.7	20 to 30	70.0	*	*	
19/04/2024	21:00	0	2	0	4	4	0	0	0	0	0	0	0	0	0	0	0	0	0	0	10	27.3	32.5	25 to 35	80.0	*	*	
19/04/2024	22:00	0	0	0	0	0	0	1	0	0	0	0	0	0	0	0	0	0	0	0	1	42	45	35 to 45	100.0	1	100.0	
19/04/2024	23:00	0	0	0	1	3	0	0	0	0	0	0	0	0	0	0	0	0	0	0	4	30.8	33.3	25 to 35	100.0	*	*	
24 Hr Summary		25	20	44	301	359	140	37	12	1	0	0	0	0	0	0	0	0	0	0	939	30.8	36.8	25 to 35	70.3	190	20.2	

Incoming Histogram

2024 April Cheddington Road

from Wed-Mar-13-2024-02-00-PM to Mon-Apr-29-2024-11-59-AM

Date	Starting Hr:min	<15	15 to <20	20 to <25	25 to <30	30 to <35	35 to <40	40 to <45	45 to <50	50 to <55	55 to <60	60 to <65	65 to <70	70 to <75	75 to <80	80 to <85	85 to <90	90 to <95	95 to <100	100 to >105	Total Counts	Avg Speed (MPH)	85pet Speed	10MPH Pace	% in pace	# of Speeders	% Speeders	
20/04/2024	00:00	0	0	0	1	0	0	0	0	0	0	0	0	0	0	0	0	0	0	0	0	1	27	30	20 to 30	100.0	*	*
20/04/2024	01:00	0	0	0	0	1	1	0	0	0	0	0	0	0	0	0	0	0	0	0	0	2	34.5	40	30 to 40	100.0	1	50.0
20/04/2024	02:00	0	0	0	0	0	0	0	0	0	0	0	0	0	0	0	0	0	0	0	0	0	0	0	*	*	*	*
20/04/2024	03:00	0	0	0	1	0	0	0	0	0	0	0	0	0	0	0	0	0	0	0	0	1	27	30	20 to 30	100.0	*	*
20/04/2024	04:00	0	0	1	0	1	2	0	0	0	0	0	0	0	0	0	0	0	0	0	0	4	32	37.5	30 to 40	75.0	2	50.0
20/04/2024	05:00	0	1	0	1	4	4	0	1	0	0	0	0	0	0	0	0	0	0	0	0	11	33.5	38.8	30 to 40	72.7	5	45.5
20/04/2024	06:00	1	0	0	6	6	9	1	0	0	0	0	0	0	0	0	0	0	0	0	0	23	32.6	38.9	30 to 40	65.2	10	43.5
20/04/2024	07:00	0	1	1	8	13	6	4	0	0	0	0	0	0	0	0	0	0	0	0	0	33	32.5	39.2	25 to 35	63.6	10	30.3
20/04/2024	08:00	0	6	4	24	27	12	0	0	0	0	0	0	0	0	0	0	0	0	0	0	73	29.8	35.4	25 to 35	69.9	12	16.4
20/04/2024	09:00	2	3	0	28	32	7	2	0	0	0	0	0	0	0	0	0	0	0	0	0	74	30.1	34.7	25 to 35	81.1	9	12.2
20/04/2024	10:00	3	12	10	31	22	5	0	0	0	0	0	0	0	0	0	0	0	0	0	0	83	26.8	33.4	25 to 35	63.9	5	6.0
20/04/2024	11:00	4	1	2	18	25	6	2	0	0	0	0	0	0	0	0	0	0	0	0	0	58	29.7	34.8	25 to 35	74.1	8	13.8
20/04/2024	12:00	0	1	6	17	33	10	6	0	0	0	0	0	0	0	0	0	0	0	0	0	73	31.7	37.5	25 to 35	68.5	16	21.9
20/04/2024	13:00	3	2	4	21	30	10	8	0	0	1	0	0	0	0	0	0	0	0	0	0	79	31.3	38.5	25 to 35	64.6	19	24.1
20/04/2024	14:00	1	4	2	21	15	9	0	0	0	0	0	0	0	0	0	0	0	0	0	0	52	29.3	35.6	25 to 35	69.2	9	17.3
20/04/2024	15:00	5	5	2	14	20	6	1	0	0	0	0	0	0	0	0	0	0	0	0	0	53	28.1	34.8	25 to 35	64.2	7	13.2
20/04/2024	16:00	0	0	2	7	22	10	1	0	0	0	0	0	0	0	0	0	0	0	0	0	42	32.5	37.5	30 to 40	76.2	11	26.2
20/04/2024	17:00	2	0	3	23	27	8	3	0	0	0	0	0	0	0	0	0	0	0	0	0	66	30.7	35.6	25 to 35	75.8	11	16.7
20/04/2024	18:00	1	0	2	5	12	10	5	0	0	0	0	0	0	0	0	0	0	0	0	0	35	33.3	40	30 to 40	62.9	15	42.9
20/04/2024	19:00	1	2	4	8	9	1	1	0	0	0	0	0	0	0	0	0	0	0	0	0	26	27.7	33.9	25 to 35	65.4	2	7.7
20/04/2024	20:00	0	0	0	1	5	1	2	1	0	0	0	0	0	0	0	0	0	0	0	0	10	35.6	42.5	25 to 35	60.0	4	40.0
20/04/2024	21:00	0	0	1	2	5	1	0	0	0	0	0	0	0	0	0	0	0	0	0	0	9	30.6	35	25 to 35	77.8	1	11.1
20/04/2024	22:00	0	0	0	3	2	2	0	0	0	0	0	0	0	0	0	0	0	0	0	0	7	31.4	37.5	25 to 35	71.4	2	28.6
20/04/2024	23:00	0	0	0	0	2	1	0	0	0	0	0	0	0	0	0	0	0	0	0	0	3	33.7	40	30 to 40	100.0	1	33.3
24 Hr Summary		23	38	44	240	313	121	36	2	0	1	0	0	0	0	0	0	0	0	0	818	30.4	36.5	25 to 35	67.6	160	19.6	

Incoming Histogram

2024 April Cheddington Road

from Wed-Mar-13-2024-02-00-PM to Mon-Apr-29-2024-11-59-AM

Date	Starting Hr:min	<15	15 to <20	20 to <25	25 to <30	30 to <35	35 to <40	40 to <45	45 to <50	50 to <55	55 to <60	60 to <65	65 to <70	70 to <75	75 to <80	80 to <85	85 to <90	90 to <95	95 to <100	100 to >105	Total Counts	Avg Speed (MPH)	85pet Speed	10MPH Pace	% in pace	# of Speeders	% Speeders	
21/04/2024	00:00	1	1	0	0	0	1	0	0	0	0	0	0	0	0	0	0	0	0	0	0	3	22	40	10 to 20	66.7	1	33.3
21/04/2024	01:00	0	0	0	0	0	0	0	0	0	0	0	0	0	0	0	0	0	0	0	0	0	0	0	*	*	*	*
21/04/2024	02:00	0	0	0	0	0	0	0	0	0	0	0	0	0	0	0	0	0	0	0	0	0	0	0	*	*	*	*
21/04/2024	03:00	0	0	0	0	0	1	0	0	0	0	0	0	0	0	0	0	0	0	0	0	1	37	40	30 to 40	100.0	1	100.0
21/04/2024	04:00	0	0	1	0	4	1	2	0	0	0	0	0	0	0	0	0	0	0	0	0	8	34.1	42.5	30 to 40	62.5	3	37.5
21/04/2024	05:00	0	0	0	0	0	1	0	0	0	0	0	0	0	0	0	0	0	0	0	0	1	37	40	30 to 40	100.0	1	100.0
21/04/2024	06:00	1	1	1	2	6	2	1	0	0	0	0	0	0	0	0	0	0	0	0	0	14	29.3	37.5	25 to 35	57.1	3	21.4
21/04/2024	07:00	1	0	1	8	10	4	1	1	0	0	0	0	0	0	0	0	0	0	0	0	26	31.3	37.5	25 to 35	69.2	6	23.1
21/04/2024	08:00	1	4	2	12	15	10	1	0	0	0	0	0	0	0	0	0	0	0	0	0	45	30.2	37	25 to 35	60.0	11	24.4
21/04/2024	09:00	2	4	1	23	34	8	3	0	0	0	0	0	0	0	0	0	0	0	0	0	75	30.3	35	25 to 35	76.0	11	14.7
21/04/2024	10:00	0	2	3	10	23	12	3	0	0	0	0	0	0	0	0	0	0	0	0	0	53	32	37.9	30 to 40	66.0	15	28.3
21/04/2024	11:00	3	13	5	15	24	6	1	0	0	0	0	0	0	0	0	0	0	0	0	0	67	27.4	34.4	25 to 35	58.2	7	10.4
21/04/2024	12:00	0	4	1	13	21	5	1	0	0	0	0	0	0	0	0	0	0	0	0	0	45	30.2	34.8	25 to 35	75.6	6	13.3
21/04/2024	13:00	1	0	2	22	19	10	1	1	0	0	0	0	0	0	0	0	0	0	0	0	56	31.1	37	25 to 35	73.2	12	21.4
21/04/2024	14:00	2	0	2	21	18	6	2	1	0	0	0	0	0	0	0	0	0	0	0	0	52	30.5	35.8	25 to 35	75.0	9	17.3
21/04/2024	15:00	3	1	2	15	18	10	6	1	0	0	0	0	0	0	0	0	0	0	0	0	56	31.6	39.5	25 to 35	58.9	17	30.4
21/04/2024	16:00	1	1	0	13	18	6	0	0	0	0	0	0	0	0	0	0	0	0	0	0	39	30.6	35	25 to 35	79.5	6	15.4
21/04/2024	17:00	3	0	1	12	26	11	1	0	0	0	0	0	0	0	0	0	0	0	0	0	54	31.1	36.8	25 to 35	70.4	12	22.2
21/04/2024	18:00	0	0	2	12	7	3	1	0	0	0	0	0	0	0	0	0	0	0	0	0	25	30.2	35	25 to 35	76.0	4	16.0
21/04/2024	19:00	0	1	0	5	4	1	0	0	0	0	0	0	0	0	0	0	0	0	0	0	11	29.2	33.8	25 to 35	81.8	1	9.1
21/04/2024	20:00	0	0	0	1	4	2	0	0	0	0	0	0	0	0	0	0	0	0	0	0	7	32.9	37.5	30 to 40	85.7	2	28.6
21/04/2024	21:00	0	0	0	2	1	0	1	0	0	0	0	0	0	0	0	0	0	0	0	0	4	32.3	35	25 to 35	75.0	1	25.0
21/04/2024	22:00	0	0	0	0	1	0	0	0	0	0	0	0	0	0	0	0	0	0	0	0	1	32	35	25 to 35	100.0	*	*
21/04/2024	23:00	0	0	0	0	1	0	0	1	0	0	0	0	0	0	0	0	0	0	0	0	2	39.5	50	25 to 35	50.0	1	50.0
24 Hr Summary		19	32	24	186	254	100	25	5	0	0	0	0	0	0	0	0	0	0	0	645	30.5	36.6	25 to 35	68.2	130	20.2	

Incoming Histogram

2024 April Cheddington Road

from Wed-Mar-13-2024-02-00-PM to Mon-Apr-29-2024-11-59-AM

Date	Starting Hr:min	<15	15 to <20	20 to <25	25 to <30	30 to <35	35 to <40	40 to <45	45 to <50	50 to <55	55 to <60	60 to <65	65 to <70	70 to <75	75 to <80	80 to <85	85 to <90	90 to <95	95 to <100	100 to >105	Total Counts	Avg Speed (MPH)	85pet Speed	10MPH Pace	% in pace	# of Speeders	% Speeders	
22/04/2024	00:00	0	1	0	0	0	0	0	0	0	0	0	0	0	0	0	0	0	0	0	0	1	17	20	10 to 20	100.0	*	*
22/04/2024	01:00	0	0	0	0	0	0	1	0	0	0	0	0	0	0	0	0	0	0	0	0	1	42	45	35 to 45	100.0	1	100.0
22/04/2024	02:00	2	0	0	0	1	0	0	0	0	0	0	0	0	0	0	0	0	0	0	0	3	17	35	5 to 15	66.7	*	*
22/04/2024	03:00	0	0	0	0	1	0	0	0	0	0	0	0	0	0	0	0	0	0	0	0	1	32	35	25 to 35	100.0	*	*
22/04/2024	04:00	0	0	1	1	2	3	1	0	0	0	0	0	0	0	0	0	0	0	0	0	8	33.4	40	30 to 40	62.5	4	50.0
22/04/2024	05:00	1	0	0	2	10	6	0	0	0	0	0	0	0	0	0	0	0	0	0	0	19	32.4	37.5	30 to 40	84.2	6	31.6
22/04/2024	06:00	0	0	3	13	28	8	3	0	0	0	0	0	0	0	0	0	0	0	0	0	55	32	36.9	25 to 35	74.5	11	20.0
22/04/2024	07:00	2	1	3	23	46	18	4	0	0	0	0	0	0	0	0	0	0	0	0	0	97	31.7	36.9	25 to 35	71.1	22	22.7
22/04/2024	08:00	0	1	1	19	22	6	2	1	0	0	0	0	0	0	0	0	0	0	0	0	52	31.4	35.8	25 to 35	78.8	9	17.3
22/04/2024	09:00	0	1	2	18	23	11	0	0	0	0	0	0	0	0	0	0	0	0	0	0	55	31.2	36.4	25 to 35	74.5	11	20.0
22/04/2024	10:00	1	0	4	20	32	6	2	0	0	0	0	0	0	0	0	0	0	0	0	0	65	30.7	34.7	25 to 35	80.0	8	12.3
22/04/2024	11:00	0	0	4	14	28	4	1	0	0	0	0	0	0	0	0	0	0	0	0	0	51	30.9	34.5	25 to 35	82.4	5	9.8
22/04/2024	12:00	1	2	5	11	20	3	1	1	0	0	0	0	0	0	0	0	0	0	0	0	44	29.8	34.5	25 to 35	70.5	5	11.4
22/04/2024	13:00	0	4	2	14	18	6	1	0	0	0	0	0	0	0	0	0	0	0	0	0	45	30	35	25 to 35	71.1	7	15.6
22/04/2024	14:00	0	0	4	26	33	13	2	1	0	0	0	0	0	0	0	0	0	0	0	0	79	31.5	36.5	25 to 35	74.7	16	20.3
22/04/2024	15:00	1	0	2	12	25	7	4	1	1	0	0	0	0	0	0	0	0	0	0	0	53	32.5	38.6	25 to 35	69.8	13	24.5
22/04/2024	16:00	0	0	3	20	32	14	2	0	1	0	0	0	0	0	0	0	0	0	0	0	72	32.1	37.1	25 to 35	72.2	17	23.6
22/04/2024	17:00	0	2	4	13	23	8	0	0	0	0	0	0	0	0	0	0	0	0	0	0	50	30.5	35	25 to 35	72.0	8	16.0
22/04/2024	18:00	1	0	3	9	16	7	0	0	0	0	0	0	0	0	0	0	0	0	0	0	36	30.8	36.4	25 to 35	69.4	7	19.4
22/04/2024	19:00	0	0	0	6	7	2	0	0	0	1	0	0	0	0	0	0	0	0	0	0	16	32.6	37.5	25 to 35	81.3	3	18.8
22/04/2024	20:00	0	0	1	7	7	1	0	0	0	0	0	0	0	0	0	0	0	0	0	0	16	29.8	34.3	25 to 35	87.5	1	6.3
22/04/2024	21:00	0	0	0	3	2	0	0	0	0	0	0	0	0	0	0	0	0	0	0	0	5	29.4	32.5	25 to 35	100.0	*	*
22/04/2024	22:00	0	0	0	0	3	0	0	0	0	0	0	0	0	0	0	0	0	0	0	0	3	32.3	35	25 to 35	100.0	*	*
22/04/2024	23:00	0	0	0	0	0	0	0	0	0	0	0	0	0	0	0	0	0	0	0	0	0	0	0	*	*	*	*
24 Hr Summary		9	12	42	231	379	123	24	4	2	1	0	0	0	0	0	0	0	0	0	827	31.2	36.2	25 to 35	73.8	154	18.6	

Incoming Histogram

2024 April Cheddington Road

from Wed-Mar-13-2024-02-00-PM to Mon-Apr-29-2024-11-59-AM

Date	Starting Hr:min	<15	15 to <20	20 to <25	25 to <30	30 to <35	35 to <40	40 to <45	45 to <50	50 to <55	55 to <60	60 to <65	65 to <70	70 to <75	75 to <80	80 to <85	85 to <90	90 to <95	95 to <100	100 to >105	Total Counts	Avg Speed (MPH)	85pet Speed	10MPH Pace	% in pace	# of Speeders	% Speeders
23/04/2024	00:00	0	0	0	0	0	0	0	0	0	0	0	0	0	0	0	0	0	0	0	0	0	0	*	*	*	*
23/04/2024	01:00	0	0	0	0	0	0	0	0	0	0	0	0	0	0	0	0	0	0	0	0	0	0	*	*	*	*
23/04/2024	02:00	1	0	0	0	0	0	0	0	0	0	0	0	0	0	0	0	0	0	0	1	12	15	5 to 15	100.0	*	*
23/04/2024	03:00	0	0	0	0	0	0	1	0	0	0	0	0	0	0	0	0	0	0	0	1	42	45	35 to 45	100.0	1	100.0
23/04/2024	04:00	0	0	0	2	0	1	0	0	0	0	0	0	0	0	0	0	0	0	0	3	30.7	40	20 to 30	66.7	1	33.3
23/04/2024	05:00	1	1	0	3	12	4	1	0	0	0	0	0	0	0	0	0	0	0	0	22	31.5	37.5	30 to 40	72.7	5	22.7
23/04/2024	06:00	0	2	2	19	23	13	3	0	0	0	0	0	0	0	0	0	0	0	0	62	31.6	37.7	25 to 35	67.7	16	25.8
23/04/2024	07:00	3	1	7	38	35	20	3	1	0	0	0	0	0	0	0	0	0	0	0	108	30.7	37	25 to 35	67.6	24	22.2
23/04/2024	08:00	0	1	2	22	19	5	1	0	0	0	0	0	0	0	0	0	0	0	0	50	30.2	34.5	25 to 35	82.0	6	12.0
23/04/2024	09:00	0	2	4	22	25	5	1	0	0	0	0	0	0	0	0	0	0	0	0	59	30	34.4	25 to 35	79.7	6	10.2
23/04/2024	10:00	0	2	1	24	19	4	0	0	0	0	0	0	0	0	0	0	0	0	0	50	29.6	33.9	25 to 35	86.0	4	8.0
23/04/2024	11:00	1	0	4	16	20	4	2	0	0	0	0	0	0	0	0	0	0	0	0	47	30.3	34.8	25 to 35	76.6	6	12.8
23/04/2024	12:00	0	1	2	17	15	9	0	0	0	0	0	0	0	0	0	0	0	0	0	44	30.7	36.1	25 to 35	72.7	9	20.5
23/04/2024	13:00	1	2	1	25	26	9	1	0	0	0	0	0	0	0	0	0	0	0	0	65	30.4	35	25 to 35	78.5	10	15.4
23/04/2024	14:00	2	0	2	16	34	12	2	0	0	0	0	0	0	0	0	0	0	0	0	68	31.6	36.7	25 to 35	73.5	14	20.6
23/04/2024	15:00	0	1	3	21	27	10	0	0	0	0	0	0	0	0	0	0	0	0	0	62	30.9	35.5	25 to 35	77.4	10	16.1
23/04/2024	16:00	0	0	3	23	43	15	1	1	1	0	0	0	0	0	0	0	0	0	0	87	32.1	36.7	25 to 35	75.9	18	20.7
23/04/2024	17:00	3	5	1	20	27	6	4	1	0	0	0	0	0	0	0	0	0	0	0	67	30	35.8	25 to 35	70.1	11	16.4
23/04/2024	18:00	0	0	4	15	19	3	3	0	0	0	0	0	0	0	0	0	0	0	0	44	30.8	34.7	25 to 35	77.3	6	13.6
23/04/2024	19:00	0	0	1	3	7	6	1	0	0	0	0	0	0	0	0	0	0	0	0	18	33.1	38.3	30 to 40	72.2	7	38.9
23/04/2024	20:00	0	0	1	4	5	1	1	0	0	0	0	0	0	0	0	0	0	0	0	12	31	35	25 to 35	75.0	2	16.7
23/04/2024	21:00	0	0	0	4	3	2	0	0	0	0	0	0	0	0	0	0	0	0	0	9	31.1	37.5	25 to 35	77.8	2	22.2
23/04/2024	22:00	0	0	0	0	1	1	1	0	0	0	0	0	0	0	0	0	0	0	0	3	37	45	30 to 40	66.7	2	66.7
23/04/2024	23:00	0	0	0	0	0	0	0	0	0	0	0	0	0	0	0	0	0	0	0	0	0	0	*	*	*	*
24 Hr Summary		12	18	38	294	360	130	26	3	1	0	0	0	0	0	0	0	0	0	0	882	30.8	36.1	25 to 35	74.1	160	18.1

Incoming Histogram

2024 April Cheddington Road

from Wed-Mar-13-2024-02-00-PM to Mon-Apr-29-2024-11-59-AM

Date	Starting Hr:min	<15	15 to <20	20 to <25	25 to <30	30 to <35	35 to <40	40 to <45	45 to <50	50 to <55	55 to <60	60 to <65	65 to <70	70 to <75	75 to <80	80 to <85	85 to <90	90 to <95	95 to <100	100 to >105	Total Counts	Avg Speed (MPH)	85pet Speed	10MPH Pace	% in pace	# of Speeders	% Speeders	
24/04/2024	00:00	0	0	0	1	0	0	0	0	0	0	0	0	0	0	0	0	0	0	0	0	1	27	30	20 to 30	100.0	*	*
24/04/2024	01:00	0	0	0	0	0	0	0	0	0	0	0	0	0	0	0	0	0	0	0	0	0	0	0	*	*	*	*
24/04/2024	02:00	0	0	0	0	0	1	0	0	0	0	0	0	0	0	0	0	0	0	0	0	1	37	40	30 to 40	100.0	1	100.0
24/04/2024	03:00	0	0	0	0	0	1	0	0	0	0	0	0	0	0	0	0	0	0	0	0	1	37	40	30 to 40	100.0	1	100.0
24/04/2024	04:00	0	1	0	3	4	0	1	0	0	0	0	0	0	0	0	0	0	0	0	0	9	30	35	25 to 35	77.8	1	11.1
24/04/2024	05:00	0	0	0	7	8	4	0	0	0	0	0	0	0	0	0	0	0	0	0	0	19	31.6	36.2	25 to 35	78.9	4	21.1
24/04/2024	06:00	3	1	2	21	29	13	1	1	0	0	0	0	0	0	0	0	0	0	0	0	71	30.7	36.5	25 to 35	70.4	15	21.1
24/04/2024	07:00	2	2	1	30	36	16	7	0	0	0	0	0	0	0	0	0	0	0	0	0	94	31.6	37.8	25 to 35	70.2	23	24.5
24/04/2024	08:00	0	0	4	26	28	11	3	1	0	0	0	0	0	0	0	0	0	0	0	0	73	31.5	36.8	25 to 35	74.0	15	20.5
24/04/2024	09:00	0	2	6	12	23	5	0	0	0	0	0	0	0	0	0	0	0	0	0	0	48	29.8	34.6	25 to 35	72.9	5	10.4
24/04/2024	10:00	1	4	2	7	18	2	5	0	0	0	0	0	0	0	0	0	0	0	0	0	39	30.4	37.5	25 to 35	64.1	7	17.9
24/04/2024	11:00	0	4	3	18	12	11	5	0	0	0	0	0	0	0	0	0	0	0	0	0	53	30.9	38.6	25 to 35	56.6	16	30.2
24/04/2024	12:00	1	0	5	9	13	4	2	1	0	0	0	0	0	0	0	0	0	0	0	0	35	30.7	37.5	25 to 35	62.9	7	20.0
24/04/2024	13:00	2	1	2	13	21	8	2	0	0	0	0	0	0	0	0	0	0	0	0	0	49	30.7	36.9	25 to 35	69.4	10	20.4
24/04/2024	14:00	2	4	3	18	16	17	0	1	0	0	0	0	0	0	0	0	0	0	0	0	61	30.4	37.6	25 to 35	55.7	18	29.5
24/04/2024	15:00	2	1	6	22	30	14	3	0	0	0	0	0	0	0	0	0	0	0	0	0	78	30.7	36.8	25 to 35	66.7	17	21.8
24/04/2024	16:00	3	0	2	29	30	13	1	0	0	0	0	0	0	0	0	0	0	0	0	0	78	30.5	35.8	25 to 35	75.6	14	17.9
24/04/2024	17:00	0	2	6	21	36	15	2	0	0	1	0	0	0	0	0	0	0	0	0	0	83	31.5	37	25 to 35	68.7	18	21.7
24/04/2024	18:00	0	2	1	13	17	10	1	1	0	0	0	0	0	0	0	0	0	0	0	0	45	31.7	37.5	25 to 35	66.7	12	26.7
24/04/2024	19:00	0	0	1	3	16	5	0	0	0	0	0	0	0	0	0	0	0	0	0	0	25	32.4	36	30 to 40	84.0	5	20.0
24/04/2024	20:00	1	0	1	6	6	3	0	0	0	0	0	0	0	0	0	0	0	0	0	0	17	29.6	35	25 to 35	70.6	3	17.6
24/04/2024	21:00	0	1	1	5	3	2	0	0	0	0	0	0	0	0	0	0	0	0	0	0	12	28.8	35	25 to 35	66.7	2	16.7
24/04/2024	22:00	0	0	0	0	0	0	0	0	0	0	0	0	0	0	0	0	0	0	0	0	0	0	0	*	*	*	*
24/04/2024	23:00	0	0	0	0	0	0	0	0	0	0	0	0	0	0	0	0	0	0	0	0	0	0	0	*	*	*	*
24 Hr Summary		17	25	46	264	346	155	33	5	0	1	0	0	0	0	0	0	0	0	0	0	892	30.9	36.9	25 to 35	68.4	194	21.7

Incoming Histogram

2024 April Cheddington Road

from Wed-Mar-13-2024-02-00-PM to Mon-Apr-29-2024-11-59-AM

Date	Starting Hr:min	<15	15 to <20	20 to <25	25 to <30	30 to <35	35 to <40	40 to <45	45 to <50	50 to <55	55 to <60	60 to <65	65 to <70	70 to <75	75 to <80	80 to <85	85 to <90	90 to <95	95 to <100	100 to >105	Total Counts	Avg Speed (MPH)	85pet Speed	10MPH Pace	% in pace	# of Speeders	% Speeders	
25/04/2024	00:00	0	0	0	0	0	0	0	0	0	0	0	0	0	0	0	0	0	0	0	0	0	0	*	*	*	*	
25/04/2024	01:00	0	0	0	0	0	0	0	0	0	0	0	0	0	0	0	0	0	0	0	0	0	0	*	*	*	*	
25/04/2024	02:00	0	0	0	0	0	0	0	0	0	0	0	0	0	0	0	0	0	0	0	0	0	0	*	*	*	*	
25/04/2024	03:00	0	0	0	0	0	0	1	0	0	0	0	0	0	0	0	0	0	0	0	0	1	42	45	35 to 45	100.0	1	100.0
25/04/2024	04:00	0	0	0	1	0	2	1	0	0	0	0	0	0	0	0	0	0	0	0	0	4	35.8	40	35 to 45	75.0	3	75.0
25/04/2024	05:00	0	0	0	1	15	7	2	1	0	0	0	0	0	0	0	0	0	0	0	0	26	34.9	39.3	30 to 40	84.6	10	38.5
25/04/2024	06:00	3	0	3	26	31	8	5	3	0	0	0	0	0	0	0	0	0	0	0	0	79	31.3	37.5	25 to 35	72.2	16	20.3
25/04/2024	07:00	1	0	1	13	37	18	9	2	0	0	0	0	0	0	0	0	0	0	0	0	81	33.9	39.7	30 to 40	67.9	29	35.8
25/04/2024	08:00	0	3	3	24	33	6	1	0	0	0	0	0	0	0	0	0	0	0	0	0	70	30.2	34.5	25 to 35	81.4	7	10.0
25/04/2024	09:00	3	2	3	20	29	7	2	0	0	0	0	0	0	0	0	0	0	0	0	0	66	29.9	34.8	25 to 35	74.2	9	13.6
25/04/2024	10:00	2	3	1	13	26	9	2	1	0	0	0	0	0	0	0	0	0	0	0	0	57	30.9	36.7	25 to 35	68.4	12	21.1
25/04/2024	11:00	1	1	5	19	17	7	1	0	0	0	0	0	0	0	0	0	0	0	0	0	51	29.8	35	25 to 35	70.6	8	15.7
25/04/2024	12:00	2	1	2	9	18	4	2	0	1	0	0	0	0	0	0	0	0	0	0	0	39	30.8	36.2	25 to 35	69.2	7	17.9
25/04/2024	13:00	1	0	6	15	24	6	3	1	0	0	0	0	0	0	0	0	0	0	0	0	56	31	36.7	25 to 35	69.6	10	17.9
25/04/2024	14:00	0	0	1	26	25	7	3	0	0	0	0	0	0	0	0	0	0	0	0	0	62	31.2	35.7	25 to 35	82.3	10	16.1
25/04/2024	15:00	1	1	3	25	28	8	4	1	0	0	0	0	0	0	0	0	0	0	0	0	71	31.1	36.2	25 to 35	74.6	13	18.3
25/04/2024	16:00	0	1	3	30	32	11	1	1	0	0	0	0	0	0	0	0	0	0	0	0	79	31	35.5	25 to 35	78.5	13	16.5
25/04/2024	17:00	0	4	5	25	17	11	2	0	1	0	0	0	0	0	0	0	0	0	0	0	65	30.3	36.8	25 to 35	64.6	14	21.5
25/04/2024	18:00	1	1	2	13	17	8	2	0	0	0	0	0	0	0	0	0	0	0	0	0	44	31	36.9	25 to 35	68.2	10	22.7
25/04/2024	19:00	0	0	1	6	4	4	1	0	1	0	0	0	0	0	0	0	0	0	0	0	17	32.9	38.8	25 to 35	58.8	6	35.3
25/04/2024	20:00	0	0	2	9	7	2	0	0	0	0	0	0	0	0	0	0	0	0	0	0	20	29.5	34.3	25 to 35	80.0	2	10.0
25/04/2024	21:00	0	0	1	2	4	1	0	0	0	0	0	0	0	0	0	0	0	0	0	0	8	30.3	35	25 to 35	75.0	1	12.5
25/04/2024	22:00	0	0	1	2	0	0	0	0	0	0	0	0	0	0	0	0	0	0	0	0	3	25.3	30	20 to 30	100.0	*	*
25/04/2024	23:00	0	1	0	1	2	0	0	0	0	0	0	0	0	0	0	0	0	0	0	0	4	27	32.5	25 to 35	75.0	*	*
24 Hr Summary		15	18	43	280	366	126	42	10	3	0	0	0	0	0	0	0	0	0	0	903	31.1	36.8	25 to 35	71.5	181	20.0	

Incoming Histogram

2024 April Cheddington Road

from Wed-Mar-13-2024-02-00-PM to Mon-Apr-29-2024-11-59-AM

Date	Starting Hr:min	<15	15 to <20	20 to <25	25 to <30	30 to <35	35 to <40	40 to <45	45 to <50	50 to <55	55 to <60	60 to <65	65 to <70	70 to <75	75 to <80	80 to <85	85 to <90	90 to <95	95 to <100	100 to >105	Total Counts	Avg Speed (MPH)	85pet Speed	10MPH Pace	% in pace	# of Speeders	% Speeders	
26/04/2024	00:00	0	0	0	2	0	0	0	0	0	0	0	0	0	0	0	0	0	0	0	0	2	27.5	30	20 to 30	100.0	*	*
26/04/2024	01:00	0	0	0	0	0	0	0	0	0	0	0	0	0	0	0	0	0	0	0	0	0	0	0	*	*	*	*
26/04/2024	02:00	1	0	0	0	1	0	0	0	0	0	0	0	0	0	0	0	0	0	0	0	2	22	35	5 to 15	50.0	*	*
26/04/2024	03:00	1	0	0	1	2	0	1	0	0	0	0	0	0	0	0	0	0	0	0	0	5	29	35	25 to 35	60.0	1	20.0
26/04/2024	04:00	0	0	0	0	4	2	1	0	0	0	0	0	0	0	0	0	0	0	0	0	7	35.1	40	30 to 40	85.7	3	42.9
26/04/2024	05:00	0	0	0	3	15	6	0	0	0	0	0	0	0	0	0	0	0	0	0	0	24	33	36.7	30 to 40	87.5	6	25.0
26/04/2024	06:00	0	1	0	16	26	12	4	1	0	0	0	0	0	0	0	0	0	0	0	0	60	32.8	38.3	25 to 35	70.0	17	28.3
26/04/2024	07:00	3	0	1	18	32	25	8	2	0	0	0	0	0	0	0	0	0	0	0	0	89	33.3	39.4	30 to 40	64.0	35	39.3
26/04/2024	08:00	0	0	1	16	25	16	3	0	0	0	0	0	0	0	0	0	0	0	0	0	61	32.8	38.1	25 to 35	67.2	19	31.1
26/04/2024	09:00	0	1	2	18	31	13	2	2	0	0	0	0	0	0	0	0	0	0	0	0	69	32.3	37.7	25 to 35	71.0	17	24.6
26/04/2024	10:00	0	2	4	14	21	6	1	1	0	0	0	0	0	0	0	0	0	0	0	0	49	30.7	35.8	25 to 35	71.4	8	16.3
26/04/2024	11:00	1	5	1	15	22	11	3	0	0	0	0	0	0	0	0	0	0	0	0	0	58	30.7	37.3	25 to 35	63.8	14	24.1
26/04/2024	12:00	1	2	0	12	26	16	0	0	0	0	0	0	0	0	0	0	0	0	0	0	57	31.9	37.2	30 to 40	73.7	16	28.1
26/04/2024	13:00	3	3	2	26	23	14	1	0	0	0	0	0	0	0	0	0	0	0	0	0	72	30	36.4	25 to 35	68.1	15	20.8
26/04/2024	14:00	0	3	1	33	28	16	3	2	0	0	0	0	0	0	0	0	0	0	0	0	86	31.5	37.5	25 to 35	70.9	21	24.4
26/04/2024	15:00	0	2	2	28	23	16	5	0	0	0	0	0	0	0	0	0	0	0	0	0	76	31.6	38.1	25 to 35	67.1	21	27.6
26/04/2024	16:00	5	0	0	15	23	6	2	0	1	0	1	0	0	0	0	0	0	0	0	0	53	30.8	36.7	25 to 35	71.7	10	18.9
26/04/2024	17:00	1	0	1	15	33	10	6	0	1	0	0	0	0	0	0	0	0	0	0	0	67	32.8	38.5	25 to 35	71.6	17	25.4
26/04/2024	18:00	1	1	3	13	18	12	4	0	0	0	0	0	0	0	0	0	0	0	0	0	52	31.8	38.3	25 to 35	59.6	16	30.8
26/04/2024	19:00	0	0	2	12	13	4	1	1	0	0	0	0	0	0	0	0	0	0	0	0	33	31.3	36.2	25 to 35	75.8	6	18.2
26/04/2024	20:00	0	0	1	6	7	2	0	0	0	0	0	0	0	0	0	0	0	0	0	0	16	30.5	35	25 to 35	81.3	2	12.5
26/04/2024	21:00	1	0	0	3	5	1	1	0	0	0	0	0	0	0	0	0	0	0	0	0	11	30.5	35	25 to 35	72.7	2	18.2
26/04/2024	22:00	0	1	1	1	2	2	1	0	0	0	0	0	0	0	0	0	0	0	0	0	8	30.8	40	30 to 40	50.0	3	37.5
26/04/2024	23:00	0	0	0	0	1	2	0	0	0	0	0	0	0	0	0	0	0	0	0	0	3	35.3	40	30 to 40	100.0	2	66.7
24 Hr Summary		18	21	22	267	381	192	47	9	2	0	1	0	0	0	0	0	0	0	0	960	31.8	37.8	25 to 35	67.5	251	26.1	

Incoming Histogram

2024 April Cheddington Road

from Wed-Mar-13-2024-02-00-PM to Mon-Apr-29-2024-11-59-AM

Date	Starting Hr:min	<15	15 to <20	20 to <25	25 to <30	30 to <35	35 to <40	40 to <45	45 to <50	50 to <55	55 to <60	60 to <65	65 to <70	70 to <75	75 to <80	80 to <85	85 to <90	90 to <95	95 to <100	100 to >105	Total Counts	Avg Speed (MPH)	85pet Speed	10MPH Pace	% in pace	# of Speeders	% Speeders	
27/04/2024	00:00	0	0	0	0	0	0	0	0	0	0	0	0	0	0	0	0	0	0	0	0	0	0	*	*	*	*	
27/04/2024	01:00	0	0	0	0	1	0	1	0	0	0	0	0	0	0	0	0	0	0	0	0	2	37	45	25 to 35	50.0	1	50.0
27/04/2024	02:00	0	0	0	0	1	0	0	0	0	0	0	0	0	0	0	0	0	0	0	0	1	32	35	25 to 35	100.0	*	*
27/04/2024	03:00	0	0	0	0	1	0	0	0	0	0	0	0	0	0	0	0	0	0	0	0	1	32	35	25 to 35	100.0	*	*
27/04/2024	04:00	0	0	1	1	1	0	1	0	0	0	0	0	0	0	0	0	0	0	0	0	4	30.8	35	20 to 30	50.0	1	25.0
27/04/2024	05:00	1	0	1	2	1	3	2	0	0	0	0	0	0	0	0	0	0	0	0	0	10	31.5	40	35 to 45	50.0	5	50.0
27/04/2024	06:00	0	0	1	1	2	11	1	0	0	0	0	0	0	0	0	0	0	0	0	0	16	35.4	39.5	30 to 40	81.3	12	75.0
27/04/2024	07:00	1	0	2	7	9	8	1	1	0	0	0	0	0	0	0	0	0	0	0	0	29	31.8	38.8	30 to 40	58.6	10	34.5
27/04/2024	08:00	1	0	4	21	28	5	3	0	0	0	0	0	0	0	0	0	0	0	0	0	62	30.6	34.8	25 to 35	79.0	8	12.9
27/04/2024	09:00	0	0	2	19	20	7	3	0	0	0	0	0	0	0	0	0	0	0	0	0	51	31.5	36.4	25 to 35	76.5	10	19.6
27/04/2024	10:00	3	1	6	17	21	6	2	1	0	0	0	0	0	0	0	0	0	0	0	0	57	29.7	35	25 to 35	66.7	9	15.8
27/04/2024	11:00	1	0	2	19	20	10	2	0	0	0	0	0	0	0	0	0	0	0	0	0	54	31.1	37	25 to 35	72.2	12	22.2
27/04/2024	12:00	2	0	3	24	27	9	2	0	0	0	0	0	0	0	0	0	0	0	0	0	67	30.5	35.6	25 to 35	76.1	11	16.4
27/04/2024	13:00	2	1	5	16	26	8	0	0	0	0	0	0	0	0	0	0	0	0	0	0	58	29.8	34.8	25 to 35	72.4	8	13.8
27/04/2024	14:00	0	1	2	13	17	4	4	1	0	0	0	0	0	0	0	0	0	0	0	0	42	31.8	38.8	25 to 35	71.4	9	21.4
27/04/2024	15:00	1	1	2	15	24	9	1	0	0	0	0	0	0	0	0	0	0	0	0	0	53	31	36.1	25 to 35	73.6	10	18.9
27/04/2024	16:00	2	1	2	12	24	8	1	0	0	0	0	0	0	0	0	0	0	0	0	0	50	30.7	35.6	25 to 35	72.0	9	18.0
27/04/2024	17:00	0	1	2	11	16	13	0	0	0	0	0	0	0	0	0	0	0	0	0	0	43	31.8	37.7	30 to 40	67.4	13	30.2
27/04/2024	18:00	0	0	1	6	21	8	5	0	0	0	0	0	0	0	0	0	0	0	0	0	41	33.6	39.4	30 to 40	70.7	13	31.7
27/04/2024	19:00	1	0	1	6	7	3	1	0	0	0	0	0	0	0	0	0	0	0	0	0	19	30.5	36.7	25 to 35	68.4	4	21.1
27/04/2024	20:00	0	0	1	5	1	2	1	0	0	0	0	0	0	0	0	0	0	0	0	0	10	30.6	37.5	20 to 30	60.0	3	30.0
27/04/2024	21:00	0	0	1	6	4	4	1	0	0	0	0	0	0	0	0	0	0	0	0	0	16	31.6	38.8	25 to 35	62.5	5	31.3
27/04/2024	22:00	0	0	1	8	3	1	0	0	0	0	0	0	0	0	0	0	0	0	0	0	13	28.8	33.3	25 to 35	84.6	1	7.7
27/04/2024	23:00	0	0	0	0	2	1	0	0	0	0	0	0	0	0	0	0	0	0	0	0	3	34	40	30 to 40	100.0	1	33.3
24 Hr Summary		15	6	40	209	277	120	32	3	0	0	0	0	0	0	0	0	0	0	0	702	31.1	37.1	25 to 35	69.2	155	22.1	

Incoming Histogram

2024 April Cheddington Road

from Wed-Mar-13-2024-02-00-PM to Mon-Apr-29-2024-11-59-AM

Date	Starting Hr:min	<15	15 to <20	20 to <25	25 to <30	30 to <35	35 to <40	40 to <45	45 to <50	50 to <55	55 to <60	60 to <65	65 to <70	70 to <75	75 to <80	80 to <85	85 to <90	90 to <95	95 to <100	100 to >105	Total Counts	Avg Speed (MPH)	85pet Speed	10MPH Pace	% in pace	# of Speeders	% Speeders	
28/04/2024	00:00	1	0	0	0	0	1	0	0	0	0	0	0	0	0	0	0	0	0	0	0	2	22	40	0 to 10	50.0	1	50.0
28/04/2024	01:00	0	0	0	1	0	0	0	0	0	0	0	0	0	0	0	0	0	0	0	0	1	27	30	20 to 30	100.0	*	*
28/04/2024	02:00	4	0	0	0	0	0	0	0	0	0	0	0	0	0	0	0	0	0	0	0	4	7.5	8.8	0 to 10	100.0	*	*
28/04/2024	03:00	21	0	0	1	0	0	0	0	0	0	0	0	0	0	0	0	0	0	0	0	22	8.5	9.8	5 to 15	95.5	*	*
28/04/2024	04:00	31	0	1	0	3	4	0	0	0	0	0	0	0	0	0	0	0	0	0	0	39	12.9	31.7	5 to 15	79.5	4	10.3
28/04/2024	05:00	4	0	0	1	1	1	0	0	0	0	0	0	0	0	0	0	0	0	0	0	7	17.9	35	0 to 10	57.1	1	14.3
28/04/2024	06:00	1	0	1	3	4	1	0	0	0	0	0	0	0	0	0	0	0	0	0	0	10	27.6	33.8	25 to 35	70.0	1	10.0
28/04/2024	07:00	1	0	0	4	10	4	0	1	0	0	0	0	0	0	0	0	0	0	0	0	20	31.8	37.5	25 to 35	70.0	5	25.0
28/04/2024	08:00	2	0	2	9	8	4	1	1	0	0	0	0	0	0	0	0	0	0	0	0	27	30.1	37.5	25 to 35	63.0	6	22.2
28/04/2024	09:00	0	3	7	15	21	5	1	1	0	0	0	0	0	0	0	0	0	0	0	0	53	29.8	34.8	25 to 35	67.9	7	13.2
28/04/2024	10:00	1	3	6	17	22	11	1	1	0	0	0	0	0	0	0	0	0	0	0	0	62	30.3	36.8	25 to 35	62.9	13	21.0
28/04/2024	11:00	4	1	3	22	26	10	3	0	0	0	0	0	0	0	0	0	0	0	0	0	69	30	36.5	25 to 35	69.6	13	18.8
28/04/2024	12:00	45	1	7	19	26	9	2	0	0	0	0	0	0	0	0	0	0	0	0	0	109	21.5	34	5 to 15	41.3	11	10.1
28/04/2024	13:00	23	1	2	16	14	10	2	1	0	0	0	0	0	0	0	0	0	0	0	0	69	24.1	36.5	25 to 35	43.5	13	18.8
28/04/2024	14:00	2	0	2	13	18	7	0	2	0	0	0	0	0	0	0	0	0	0	0	0	44	31	36.4	25 to 35	70.5	9	20.5
28/04/2024	15:00	0	1	3	12	19	8	1	0	0	0	0	0	0	0	0	0	0	0	0	0	44	31.1	36.2	25 to 35	70.5	9	20.5
28/04/2024	16:00	1	2	2	15	17	7	3	0	0	0	0	0	0	0	0	0	0	0	0	0	47	30.7	37.1	25 to 35	68.1	10	21.3
28/04/2024	17:00	0	0	4	9	17	3	4	3	0	0	0	0	0	0	0	0	0	0	0	0	40	32.8	41.2	25 to 35	65.0	10	25.0
28/04/2024	18:00	4	1	1	5	12	4	2	0	0	0	0	0	0	0	0	0	0	0	0	0	29	28.8	37.5	25 to 35	58.6	6	20.7
28/04/2024	19:00	0	0	0	5	5	2	0	0	1	0	0	0	0	0	0	0	0	0	0	0	13	32.8	37.5	25 to 35	76.9	3	23.1
28/04/2024	20:00	0	1	1	3	5	2	1	0	0	0	0	0	0	0	0	0	0	0	0	0	13	30.7	37.5	25 to 35	61.5	3	23.1
28/04/2024	21:00	0	0	0	1	1	1	0	0	0	0	0	0	0	0	0	0	0	0	0	0	3	32	40	25 to 35	66.7	1	33.3
28/04/2024	22:00	0	0	0	0	0	0	1	0	0	0	0	0	0	0	0	0	0	0	0	0	1	42	45	35 to 45	100.0	1	100.0
28/04/2024	23:00	0	0	0	0	0	0	0	0	0	0	0	0	0	0	0	0	0	0	0	0	0	0	0	*	*	*	*
24 Hr Summary		145	14	42	171	229	94	22	10	1	0	0	0	0	0	0	0	0	0	0	0	728	26.7	36	25 to 35	54.9	127	17.4

Incoming Histogram

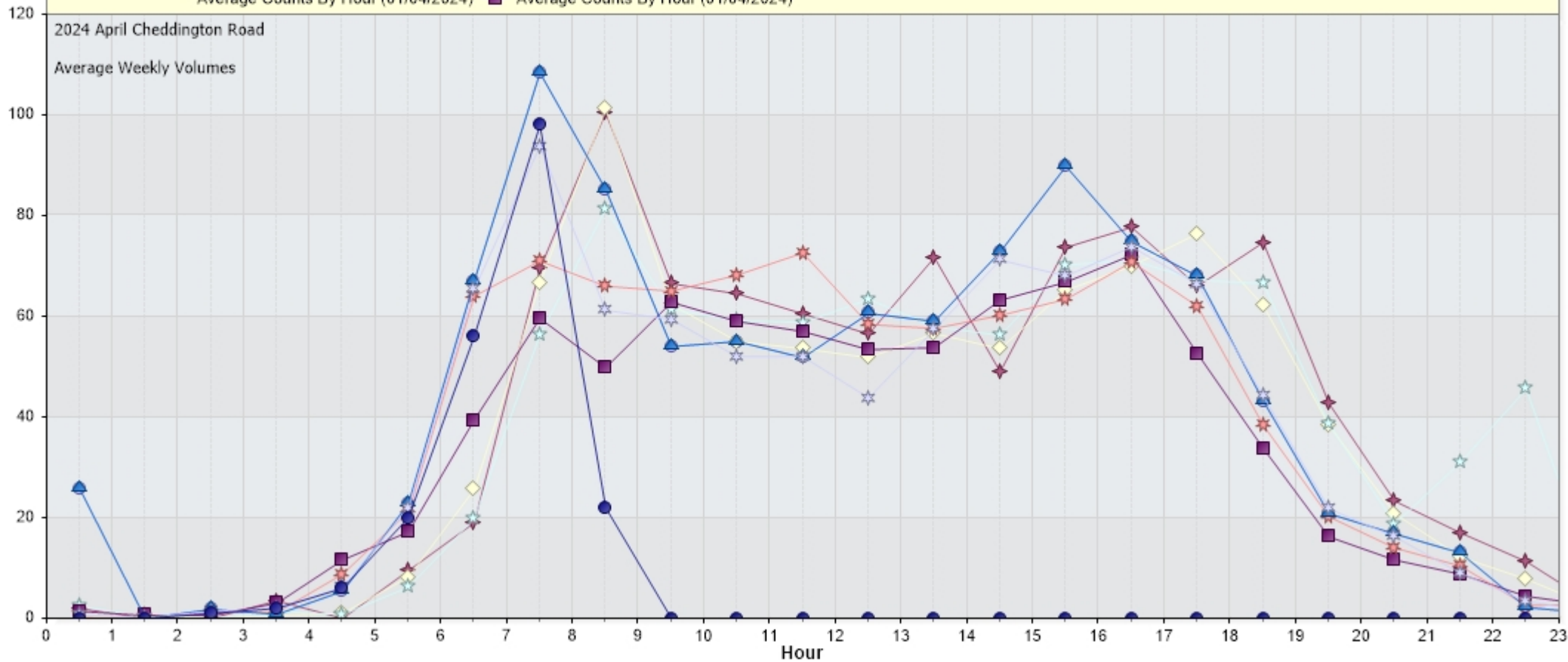
2024 April Cheddington Road

from Wed-Mar-13-2024-02-00-PM to Mon-Apr-29-2024-11-59-AM

Date	Starting Hr:min	<15	15 to <20	20 to <25	25 to <30	30 to <35	35 to <40	40 to <45	45 to <50	50 to <55	55 to <60	60 to <65	65 to <70	70 to <75	75 to <80	80 to <85	85 to <90	90 to <95	95 to <100	100 to >105	Total Counts	Avg Speed (MPH)	85pet Speed	10MPH Pace	% in pace	# of Speeders	% Speeders	
29/04/2024	00:00	0	0	0	0	0	0	0	0	0	0	0	0	0	0	0	0	0	0	0	0	0	0	*	*	*	*	
29/04/2024	01:00	0	0	0	0	0	0	0	0	0	0	0	0	0	0	0	0	0	0	0	0	0	0	*	*	*	*	
29/04/2024	02:00	0	0	1	0	0	0	0	0	0	0	0	0	0	0	0	0	0	0	0	1	22	25	15 to 25	100.0	*	*	
29/04/2024	03:00	0	0	0	0	1	1	0	0	0	0	0	0	0	0	0	0	0	0	0	2	34.5	40	30 to 40	100.0	1	50.0	
29/04/2024	04:00	0	1	1	0	1	0	1	1	0	1	0	0	0	0	0	0	0	0	0	6	36.2	50	15 to 25	33.3	3	50.0	
29/04/2024	05:00	1	0	1	3	12	2	1	0	0	0	0	0	0	0	0	0	0	0	0	20	31.1	35	25 to 35	75.0	3	15.0	
29/04/2024	06:00	0	2	3	14	23	12	1	1	0	0	0	0	0	0	0	0	0	0	0	56	31.6	37.5	25 to 35	66.1	14	25.0	
29/04/2024	07:00	2	0	1	24	37	27	6	1	0	0	0	0	0	0	0	0	0	0	0	98	32.8	38.5	30 to 40	65.3	34	34.7	
29/04/2024	08:00	0	0	0	7	11	3	0	1	0	0	0	0	0	0	0	0	0	0	0	22	32.2	36.7	25 to 35	81.8	4	18.2	
29/04/2024	09:00	*	*	*	*	*	*	*	*	*	*	*	*	*	*	*	*	*	*	*	*	*	*	*	*	*	*	*
29/04/2024	10:00	*	*	*	*	*	*	*	*	*	*	*	*	*	*	*	*	*	*	*	*	*	*	*	*	*	*	*
29/04/2024	11:00	0	0	0	0	0	0	0	0	0	0	0	0	0	0	0	0	0	0	0	0	0	0	*	*	*	*	
29/04/2024	12:00	*	*	*	*	*	*	*	*	*	*	*	*	*	*	*	*	*	*	*	*	*	*	*	*	*	*	*
29/04/2024	13:00	*	*	*	*	*	*	*	*	*	*	*	*	*	*	*	*	*	*	*	*	*	*	*	*	*	*	*
29/04/2024	14:00	*	*	*	*	*	*	*	*	*	*	*	*	*	*	*	*	*	*	*	*	*	*	*	*	*	*	*
29/04/2024	15:00	*	*	*	*	*	*	*	*	*	*	*	*	*	*	*	*	*	*	*	*	*	*	*	*	*	*	*
29/04/2024	16:00	*	*	*	*	*	*	*	*	*	*	*	*	*	*	*	*	*	*	*	*	*	*	*	*	*	*	*
29/04/2024	17:00	*	*	*	*	*	*	*	*	*	*	*	*	*	*	*	*	*	*	*	*	*	*	*	*	*	*	*
29/04/2024	18:00	*	*	*	*	*	*	*	*	*	*	*	*	*	*	*	*	*	*	*	*	*	*	*	*	*	*	*
29/04/2024	19:00	*	*	*	*	*	*	*	*	*	*	*	*	*	*	*	*	*	*	*	*	*	*	*	*	*	*	*
29/04/2024	20:00	*	*	*	*	*	*	*	*	*	*	*	*	*	*	*	*	*	*	*	*	*	*	*	*	*	*	*
29/04/2024	21:00	*	*	*	*	*	*	*	*	*	*	*	*	*	*	*	*	*	*	*	*	*	*	*	*	*	*	*
29/04/2024	22:00	*	*	*	*	*	*	*	*	*	*	*	*	*	*	*	*	*	*	*	*	*	*	*	*	*	*	*
29/04/2024	23:00	*	*	*	*	*	*	*	*	*	*	*	*	*	*	*	*	*	*	*	*	*	*	*	*	*	*	*
24 Hr Summary		3	3	7	48	85	45	9	4	0	1	0	0	0	0	0	0	0	0	0	205	32.3	38.1	25 to 35	64.9	59	28.8	

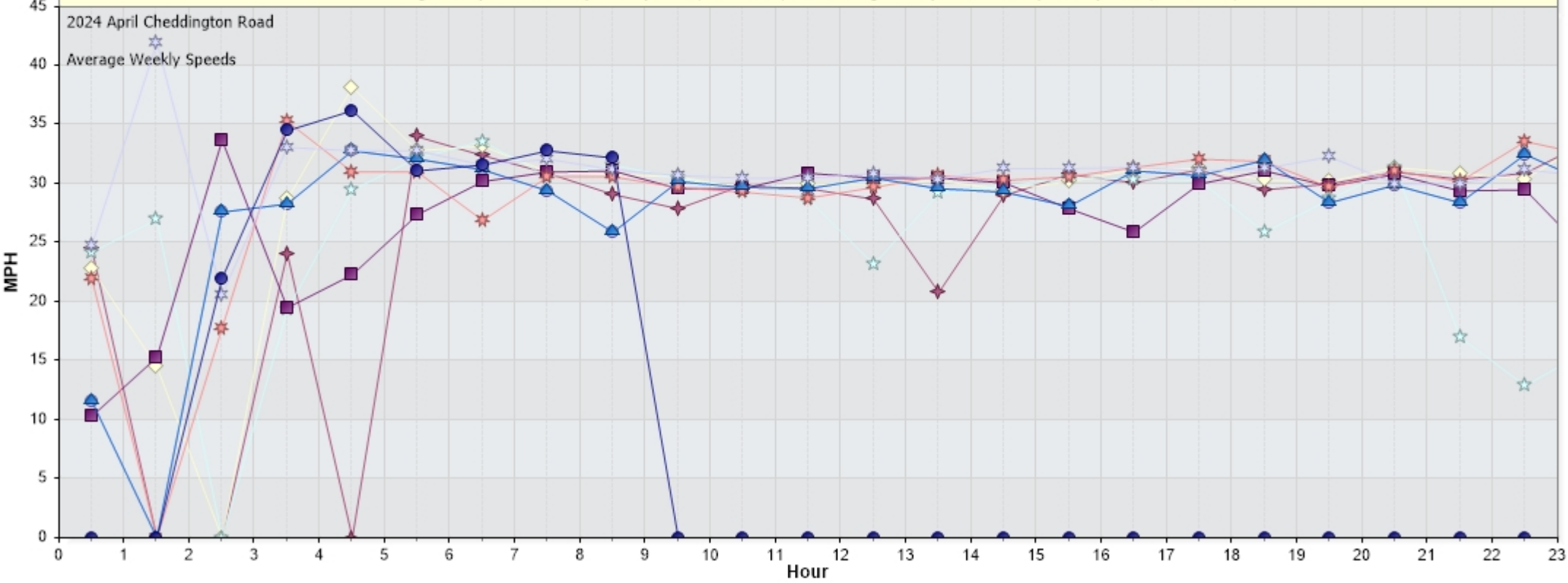
Incoming: Average Hourly Volume for Week of 29/04/2024

- Average Counts By Hour (15/04/2024) — Average Counts By Hour (15/04/2024)
- Average Counts By Hour (11/03/2024) — Average Counts By Hour (11/03/2024)
- Average Counts By Hour (18/03/2024) — Average Counts By Hour (18/03/2024)
- Average Counts By Hour (25/03/2024) — Average Counts By Hour (25/03/2024)
- Average Counts By Hour (01/04/2024) — Average Counts By Hour (01/04/2024)
- Average Counts By Hour (08/04/2024) — Average Counts By Hour (08/04/2024)
- Average Counts By Hour (15/04/2024) — Average Counts By Hour (15/04/2024)
- Average Counts By Hour (22/04/2024) — Average Counts By Hour (22/04/2024)
- Average Counts By Hour (29/04/2024) — Average Counts By Hour (29/04/2024)



Incoming: Average Hourly WEEKDAY Speeds for Week of 29/04/2024

- Average Hourly WEEKDAY Speeds By Hour (15/04/2024) ● Average Hourly WEEKDAY Speeds By Hour (15/04/2024)
- Average Hourly WEEKDAY Speeds By Hour (11/03/2024) ◆ Average Hourly WEEKDAY Speeds By Hour (11/03/2024)
- Average Hourly WEEKDAY Speeds By Hour (18/03/2024) ◇ Average Hourly WEEKDAY Speeds By Hour (18/03/2024)
- Average Hourly WEEKDAY Speeds By Hour (25/03/2024) ☆ Average Hourly WEEKDAY Speeds By Hour (25/03/2024)
- Average Hourly WEEKDAY Speeds By Hour (01/04/2024) ■ Average Hourly WEEKDAY Speeds By Hour (01/04/2024)
- Average Hourly WEEKDAY Speeds By Hour (08/04/2024) ★ Average Hourly WEEKDAY Speeds By Hour (08/04/2024)
- Average Hourly WEEKDAY Speeds By Hour (15/04/2024) ▲ Average Hourly WEEKDAY Speeds By Hour (15/04/2024)
- Average Hourly WEEKDAY Speeds By Hour (22/04/2024) ☆ Average Hourly WEEKDAY Speeds By Hour (22/04/2024)
- Average Hourly WEEKDAY Speeds By Hour (29/04/2024) ● Average Hourly WEEKDAY Speeds By Hour (29/04/2024)



Incoming: Daily Volume for Week of 15/04/2024

Daily Vehicle Counts

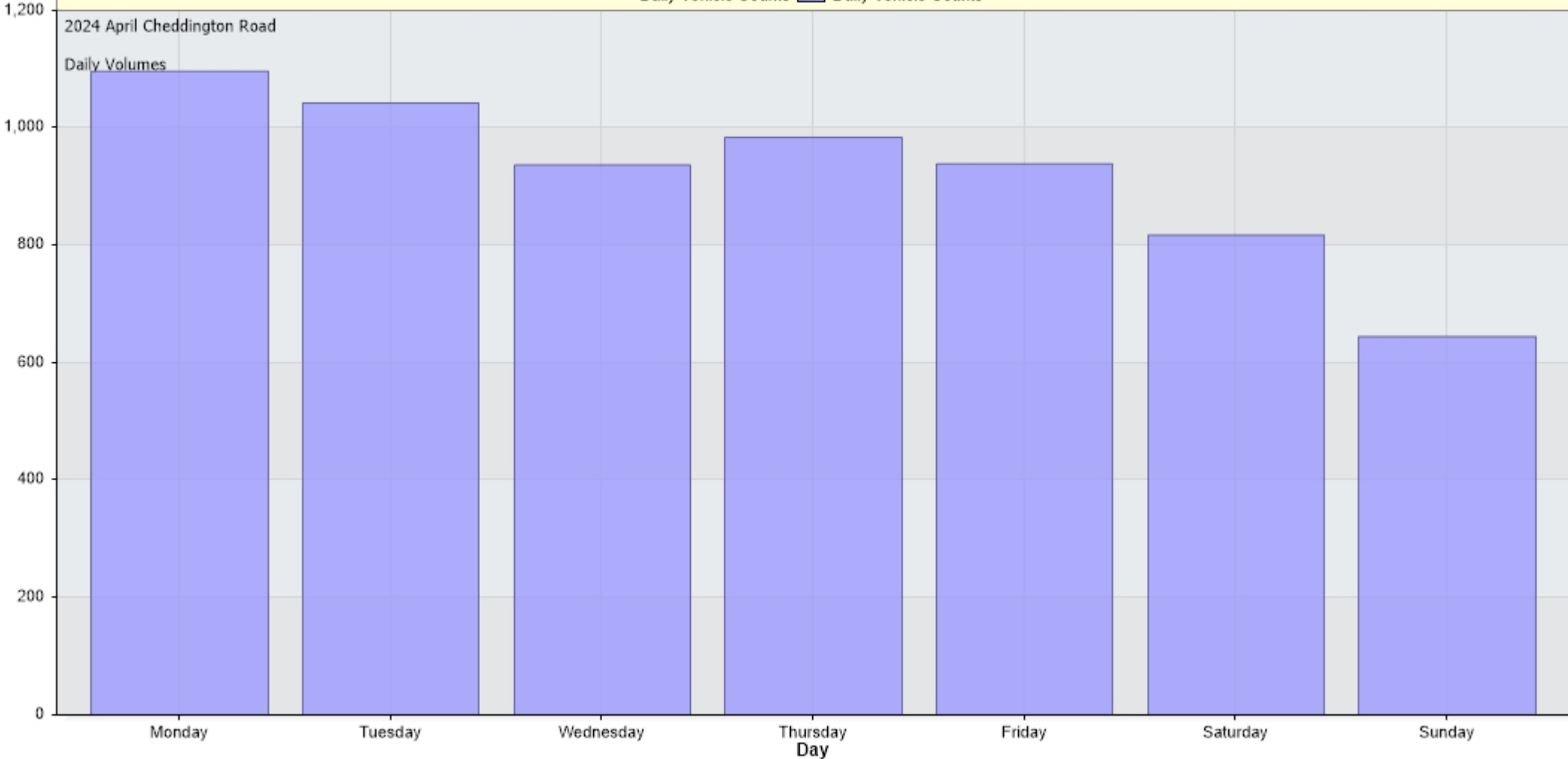


Daily Vehicle Counts

2024 April Cheddington Road

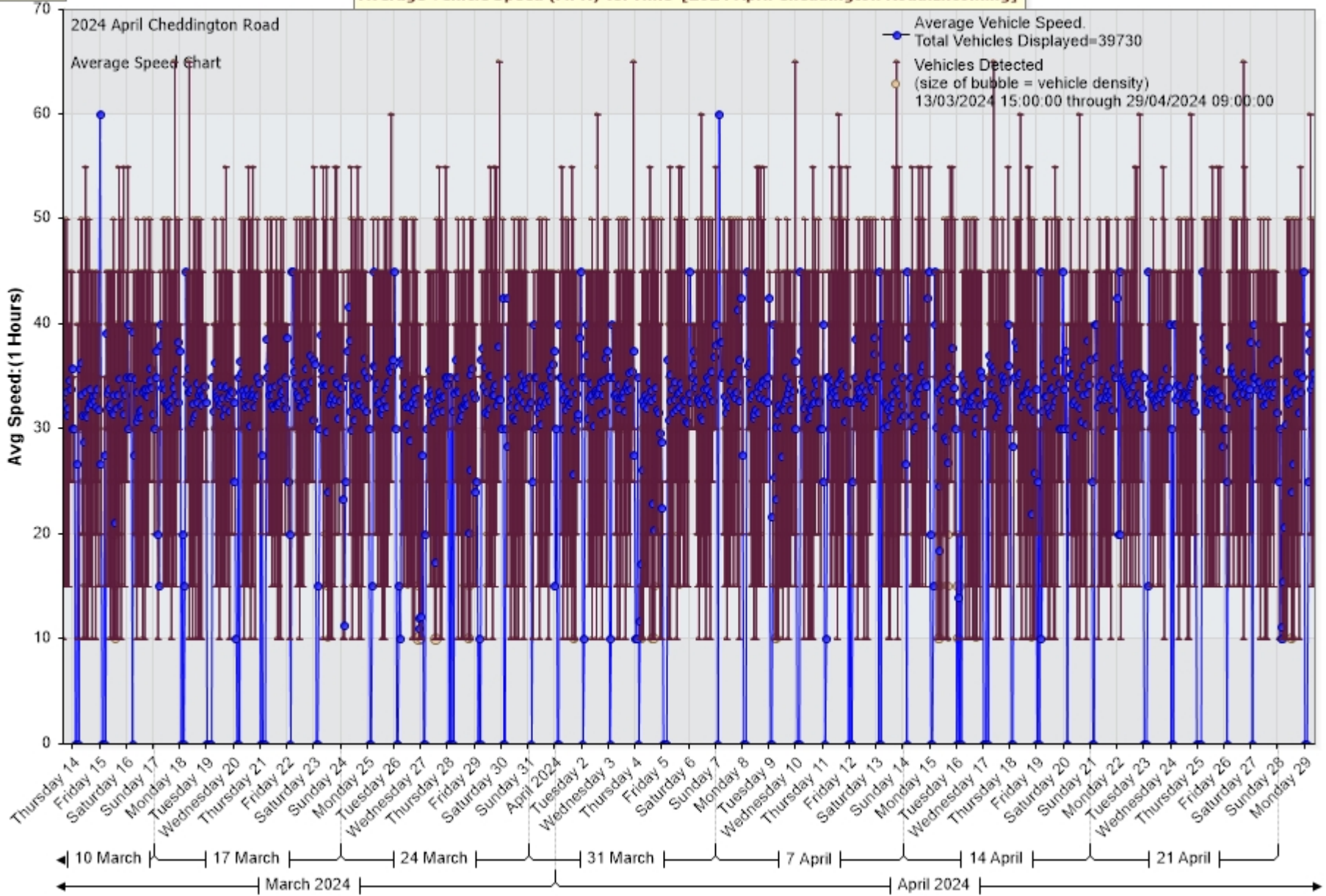
Daily Volumes

Vehicles



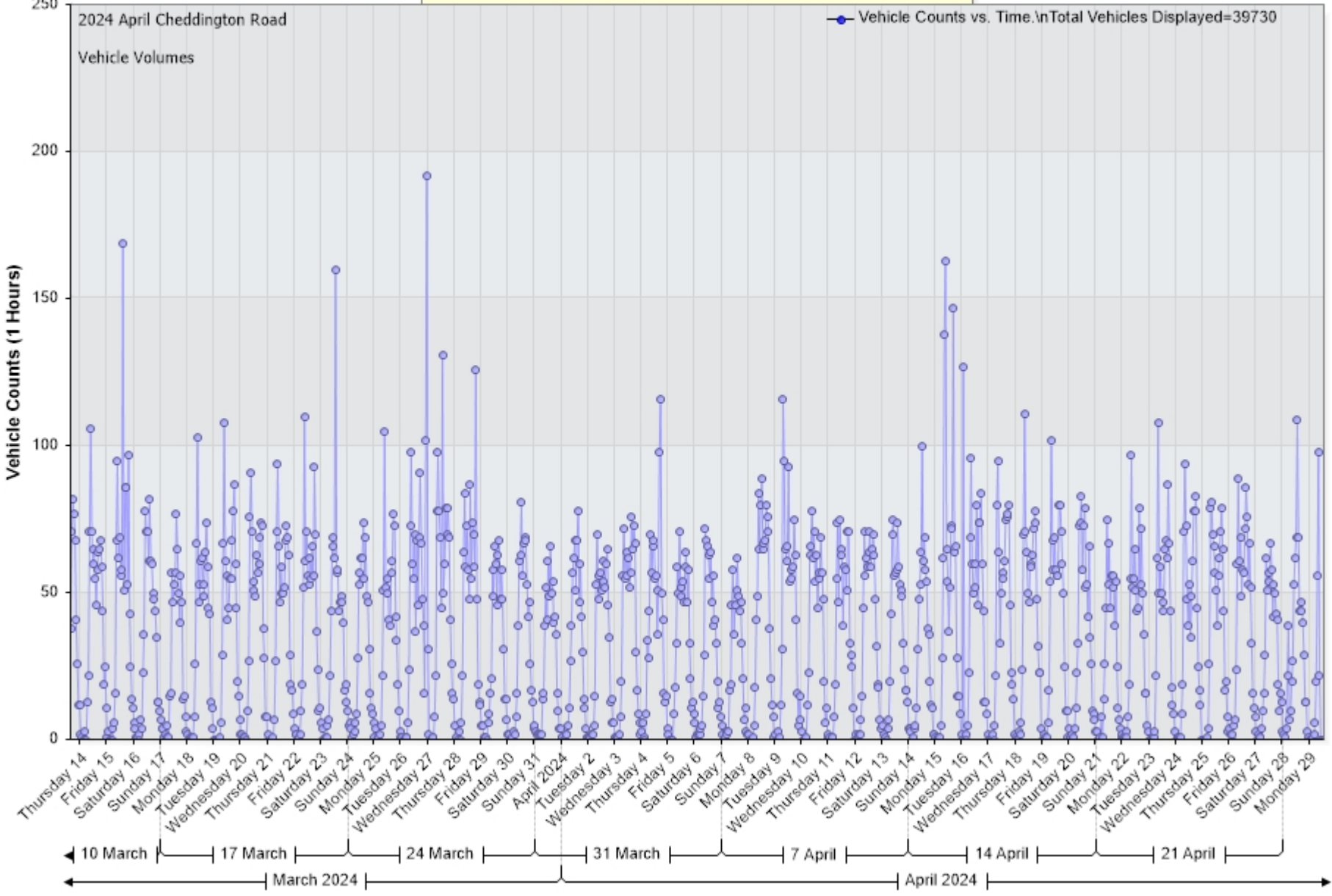
Zoom help

Average Vehicle Speed (MPH) vs. Time [2024 April Cheddington Road:Incoming]

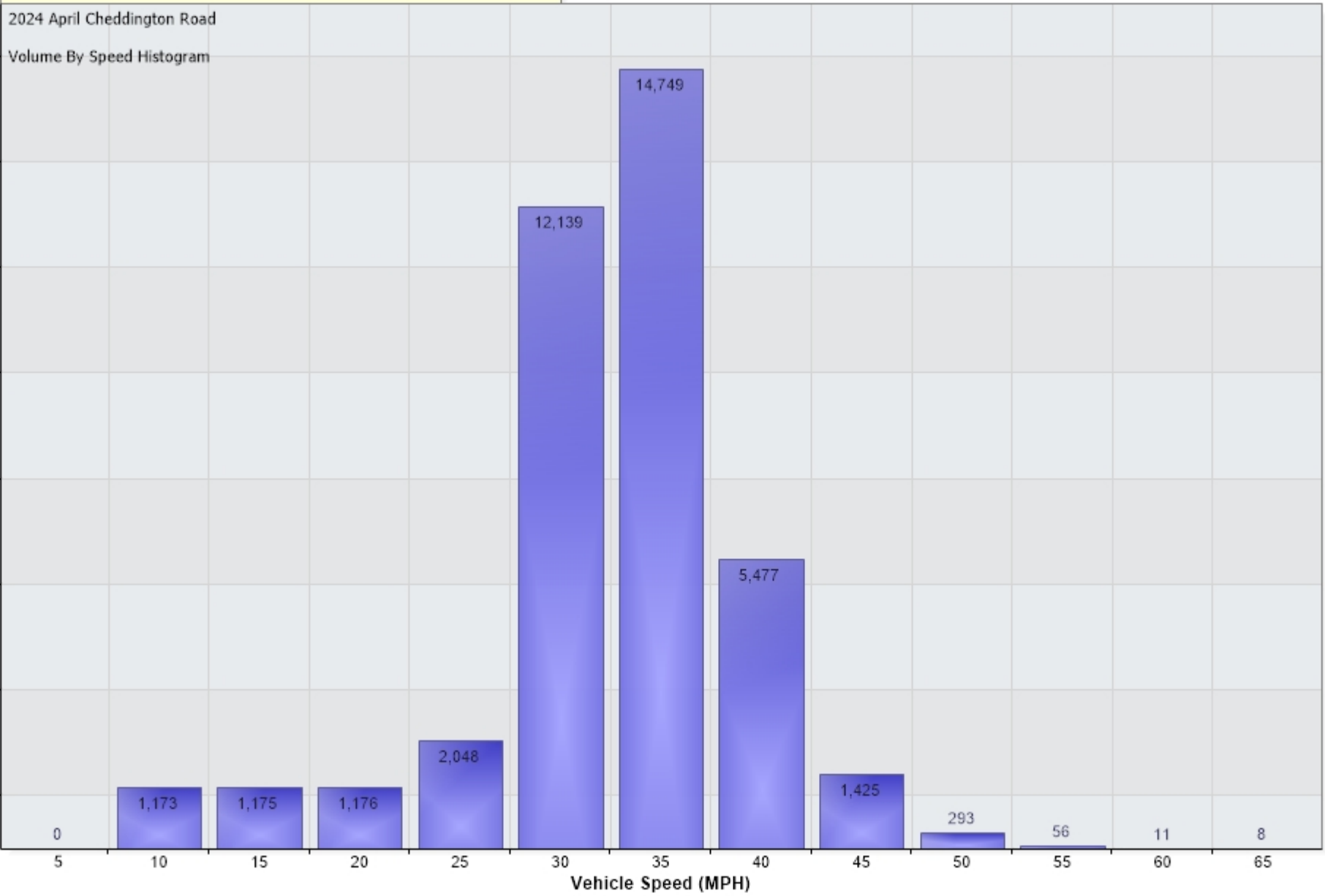


Zoom help

Vehicle Counts vs. Time [2024 April Cheddington Road: Incoming]



Vehicle Counts Vs. Speed [2024 April Cheddington Road: Incoming]



39,730 Counts

Percentile Counts Vs. Speed for [2024 April Cheddington Road: Incoming]

2024 April Cheddington Road
85th Pct Speed=36.2 MPH
Vehicles in data=39730
13/03/2024 14:00:00 to 29/04/2024 11:59:59

Percentile Counts

