

For Project: 2024 April Vicarage Road
 Project Notes:
 Location/Name: Incoming
 Report Generated: 08/05/2024 22:14:26
 Speed Intervals: 5 MPH
 Time Intervals: Instant
 Traffic Report From: 13/03/2024 14:00:00 through 29/04/2024 11:59:59
 85th Percentile Speed: 29.8 MPH
 85th Percentile Vehicles: 18533
 Max Speed: 55 MPH on 23/03/2024 19:00:00
 Total Vehicles: 21804
 AADT: 464

Volumes - weekly counts

Time	5 Day	7 Day
Average Daily	485	455
AM Peak 08:00	39	34
PM Peak 15:00	47	42

Speed

Speed Limit: 35
 85th Percentile Speed: 29.8
 50th Percentile Speed: 25.5
 10 MPH Pace Interval: 20.0 MPH to 30.0 MPH
 Average Speed: 25.16

	Monday	Tuesday	Wednesday	Thursday	Friday	Saturday	Sunday
Count over limit	48	59	63	68	64	59	38
% over limit	1.6	1.9	1.9	1.9	1.8	2.0	1.6
Avg Speeder	38.1	38.2	38.1	38.5	37.9	38.3	38.8
Avg Speed	9.7	9.8	10.3	10.0	10.2	11.4	11.8

Day/Time Ending	85th pctl (MPH)	85th pctl cnts	Total Cnts	Max Speed	Avg Speeder	% Speeders	Avg Speed
13/03/2024 15:00:00	29.3	10	12	35	0.0	0.0%	25.7
13/03/2024 16:00:00	32.1	40	47	40	37.5	6.4%	26.7
13/03/2024 17:00:00	29.3	44	52	45	42.5	1.9%	24.4
13/03/2024 18:00:00	29.2	45	53	35	0.0	0.0%	24.9
13/03/2024 19:00:00	28.6	37	44	40	37.5	2.3%	24.6
13/03/2024 20:00:00	29.4	22	26	35	0.0	0.0%	25.1
13/03/2024 21:00:00	29.0	11	13	35	0.0	0.0%	24.2
13/03/2024 22:00:00	30.0	14	16	35	0.0	0.0%	25.8
13/03/2024 23:00:00	35.0	1	1	35	0.0	0.0%	32.0
14/03/2024 00:00:00	45.0	2	2	45	42.5	50.0%	34.5
14/03/2024 01:00:00	30.0	1	1	30	0.0	0.0%	27.0
14/03/2024 02:00:00	0.0	0	0	0	0.0	0.0%	0.0
14/03/2024 03:00:00	0.0	0	0	0	0.0	0.0%	0.0
14/03/2024 04:00:00	0.0	0	0	0	0.0	0.0%	0.0
14/03/2024 05:00:00	30.0	1	1	30	0.0	0.0%	27.0
14/03/2024 06:00:00	0.0	0	0	0	0.0	0.0%	0.0
14/03/2024 07:00:00	23.8	4	5	25	0.0	0.0%	19.2
14/03/2024 08:00:00	28.8	22	26	35	0.0	0.0%	25.1
14/03/2024 09:00:00	29.5	46	54	40	37.5	1.9%	24.5
14/03/2024 10:00:00	33.2	35	41	45	40.0	4.9%	26.9
14/03/2024 11:00:00	32.5	24	28	40	37.5	3.6%	27.0
14/03/2024 12:00:00	28.8	40	47	40	37.5	2.1%	23.2
14/03/2024 13:00:00	33.6	26	30	40	37.5	6.7%	27.1
14/03/2024 14:00:00	30.0	38	45	40	37.5	4.4%	26.1
14/03/2024 15:00:00	28.6	36	42	35	0.0	0.0%	24.2
14/03/2024 16:00:00	29.4	63	74	40	37.5	1.4%	24.3
14/03/2024 17:00:00	33.1	42	49	45	40.0	8.2%	26.6
14/03/2024 18:00:00	32.7	32	38	40	37.5	2.6%	27.0
14/03/2024 19:00:00	29.0	35	41	35	0.0	0.0%	23.7
14/03/2024 20:00:00	29.4	23	27	45	42.5	3.7%	22.9
14/03/2024 21:00:00	32.0	14	17	35	0.0	0.0%	28.5
14/03/2024 22:00:00	30.0	7	8	35	0.0	0.0%	21.4
14/03/2024 23:00:00	35.0	3	3	35	0.0	0.0%	27.0
15/03/2024 00:00:00	25.0	3	3	25	0.0	0.0%	20.7
15/03/2024 01:00:00	35.0	1	1	35	0.0	0.0%	32.0
15/03/2024 02:00:00	0.0	0	0	0	0.0	0.0%	0.0
15/03/2024 03:00:00	0.0	0	0	0	0.0	0.0%	0.0
15/03/2024 04:00:00	0.0	0	0	0	0.0	0.0%	0.0
15/03/2024 05:00:00	0.0	0	0	0	0.0	0.0%	0.0
15/03/2024 06:00:00	20.0	1	1	20	0.0	0.0%	17.0
15/03/2024 07:00:00	30.0	3	3	30	0.0	0.0%	20.3
15/03/2024 08:00:00	30.0	22	26	40	37.5	3.8%	24.6
15/03/2024 09:00:00	28.3	45	53	35	0.0	0.0%	24.0
15/03/2024 10:00:00	29.4	24	28	35	0.0	0.0%	24.5
15/03/2024 11:00:00	27.5	14	17	30	0.0	0.0%	23.2
15/03/2024 12:00:00	28.7	32	38	40	37.5	2.6%	24.0
15/03/2024 13:00:00	29.2	37	44	40	37.5	2.3%	24.0

Incoming Summary
2024 April Vicarage Road

from Wed-Mar-13-2024-02-00-PM to Mon-Apr-29-2024-11-59-AM

15/03/2024 14:00:00	30.0	36	42	45	40.0	4.8%	26.2
15/03/2024 15:00:00	29.6	35	41	40	37.5	2.4%	24.5
15/03/2024 16:00:00	31.9	52	61	40	37.5	1.6%	25.8
15/03/2024 17:00:00	32.5	35	41	40	37.5	2.4%	26.9
15/03/2024 18:00:00	29.6	50	59	35	0.0	0.0%	25.0
15/03/2024 19:00:00	29.3	34	40	40	37.5	2.5%	24.1
15/03/2024 20:00:00	29.0	14	17	35	0.0	0.0%	25.0
15/03/2024 21:00:00	31.7	19	22	40	37.5	4.5%	25.8
15/03/2024 22:00:00	31.7	10	12	35	0.0	0.0%	25.2
15/03/2024 23:00:00	30.0	4	5	35	0.0	0.0%	24.2
16/03/2024 00:00:00	28.8	10	12	35	0.0	0.0%	22.7
16/03/2024 01:00:00	35.0	2	2	35	0.0	0.0%	32.5
16/03/2024 02:00:00	25.0	2	2	25	0.0	0.0%	19.5
16/03/2024 03:00:00	0.0	0	0	0	0.0	0.0%	0.0
16/03/2024 04:00:00	30.0	1	1	30	0.0	0.0%	27.0
16/03/2024 05:00:00	0.0	0	0	0	0.0	0.0%	0.0
16/03/2024 06:00:00	25.0	1	1	25	0.0	0.0%	22.0
16/03/2024 07:00:00	0.0	0	0	0	0.0	0.0%	0.0
16/03/2024 08:00:00	28.8	11	13	35	0.0	0.0%	22.6
16/03/2024 09:00:00	27.0	21	25	35	0.0	0.0%	22.4
16/03/2024 10:00:00	30.0	31	37	40	37.5	5.4%	25.9
16/03/2024 11:00:00	29.6	23	27	35	0.0	0.0%	25.9
16/03/2024 12:00:00	28.4	34	40	35	0.0	0.0%	22.7
16/03/2024 13:00:00	29.7	37	44	35	0.0	0.0%	24.7
16/03/2024 14:00:00	31.7	18	21	40	37.5	4.8%	26.1
16/03/2024 15:00:00	29.5	29	34	40	37.5	5.9%	25.1
16/03/2024 16:00:00	31.4	27	32	35	0.0	0.0%	26.8
16/03/2024 17:00:00	33.6	25	29	40	37.5	6.9%	26.7
16/03/2024 18:00:00	31.0	24	28	35	0.0	0.0%	25.6
16/03/2024 19:00:00	29.6	21	25	40	37.5	4.0%	25.7
16/03/2024 20:00:00	30.0	19	22	40	37.5	4.5%	24.8
16/03/2024 21:00:00	30.0	5	6	35	0.0	0.0%	25.5
16/03/2024 22:00:00	26.7	9	11	30	0.0	0.0%	22.7
16/03/2024 23:00:00	30.0	2	2	30	0.0	0.0%	24.5
17/03/2024 00:00:00	35.0	6	7	40	37.5	14.3%	24.3
17/03/2024 01:00:00	30.0	3	3	30	0.0	0.0%	22.0
17/03/2024 02:00:00	30.0	1	1	30	0.0	0.0%	27.0
17/03/2024 03:00:00	30.0	1	1	30	0.0	0.0%	27.0
17/03/2024 04:00:00	35.0	1	1	35	0.0	0.0%	32.0
17/03/2024 05:00:00	0.0	0	0	0	0.0	0.0%	0.0
17/03/2024 06:00:00	0.0	0	0	0	0.0	0.0%	0.0
17/03/2024 07:00:00	35.0	2	2	35	0.0	0.0%	29.5
17/03/2024 08:00:00	30.0	1	1	30	0.0	0.0%	27.0
17/03/2024 09:00:00	28.3	4	5	30	0.0	0.0%	25.2
17/03/2024 10:00:00	30.0	16	19	35	0.0	0.0%	26.5
17/03/2024 11:00:00	29.2	20	24	35	0.0	0.0%	25.0
17/03/2024 12:00:00	29.2	14	17	35	0.0	0.0%	26.2
17/03/2024 13:00:00	29.8	31	37	35	0.0	0.0%	26.1

Incoming Summary
2024 April Vicarage Road

from Wed-Mar-13-2024-02-00-PM to Mon-Apr-29-2024-11-59-AM

17/03/2024 14:00:00	30.0	30	35	40	37.5	2.9%	25.3
17/03/2024 15:00:00	29.2	39	46	40	37.5	2.2%	24.3
17/03/2024 16:00:00	29.5	24	28	40	37.5	3.6%	24.1
17/03/2024 17:00:00	31.0	34	40	45	40.0	5.0%	25.3
17/03/2024 18:00:00	29.3	19	22	35	0.0	0.0%	25.0
17/03/2024 19:00:00	30.0	27	32	40	37.5	3.1%	25.9
17/03/2024 20:00:00	28.8	10	12	35	0.0	0.0%	22.7
17/03/2024 21:00:00	30.0	9	11	35	0.0	0.0%	27.3
17/03/2024 22:00:00	40.0	2	2	40	37.5	50.0%	32.0
17/03/2024 23:00:00	35.0	3	3	35	0.0	0.0%	28.7
18/03/2024 00:00:00	30.0	3	3	30	0.0	0.0%	27.3
18/03/2024 01:00:00	40.0	2	2	40	37.5	50.0%	32.0
18/03/2024 02:00:00	0.0	0	0	0	0.0	0.0%	0.0
18/03/2024 03:00:00	0.0	0	0	0	0.0	0.0%	0.0
18/03/2024 04:00:00	0.0	0	0	0	0.0	0.0%	0.0
18/03/2024 05:00:00	0.0	0	0	0	0.0	0.0%	0.0
18/03/2024 06:00:00	0.0	0	0	0	0.0	0.0%	0.0
18/03/2024 07:00:00	23.3	3	4	25	0.0	0.0%	18.5
18/03/2024 08:00:00	30.0	16	19	40	37.5	5.3%	26.5
18/03/2024 09:00:00	29.7	38	45	35	0.0	0.0%	24.9
18/03/2024 10:00:00	33.0	31	36	40	37.5	8.3%	27.0
18/03/2024 11:00:00	31.7	18	21	40	37.5	4.8%	26.3
18/03/2024 12:00:00	31.2	18	21	35	0.0	0.0%	26.1
18/03/2024 13:00:00	31.2	26	30	40	37.5	3.3%	25.7
18/03/2024 14:00:00	32.0	19	22	35	0.0	0.0%	25.0
18/03/2024 15:00:00	29.0	23	27	40	37.5	3.7%	24.0
18/03/2024 16:00:00	29.2	40	47	35	0.0	0.0%	25.3
18/03/2024 17:00:00	32.2	34	40	40	37.5	2.5%	27.0
18/03/2024 18:00:00	29.2	38	45	35	0.0	0.0%	25.2
18/03/2024 19:00:00	29.4	29	34	40	37.5	2.9%	24.8
18/03/2024 20:00:00	29.1	22	26	35	0.0	0.0%	24.3
18/03/2024 21:00:00	30.0	8	10	40	37.5	10.0%	26.8
18/03/2024 22:00:00	35.0	7	8	40	37.5	12.5%	27.1
18/03/2024 23:00:00	35.0	2	2	35	0.0	0.0%	29.5
19/03/2024 00:00:00	40.0	3	3	40	37.5	66.7%	34.0
19/03/2024 01:00:00	25.0	1	1	25	0.0	0.0%	22.0
19/03/2024 02:00:00	0.0	0	0	0	0.0	0.0%	0.0
19/03/2024 03:00:00	0.0	0	0	0	0.0	0.0%	0.0
19/03/2024 04:00:00	0.0	0	0	0	0.0	0.0%	0.0
19/03/2024 05:00:00	0.0	0	0	0	0.0	0.0%	0.0
19/03/2024 06:00:00	0.0	0	0	0	0.0	0.0%	0.0
19/03/2024 07:00:00	30.0	6	7	35	0.0	0.0%	22.7
19/03/2024 08:00:00	29.4	16	19	35	0.0	0.0%	25.0
19/03/2024 09:00:00	31.1	48	57	40	37.5	3.5%	26.6
19/03/2024 10:00:00	30.0	21	25	35	0.0	0.0%	24.6
19/03/2024 11:00:00	29.6	32	38	40	37.5	2.6%	24.7
19/03/2024 12:00:00	29.1	26	30	35	0.0	0.0%	23.1
19/03/2024 13:00:00	29.3	22	26	35	0.0	0.0%	24.8

Incoming Summary
2024 April Vicarage Road

from Wed-Mar-13-2024-02-00-PM to Mon-Apr-29-2024-11-59-AM

19/03/2024 14:00:00	29.0	28	33	35	0.0	0.0%	25.5
19/03/2024 15:00:00	30.0	32	38	40	37.5	7.9%	25.4
19/03/2024 16:00:00	31.4	46	54	40	37.5	5.6%	25.6
19/03/2024 17:00:00	31.5	48	56	45	42.5	1.8%	26.3
19/03/2024 18:00:00	32.5	46	54	40	37.5	9.3%	27.4
19/03/2024 19:00:00	29.3	43	51	35	0.0	0.0%	23.6
19/03/2024 20:00:00	29.3	28	33	35	0.0	0.0%	23.8
19/03/2024 21:00:00	30.0	8	10	35	0.0	0.0%	26.9
19/03/2024 22:00:00	30.0	6	7	35	0.0	0.0%	24.3
19/03/2024 23:00:00	30.0	7	8	40	37.5	12.5%	26.6
20/03/2024 00:00:00	30.0	2	2	30	0.0	0.0%	27.5
20/03/2024 01:00:00	30.0	1	1	30	0.0	0.0%	27.0
20/03/2024 02:00:00	0.0	0	0	0	0.0	0.0%	0.0
20/03/2024 03:00:00	0.0	0	0	0	0.0	0.0%	0.0
20/03/2024 04:00:00	30.0	1	1	30	0.0	0.0%	27.0
20/03/2024 05:00:00	0.0	0	0	0	0.0	0.0%	0.0
20/03/2024 06:00:00	35.0	2	2	35	0.0	0.0%	24.5
20/03/2024 07:00:00	32.5	7	8	35	0.0	0.0%	24.8
20/03/2024 08:00:00	29.6	20	23	40	37.5	4.3%	25.8
20/03/2024 09:00:00	31.1	42	49	35	0.0	0.0%	25.8
20/03/2024 10:00:00	29.5	30	35	40	37.5	2.9%	23.2
20/03/2024 11:00:00	29.1	32	38	40	37.5	2.6%	24.2
20/03/2024 12:00:00	28.3	21	25	35	0.0	0.0%	23.4
20/03/2024 13:00:00	33.8	26	30	40	37.5	6.7%	28.2
20/03/2024 14:00:00	33.0	20	23	40	37.5	4.3%	26.9
20/03/2024 15:00:00	29.2	32	38	35	0.0	0.0%	25.1
20/03/2024 16:00:00	29.0	39	46	35	0.0	0.0%	24.5
20/03/2024 17:00:00	30.0	41	48	40	37.5	2.1%	25.4
20/03/2024 18:00:00	29.5	40	47	40	37.5	2.1%	25.3
20/03/2024 19:00:00	28.9	35	41	35	0.0	0.0%	23.8
20/03/2024 20:00:00	28.8	26	30	35	0.0	0.0%	23.2
20/03/2024 21:00:00	30.0	6	7	35	0.0	0.0%	24.4
20/03/2024 22:00:00	32.5	6	7	35	0.0	0.0%	28.6
20/03/2024 23:00:00	25.0	4	5	30	0.0	0.0%	23.2
21/03/2024 00:00:00	32.5	5	6	35	0.0	0.0%	28.0
21/03/2024 01:00:00	25.0	1	1	25	0.0	0.0%	22.0
21/03/2024 02:00:00	0.0	0	0	0	0.0	0.0%	0.0
21/03/2024 03:00:00	40.0	1	1	40	37.5	100.0%	37.0
21/03/2024 04:00:00	30.0	1	1	30	0.0	0.0%	27.0
21/03/2024 05:00:00	0.0	0	0	0	0.0	0.0%	0.0
21/03/2024 06:00:00	0.0	0	0	0	0.0	0.0%	0.0
21/03/2024 07:00:00	30.0	4	5	35	0.0	0.0%	25.2
21/03/2024 08:00:00	30.0	14	16	35	0.0	0.0%	24.4
21/03/2024 09:00:00	32.3	37	44	40	37.5	2.3%	26.5
21/03/2024 10:00:00	29.5	40	47	40	37.5	2.1%	24.4
21/03/2024 11:00:00	29.1	24	28	35	0.0	0.0%	23.8
21/03/2024 12:00:00	29.3	27	32	35	0.0	0.0%	24.9
21/03/2024 13:00:00	30.0	20	24	35	0.0	0.0%	24.3

Incoming Summary
2024 April Vicarage Road

from Wed-Mar-13-2024-02-00-PM to Mon-Apr-29-2024-11-59-AM

21/03/2024 14:00:00	30.0	24	28	45	42.5	3.6%	24.8
21/03/2024 15:00:00	29.4	27	32	40	37.5	3.1%	25.2
21/03/2024 16:00:00	30.0	57	67	35	0.0	0.0%	25.6
21/03/2024 17:00:00	29.8	41	48	40	37.5	2.1%	25.5
21/03/2024 18:00:00	31.0	44	52	35	0.0	0.0%	25.7
21/03/2024 19:00:00	28.8	30	35	35	0.0	0.0%	24.1
21/03/2024 20:00:00	28.8	21	25	35	0.0	0.0%	24.6
21/03/2024 21:00:00	30.0	15	18	35	0.0	0.0%	26.3
21/03/2024 22:00:00	30.0	3	4	35	0.0	0.0%	24.5
21/03/2024 23:00:00	27.5	8	9	30	0.0	0.0%	22.3
22/03/2024 00:00:00	35.0	3	3	35	0.0	0.0%	27.0
22/03/2024 01:00:00	35.0	3	3	35	0.0	0.0%	27.0
22/03/2024 02:00:00	0.0	0	0	0	0.0	0.0%	0.0
22/03/2024 03:00:00	0.0	0	0	0	0.0	0.0%	0.0
22/03/2024 04:00:00	30.0	1	1	30	0.0	0.0%	27.0
22/03/2024 05:00:00	0.0	0	0	0	0.0	0.0%	0.0
22/03/2024 06:00:00	30.0	1	1	30	0.0	0.0%	27.0
22/03/2024 07:00:00	30.0	1	1	30	0.0	0.0%	27.0
22/03/2024 08:00:00	31.7	14	16	35	0.0	0.0%	26.4
22/03/2024 09:00:00	28.6	43	51	35	0.0	0.0%	23.9
22/03/2024 10:00:00	29.0	21	25	35	0.0	0.0%	25.0
22/03/2024 11:00:00	29.3	24	28	35	0.0	0.0%	23.8
22/03/2024 12:00:00	28.8	37	43	35	0.0	0.0%	22.5
22/03/2024 13:00:00	29.3	32	38	35	0.0	0.0%	25.3
22/03/2024 14:00:00	29.1	27	32	40	37.5	3.1%	25.0
22/03/2024 15:00:00	29.5	35	41	35	0.0	0.0%	25.1
22/03/2024 16:00:00	30.0	59	69	40	37.5	1.4%	25.1
22/03/2024 17:00:00	29.3	47	55	45	40.0	3.6%	25.0
22/03/2024 18:00:00	29.8	42	49	40	37.5	2.0%	25.2
22/03/2024 19:00:00	29.5	47	55	40	37.5	1.8%	24.6
22/03/2024 20:00:00	28.8	26	30	35	0.0	0.0%	23.6
22/03/2024 21:00:00	29.3	11	13	35	0.0	0.0%	25.4
22/03/2024 22:00:00	28.8	10	12	30	0.0	0.0%	25.7
22/03/2024 23:00:00	30.0	8	9	35	0.0	0.0%	22.7
23/03/2024 00:00:00	37.5	7	8	40	37.5	25.0%	25.4
23/03/2024 01:00:00	25.0	1	1	25	0.0	0.0%	22.0
23/03/2024 02:00:00	30.0	2	2	30	0.0	0.0%	27.0
23/03/2024 03:00:00	0.0	0	0	0	0.0	0.0%	0.0
23/03/2024 04:00:00	0.0	0	0	0	0.0	0.0%	0.0
23/03/2024 05:00:00	0.0	0	0	0	0.0	0.0%	0.0
23/03/2024 06:00:00	40.0	1	1	40	37.5	100.0%	37.0
23/03/2024 07:00:00	25.0	2	2	25	0.0	0.0%	22.5
23/03/2024 08:00:00	32.5	9	11	35	0.0	0.0%	28.2
23/03/2024 09:00:00	29.3	12	14	35	0.0	0.0%	25.2
23/03/2024 10:00:00	31.7	27	32	40	37.5	3.1%	26.3
23/03/2024 11:00:00	29.7	41	48	35	0.0	0.0%	24.1
23/03/2024 12:00:00	29.6	34	40	35	0.0	0.0%	24.1
23/03/2024 13:00:00	28.8	26	30	35	0.0	0.0%	23.5

Incoming Summary
2024 April Vicarage Road

from Wed-Mar-13-2024-02-00-PM to Mon-Apr-29-2024-11-59-AM

23/03/2024 14:00:00	30.8	27	32	35	0.0	0.0%	26.0
23/03/2024 15:00:00	28.8	37	44	35	0.0	0.0%	23.9
23/03/2024 16:00:00	29.6	31	37	35	0.0	0.0%	24.6
23/03/2024 17:00:00	33.1	24	28	45	42.5	3.6%	27.5
23/03/2024 18:00:00	29.4	24	28	35	0.0	0.0%	26.1
23/03/2024 19:00:00	35.0	23	27	55	41.3	14.8%	27.1
23/03/2024 20:00:00	30.0	15	18	40	37.5	5.6%	25.4
23/03/2024 21:00:00	32.5	7	8	35	0.0	0.0%	24.8
23/03/2024 22:00:00	32.5	9	11	35	0.0	0.0%	25.4
23/03/2024 23:00:00	30.0	8	9	35	0.0	0.0%	22.7
24/03/2024 00:00:00	22.5	3	4	25	0.0	0.0%	20.0
24/03/2024 01:00:00	30.0	3	3	30	0.0	0.0%	20.3
24/03/2024 02:00:00	20.0	1	1	20	0.0	0.0%	17.0
24/03/2024 03:00:00	40.0	2	2	40	37.5	50.0%	29.5
24/03/2024 04:00:00	0.0	0	0	0	0.0	0.0%	0.0
24/03/2024 05:00:00	0.0	0	0	0	0.0	0.0%	0.0
24/03/2024 06:00:00	30.0	3	3	30	0.0	0.0%	24.0
24/03/2024 07:00:00	0.0	0	0	0	0.0	0.0%	0.0
24/03/2024 08:00:00	30.0	3	3	30	0.0	0.0%	27.0
24/03/2024 09:00:00	29.2	12	14	35	0.0	0.0%	23.4
24/03/2024 10:00:00	29.2	19	22	35	0.0	0.0%	25.4
24/03/2024 11:00:00	29.7	27	32	40	37.5	3.1%	25.1
24/03/2024 12:00:00	30.0	17	20	40	37.5	5.0%	25.1
24/03/2024 13:00:00	29.8	34	40	35	0.0	0.0%	26.0
24/03/2024 14:00:00	28.2	34	40	35	0.0	0.0%	23.3
24/03/2024 15:00:00	28.8	36	42	30	0.0	0.0%	24.4
24/03/2024 16:00:00	30.0	18	21	35	0.0	0.0%	25.0
24/03/2024 17:00:00	29.7	30	35	40	37.5	2.9%	25.7
24/03/2024 18:00:00	30.0	24	28	40	37.5	3.6%	25.1
24/03/2024 19:00:00	29.4	29	34	40	37.5	2.9%	24.3
24/03/2024 20:00:00	30.0	17	20	35	0.0	0.0%	24.1
24/03/2024 21:00:00	28.3	6	7	30	0.0	0.0%	24.3
24/03/2024 22:00:00	30.0	6	7	35	0.0	0.0%	27.3
24/03/2024 23:00:00	32.5	5	6	35	0.0	0.0%	27.2
25/03/2024 00:00:00	30.0	1	1	30	0.0	0.0%	27.0
25/03/2024 01:00:00	35.0	2	2	35	0.0	0.0%	27.0
25/03/2024 02:00:00	0.0	0	0	0	0.0	0.0%	0.0
25/03/2024 03:00:00	25.0	1	1	25	0.0	0.0%	22.0
25/03/2024 04:00:00	0.0	0	0	0	0.0	0.0%	0.0
25/03/2024 05:00:00	35.0	1	1	35	0.0	0.0%	32.0
25/03/2024 06:00:00	0.0	0	0	0	0.0	0.0%	0.0
25/03/2024 07:00:00	30.0	3	3	30	0.0	0.0%	25.7
25/03/2024 08:00:00	31.0	22	26	35	0.0	0.0%	26.0
25/03/2024 09:00:00	30.5	54	64	35	0.0	0.0%	25.4
25/03/2024 10:00:00	29.7	49	58	35	0.0	0.0%	24.3
25/03/2024 11:00:00	29.0	20	24	40	37.5	4.2%	24.3
25/03/2024 12:00:00	28.3	24	28	40	37.5	3.6%	23.5
25/03/2024 13:00:00	29.1	29	34	35	0.0	0.0%	23.5

Incoming Summary
2024 April Vicarage Road

from Wed-Mar-13-2024-02-00-PM to Mon-Apr-29-2024-11-59-AM

25/03/2024 14:00:00	29.4	31	37	35	0.0	0.0%	24.9
25/03/2024 15:00:00	28.5	28	33	35	0.0	0.0%	23.5
25/03/2024 16:00:00	29.7	52	61	35	0.0	0.0%	24.0
25/03/2024 17:00:00	30.0	41	48	35	0.0	0.0%	24.4
25/03/2024 18:00:00	30.0	42	49	35	0.0	0.0%	24.4
25/03/2024 19:00:00	30.8	30	35	35	0.0	0.0%	25.5
25/03/2024 20:00:00	29.3	20	24	35	0.0	0.0%	24.5
25/03/2024 21:00:00	29.3	10	12	35	0.0	0.0%	25.7
25/03/2024 22:00:00	35.0	8	10	40	37.5	20.0%	26.2
25/03/2024 23:00:00	30.0	3	3	30	0.0	0.0%	22.0
26/03/2024 00:00:00	45.0	4	5	50	45.0	40.0%	35.0
26/03/2024 01:00:00	30.0	1	1	30	0.0	0.0%	27.0
26/03/2024 02:00:00	35.0	1	1	35	0.0	0.0%	32.0
26/03/2024 03:00:00	0.0	0	0	0	0.0	0.0%	0.0
26/03/2024 04:00:00	0.0	0	0	0	0.0	0.0%	0.0
26/03/2024 05:00:00	0.0	0	0	0	0.0	0.0%	0.0
26/03/2024 06:00:00	0.0	0	0	0	0.0	0.0%	0.0
26/03/2024 07:00:00	30.0	3	4	35	0.0	0.0%	26.0
26/03/2024 08:00:00	31.2	20	24	40	37.5	4.2%	26.8
26/03/2024 09:00:00	29.8	42	49	40	37.5	2.0%	26.3
26/03/2024 10:00:00	29.5	35	41	40	37.5	2.4%	24.4
26/03/2024 11:00:00	30.0	27	32	35	0.0	0.0%	24.8
26/03/2024 12:00:00	29.7	31	36	35	0.0	0.0%	24.6
26/03/2024 13:00:00	28.9	23	27	35	0.0	0.0%	24.4
26/03/2024 14:00:00	31.7	35	41	40	37.5	9.8%	25.5
26/03/2024 15:00:00	29.2	40	47	35	0.0	0.0%	25.2
26/03/2024 16:00:00	30.0	45	53	40	37.5	1.9%	25.4
26/03/2024 17:00:00	29.3	55	65	45	42.5	1.5%	24.7
26/03/2024 18:00:00	31.2	42	50	40	37.5	4.0%	26.3
26/03/2024 19:00:00	30.0	35	41	35	0.0	0.0%	23.2
26/03/2024 20:00:00	29.4	19	22	35	0.0	0.0%	24.7
26/03/2024 21:00:00	29.0	11	13	35	0.0	0.0%	23.3
26/03/2024 22:00:00	25.0	3	4	30	0.0	0.0%	23.5
26/03/2024 23:00:00	28.3	5	6	30	0.0	0.0%	23.7
27/03/2024 00:00:00	35.0	3	3	35	0.0	0.0%	29.0
27/03/2024 01:00:00	30.0	4	5	35	0.0	0.0%	26.0
27/03/2024 02:00:00	0.0	0	0	0	0.0	0.0%	0.0
27/03/2024 03:00:00	30.0	2	2	30	0.0	0.0%	24.5
27/03/2024 04:00:00	0.0	0	0	0	0.0	0.0%	0.0
27/03/2024 05:00:00	0.0	0	0	0	0.0	0.0%	0.0
27/03/2024 06:00:00	30.0	2	2	30	0.0	0.0%	27.0
27/03/2024 07:00:00	27.5	4	5	30	0.0	0.0%	24.2
27/03/2024 08:00:00	32.9	28	33	45	40.0	6.1%	27.3
27/03/2024 09:00:00	29.3	37	44	35	0.0	0.0%	25.5
27/03/2024 10:00:00	30.0	24	28	35	0.0	0.0%	25.0
27/03/2024 11:00:00	29.6	33	39	40	37.5	2.6%	25.1
27/03/2024 12:00:00	29.6	24	28	35	0.0	0.0%	25.0
27/03/2024 13:00:00	29.1	24	28	35	0.0	0.0%	24.9

Incoming Summary
2024 April Vicarage Road

from Wed-Mar-13-2024-02-00-PM to Mon-Apr-29-2024-11-59-AM

27/03/2024 14:00:00	29.7	24	28	40	37.5	3.6%	25.2
27/03/2024 15:00:00	28.8	30	35	35	0.0	0.0%	23.5
27/03/2024 16:00:00	31.0	36	42	45	40.0	4.8%	25.8
27/03/2024 17:00:00	28.8	42	50	40	37.5	2.0%	24.3
27/03/2024 18:00:00	30.6	53	62	40	37.5	3.2%	25.5
27/03/2024 19:00:00	29.2	30	35	40	37.5	2.9%	25.3
27/03/2024 20:00:00	28.0	37	44	35	0.0	0.0%	22.0
27/03/2024 21:00:00	30.0	14	16	40	37.5	6.3%	23.9
27/03/2024 22:00:00	30.0	11	13	35	0.0	0.0%	26.5
27/03/2024 23:00:00	30.0	5	6	35	0.0	0.0%	23.8
28/03/2024 00:00:00	35.0	3	4	40	37.5	25.0%	28.3
28/03/2024 01:00:00	27.5	3	4	30	0.0	0.0%	21.0
28/03/2024 02:00:00	0.0	0	0	0	0.0	0.0%	0.0
28/03/2024 03:00:00	0.0	0	0	0	0.0	0.0%	0.0
28/03/2024 04:00:00	30.0	1	1	30	0.0	0.0%	27.0
28/03/2024 05:00:00	0.0	0	0	0	0.0	0.0%	0.0
28/03/2024 06:00:00	30.0	1	1	30	0.0	0.0%	27.0
28/03/2024 07:00:00	28.3	5	6	30	0.0	0.0%	24.8
28/03/2024 08:00:00	28.8	20	24	35	0.0	0.0%	23.8
28/03/2024 09:00:00	29.5	39	46	35	0.0	0.0%	25.0
28/03/2024 10:00:00	29.7	37	43	40	37.5	2.3%	24.6
28/03/2024 11:00:00	31.2	27	32	40	37.5	6.3%	26.6
28/03/2024 12:00:00	29.2	31	37	40	37.5	2.7%	24.9
28/03/2024 13:00:00	31.0	24	28	35	0.0	0.0%	26.8
28/03/2024 14:00:00	35.0	19	22	40	37.5	13.6%	27.1
28/03/2024 15:00:00	29.6	31	36	40	37.5	2.8%	24.5
28/03/2024 16:00:00	30.5	52	61	35	0.0	0.0%	26.0
28/03/2024 17:00:00	29.7	37	43	40	37.5	2.3%	25.2
28/03/2024 18:00:00	29.7	27	32	35	0.0	0.0%	25.3
28/03/2024 19:00:00	28.6	31	36	35	0.0	0.0%	23.4
28/03/2024 20:00:00	26.0	22	26	30	0.0	0.0%	22.5
28/03/2024 21:00:00	29.0	9	11	35	0.0	0.0%	24.4
28/03/2024 22:00:00	28.8	7	8	30	0.0	0.0%	21.5
28/03/2024 23:00:00	28.8	5	6	30	0.0	0.0%	25.7
29/03/2024 00:00:00	30.0	5	6	35	0.0	0.0%	24.7
29/03/2024 01:00:00	30.0	3	4	35	0.0	0.0%	28.5
29/03/2024 02:00:00	20.0	1	1	20	0.0	0.0%	17.0
29/03/2024 03:00:00	0.0	0	0	0	0.0	0.0%	0.0
29/03/2024 04:00:00	10.0	1	1	10	0.0	0.0%	7.0
29/03/2024 05:00:00	0.0	0	0	0	0.0	0.0%	0.0
29/03/2024 06:00:00	0.0	0	0	0	0.0	0.0%	0.0
29/03/2024 07:00:00	25.0	1	1	25	0.0	0.0%	22.0
29/03/2024 08:00:00	27.5	5	6	30	0.0	0.0%	22.2
29/03/2024 09:00:00	30.0	18	21	35	0.0	0.0%	25.0
29/03/2024 10:00:00	28.3	20	24	30	0.0	0.0%	24.1
29/03/2024 11:00:00	28.7	28	33	35	0.0	0.0%	24.1
29/03/2024 12:00:00	29.3	22	26	35	0.0	0.0%	24.2
29/03/2024 13:00:00	29.4	31	37	35	0.0	0.0%	24.9

Incoming Summary
2024 April Vicarage Road

from Wed-Mar-13-2024-02-00-PM to Mon-Apr-29-2024-11-59-AM

29/03/2024 14:00:00	28.6	24	28	30	0.0	0.0%	24.8
29/03/2024 15:00:00	30.0	31	36	40	37.5	5.6%	25.0
29/03/2024 16:00:00	29.7	35	41	40	37.5	2.4%	24.2
29/03/2024 17:00:00	30.0	19	22	35	0.0	0.0%	25.1
29/03/2024 18:00:00	30.0	25	29	35	0.0	0.0%	25.3
29/03/2024 19:00:00	31.0	29	34	40	37.5	2.9%	25.1
29/03/2024 20:00:00	28.9	18	21	35	0.0	0.0%	22.7
29/03/2024 21:00:00	28.9	13	15	30	0.0	0.0%	25.1
29/03/2024 22:00:00	30.0	3	4	35	0.0	0.0%	25.8
29/03/2024 23:00:00	35.0	8	9	40	37.5	11.1%	24.2
30/03/2024 00:00:00	32.5	4	5	35	0.0	0.0%	26.0
30/03/2024 01:00:00	30.0	3	3	30	0.0	0.0%	25.3
30/03/2024 02:00:00	25.0	2	2	25	0.0	0.0%	22.0
30/03/2024 03:00:00	0.0	0	0	0	0.0	0.0%	0.0
30/03/2024 04:00:00	0.0	0	0	0	0.0	0.0%	0.0
30/03/2024 05:00:00	30.0	1	1	30	0.0	0.0%	27.0
30/03/2024 06:00:00	30.0	1	1	30	0.0	0.0%	27.0
30/03/2024 07:00:00	35.0	3	3	35	0.0	0.0%	27.0
30/03/2024 08:00:00	30.0	3	4	35	0.0	0.0%	23.3
30/03/2024 09:00:00	30.0	10	12	35	0.0	0.0%	23.8
30/03/2024 10:00:00	31.7	22	26	35	0.0	0.0%	26.4
30/03/2024 11:00:00	30.7	35	41	35	0.0	0.0%	25.1
30/03/2024 12:00:00	30.7	34	40	35	0.0	0.0%	25.9
30/03/2024 13:00:00	29.1	29	34	40	37.5	2.9%	24.9
30/03/2024 14:00:00	29.6	26	31	35	0.0	0.0%	25.5
30/03/2024 15:00:00	30.7	31	37	35	0.0	0.0%	24.5
30/03/2024 16:00:00	30.0	24	28	35	0.0	0.0%	24.3
30/03/2024 17:00:00	33.0	26	30	40	37.5	6.7%	27.1
30/03/2024 18:00:00	29.2	15	18	40	37.5	5.6%	25.3
30/03/2024 19:00:00	30.8	29	34	35	0.0	0.0%	26.5
30/03/2024 20:00:00	29.0	15	18	35	0.0	0.0%	23.7
30/03/2024 21:00:00	25.0	3	4	30	0.0	0.0%	23.5
30/03/2024 22:00:00	26.7	8	10	30	0.0	0.0%	20.3
30/03/2024 23:00:00	32.5	3	4	35	0.0	0.0%	27.3
31/03/2024 00:00:00	30.0	6	7	35	0.0	0.0%	24.4
31/03/2024 01:00:00	30.0	1	1	30	0.0	0.0%	27.0
31/03/2024 02:00:00	30.0	1	1	30	0.0	0.0%	27.0
31/03/2024 03:00:00	25.0	1	1	25	0.0	0.0%	22.0
31/03/2024 04:00:00	0.0	0	0	0	0.0	0.0%	0.0
31/03/2024 05:00:00	30.0	1	1	30	0.0	0.0%	27.0
31/03/2024 06:00:00	25.0	1	1	25	0.0	0.0%	22.0
31/03/2024 07:00:00	30.0	3	4	35	0.0	0.0%	28.5
31/03/2024 08:00:00	32.5	5	6	35	0.0	0.0%	28.8
31/03/2024 09:00:00	31.2	18	21	35	0.0	0.0%	26.1
31/03/2024 10:00:00	30.0	14	17	35	0.0	0.0%	25.5
31/03/2024 11:00:00	29.4	21	25	35	0.0	0.0%	25.0
31/03/2024 12:00:00	29.0	26	30	35	0.0	0.0%	23.4
31/03/2024 13:00:00	30.0	20	24	40	37.5	4.2%	25.5

Incoming Summary
2024 April Vicarage Road

from Wed-Mar-13-2024-02-00-PM to Mon-Apr-29-2024-11-59-AM

31/03/2024 14:00:00	31.2	16	19	35	0.0	0.0%	25.2
31/03/2024 15:00:00	28.8	25	29	35	0.0	0.0%	24.3
31/03/2024 16:00:00	27.5	8	10	35	0.0	0.0%	20.1
31/03/2024 17:00:00	29.4	14	17	35	0.0	0.0%	25.6
31/03/2024 18:00:00	28.5	21	25	35	0.0	0.0%	23.8
31/03/2024 19:00:00	28.3	14	16	30	0.0	0.0%	22.0
31/03/2024 20:00:00	33.0	13	15	35	0.0	0.0%	25.7
31/03/2024 21:00:00	32.5	5	6	35	0.0	0.0%	27.3
31/03/2024 22:00:00	30.0	6	7	40	37.5	14.3%	27.9
31/03/2024 23:00:00	28.8	3	4	30	0.0	0.0%	27.3
01/04/2024 00:00:00	35.0	2	2	35	0.0	0.0%	29.5
01/04/2024 01:00:00	0.0	0	0	0	0.0	0.0%	0.0
01/04/2024 02:00:00	0.0	0	0	0	0.0	0.0%	0.0
01/04/2024 03:00:00	0.0	0	0	0	0.0	0.0%	0.0
01/04/2024 04:00:00	0.0	0	0	0	0.0	0.0%	0.0
01/04/2024 05:00:00	0.0	0	0	0	0.0	0.0%	0.0
01/04/2024 06:00:00	25.0	1	1	25	0.0	0.0%	22.0
01/04/2024 07:00:00	28.3	3	4	30	0.0	0.0%	26.0
01/04/2024 08:00:00	28.1	15	18	30	0.0	0.0%	24.3
01/04/2024 09:00:00	28.9	31	36	35	0.0	0.0%	24.4
01/04/2024 10:00:00	27.5	65	76	35	0.0	0.0%	21.9
01/04/2024 11:00:00	28.3	54	63	35	0.0	0.0%	23.3
01/04/2024 12:00:00	28.4	37	44	35	0.0	0.0%	23.1
01/04/2024 13:00:00	28.5	50	59	35	0.0	0.0%	23.9
01/04/2024 14:00:00	29.2	31	36	40	37.5	2.8%	23.1
01/04/2024 15:00:00	29.6	25	29	40	37.5	3.4%	24.9
01/04/2024 16:00:00	27.5	27	32	35	0.0	0.0%	21.1
01/04/2024 17:00:00	28.9	20	24	35	0.0	0.0%	25.3
01/04/2024 18:00:00	29.5	15	18	35	0.0	0.0%	25.9
01/04/2024 19:00:00	30.0	10	12	35	0.0	0.0%	25.7
01/04/2024 20:00:00	24.4	11	13	30	0.0	0.0%	20.1
01/04/2024 21:00:00	30.0	8	9	35	0.0	0.0%	24.4
01/04/2024 22:00:00	20.0	1	1	20	0.0	0.0%	17.0
01/04/2024 23:00:00	30.0	1	1	30	0.0	0.0%	27.0
02/04/2024 00:00:00	0.0	0	0	0	0.0	0.0%	0.0
02/04/2024 01:00:00	0.0	0	0	0	0.0	0.0%	0.0
02/04/2024 02:00:00	0.0	0	0	0	0.0	0.0%	0.0
02/04/2024 03:00:00	0.0	0	0	0	0.0	0.0%	0.0
02/04/2024 04:00:00	0.0	0	0	0	0.0	0.0%	0.0
02/04/2024 05:00:00	35.0	2	2	35	0.0	0.0%	29.5
02/04/2024 06:00:00	30.0	1	1	30	0.0	0.0%	27.0
02/04/2024 07:00:00	31.7	8	10	35	0.0	0.0%	24.7
02/04/2024 08:00:00	28.3	21	25	40	37.5	4.0%	23.6
02/04/2024 09:00:00	29.6	28	33	35	0.0	0.0%	25.3
02/04/2024 10:00:00	31.0	25	29	35	0.0	0.0%	25.5
02/04/2024 11:00:00	30.0	19	22	35	0.0	0.0%	25.1
02/04/2024 12:00:00	30.0	34	40	40	37.5	2.5%	25.1
02/04/2024 13:00:00	29.6	25	29	35	0.0	0.0%	23.7

Incoming Summary
2024 April Vicarage Road

from Wed-Mar-13-2024-02-00-PM to Mon-Apr-29-2024-11-59-AM

02/04/2024 14:00:00	28.6	26	30	35	0.0	0.0%	23.9
02/04/2024 15:00:00	30.0	24	28	35	0.0	0.0%	25.0
02/04/2024 16:00:00	31.0	24	28	35	0.0	0.0%	25.0
02/04/2024 17:00:00	31.8	41	48	35	0.0	0.0%	26.8
02/04/2024 18:00:00	32.7	35	41	40	37.5	2.4%	27.3
02/04/2024 19:00:00	28.3	14	17	30	0.0	0.0%	24.9
02/04/2024 20:00:00	33.3	10	12	40	37.5	8.3%	25.8
02/04/2024 21:00:00	28.8	5	6	30	0.0	0.0%	25.7
02/04/2024 22:00:00	30.0	2	2	30	0.0	0.0%	27.0
02/04/2024 23:00:00	30.0	2	2	30	0.0	0.0%	24.5
03/04/2024 00:00:00	40.0	2	2	40	37.5	50.0%	32.0
03/04/2024 01:00:00	0.0	0	0	0	0.0	0.0%	0.0
03/04/2024 02:00:00	30.0	1	1	30	0.0	0.0%	27.0
03/04/2024 03:00:00	30.0	1	1	30	0.0	0.0%	27.0
03/04/2024 04:00:00	35.0	1	1	35	0.0	0.0%	32.0
03/04/2024 05:00:00	30.0	2	2	30	0.0	0.0%	24.5
03/04/2024 06:00:00	35.0	6	7	40	37.5	14.3%	23.6
03/04/2024 07:00:00	29.4	14	17	40	37.5	5.9%	25.8
03/04/2024 08:00:00	29.5	16	19	35	0.0	0.0%	26.3
03/04/2024 09:00:00	27.5	32	38	35	0.0	0.0%	19.9
03/04/2024 10:00:00	30.0	19	22	35	0.0	0.0%	26.0
03/04/2024 11:00:00	29.4	30	35	35	0.0	0.0%	25.2
03/04/2024 12:00:00	29.6	28	33	40	37.5	3.0%	23.7
03/04/2024 13:00:00	29.0	24	28	40	37.5	3.6%	24.7
03/04/2024 14:00:00	29.0	25	29	35	0.0	0.0%	24.8
03/04/2024 15:00:00	31.4	26	31	35	0.0	0.0%	25.6
03/04/2024 16:00:00	31.2	28	33	40	37.5	6.1%	26.2
03/04/2024 17:00:00	32.0	31	36	40	37.5	5.6%	26.3
03/04/2024 18:00:00	30.8	30	35	35	0.0	0.0%	26.7
03/04/2024 19:00:00	30.0	16	19	40	37.5	5.3%	26.6
03/04/2024 20:00:00	35.0	7	8	40	37.5	12.5%	26.6
03/04/2024 21:00:00	30.0	8	9	35	0.0	0.0%	24.6
03/04/2024 22:00:00	30.0	10	12	45	42.5	8.3%	26.8
03/04/2024 23:00:00	27.5	3	4	30	0.0	0.0%	23.3
04/04/2024 00:00:00	40.0	1	1	40	37.5	100.0%	37.0
04/04/2024 01:00:00	0.0	0	0	0	0.0	0.0%	0.0
04/04/2024 02:00:00	25.0	1	1	25	0.0	0.0%	22.0
04/04/2024 03:00:00	0.0	0	0	0	0.0	0.0%	0.0
04/04/2024 04:00:00	30.0	1	1	30	0.0	0.0%	27.0
04/04/2024 05:00:00	30.0	2	2	30	0.0	0.0%	24.5
04/04/2024 06:00:00	30.0	3	3	30	0.0	0.0%	20.7
04/04/2024 07:00:00	31.7	9	11	35	0.0	0.0%	27.7
04/04/2024 08:00:00	29.3	12	14	35	0.0	0.0%	24.4
04/04/2024 09:00:00	29.3	33	39	35	0.0	0.0%	24.7
04/04/2024 10:00:00	28.8	27	32	35	0.0	0.0%	24.1
04/04/2024 11:00:00	30.0	33	39	40	37.5	2.6%	24.7
04/04/2024 12:00:00	29.1	23	27	45	42.5	3.7%	24.7
04/04/2024 13:00:00	30.8	29	34	35	0.0	0.0%	25.2

Incoming Summary
2024 April Vicarage Road

from Wed-Mar-13-2024-02-00-PM to Mon-Apr-29-2024-11-59-AM

04/04/2024 14:00:00	30.7	31	37	35	0.0	0.0%	26.2
04/04/2024 15:00:00	30.0	19	22	35	0.0	0.0%	24.8
04/04/2024 16:00:00	31.7	30	35	40	37.5	2.9%	27.2
04/04/2024 17:00:00	31.7	27	32	40	37.5	3.1%	25.2
04/04/2024 18:00:00	29.4	21	25	35	0.0	0.0%	24.7
04/04/2024 19:00:00	28.6	22	26	30	0.0	0.0%	24.9
04/04/2024 20:00:00	27.5	4	5	30	0.0	0.0%	24.2
04/04/2024 21:00:00	25.0	4	5	35	0.0	0.0%	24.2
04/04/2024 22:00:00	27.5	7	8	30	0.0	0.0%	21.6
04/04/2024 23:00:00	35.0	2	2	35	0.0	0.0%	29.5
05/04/2024 00:00:00	35.0	3	3	35	0.0	0.0%	28.7
05/04/2024 01:00:00	20.0	1	1	20	0.0	0.0%	17.0
05/04/2024 02:00:00	25.0	1	1	25	0.0	0.0%	22.0
05/04/2024 03:00:00	35.0	1	1	35	0.0	0.0%	32.0
05/04/2024 04:00:00	0.0	0	0	0	0.0	0.0%	0.0
05/04/2024 05:00:00	25.0	1	1	25	0.0	0.0%	22.0
05/04/2024 06:00:00	30.0	2	2	30	0.0	0.0%	19.5
05/04/2024 07:00:00	29.0	7	8	30	0.0	0.0%	25.4
05/04/2024 08:00:00	29.4	23	27	35	0.0	0.0%	24.9
05/04/2024 09:00:00	30.0	25	29	35	0.0	0.0%	25.1
05/04/2024 10:00:00	27.8	24	28	30	0.0	0.0%	22.0
05/04/2024 11:00:00	28.6	27	32	40	37.5	3.1%	24.0
05/04/2024 12:00:00	29.0	23	27	35	0.0	0.0%	24.6
05/04/2024 13:00:00	30.0	29	34	35	0.0	0.0%	26.0
05/04/2024 14:00:00	31.7	24	28	40	37.5	7.1%	26.4
05/04/2024 15:00:00	30.8	28	33	35	0.0	0.0%	25.4
05/04/2024 16:00:00	30.0	37	43	35	0.0	0.0%	25.8
05/04/2024 17:00:00	29.2	35	41	40	37.5	2.4%	25.1
05/04/2024 18:00:00	28.8	31	37	35	0.0	0.0%	24.6
05/04/2024 19:00:00	29.7	31	36	35	0.0	0.0%	25.1
05/04/2024 20:00:00	30.0	9	11	35	0.0	0.0%	24.5
05/04/2024 21:00:00	30.0	8	10	35	0.0	0.0%	27.7
05/04/2024 22:00:00	32.5	7	8	35	0.0	0.0%	26.1
05/04/2024 23:00:00	35.0	6	7	40	37.5	14.3%	27.9
06/04/2024 00:00:00	32.5	3	4	35	0.0	0.0%	29.8
06/04/2024 01:00:00	0.0	0	0	0	0.0	0.0%	0.0
06/04/2024 02:00:00	0.0	0	0	0	0.0	0.0%	0.0
06/04/2024 03:00:00	35.0	1	1	35	0.0	0.0%	32.0
06/04/2024 04:00:00	0.0	0	0	0	0.0	0.0%	0.0
06/04/2024 05:00:00	0.0	0	0	0	0.0	0.0%	0.0
06/04/2024 06:00:00	35.0	3	3	35	0.0	0.0%	25.3
06/04/2024 07:00:00	35.0	3	3	35	0.0	0.0%	25.3
06/04/2024 08:00:00	31.2	19	22	35	0.0	0.0%	26.7
06/04/2024 09:00:00	29.5	27	32	40	37.5	3.1%	23.8
06/04/2024 10:00:00	30.0	20	24	40	37.5	4.2%	25.5
06/04/2024 11:00:00	30.0	30	35	35	0.0	0.0%	25.7
06/04/2024 12:00:00	29.2	34	40	45	42.5	2.5%	23.5
06/04/2024 13:00:00	31.0	26	31	40	37.5	3.2%	24.7

06/04/2024 14:00:00	31.2	20	24	40	37.5	4.2%	26.7
06/04/2024 15:00:00	30.0	31	36	35	0.0	0.0%	25.0
06/04/2024 16:00:00	30.8	29	34	35	0.0	0.0%	25.4
06/04/2024 17:00:00	32.0	18	21	35	0.0	0.0%	26.8
06/04/2024 18:00:00	30.0	24	28	45	42.5	3.6%	26.3
06/04/2024 19:00:00	30.0	23	27	35	0.0	0.0%	25.5
06/04/2024 20:00:00	30.0	8	9	45	42.5	11.1%	23.8
06/04/2024 21:00:00	32.5	5	6	35	0.0	0.0%	25.5
06/04/2024 22:00:00	37.5	5	6	40	37.5	33.3%	27.2
06/04/2024 23:00:00	30.0	3	4	35	0.0	0.0%	24.5
07/04/2024 00:00:00	30.0	3	4	35	0.0	0.0%	25.8
07/04/2024 01:00:00	30.0	3	3	30	0.0	0.0%	23.7
07/04/2024 02:00:00	35.0	1	1	35	0.0	0.0%	32.0
07/04/2024 03:00:00	0.0	0	0	0	0.0	0.0%	0.0
07/04/2024 04:00:00	0.0	0	0	0	0.0	0.0%	0.0
07/04/2024 05:00:00	0.0	0	0	0	0.0	0.0%	0.0
07/04/2024 06:00:00	0.0	0	0	0	0.0	0.0%	0.0
07/04/2024 07:00:00	0.0	0	0	0	0.0	0.0%	0.0
07/04/2024 08:00:00	29.2	13	15	35	0.0	0.0%	24.3
07/04/2024 09:00:00	29.5	19	22	35	0.0	0.0%	25.0
07/04/2024 10:00:00	31.7	28	33	40	37.5	3.0%	25.9
07/04/2024 11:00:00	28.8	29	34	35	0.0	0.0%	24.0
07/04/2024 12:00:00	29.0	38	45	35	0.0	0.0%	23.1
07/04/2024 13:00:00	27.9	31	37	30	0.0	0.0%	23.1
07/04/2024 14:00:00	31.2	28	33	45	40.0	6.1%	26.1
07/04/2024 15:00:00	30.0	28	33	35	0.0	0.0%	24.2
07/04/2024 16:00:00	30.0	27	32	40	37.5	3.1%	25.8
07/04/2024 17:00:00	31.7	12	14	35	0.0	0.0%	25.0
07/04/2024 18:00:00	32.5	15	18	45	42.5	5.6%	27.1
07/04/2024 19:00:00	30.0	13	15	40	37.5	6.7%	26.3
07/04/2024 20:00:00	30.0	13	15	40	37.5	6.7%	26.3
07/04/2024 21:00:00	28.0	8	10	30	0.0	0.0%	24.3
07/04/2024 22:00:00	35.0	3	3	35	0.0	0.0%	27.0
07/04/2024 23:00:00	30.0	4	5	45	42.5	20.0%	29.2
08/04/2024 00:00:00	35.0	2	2	35	0.0	0.0%	32.5
08/04/2024 01:00:00	30.0	1	1	30	0.0	0.0%	27.0
08/04/2024 02:00:00	0.0	0	0	0	0.0	0.0%	0.0
08/04/2024 03:00:00	0.0	0	0	0	0.0	0.0%	0.0
08/04/2024 04:00:00	30.0	3	3	30	0.0	0.0%	22.0
08/04/2024 05:00:00	0.0	0	0	0	0.0	0.0%	0.0
08/04/2024 06:00:00	30.0	3	4	35	0.0	0.0%	22.0
08/04/2024 07:00:00	33.3	11	13	40	37.5	7.7%	26.5
08/04/2024 08:00:00	31.0	20	24	35	0.0	0.0%	26.3
08/04/2024 09:00:00	30.0	23	27	35	0.0	0.0%	24.6
08/04/2024 10:00:00	30.8	35	41	40	37.5	2.4%	26.0
08/04/2024 11:00:00	30.0	24	28	35	0.0	0.0%	23.8
08/04/2024 12:00:00	30.0	19	22	35	0.0	0.0%	24.2
08/04/2024 13:00:00	29.3	39	46	40	37.5	2.2%	24.7

Incoming Summary
2024 April Vicarage Road

from Wed-Mar-13-2024-02-00-PM to Mon-Apr-29-2024-11-59-AM

08/04/2024 14:00:00	28.6	42	50	35	0.0	0.0%	22.6
08/04/2024 15:00:00	29.7	27	32	35	0.0	0.0%	25.5
08/04/2024 16:00:00	29.3	42	50	40	37.5	2.0%	24.3
08/04/2024 17:00:00	30.8	41	48	40	37.5	4.2%	25.5
08/04/2024 18:00:00	32.5	25	29	40	37.5	3.4%	25.0
08/04/2024 19:00:00	29.2	25	29	35	0.0	0.0%	24.1
08/04/2024 20:00:00	29.2	9	11	40	37.5	9.1%	25.8
08/04/2024 21:00:00	30.0	11	13	40	37.5	7.7%	24.2
08/04/2024 22:00:00	35.0	1	1	35	0.0	0.0%	32.0
08/04/2024 23:00:00	35.0	2	2	35	0.0	0.0%	32.5
09/04/2024 00:00:00	35.0	2	2	35	0.0	0.0%	27.0
09/04/2024 01:00:00	30.0	2	2	30	0.0	0.0%	27.5
09/04/2024 02:00:00	0.0	0	0	0	0.0	0.0%	0.0
09/04/2024 03:00:00	0.0	0	0	0	0.0	0.0%	0.0
09/04/2024 04:00:00	30.0	1	1	30	0.0	0.0%	27.0
09/04/2024 05:00:00	30.0	1	1	30	0.0	0.0%	27.0
09/04/2024 06:00:00	30.0	3	4	45	42.5	25.0%	25.8
09/04/2024 07:00:00	30.0	10	12	35	0.0	0.0%	26.4
09/04/2024 08:00:00	31.7	26	30	35	0.0	0.0%	25.7
09/04/2024 09:00:00	30.0	28	33	35	0.0	0.0%	25.5
09/04/2024 10:00:00	29.6	22	26	35	0.0	0.0%	25.5
09/04/2024 11:00:00	31.2	27	32	45	40.0	6.3%	24.4
09/04/2024 12:00:00	29.4	22	26	35	0.0	0.0%	23.3
09/04/2024 13:00:00	30.0	20	23	35	0.0	0.0%	26.2
09/04/2024 14:00:00	28.3	22	26	30	0.0	0.0%	23.7
09/04/2024 15:00:00	30.0	41	48	40	37.5	2.1%	25.3
09/04/2024 16:00:00	31.2	37	43	35	0.0	0.0%	26.0
09/04/2024 17:00:00	32.1	37	44	40	37.5	6.8%	26.5
09/04/2024 18:00:00	31.2	37	44	50	41.3	9.1%	27.6
09/04/2024 19:00:00	28.9	28	33	35	0.0	0.0%	23.7
09/04/2024 20:00:00	28.3	10	12	30	0.0	0.0%	24.3
09/04/2024 21:00:00	29.0	12	14	35	0.0	0.0%	23.8
09/04/2024 22:00:00	40.0	3	3	40	37.5	33.3%	28.7
09/04/2024 23:00:00	30.0	3	4	35	0.0	0.0%	27.0
10/04/2024 00:00:00	30.0	1	1	30	0.0	0.0%	27.0
10/04/2024 01:00:00	0.0	0	0	0	0.0	0.0%	0.0
10/04/2024 02:00:00	30.0	2	2	30	0.0	0.0%	27.0
10/04/2024 03:00:00	30.0	1	1	30	0.0	0.0%	27.0
10/04/2024 04:00:00	0.0	0	0	0	0.0	0.0%	0.0
10/04/2024 05:00:00	35.0	1	1	35	0.0	0.0%	32.0
10/04/2024 06:00:00	30.0	8	10	35	0.0	0.0%	25.4
10/04/2024 07:00:00	29.0	9	11	35	0.0	0.0%	24.9
10/04/2024 08:00:00	31.7	26	30	35	0.0	0.0%	25.1
10/04/2024 09:00:00	28.9	34	40	35	0.0	0.0%	24.4
10/04/2024 10:00:00	29.6	20	24	35	0.0	0.0%	25.5
10/04/2024 11:00:00	27.1	22	26	30	0.0	0.0%	22.4
10/04/2024 12:00:00	31.2	21	25	40	37.5	4.0%	25.7
10/04/2024 13:00:00	31.0	31	37	40	37.5	5.4%	24.3

Incoming Summary
2024 April Vicarage Road

from Wed-Mar-13-2024-02-00-PM to Mon-Apr-29-2024-11-59-AM

10/04/2024 14:00:00	28.9	14	16	30	0.0	0.0%	25.3
10/04/2024 15:00:00	31.7	22	26	35	0.0	0.0%	25.5
10/04/2024 16:00:00	30.0	38	45	35	0.0	0.0%	26.0
10/04/2024 17:00:00	29.8	33	39	40	37.5	2.6%	27.1
10/04/2024 18:00:00	29.6	27	32	35	0.0	0.0%	24.7
10/04/2024 19:00:00	29.0	19	22	35	0.0	0.0%	23.8
10/04/2024 20:00:00	30.0	9	11	35	0.0	0.0%	24.6
10/04/2024 21:00:00	30.0	8	10	35	0.0	0.0%	26.8
10/04/2024 22:00:00	30.0	4	5	35	0.0	0.0%	27.2
10/04/2024 23:00:00	30.0	6	7	35	0.0	0.0%	25.0
11/04/2024 00:00:00	50.0	2	2	50	47.5	50.0%	39.5
11/04/2024 01:00:00	30.0	1	1	30	0.0	0.0%	27.0
11/04/2024 02:00:00	40.0	1	1	40	37.5	100.0%	37.0
11/04/2024 03:00:00	30.0	1	1	30	0.0	0.0%	27.0
11/04/2024 04:00:00	25.0	3	3	25	0.0	0.0%	20.3
11/04/2024 05:00:00	30.0	1	1	30	0.0	0.0%	27.0
11/04/2024 06:00:00	30.0	3	3	30	0.0	0.0%	22.0
11/04/2024 07:00:00	31.2	14	17	35	0.0	0.0%	26.1
11/04/2024 08:00:00	31.7	15	18	40	37.5	5.6%	27.3
11/04/2024 09:00:00	30.0	18	21	35	0.0	0.0%	26.1
11/04/2024 10:00:00	29.7	29	34	40	37.5	2.9%	25.4
11/04/2024 11:00:00	29.7	31	37	35	0.0	0.0%	25.4
11/04/2024 12:00:00	29.7	35	41	45	42.5	2.4%	24.7
11/04/2024 13:00:00	32.2	31	36	35	0.0	0.0%	25.3
11/04/2024 14:00:00	32.5	26	30	40	37.5	10.0%	27.2
11/04/2024 15:00:00	33.0	24	28	35	0.0	0.0%	27.0
11/04/2024 16:00:00	32.5	38	45	40	37.5	2.2%	28.3
11/04/2024 17:00:00	33.0	32	38	40	37.5	5.3%	26.6
11/04/2024 18:00:00	30.0	43	51	40	37.5	2.0%	25.6
11/04/2024 19:00:00	28.5	20	24	35	0.0	0.0%	24.7
11/04/2024 20:00:00	40.0	6	7	45	40.0	28.6%	29.1
11/04/2024 21:00:00	27.5	9	11	30	0.0	0.0%	22.8
11/04/2024 22:00:00	25.0	1	1	25	0.0	0.0%	22.0
11/04/2024 23:00:00	32.5	3	4	35	0.0	0.0%	28.5
12/04/2024 00:00:00	35.0	3	3	35	0.0	0.0%	25.3
12/04/2024 01:00:00	0.0	0	0	0	0.0	0.0%	0.0
12/04/2024 02:00:00	30.0	1	1	30	0.0	0.0%	27.0
12/04/2024 03:00:00	0.0	0	0	0	0.0	0.0%	0.0
12/04/2024 04:00:00	0.0	0	0	0	0.0	0.0%	0.0
12/04/2024 05:00:00	35.0	1	1	35	0.0	0.0%	32.0
12/04/2024 06:00:00	0.0	0	0	0	0.0	0.0%	0.0
12/04/2024 07:00:00	30.0	14	17	35	0.0	0.0%	24.6
12/04/2024 08:00:00	29.1	21	25	35	0.0	0.0%	25.2
12/04/2024 09:00:00	30.0	24	28	35	0.0	0.0%	25.8
12/04/2024 10:00:00	31.7	28	33	40	37.5	3.0%	25.1
12/04/2024 11:00:00	31.4	31	37	40	37.5	2.7%	25.4
12/04/2024 12:00:00	30.8	31	37	40	37.5	2.7%	25.8
12/04/2024 13:00:00	30.0	33	39	40	37.5	5.1%	25.9

Incoming Summary
2024 April Vicarage Road

from Wed-Mar-13-2024-02-00-PM to Mon-Apr-29-2024-11-59-AM

12/04/2024 14:00:00	31.0	21	25	35	0.0	0.0%	22.7
12/04/2024 15:00:00	30.0	36	42	40	37.5	7.1%	26.2
12/04/2024 16:00:00	29.8	36	42	40	37.5	4.8%	26.5
12/04/2024 17:00:00	28.8	29	34	35	0.0	0.0%	23.5
12/04/2024 18:00:00	32.5	17	20	40	37.5	5.0%	26.9
12/04/2024 19:00:00	32.5	22	26	40	37.5	3.8%	27.3
12/04/2024 20:00:00	28.3	16	19	35	0.0	0.0%	23.3
12/04/2024 21:00:00	32.5	7	8	35	0.0	0.0%	28.5
12/04/2024 22:00:00	35.0	4	5	40	37.5	20.0%	31.0
12/04/2024 23:00:00	35.0	3	3	35	0.0	0.0%	27.0
13/04/2024 00:00:00	30.0	2	2	30	0.0	0.0%	24.5
13/04/2024 01:00:00	40.0	2	2	40	37.5	50.0%	34.5
13/04/2024 02:00:00	0.0	0	0	0	0.0	0.0%	0.0
13/04/2024 03:00:00	0.0	0	0	0	0.0	0.0%	0.0
13/04/2024 04:00:00	25.0	1	1	25	0.0	0.0%	22.0
13/04/2024 05:00:00	40.0	1	1	40	37.5	100.0%	37.0
13/04/2024 06:00:00	0.0	0	0	0	0.0	0.0%	0.0
13/04/2024 07:00:00	32.5	4	5	35	0.0	0.0%	27.2
13/04/2024 08:00:00	28.9	22	26	35	0.0	0.0%	24.7
13/04/2024 09:00:00	32.0	24	28	40	37.5	3.6%	26.1
13/04/2024 10:00:00	30.8	34	40	40	37.5	2.5%	25.3
13/04/2024 11:00:00	29.8	38	45	40	37.5	4.4%	25.7
13/04/2024 12:00:00	30.0	28	33	35	0.0	0.0%	25.3
13/04/2024 13:00:00	33.3	20	24	40	37.5	12.5%	26.5
13/04/2024 14:00:00	29.2	42	50	35	0.0	0.0%	24.9
13/04/2024 15:00:00	28.8	26	31	40	37.5	3.2%	24.5
13/04/2024 16:00:00	31.0	27	32	40	37.5	3.1%	26.1
13/04/2024 17:00:00	29.2	27	32	40	37.5	3.1%	24.9
13/04/2024 18:00:00	29.3	17	20	35	0.0	0.0%	24.6
13/04/2024 19:00:00	30.0	8	9	35	0.0	0.0%	22.1
13/04/2024 20:00:00	30.0	14	17	40	37.5	5.9%	23.2
13/04/2024 21:00:00	27.5	8	10	35	0.0	0.0%	22.7
13/04/2024 22:00:00	35.0	1	1	35	0.0	0.0%	32.0
13/04/2024 23:00:00	31.7	9	11	35	0.0	0.0%	24.5
14/04/2024 00:00:00	30.0	5	6	35	0.0	0.0%	23.7
14/04/2024 01:00:00	25.0	3	3	25	0.0	0.0%	19.0
14/04/2024 02:00:00	30.0	1	1	30	0.0	0.0%	27.0
14/04/2024 03:00:00	15.0	1	1	15	0.0	0.0%	12.0
14/04/2024 04:00:00	0.0	0	0	0	0.0	0.0%	0.0
14/04/2024 05:00:00	0.0	0	0	0	0.0	0.0%	0.0
14/04/2024 06:00:00	30.0	1	1	30	0.0	0.0%	27.0
14/04/2024 07:00:00	27.5	3	4	30	0.0	0.0%	25.0
14/04/2024 08:00:00	29.4	12	14	35	0.0	0.0%	25.9
14/04/2024 09:00:00	31.7	22	26	45	40.0	7.7%	25.0
14/04/2024 10:00:00	31.0	21	25	35	0.0	0.0%	26.2
14/04/2024 11:00:00	27.5	18	21	35	0.0	0.0%	23.0
14/04/2024 12:00:00	30.8	34	40	40	37.5	2.5%	24.8
14/04/2024 13:00:00	29.3	31	36	35	0.0	0.0%	24.5

Incoming Summary
2024 April Vicarage Road

from Wed-Mar-13-2024-02-00-PM to Mon-Apr-29-2024-11-59-AM

14/04/2024 14:00:00	29.0	27	32	35	0.0	0.0%	22.5
14/04/2024 15:00:00	28.3	27	32	35	0.0	0.0%	23.0
14/04/2024 16:00:00	31.7	27	32	45	42.5	3.1%	26.1
14/04/2024 17:00:00	28.8	18	21	35	0.0	0.0%	24.0
14/04/2024 18:00:00	29.5	18	21	40	37.5	4.8%	25.4
14/04/2024 19:00:00	32.5	11	13	40	37.5	7.7%	25.3
14/04/2024 20:00:00	30.0	5	6	35	0.0	0.0%	26.3
14/04/2024 21:00:00	33.3	7	8	35	0.0	0.0%	27.3
14/04/2024 22:00:00	35.0	3	4	50	47.5	25.0%	29.5
14/04/2024 23:00:00	25.0	1	1	25	0.0	0.0%	22.0
15/04/2024 00:00:00	35.0	1	1	35	0.0	0.0%	32.0
15/04/2024 01:00:00	0.0	0	0	0	0.0	0.0%	0.0
15/04/2024 02:00:00	0.0	0	0	0	0.0	0.0%	0.0
15/04/2024 03:00:00	35.0	1	1	35	0.0	0.0%	32.0
15/04/2024 04:00:00	30.0	1	1	30	0.0	0.0%	27.0
15/04/2024 05:00:00	25.0	1	1	25	0.0	0.0%	22.0
15/04/2024 06:00:00	35.0	3	3	35	0.0	0.0%	20.3
15/04/2024 07:00:00	28.5	20	23	30	0.0	0.0%	22.8
15/04/2024 08:00:00	29.8	47	55	35	0.0	0.0%	25.4
15/04/2024 09:00:00	29.6	28	33	35	0.0	0.0%	24.9
15/04/2024 10:00:00	29.5	19	22	35	0.0	0.0%	25.3
15/04/2024 11:00:00	28.3	20	24	35	0.0	0.0%	22.9
15/04/2024 12:00:00	29.3	27	32	40	37.5	3.1%	24.9
15/04/2024 13:00:00	30.0	21	25	35	0.0	0.0%	25.2
15/04/2024 14:00:00	29.4	24	28	35	0.0	0.0%	23.4
15/04/2024 15:00:00	29.2	43	51	45	42.5	2.0%	24.7
15/04/2024 16:00:00	29.6	34	40	35	0.0	0.0%	24.5
15/04/2024 17:00:00	31.4	49	58	40	37.5	1.7%	25.9
15/04/2024 18:00:00	29.3	32	38	40	37.5	2.6%	23.7
15/04/2024 19:00:00	29.3	25	29	35	0.0	0.0%	24.8
15/04/2024 20:00:00	25.0	10	12	30	0.0	0.0%	20.9
15/04/2024 21:00:00	26.7	10	12	30	0.0	0.0%	18.8
15/04/2024 22:00:00	35.0	2	2	35	0.0	0.0%	29.5
15/04/2024 23:00:00	35.0	5	6	40	37.5	16.7%	28.8
16/04/2024 00:00:00	0.0	0	0	0	0.0	0.0%	0.0
16/04/2024 01:00:00	0.0	0	0	0	0.0	0.0%	0.0
16/04/2024 02:00:00	0.0	0	0	0	0.0	0.0%	0.0
16/04/2024 03:00:00	0.0	0	0	0	0.0	0.0%	0.0
16/04/2024 04:00:00	0.0	0	0	0	0.0	0.0%	0.0
16/04/2024 05:00:00	0.0	0	0	0	0.0	0.0%	0.0
16/04/2024 06:00:00	29.0	7	8	30	0.0	0.0%	23.6
16/04/2024 07:00:00	28.3	20	24	30	0.0	0.0%	24.0
16/04/2024 08:00:00	29.8	44	52	35	0.0	0.0%	25.8
16/04/2024 09:00:00	29.2	33	39	35	0.0	0.0%	25.5
16/04/2024 10:00:00	30.0	42	49	40	37.5	2.0%	23.6
16/04/2024 11:00:00	32.1	28	33	40	37.5	3.0%	26.2
16/04/2024 12:00:00	30.0	33	39	35	0.0	0.0%	24.9
16/04/2024 13:00:00	28.5	31	37	35	0.0	0.0%	23.1

Incoming Summary
2024 April Vicarage Road

from Wed-Mar-13-2024-02-00-PM to Mon-Apr-29-2024-11-59-AM

16/04/2024 14:00:00	32.5	20	24	40	37.5	8.3%	25.2
16/04/2024 15:00:00	30.0	54	63	35	0.0	0.0%	25.1
16/04/2024 16:00:00	32.2	42	50	45	39.2	6.0%	26.8
16/04/2024 17:00:00	31.1	40	47	35	0.0	0.0%	25.8
16/04/2024 18:00:00	28.7	35	41	40	37.5	2.4%	23.9
16/04/2024 19:00:00	27.5	21	25	30	0.0	0.0%	22.8
16/04/2024 20:00:00	27.5	12	14	30	0.0	0.0%	23.0
16/04/2024 21:00:00	0.0	0	0	0	0.0	0.0%	0.0
16/04/2024 22:00:00	29.0	7	8	30	0.0	0.0%	25.3
16/04/2024 23:00:00	30.0	3	3	30	0.0	0.0%	23.7
17/04/2024 00:00:00	30.0	3	3	30	0.0	0.0%	25.3
17/04/2024 01:00:00	0.0	0	0	0	0.0	0.0%	0.0
17/04/2024 02:00:00	0.0	0	0	0	0.0	0.0%	0.0
17/04/2024 03:00:00	0.0	0	0	0	0.0	0.0%	0.0
17/04/2024 04:00:00	0.0	0	0	0	0.0	0.0%	0.0
17/04/2024 05:00:00	30.0	1	1	30	0.0	0.0%	27.0
17/04/2024 06:00:00	30.0	6	7	35	0.0	0.0%	24.3
17/04/2024 07:00:00	29.5	23	27	35	0.0	0.0%	24.8
17/04/2024 08:00:00	30.6	40	47	35	0.0	0.0%	25.5
17/04/2024 09:00:00	28.0	25	29	30	0.0	0.0%	22.0
17/04/2024 10:00:00	29.6	24	28	35	0.0	0.0%	25.2
17/04/2024 11:00:00	29.1	18	21	30	0.0	0.0%	26.2
17/04/2024 12:00:00	29.3	23	27	35	0.0	0.0%	23.6
17/04/2024 13:00:00	30.0	31	37	35	0.0	0.0%	25.4
17/04/2024 14:00:00	29.7	26	31	35	0.0	0.0%	25.9
17/04/2024 15:00:00	30.0	43	51	35	0.0	0.0%	24.3
17/04/2024 16:00:00	32.5	42	49	40	37.5	2.0%	25.5
17/04/2024 17:00:00	31.8	51	60	40	37.5	3.3%	26.4
17/04/2024 18:00:00	30.0	42	50	40	37.5	2.0%	25.4
17/04/2024 19:00:00	29.1	29	34	35	0.0	0.0%	24.8
17/04/2024 20:00:00	29.0	21	25	35	0.0	0.0%	24.2
17/04/2024 21:00:00	35.0	2	2	35	0.0	0.0%	29.5
17/04/2024 22:00:00	35.0	3	3	35	0.0	0.0%	30.7
17/04/2024 23:00:00	35.0	3	4	40	37.5	25.0%	30.8
18/04/2024 00:00:00	0.0	0	0	0	0.0	0.0%	0.0
18/04/2024 01:00:00	0.0	0	0	0	0.0	0.0%	0.0
18/04/2024 02:00:00	30.0	1	1	30	0.0	0.0%	27.0
18/04/2024 03:00:00	0.0	0	0	0	0.0	0.0%	0.0
18/04/2024 04:00:00	0.0	0	0	0	0.0	0.0%	0.0
18/04/2024 05:00:00	30.0	3	4	35	0.0	0.0%	23.3
18/04/2024 06:00:00	30.0	2	2	30	0.0	0.0%	24.5
18/04/2024 07:00:00	29.7	31	36	40	37.5	2.8%	24.6
18/04/2024 08:00:00	30.8	31	36	35	0.0	0.0%	26.1
18/04/2024 09:00:00	30.0	31	36	45	42.5	2.8%	25.4
18/04/2024 10:00:00	32.1	28	33	40	37.5	3.0%	25.8
18/04/2024 11:00:00	27.5	26	31	30	0.0	0.0%	22.5
18/04/2024 12:00:00	31.7	28	33	40	37.5	3.0%	24.2
18/04/2024 13:00:00	29.6	24	28	40	37.5	3.6%	25.1

Incoming Summary
2024 April Vicarage Road

from Wed-Mar-13-2024-02-00-PM to Mon-Apr-29-2024-11-59-AM

18/04/2024 14:00:00	32.5	29	34	45	40.0	5.9%	25.6
18/04/2024 15:00:00	31.4	48	56	35	0.0	0.0%	26.0
18/04/2024 16:00:00	30.0	51	60	40	37.5	5.0%	24.9
18/04/2024 17:00:00	29.8	46	54	35	0.0	0.0%	25.6
18/04/2024 18:00:00	29.5	38	45	35	0.0	0.0%	24.9
18/04/2024 19:00:00	29.0	31	37	45	42.5	2.7%	25.0
18/04/2024 20:00:00	28.3	7	8	30	0.0	0.0%	23.0
18/04/2024 21:00:00	30.0	7	8	35	0.0	0.0%	24.0
18/04/2024 22:00:00	25.0	6	7	30	0.0	0.0%	21.6
18/04/2024 23:00:00	30.0	1	1	30	0.0	0.0%	27.0
19/04/2024 00:00:00	30.0	1	1	30	0.0	0.0%	27.0
19/04/2024 01:00:00	30.0	1	1	30	0.0	0.0%	27.0
19/04/2024 02:00:00	0.0	0	0	0	0.0	0.0%	0.0
19/04/2024 03:00:00	0.0	0	0	0	0.0	0.0%	0.0
19/04/2024 04:00:00	0.0	0	0	0	0.0	0.0%	0.0
19/04/2024 05:00:00	25.0	1	1	25	0.0	0.0%	22.0
19/04/2024 06:00:00	40.0	3	3	40	37.5	33.3%	23.7
19/04/2024 07:00:00	29.4	16	19	40	37.5	5.3%	24.9
19/04/2024 08:00:00	29.6	48	56	35	0.0	0.0%	25.6
19/04/2024 09:00:00	29.3	31	36	35	0.0	0.0%	24.8
19/04/2024 10:00:00	29.4	25	29	35	0.0	0.0%	22.9
19/04/2024 11:00:00	30.0	20	24	40	37.5	4.2%	25.2
19/04/2024 12:00:00	28.9	26	30	35	0.0	0.0%	23.2
19/04/2024 13:00:00	32.5	20	23	45	42.5	4.3%	27.6
19/04/2024 14:00:00	33.3	26	30	35	0.0	0.0%	27.7
19/04/2024 15:00:00	29.8	43	51	40	37.5	2.0%	26.1
19/04/2024 16:00:00	30.0	36	42	50	42.5	4.8%	24.9
19/04/2024 17:00:00	30.0	36	42	40	37.5	4.8%	26.9
19/04/2024 18:00:00	31.0	31	37	40	37.5	5.4%	24.8
19/04/2024 19:00:00	29.6	30	35	35	0.0	0.0%	24.3
19/04/2024 20:00:00	30.0	9	11	40	37.5	9.1%	23.5
19/04/2024 21:00:00	30.0	8	9	35	0.0	0.0%	24.4
19/04/2024 22:00:00	30.0	6	7	40	37.5	14.3%	25.9
19/04/2024 23:00:00	30.0	6	7	35	0.0	0.0%	25.9
20/04/2024 00:00:00	35.0	3	3	35	0.0	0.0%	27.0
20/04/2024 01:00:00	0.0	0	0	0	0.0	0.0%	0.0
20/04/2024 02:00:00	30.0	1	1	30	0.0	0.0%	27.0
20/04/2024 03:00:00	30.0	2	2	30	0.0	0.0%	19.5
20/04/2024 04:00:00	0.0	0	0	0	0.0	0.0%	0.0
20/04/2024 05:00:00	30.0	1	1	30	0.0	0.0%	27.0
20/04/2024 06:00:00	0.0	0	0	0	0.0	0.0%	0.0
20/04/2024 07:00:00	28.8	7	8	30	0.0	0.0%	24.1
20/04/2024 08:00:00	30.0	13	15	45	42.5	6.7%	24.9
20/04/2024 09:00:00	31.7	22	26	35	0.0	0.0%	25.8
20/04/2024 10:00:00	29.7	33	39	40	37.5	5.1%	25.6
20/04/2024 11:00:00	29.3	37	44	35	0.0	0.0%	23.9
20/04/2024 12:00:00	29.8	42	50	45	40.0	4.0%	25.5
20/04/2024 13:00:00	29.4	16	19	35	0.0	0.0%	25.0

Incoming Summary
2024 April Vicarage Road

from Wed-Mar-13-2024-02-00-PM to Mon-Apr-29-2024-11-59-AM

20/04/2024 14:00:00	29.4	23	27	40	37.5	3.7%	24.7
20/04/2024 15:00:00	27.8	27	32	35	0.0	0.0%	21.3
20/04/2024 16:00:00	30.0	34	40	40	37.5	2.5%	25.5
20/04/2024 17:00:00	28.6	35	41	40	37.5	2.4%	22.5
20/04/2024 18:00:00	29.6	22	26	40	37.5	3.8%	24.6
20/04/2024 19:00:00	29.4	21	25	35	0.0	0.0%	24.3
20/04/2024 20:00:00	29.0	12	14	35	0.0	0.0%	24.4
20/04/2024 21:00:00	32.5	8	10	35	0.0	0.0%	23.6
20/04/2024 22:00:00	35.0	6	7	40	37.5	14.3%	25.7
20/04/2024 23:00:00	32.5	3	4	35	0.0	0.0%	29.5
21/04/2024 00:00:00	30.0	3	4	35	0.0	0.0%	21.0
21/04/2024 01:00:00	30.0	3	3	30	0.0	0.0%	24.0
21/04/2024 02:00:00	0.0	0	0	0	0.0	0.0%	0.0
21/04/2024 03:00:00	35.0	2	2	35	0.0	0.0%	27.0
21/04/2024 04:00:00	0.0	0	0	0	0.0	0.0%	0.0
21/04/2024 05:00:00	0.0	0	0	0	0.0	0.0%	0.0
21/04/2024 06:00:00	25.0	1	1	25	0.0	0.0%	22.0
21/04/2024 07:00:00	35.0	1	1	35	0.0	0.0%	32.0
21/04/2024 08:00:00	29.2	14	16	35	0.0	0.0%	23.6
21/04/2024 09:00:00	28.9	21	25	35	0.0	0.0%	25.6
21/04/2024 10:00:00	28.9	34	40	35	0.0	0.0%	23.7
21/04/2024 11:00:00	27.7	40	47	35	0.0	0.0%	23.1
21/04/2024 12:00:00	30.7	32	38	35	0.0	0.0%	25.3
21/04/2024 13:00:00	29.1	29	34	40	37.5	2.9%	25.5
21/04/2024 14:00:00	32.5	21	25	45	42.5	8.0%	27.5
21/04/2024 15:00:00	29.7	32	38	40	37.5	5.3%	25.3
21/04/2024 16:00:00	28.7	26	30	30	0.0	0.0%	24.3
21/04/2024 17:00:00	31.7	13	15	35	0.0	0.0%	25.9
21/04/2024 18:00:00	30.0	19	22	35	0.0	0.0%	22.7
21/04/2024 19:00:00	28.3	15	18	30	0.0	0.0%	23.1
21/04/2024 20:00:00	25.0	8	9	30	0.0	0.0%	21.9
21/04/2024 21:00:00	29.2	8	10	35	0.0	0.0%	24.2
21/04/2024 22:00:00	0.0	0	0	0	0.0	0.0%	0.0
21/04/2024 23:00:00	25.0	3	3	25	0.0	0.0%	19.0
22/04/2024 00:00:00	40.0	2	2	40	37.5	50.0%	34.5
22/04/2024 01:00:00	40.0	1	1	40	37.5	100.0%	37.0
22/04/2024 02:00:00	0.0	0	0	0	0.0	0.0%	0.0
22/04/2024 03:00:00	0.0	0	0	0	0.0	0.0%	0.0
22/04/2024 04:00:00	0.0	0	0	0	0.0	0.0%	0.0
22/04/2024 05:00:00	30.0	2	2	30	0.0	0.0%	27.5
22/04/2024 06:00:00	25.0	4	5	35	0.0	0.0%	19.2
22/04/2024 07:00:00	29.2	22	26	40	37.5	3.8%	25.8
22/04/2024 08:00:00	29.6	45	53	40	37.5	1.9%	25.6
22/04/2024 09:00:00	31.2	26	30	40	37.5	3.3%	24.7
22/04/2024 10:00:00	31.2	19	22	35	0.0	0.0%	25.3
22/04/2024 11:00:00	28.2	26	31	35	0.0	0.0%	23.7
22/04/2024 12:00:00	31.7	21	25	35	0.0	0.0%	25.2
22/04/2024 13:00:00	30.0	20	23	35	0.0	0.0%	25.9

Incoming Summary
2024 April Vicarage Road

from Wed-Mar-13-2024-02-00-PM to Mon-Apr-29-2024-11-59-AM

22/04/2024 14:00:00	31.7	27	32	40	37.5	3.1%	25.3
22/04/2024 15:00:00	29.8	58	68	45	40.0	2.9%	25.3
22/04/2024 16:00:00	31.7	32	38	40	37.5	5.3%	25.6
22/04/2024 17:00:00	32.3	39	46	40	37.5	2.2%	26.2
22/04/2024 18:00:00	29.7	26	30	45	42.5	3.3%	26.4
22/04/2024 19:00:00	29.6	20	24	35	0.0	0.0%	25.5
22/04/2024 20:00:00	24.5	14	16	30	0.0	0.0%	21.4
22/04/2024 21:00:00	33.3	4	5	35	0.0	0.0%	29.2
22/04/2024 22:00:00	30.0	4	5	35	0.0	0.0%	26.0
22/04/2024 23:00:00	30.0	2	2	30	0.0	0.0%	17.0
23/04/2024 00:00:00	0.0	0	0	0	0.0	0.0%	0.0
23/04/2024 01:00:00	0.0	0	0	0	0.0	0.0%	0.0
23/04/2024 02:00:00	0.0	0	0	0	0.0	0.0%	0.0
23/04/2024 03:00:00	0.0	0	0	0	0.0	0.0%	0.0
23/04/2024 04:00:00	30.0	1	1	30	0.0	0.0%	27.0
23/04/2024 05:00:00	0.0	0	0	0	0.0	0.0%	0.0
23/04/2024 06:00:00	23.3	3	4	25	0.0	0.0%	21.0
23/04/2024 07:00:00	30.0	23	27	40	37.5	3.7%	25.7
23/04/2024 08:00:00	29.8	42	50	35	0.0	0.0%	25.9
23/04/2024 09:00:00	29.2	39	46	40	37.5	2.2%	24.4
23/04/2024 10:00:00	31.7	25	29	35	0.0	0.0%	25.6
23/04/2024 11:00:00	28.6	37	43	35	0.0	0.0%	22.2
23/04/2024 12:00:00	28.5	29	34	35	0.0	0.0%	23.0
23/04/2024 13:00:00	29.5	32	38	35	0.0	0.0%	24.8
23/04/2024 14:00:00	29.2	24	28	35	0.0	0.0%	24.8
23/04/2024 15:00:00	31.2	54	63	35	0.0	0.0%	25.4
23/04/2024 16:00:00	31.2	42	49	40	37.5	2.0%	26.7
23/04/2024 17:00:00	30.0	45	53	40	37.5	3.8%	25.2
23/04/2024 18:00:00	31.7	43	51	40	37.5	3.9%	26.2
23/04/2024 19:00:00	31.7	22	26	35	0.0	0.0%	25.2
23/04/2024 20:00:00	27.5	8	10	35	0.0	0.0%	23.7
23/04/2024 21:00:00	30.0	4	5	35	0.0	0.0%	23.0
23/04/2024 22:00:00	28.8	3	4	30	0.0	0.0%	27.3
23/04/2024 23:00:00	25.0	2	2	25	0.0	0.0%	17.0
24/04/2024 00:00:00	30.0	3	4	35	0.0	0.0%	27.3
24/04/2024 01:00:00	25.0	1	1	25	0.0	0.0%	22.0
24/04/2024 02:00:00	0.0	0	0	0	0.0	0.0%	0.0
24/04/2024 03:00:00	0.0	0	0	0	0.0	0.0%	0.0
24/04/2024 04:00:00	0.0	0	0	0	0.0	0.0%	0.0
24/04/2024 05:00:00	0.0	0	0	0	0.0	0.0%	0.0
24/04/2024 06:00:00	30.0	6	7	35	0.0	0.0%	22.1
24/04/2024 07:00:00	30.0	21	25	40	37.5	4.0%	26.4
24/04/2024 08:00:00	32.7	45	53	40	37.5	3.8%	27.1
24/04/2024 09:00:00	31.4	33	39	40	37.5	2.6%	25.1
24/04/2024 10:00:00	28.9	27	32	35	0.0	0.0%	24.3
24/04/2024 11:00:00	31.7	33	39	35	0.0	0.0%	25.7
24/04/2024 12:00:00	31.7	25	29	35	0.0	0.0%	25.3
24/04/2024 13:00:00	33.3	19	22	40	37.5	4.5%	27.1

Incoming Summary
2024 April Vicarage Road

from Wed-Mar-13-2024-02-00-PM to Mon-Apr-29-2024-11-59-AM

24/04/2024 14:00:00	30.0	25	29	35	0.0	0.0%	26.4
24/04/2024 15:00:00	32.0	46	54	40	37.5	3.7%	26.7
24/04/2024 16:00:00	33.8	44	52	45	38.5	9.6%	27.5
24/04/2024 17:00:00	31.7	38	45	40	37.5	2.2%	27.6
24/04/2024 18:00:00	30.0	38	45	40	37.5	4.4%	26.4
24/04/2024 19:00:00	30.0	27	32	35	0.0	0.0%	24.4
24/04/2024 20:00:00	29.2	15	18	35	0.0	0.0%	22.7
24/04/2024 21:00:00	33.8	8	9	35	0.0	0.0%	26.7
24/04/2024 22:00:00	25.0	3	4	30	0.0	0.0%	23.5
24/04/2024 23:00:00	30.0	3	4	35	0.0	0.0%	24.5
25/04/2024 00:00:00	0.0	0	0	0	0.0	0.0%	0.0
25/04/2024 01:00:00	0.0	0	0	0	0.0	0.0%	0.0
25/04/2024 02:00:00	0.0	0	0	0	0.0	0.0%	0.0
25/04/2024 03:00:00	25.0	1	1	25	0.0	0.0%	22.0
25/04/2024 04:00:00	30.0	1	1	30	0.0	0.0%	27.0
25/04/2024 05:00:00	0.0	0	0	0	0.0	0.0%	0.0
25/04/2024 06:00:00	30.0	3	4	35	0.0	0.0%	27.3
25/04/2024 07:00:00	30.0	20	24	40	37.5	4.2%	25.9
25/04/2024 08:00:00	30.6	46	54	35	0.0	0.0%	24.6
25/04/2024 09:00:00	29.6	37	44	35	0.0	0.0%	25.7
25/04/2024 10:00:00	28.6	25	29	35	0.0	0.0%	24.0
25/04/2024 11:00:00	29.5	21	25	35	0.0	0.0%	25.5
25/04/2024 12:00:00	29.4	36	42	40	37.5	4.8%	24.6
25/04/2024 13:00:00	28.3	27	32	35	0.0	0.0%	23.2
25/04/2024 14:00:00	31.0	31	36	50	47.5	2.8%	25.3
25/04/2024 15:00:00	30.6	43	51	35	0.0	0.0%	24.9
25/04/2024 16:00:00	30.0	43	51	40	37.5	2.0%	26.7
25/04/2024 17:00:00	29.4	45	53	40	37.5	3.8%	25.5
25/04/2024 18:00:00	29.3	36	42	45	42.5	2.4%	24.4
25/04/2024 19:00:00	30.0	17	20	35	0.0	0.0%	24.5
25/04/2024 20:00:00	32.5	11	13	40	37.5	7.7%	26.8
25/04/2024 21:00:00	27.5	7	8	30	0.0	0.0%	21.4
25/04/2024 22:00:00	32.5	7	8	35	0.0	0.0%	26.5
25/04/2024 23:00:00	32.5	4	5	35	0.0	0.0%	24.4
26/04/2024 00:00:00	20.0	1	1	20	0.0	0.0%	17.0
26/04/2024 01:00:00	30.0	1	1	30	0.0	0.0%	27.0
26/04/2024 02:00:00	40.0	1	1	40	37.5	100.0%	37.0
26/04/2024 03:00:00	35.0	1	1	35	0.0	0.0%	32.0
26/04/2024 04:00:00	15.0	2	2	15	0.0	0.0%	9.5
26/04/2024 05:00:00	25.0	1	1	25	0.0	0.0%	22.0
26/04/2024 06:00:00	27.5	3	4	30	0.0	0.0%	22.0
26/04/2024 07:00:00	31.2	26	31	40	37.5	6.5%	25.7
26/04/2024 08:00:00	29.5	51	60	35	0.0	0.0%	24.3
26/04/2024 09:00:00	29.3	31	37	35	0.0	0.0%	24.4
26/04/2024 10:00:00	31.2	20	23	35	0.0	0.0%	25.6
26/04/2024 11:00:00	31.0	30	35	40	37.5	2.9%	25.7
26/04/2024 12:00:00	29.5	33	39	35	0.0	0.0%	23.5
26/04/2024 13:00:00	31.0	36	42	40	37.5	4.8%	25.7

Incoming Summary
2024 April Vicarage Road

from Wed-Mar-13-2024-02-00-PM to Mon-Apr-29-2024-11-59-AM

26/04/2024 14:00:00	31.4	37	43	40	37.5	2.3%	24.0
26/04/2024 15:00:00	31.0	53	62	40	37.5	1.6%	25.6
26/04/2024 16:00:00	30.0	37	44	40	37.5	2.3%	26.1
26/04/2024 17:00:00	29.8	44	52	35	0.0	0.0%	25.5
26/04/2024 18:00:00	29.2	41	48	35	0.0	0.0%	24.9
26/04/2024 19:00:00	29.3	26	30	35	0.0	0.0%	25.4
26/04/2024 20:00:00	30.0	17	20	35	0.0	0.0%	25.4
26/04/2024 21:00:00	30.0	8	9	35	0.0	0.0%	23.2
26/04/2024 22:00:00	28.3	3	4	30	0.0	0.0%	26.0
26/04/2024 23:00:00	32.5	3	4	35	0.0	0.0%	29.5
27/04/2024 00:00:00	35.0	4	5	40	37.5	20.0%	28.0
27/04/2024 01:00:00	0.0	0	0	0	0.0	0.0%	0.0
27/04/2024 02:00:00	0.0	0	0	0	0.0	0.0%	0.0
27/04/2024 03:00:00	0.0	0	0	0	0.0	0.0%	0.0
27/04/2024 04:00:00	0.0	0	0	0	0.0	0.0%	0.0
27/04/2024 05:00:00	0.0	0	0	0	0.0	0.0%	0.0
27/04/2024 06:00:00	25.0	1	1	25	0.0	0.0%	22.0
27/04/2024 07:00:00	30.0	7	8	35	0.0	0.0%	26.0
27/04/2024 08:00:00	29.2	18	21	35	0.0	0.0%	24.9
27/04/2024 09:00:00	28.8	27	32	35	0.0	0.0%	24.3
27/04/2024 10:00:00	31.2	35	41	35	0.0	0.0%	24.7
27/04/2024 11:00:00	28.9	32	38	35	0.0	0.0%	24.9
27/04/2024 12:00:00	29.6	26	30	35	0.0	0.0%	23.2
27/04/2024 13:00:00	29.2	27	32	35	0.0	0.0%	24.2
27/04/2024 14:00:00	28.9	32	38	35	0.0	0.0%	24.0
27/04/2024 15:00:00	29.6	29	34	40	37.5	2.9%	25.1
27/04/2024 16:00:00	31.0	23	27	35	0.0	0.0%	24.8
27/04/2024 17:00:00	29.0	26	30	40	37.5	3.3%	23.7
27/04/2024 18:00:00	29.5	28	33	40	37.5	6.1%	23.5
27/04/2024 19:00:00	29.5	17	20	35	0.0	0.0%	25.6
27/04/2024 20:00:00	32.5	12	14	45	42.5	7.1%	25.9
27/04/2024 21:00:00	27.5	5	6	30	0.0	0.0%	23.0
27/04/2024 22:00:00	25.0	4	5	30	0.0	0.0%	21.4
27/04/2024 23:00:00	30.0	4	5	35	0.0	0.0%	26.2
28/04/2024 00:00:00	35.0	2	2	35	0.0	0.0%	24.5
28/04/2024 01:00:00	25.0	1	1	25	0.0	0.0%	22.0
28/04/2024 02:00:00	25.0	2	2	25	0.0	0.0%	22.0
28/04/2024 03:00:00	0.0	0	0	0	0.0	0.0%	0.0
28/04/2024 04:00:00	0.0	0	0	0	0.0	0.0%	0.0
28/04/2024 05:00:00	30.0	1	1	30	0.0	0.0%	27.0
28/04/2024 06:00:00	30.0	1	1	30	0.0	0.0%	27.0
28/04/2024 07:00:00	25.0	2	2	25	0.0	0.0%	19.5
28/04/2024 08:00:00	27.5	10	12	30	0.0	0.0%	24.0
28/04/2024 09:00:00	27.5	20	24	35	0.0	0.0%	22.7
28/04/2024 10:00:00	28.6	14	17	35	0.0	0.0%	23.4
28/04/2024 11:00:00	29.2	23	27	35	0.0	0.0%	25.0
28/04/2024 12:00:00	28.4	39	46	35	0.0	0.0%	23.2
28/04/2024 13:00:00	28.3	25	29	30	0.0	0.0%	23.6

Incoming Summary
 2024 April Vicarage Road

from Wed-Mar-13-2024-02-00-PM to Mon-Apr-29-2024-11-59-AM

28/04/2024 14:00:00	30.0	20	23	35	0.0	0.0%	24.7
28/04/2024 15:00:00	31.2	19	22	35	0.0	0.0%	26.0
28/04/2024 16:00:00	29.3	23	27	35	0.0	0.0%	25.1
28/04/2024 17:00:00	28.9	28	33	35	0.0	0.0%	23.9
28/04/2024 18:00:00	30.0	17	20	40	37.5	5.0%	24.3
28/04/2024 19:00:00	29.3	13	15	35	0.0	0.0%	24.9
28/04/2024 20:00:00	32.5	8	10	35	0.0	0.0%	27.3
28/04/2024 21:00:00	32.5	8	10	35	0.0	0.0%	26.6
28/04/2024 22:00:00	0.0	0	0	0	0.0	0.0%	0.0
28/04/2024 23:00:00	30.0	1	1	30	0.0	0.0%	27.0
29/04/2024 00:00:00	40.0	3	3	40	37.5	33.3%	32.0
29/04/2024 01:00:00	0.0	0	0	0	0.0	0.0%	0.0
29/04/2024 02:00:00	0.0	0	0	0	0.0	0.0%	0.0
29/04/2024 03:00:00	0.0	0	0	0	0.0	0.0%	0.0
29/04/2024 04:00:00	30.0	1	1	30	0.0	0.0%	27.0
29/04/2024 05:00:00	0.0	0	0	0	0.0	0.0%	0.0
29/04/2024 06:00:00	35.0	2	2	35	0.0	0.0%	27.0
29/04/2024 07:00:00	29.6	22	26	35	0.0	0.0%	25.7
29/04/2024 08:00:00	30.0	44	52	40	37.5	1.9%	25.7
29/04/2024 09:00:00	29.7	34	40	35	0.0	0.0%	25.0
29/04/2024 10:00:00	**No Data**						
29/04/2024 11:00:00	**No Data**						
29/04/2024 12:00:00	0.0	0	0	0	0.0	0.0%	0.0

Day/Time Ending	85th pctl (MPH)	85th pctl cnts	Total Cnts	Max Speed	Avg Speeder	% Speeders	Avg Speed
14/03/2024 00:00:00	29.5	226	266	45	39.2	2.3%	25.2
15/03/2024 00:00:00	30.3	493	580	45	38.8	2.8%	25.2
16/03/2024 00:00:00	29.8	479	563	45	38.0	1.8%	24.8
17/03/2024 00:00:00	29.9	348	409	40	37.5	2.4%	25.0
18/03/2024 00:00:00	29.7	293	345	45	38.2	2.0%	25.4
19/03/2024 00:00:00	30.1	376	442	40	37.5	3.2%	25.6
20/03/2024 00:00:00	29.9	467	549	45	37.8	2.9%	25.3
21/03/2024 00:00:00	29.8	434	510	40	37.5	1.6%	25.0
22/03/2024 00:00:00	29.9	442	520	45	38.3	1.2%	25.1
23/03/2024 00:00:00	29.3	493	580	45	38.1	1.4%	24.7
24/03/2024 00:00:00	30.0	363	427	55	40.0	1.9%	25.1
25/03/2024 00:00:00	29.4	324	381	40	37.5	1.6%	24.8
26/03/2024 00:00:00	29.8	474	558	50	40.0	1.1%	24.7
27/03/2024 00:00:00	29.8	476	560	45	38.0	2.0%	25.1
28/03/2024 00:00:00	29.6	467	549	45	38.3	2.2%	24.9
29/03/2024 00:00:00	29.6	433	509	40	37.5	1.8%	25.0
30/03/2024 00:00:00	29.4	338	398	40	37.5	1.3%	24.6
31/03/2024 00:00:00	30.3	330	388	40	37.5	1.0%	25.2
01/04/2024 00:00:00	29.8	240	282	40	37.5	0.7%	24.9
02/04/2024 00:00:00	28.6	405	476	40	37.5	0.4%	23.4
03/04/2024 00:00:00	30.3	346	407	40	37.5	1.2%	25.4
04/04/2024 00:00:00	29.8	358	421	45	37.9	2.9%	25.1
05/04/2024 00:00:00	29.8	343	403	45	38.8	1.0%	25.1
06/04/2024 00:00:00	29.7	382	449	40	37.5	1.1%	25.1
07/04/2024 00:00:00	30.7	332	390	45	39.2	2.3%	25.3
08/04/2024 00:00:00	29.8	314	370	45	39.4	2.2%	24.9
09/04/2024 00:00:00	30.0	405	476	40	37.5	1.9%	24.8
10/04/2024 00:00:00	30.0	393	462	50	39.6	2.6%	25.4
11/04/2024 00:00:00	29.9	359	422	50	39.5	1.2%	25.2
12/04/2024 00:00:00	31.4	388	456	45	38.3	2.9%	26.0
13/04/2024 00:00:00	30.6	377	444	40	37.5	2.9%	25.6
14/04/2024 00:00:00	30.0	360	424	40	37.5	3.1%	25.2
15/04/2024 00:00:00	29.8	292	343	50	40.4	2.0%	24.6
16/04/2024 00:00:00	29.6	422	496	45	38.5	1.0%	24.5
17/04/2024 00:00:00	29.7	475	559	45	38.1	1.4%	24.9
18/04/2024 00:00:00	30.0	453	533	40	37.5	0.9%	25.1
19/04/2024 00:00:00	29.9	468	551	45	38.9	2.0%	25.0
20/04/2024 00:00:00	30.0	422	496	50	38.7	2.6%	25.3
21/04/2024 00:00:00	29.7	370	435	45	38.5	2.3%	24.4
22/04/2024 00:00:00	29.3	322	379	45	39.2	1.6%	24.6
23/04/2024 00:00:00	30.2	411	484	45	38.4	2.3%	25.3
24/04/2024 00:00:00	29.9	482	567	40	37.5	1.2%	25.0
25/04/2024 00:00:00	31.7	458	539	45	37.8	2.8%	26.1
26/04/2024 00:00:00	29.7	462	544	50	39.2	1.7%	25.1
27/04/2024 00:00:00	29.9	508	598	40	37.5	1.7%	25.1
28/04/2024 00:00:00	29.4	354	417	45	38.5	1.2%	24.4
29/04/2024 00:00:00	29.3	277	326	40	37.5	0.6%	24.4

29/04/2024 11:59:59	29.9	103	121	40	37.5	0.8%	25.5
---------------------	------	-----	-----	----	------	------	------

Incoming Weekly Counts
2024 April Vicarage Road

from Wed-Mar-13-2024-02-00-PM to Mon-Apr-29-2024-11-59-AM

	11/03/2024	to	17/03/2024							
	Monday	Tuesday	Wednesday	Thursday	Friday	Saturday	Sunday	Week	Weekend	Week Day 85%
Hour	11/03/2024	12/03/2024	13/03/2024	14/03/2024	15/03/2024	16/03/2024	17/03/2024	Day Avg	Avg	Avg Speed
0 - 1	*	*	*	1	1	2	3	1	2.5	32.5
1 - 2	*	*	*	0	0	2	1	0	1.5	0
2 - 3	*	*	*	0	0	0	1	0	0.5	0
3 - 4	*	*	*	0	0	1	1	0	1	0
4 - 5	*	*	*	1	0	0	0	0.5	0	30
5 - 6	*	*	*	0	1	1	0	0.5	0.5	20
6 - 7	*	*	*	5	3	0	2	4	1	26.9
7 - 8	*	*	*	26	26	13	1	26	7	29.4
8 - 9	*	*	*	54	53	25	5	53.5	15	28.9
9 - 10	*	*	*	41	28	37	19	34.5	28	31.3
10 - 11	*	*	*	28	17	27	24	22.5	25.5	30
11 - 12	*	*	*	47	38	40	17	42.5	28.5	28.75
12 - 13	*	*	*	30	44	44	37	37	40.5	31.4
13 - 14	*	*	*	45	42	21	35	43.5	28	30
14 - 15	*	*	12	42	41	34	46	31.67	40	29.17
15 - 16	*	*	47	74	61	32	28	60.67	30	31.13
16 - 17	*	*	52	49	41	29	40	47.33	34.5	31.63
17 - 18	*	*	53	38	59	28	22	50	25	30.5
18 - 19	*	*	44	41	40	25	32	41.67	28.5	28.97
19 - 20	*	*	26	27	17	22	12	23.33	17	29.27
20 - 21	*	*	13	17	22	6	11	17.33	8.5	30.9
21 - 22	*	*	16	8	12	11	2	12	6.5	30.57
22 - 23	*	*	1	3	5	2	3	3	2.5	33.33
23 - 24	*	*	2	3	12	7	3	5.67	5	32.93
Totals	0	0	266	580	563	409	345			
% of Total	0%	0%	12.3%	26.81%	26.03%	18.91%	15.95%			

Incoming Weekly Counts
2024 April Vicarage Road

from Wed-Mar-13-2024-02-00-PM to Mon-Apr-29-2024-11-59-AM

	18/03/2024	to	24/03/2024							
	Monday	Tuesday	Wednesday	Thursday	Friday	Saturday	Sunday	Week	Weekend	Week Day 85%
Hour	18/03/2024	19/03/2024	20/03/2024	21/03/2024	22/03/2024	23/03/2024	24/03/2024	Day Avg	Avg	Avg Speed
0 - 1	2	1	1	1	3	1	3	1.6	2	31
1 - 2	0	0	0	0	0	2	1	0	1.5	0
2 - 3	0	0	0	1	0	0	2	0.2	1	40
3 - 4	0	0	1	1	1	0	0	0.6	0	30
4 - 5	0	0	0	0	0	0	0	0	0	0
5 - 6	0	0	2	0	1	1	3	0.6	2	32.5
6 - 7	4	7	8	5	1	2	0	5	1	29.16
7 - 8	19	19	23	16	16	11	3	18.6	7	30.14
8 - 9	45	57	49	44	51	14	14	49.2	14	30.56
9 - 10	36	25	35	47	25	32	22	33.6	27	30.2
10 - 11	21	38	38	28	28	48	32	30.6	40	29.76
11 - 12	21	30	25	32	43	40	20	30.2	30	29.34
12 - 13	30	26	30	24	38	30	40	29.6	35	30.72
13 - 14	22	33	23	28	32	32	40	27.6	36	30.62
14 - 15	27	38	38	32	41	44	42	35.2	43	29.42
15 - 16	47	54	46	67	69	37	21	56.6	29	29.92
16 - 17	40	56	48	48	55	28	35	49.4	31.5	30.56
17 - 18	45	54	47	52	49	28	28	49.4	28	30.4
18 - 19	34	51	41	35	55	27	34	43.2	30.5	29.18
19 - 20	26	33	30	25	30	18	20	28.8	19	28.96
20 - 21	10	10	7	18	13	8	7	11.6	7.5	29.86
21 - 22	8	7	7	4	12	11	7	7.6	9	31.26
22 - 23	2	8	5	9	9	9	6	6.6	7.5	29.5
23 - 24	3	2	6	3	8	4	1	4.4	2.5	35
Totals	442	549	510	520	580	427	381			
% of Total	12.97%	16.1%	14.96%	15.25%	17.01%	12.53%	11.18%			

Incoming Weekly Counts
2024 April Vicarage Road

from Wed-Mar-13-2024-02-00-PM to Mon-Apr-29-2024-11-59-AM

	25/03/2024	to	31/03/2024							
	Monday	Tuesday	Wednesday	Thursday	Friday	Saturday	Sunday	Week	Weekend	Week Day 85%
Hour	25/03/2024	26/03/2024	27/03/2024	28/03/2024	29/03/2024	30/03/2024	31/03/2024	Day Avg	Avg	Avg Speed
0 - 1	2	1	5	4	4	3	1	3.2	2	30.5
1 - 2	0	1	0	0	1	2	1	0.4	1.5	27.5
2 - 3	1	0	2	0	0	0	1	0.6	0.5	27.5
3 - 4	0	0	0	1	1	0	0	0.4	0	20
4 - 5	1	0	0	0	0	1	1	0.2	1	35
5 - 6	0	0	2	1	0	1	1	0.6	1	30
6 - 7	3	4	5	6	1	3	4	3.8	3.5	28.16
7 - 8	26	24	33	24	6	4	6	22.6	5	30.28
8 - 9	64	49	44	46	21	12	21	44.8	16.5	29.82
9 - 10	58	41	28	43	24	26	17	38.8	21.5	29.44
10 - 11	24	32	39	32	33	41	25	32	33	29.7
11 - 12	28	36	28	37	26	40	30	31	35	29.22
12 - 13	34	27	28	28	37	34	24	30.8	29	29.5
13 - 14	37	41	28	22	28	31	19	31.2	25	30.88
14 - 15	33	47	35	36	36	37	29	37.4	33	29.22
15 - 16	61	53	42	61	41	28	10	51.6	19	30.18
16 - 17	48	65	50	43	22	30	17	45.6	23.5	29.56
17 - 18	49	50	62	32	29	18	25	44.4	21.5	30.3
18 - 19	35	41	35	36	34	34	16	36.2	25	29.92
19 - 20	24	22	44	26	21	18	15	27.4	16.5	28.32
20 - 21	12	13	16	11	15	4	6	13.4	5	29.24
21 - 22	10	4	13	8	4	10	7	7.8	8.5	29.76
22 - 23	3	6	6	6	9	4	4	6	4	30.42
23 - 24	5	3	4	6	5	7	2	4.6	4.5	35.5
Totals	558	560	549	509	398	388	282			
% of Total	17.2%	17.26%	16.92%	15.69%	12.27%	11.96%	8.69%			

Incoming Weekly Counts
2024 April Vicarage Road

from Wed-Mar-13-2024-02-00-PM to Mon-Apr-29-2024-11-59-AM

	01/04/2024	to	07/04/2024							
	Monday	Tuesday	Wednesday	Thursday	Friday	Saturday	Sunday	Week	Weekend	Week Day 85%
Hour	01/04/2024	02/04/2024	03/04/2024	04/04/2024	05/04/2024	06/04/2024	07/04/2024	Day Avg	Avg	Avg Speed
0 - 1	0	0	0	0	1	0	3	0.2	1.5	20
1 - 2	0	0	1	1	1	0	1	0.6	0.5	26.67
2 - 3	0	0	1	0	1	1	0	0.4	0.5	32.5
3 - 4	0	0	1	1	0	0	0	0.4	0	32.5
4 - 5	0	2	2	2	1	0	0	1.4	0	30
5 - 6	1	1	7	3	2	3	0	2.8	1.5	30
6 - 7	4	10	17	11	8	3	0	10	1.5	30.02
7 - 8	18	25	19	14	27	22	15	20.6	18.5	28.92
8 - 9	36	33	38	39	29	32	22	35	27	29.06
9 - 10	76	29	22	32	28	24	33	37.4	28.5	29.02
10 - 11	63	22	35	39	32	35	34	38.2	34.5	29.26
11 - 12	44	40	33	27	27	40	45	34.2	42.5	29.22
12 - 13	59	29	28	34	34	31	37	36.8	34	29.58
13 - 14	36	30	29	37	28	24	33	32	28.5	29.84
14 - 15	29	28	31	22	33	36	33	28.6	34.5	30.36
15 - 16	32	28	33	35	43	34	32	34.2	33	30.28
16 - 17	24	48	36	32	41	21	14	36.2	17.5	30.72
17 - 18	18	41	35	25	37	28	18	31.2	23	30.24
18 - 19	12	17	19	26	36	27	15	22	21	29.32
19 - 20	13	12	8	5	11	9	15	9.8	12	30.04
20 - 21	9	6	9	5	10	6	10	7.8	8	28.76
21 - 22	1	2	12	8	8	6	3	6.2	4.5	28
22 - 23	1	2	4	2	7	4	5	3.2	4.5	31.5
23 - 24	0	2	1	3	4	4	2	2	3	36.88
Totals	476	407	421	403	449	390	370			
% of Total	16.32%	13.96%	14.44%	13.82%	15.4%	13.37%	12.69%			

Incoming Weekly Counts
2024 April Vicarage Road

from Wed-Mar-13-2024-02-00-PM to Mon-Apr-29-2024-11-59-AM

	08/04/2024	to	14/04/2024							
	Monday	Tuesday	Wednesday	Thursday	Friday	Saturday	Sunday	Week	Weekend	Week Day 85%
Hour	08/04/2024	09/04/2024	10/04/2024	11/04/2024	12/04/2024	13/04/2024	14/04/2024	Day Avg	Avg	Avg Speed
0 - 1	1	2	0	1	0	2	3	0.8	2.5	30
1 - 2	0	0	2	1	1	0	1	0.8	0.5	33.33
2 - 3	0	0	1	1	0	0	1	0.4	0.5	30
3 - 4	3	1	0	3	0	1	0	1.4	0.5	28.33
4 - 5	0	1	1	1	1	1	0	0.8	0.5	32.5
5 - 6	4	4	10	3	0	0	1	4.2	0.5	30
6 - 7	13	12	11	17	17	5	4	14	4.5	30.7
7 - 8	24	30	30	18	25	26	14	25.4	20	31.04
8 - 9	27	33	40	21	28	28	26	29.8	27	29.78
9 - 10	41	26	24	34	33	40	25	31.6	32.5	30.28
10 - 11	28	32	26	37	37	45	21	32	33	29.88
11 - 12	22	26	25	41	37	33	40	30.2	36.5	30.22
12 - 13	46	23	37	36	39	24	36	36.2	30	30.5
13 - 14	50	26	16	30	25	50	32	29.4	41	29.86
14 - 15	32	48	26	28	42	31	32	35.2	31.5	30.88
15 - 16	50	43	45	45	42	32	32	45	32	30.56
16 - 17	48	44	39	38	34	32	21	40.6	26.5	30.9
17 - 18	29	44	32	51	20	20	21	35.2	20.5	31.16
18 - 19	29	33	22	24	26	9	13	26.8	11	29.62
19 - 20	11	12	11	7	19	17	6	12	11.5	31.16
20 - 21	13	14	10	11	8	10	8	11.2	9	29.8
21 - 22	1	3	5	1	5	1	4	3	2.5	33
22 - 23	2	4	7	4	3	11	1	4	6	32.5
23 - 24	2	1	2	3	2	6	1	2	3.5	36
Totals	476	462	422	456	444	424	343			
% of Total	15.73%	15.26%	13.94%	15.06%	14.67%	14.01%	11.33%			

Incoming Weekly Counts
2024 April Vicarage Road

from Wed-Mar-13-2024-02-00-PM to Mon-Apr-29-2024-11-59-AM

	15/04/2024	to	21/04/2024							
	Monday	Tuesday	Wednesday	Thursday	Friday	Saturday	Sunday	Week	Weekend	Week Day 85%
Hour	15/04/2024	16/04/2024	17/04/2024	18/04/2024	19/04/2024	20/04/2024	21/04/2024	Day Avg	Avg	Avg Speed
0 - 1	0	0	0	0	1	0	3	0.2	1.5	30
1 - 2	0	0	0	1	0	1	0	0.2	0.5	30
2 - 3	1	0	0	0	0	2	2	0.2	2	35
3 - 4	1	0	0	0	0	0	0	0.2	0	30
4 - 5	1	0	1	4	1	1	0	1.4	0.5	27.5
5 - 6	3	8	7	2	3	0	1	4.6	0.5	32.8
6 - 7	23	24	27	36	19	8	1	25.8	4.5	29.08
7 - 8	55	52	47	36	56	15	16	49.2	15.5	30.12
8 - 9	33	39	29	36	36	26	25	34.6	25.5	29.22
9 - 10	22	49	28	33	29	39	40	32.2	39.5	30.12
10 - 11	24	33	21	31	24	44	47	26.6	45.5	29.4
11 - 12	32	39	27	33	30	50	38	32.2	44	29.84
12 - 13	25	37	37	28	23	19	34	30	26.5	30.12
13 - 14	28	24	31	34	30	27	25	29.4	26	31.48
14 - 15	51	63	51	56	51	32	38	54.4	35	30.08
15 - 16	40	50	49	60	42	40	30	48.2	35	30.86
16 - 17	58	47	60	54	42	41	15	52.2	28	30.82
17 - 18	38	41	50	45	37	26	22	42.2	24	29.7
18 - 19	29	25	34	37	35	25	18	32	21.5	28.9
19 - 20	12	14	25	8	11	14	9	14	11.5	27.96
20 - 21	12	0	2	8	9	10	10	6.2	10	30.42
21 - 22	2	8	3	7	7	7	0	5.4	3.5	30.8
22 - 23	6	3	4	1	7	4	3	4.2	3.5	32
23 - 24	0	3	0	1	3	4	2	1.4	3	31.67
Totals	496	559	533	551	496	435	379			
% of Total	14.38%	16.21%	15.45%	15.98%	14.38%	12.61%	10.99%			

Incoming Weekly Counts
2024 April Vicarage Road

from Wed-Mar-13-2024-02-00-PM to Mon-Apr-29-2024-11-59-AM

	22/04/2024	to	28/04/2024							
	Monday	Tuesday	Wednesday	Thursday	Friday	Saturday	Sunday	Week	Weekend	Week Day 85%
Hour	22/04/2024	23/04/2024	24/04/2024	25/04/2024	26/04/2024	27/04/2024	28/04/2024	Day Avg	Avg	Avg Speed
0 - 1	1	0	1	0	1	0	1	0.6	0.5	31.67
1 - 2	0	0	0	0	1	0	2	0.2	1	40
2 - 3	0	0	0	1	1	0	0	0.4	0	30
3 - 4	0	1	0	1	2	0	0	0.8	0	25
4 - 5	2	0	0	0	1	0	1	0.6	0.5	27.5
5 - 6	5	4	7	4	4	1	1	4.8	1	27.16
6 - 7	26	27	25	24	31	8	2	26.6	5	30.08
7 - 8	53	50	53	54	60	21	12	54	16.5	30.44
8 - 9	30	46	39	44	37	32	24	39.2	28	30.14
9 - 10	22	29	32	29	23	41	17	27	29	30.32
10 - 11	31	43	39	25	35	38	27	34.6	32.5	29.8
11 - 12	25	34	29	42	39	30	46	33.8	38	30.16
12 - 13	23	38	22	32	42	32	29	31.4	30.5	30.42
13 - 14	32	28	29	36	43	38	23	33.6	30.5	30.66
14 - 15	68	63	54	51	62	34	22	59.6	28	30.92
15 - 16	38	49	52	51	44	27	27	46.8	27	31.34
16 - 17	46	53	45	53	52	30	33	49.8	31.5	30.64
17 - 18	30	51	45	42	48	33	20	43.2	26.5	29.98
18 - 19	24	26	32	20	30	20	15	26.4	17.5	30.12
19 - 20	16	10	18	13	20	14	10	15.4	12	28.74
20 - 21	5	5	9	8	9	6	10	7.2	8	30.92
21 - 22	5	4	4	8	4	5	0	5	2.5	28.92
22 - 23	2	2	4	5	4	5	1	3.4	3	30
23 - 24	0	4	0	1	5	2	3	2	2.5	28.33
Totals	484	567	539	544	598	417	326			
% of Total	13.93%	16.32%	15.51%	15.65%	17.21%	12%	9.38%			

Incoming Weekly Counts
2024 April Vicarage Road

from Wed-Mar-13-2024-02-00-PM to Mon-Apr-29-2024-11-59-AM

	29/04/2024	to	05/05/2024							
	Monday	Tuesday	Wednesday	Thursday	Friday	Saturday	Sunday	Week	Weekend	Week Day 85%
Hour	29/04/2024	30/04/2024	01/05/2024	02/05/2024	03/05/2024	04/05/2024	05/05/2024	Day Avg	Avg	Avg Speed
0 - 1	0	*	*	*	*	*	*	0	0	0
1 - 2	0	*	*	*	*	*	*	0	0	0
2 - 3	0	*	*	*	*	*	*	0	0	0
3 - 4	1	*	*	*	*	*	*	1	0	30
4 - 5	0	*	*	*	*	*	*	0	0	0
5 - 6	2	*	*	*	*	*	*	2	0	35
6 - 7	26	*	*	*	*	*	*	26	0	29.6
7 - 8	52	*	*	*	*	*	*	52	0	30
8 - 9	40	*	*	*	*	*	*	40	0	29.7
9 - 10	0	*	*	*	*	*	*	0	0	0
10 - 11	0	*	*	*	*	*	*	0	0	0
11 - 12	0	*	*	*	*	*	*	0	0	0
12 - 13	*	*	*	*	*	*	*	0	0	0
13 - 14	*	*	*	*	*	*	*	0	0	0
14 - 15	*	*	*	*	*	*	*	0	0	0
15 - 16	*	*	*	*	*	*	*	0	0	0
16 - 17	*	*	*	*	*	*	*	0	0	0
17 - 18	*	*	*	*	*	*	*	0	0	0
18 - 19	*	*	*	*	*	*	*	0	0	0
19 - 20	*	*	*	*	*	*	*	0	0	0
20 - 21	*	*	*	*	*	*	*	0	0	0
21 - 22	*	*	*	*	*	*	*	0	0	0
22 - 23	*	*	*	*	*	*	*	0	0	0
23 - 24	*	*	*	*	*	*	*	0	0	0
Totals	121	0	0	0	0	0	0			
% of Total	100%	0%	0%	0%	0%	0%	0%			

Incoming Monthly Counts
2024 April Vicarage Road

from Wed-Mar-13-2024-02-00-PM to Mon-Apr-29-2024-11-59-AM

	Mar 2024							Week	Weekend	Week Day 85%
Hour	Monday	Tuesday	Wednesday	Thursday	Friday	Saturday	Sunday	Day Avg	Avg	Avg Speed
0 - 1	4	2	6	6	8	6	7	5.2	6.5	31.32
1 - 2	0	1	0	0	1	6	3	0.4	4.5	27.5
2 - 3	1	0	2	1	0	0	4	0.8	2	31.67
3 - 4	0	0	1	2	2	1	1	1	1	30
4 - 5	1	0	0	1	0	1	1	0.4	1	32.5
5 - 6	0	0	4	1	2	3	4	1.4	3.5	30
6 - 7	7	11	13	16	5	5	6	10.4	5.5	28.92
7 - 8	45	43	56	66	48	28	10	51.6	19	30.5
8 - 9	109	106	93	144	125	51	40	115.4	45.5	29.9
9 - 10	94	66	63	131	77	95	58	86.2	76.5	30
10 - 11	45	70	77	88	78	116	81	71.6	98.5	29.76
11 - 12	49	66	53	116	107	120	67	78.2	93.5	29.18
12 - 13	64	53	58	82	119	108	101	75.2	104.5	30.32
13 - 14	59	74	51	95	102	84	94	76.2	89	30.2
14 - 15	60	85	85	110	118	115	117	91.6	116	29.2
15 - 16	108	107	135	202	171	97	59	144.6	78	30.12
16 - 17	88	121	150	140	118	87	92	123.4	89.5	30.3
17 - 18	94	104	162	122	137	74	75	123.8	74.5	30.48
18 - 19	69	92	120	112	129	86	82	104.4	84	29.34
19 - 20	50	55	100	78	68	58	47	70.2	52.5	28.88
20 - 21	22	23	36	46	50	18	24	35.4	21	30
21 - 22	18	11	36	20	28	32	16	22.6	24	30.76
22 - 23	5	14	12	18	23	15	13	14.4	14	30.08
23 - 24	8	5	12	12	25	18	6	12.4	12	34.34
Totals	1000	1109	1325	1609	1541	1224	1008			
% of Total	11.34%	12.58%	15.03%	18.25%	17.48%	13.88%	11.43%			

Incoming Monthly Counts
2024 April Vicarage Road

from Wed-Mar-13-2024-02-00-PM to Mon-Apr-29-2024-11-59-AM

	Apr 2024							Week	Weekend	Week Day 85%
Hour	Monday	Tuesday	Wednesday	Thursday	Friday	Saturday	Sunday	Day Avg	Avg	Avg Speed
0 - 1	2	2	1	1	3	2	10	1.8	6	31
1 - 2	0	0	3	3	3	1	4	1.8	2.5	36.67
2 - 3	1	0	2	2	2	3	3	1.4	3	32.5
3 - 4	5	2	1	5	2	1	0	3	0.5	27.16
4 - 5	3	3	4	7	4	2	1	4.2	1.5	30
5 - 6	15	17	31	12	9	4	3	16.8	3.5	30.26
6 - 7	92	73	80	88	75	24	7	81.6	15.5	29.92
7 - 8	202	157	149	122	168	84	57	159.6	70.5	30.24
8 - 9	166	151	146	140	130	118	97	146.6	107.5	29.46
9 - 10	161	133	106	128	113	144	115	128.2	129.5	29.62
10 - 11	146	130	121	132	128	162	129	131.4	145.5	29.56
11 - 12	123	139	114	143	133	153	169	130.4	161	29.7
12 - 13	153	127	124	130	138	106	136	134.4	121	29.98
13 - 14	146	108	105	137	126	139	113	124.4	126	30.26
14 - 15	180	202	162	157	188	133	125	177.8	129	30.64
15 - 16	160	170	179	191	171	133	121	174.2	127	30.88
16 - 17	176	192	180	177	169	124	83	178.8	103.5	30.88
17 - 18	115	177	162	163	142	107	81	151.8	94	30.14
18 - 19	94	101	107	107	127	81	61	107.2	71	29.34
19 - 20	52	48	62	33	61	54	40	51.2	47	29.44
20 - 21	39	25	30	32	36	32	38	32.4	35	30.14
21 - 22	9	17	24	24	24	19	7	19.6	13	30.96
22 - 23	11	11	19	12	21	24	10	14.8	17	32.02
23 - 24	2	10	3	8	14	16	8	7.4	12	36.26
Totals	2053	1995	1915	1954	1987	1666	1418			
% of Total	15.81%	15.36%	14.74%	15.04%	15.3%	12.83%	10.92%			

Incoming Weekly Speeds
2024 April Vicarage Road

from Wed-Mar-13-2024-02-00-PM to Mon-Apr-29-2024-11-59-AM

	11/03/2024	to	17/03/2024							
	Monday	Tuesday	Wednesday	Thursday	Friday	Saturday	Sunday	Week	Weekend	Week Day 85%
Hour	11/03/2024	12/03/2024	13/03/2024	14/03/2024	15/03/2024	16/03/2024	17/03/2024	Day Avg	Avg	Avg Speed
0 - 1	*	*	*	27	32	32.5	22	29.5	26.2	32.5
1 - 2	*	*	*	0	0	19.5	27	0	22	0
2 - 3	*	*	*	0	0	0	27	0	27	0
3 - 4	*	*	*	0	0	27	32	0	29.5	0
4 - 5	*	*	*	27	0	0	0	27	0	30
5 - 6	*	*	*	0	17	22	0	17	22	20
6 - 7	*	*	*	19.2	20.33	0	29.5	19.63	29.5	26.9
7 - 8	*	*	*	25.08	24.62	22.62	27	24.85	22.93	29.4
8 - 9	*	*	*	24.52	23.96	22.4	25.2	24.24	22.87	28.9
9 - 10	*	*	*	26.88	24.5	25.92	26.53	25.91	26.12	31.3
10 - 11	*	*	*	27	23.24	25.93	25.04	25.58	25.51	30
11 - 12	*	*	*	23.21	23.97	22.67	26.18	23.55	23.72	28.75
12 - 13	*	*	*	27.07	23.95	24.7	26.08	25.22	25.33	31.4
13 - 14	*	*	*	26.07	26.19	26.1	25.26	26.13	25.57	30
14 - 15	*	*	25.67	24.21	24.46	25.06	24.35	24.51	24.65	29.17
15 - 16	*	*	26.72	24.27	25.77	26.75	24.14	25.41	25.53	31.13
16 - 17	*	*	24.4	26.63	26.9	26.66	25.25	25.89	25.84	31.63
17 - 18	*	*	24.91	27	25	25.61	24.95	25.47	25.32	30.5
18 - 19	*	*	24.57	23.68	24.1	25.68	25.94	24.13	25.82	28.97
19 - 20	*	*	25.08	22.85	25	24.82	22.67	24.2	24.06	29.27
20 - 21	*	*	24.15	28.47	25.77	25.5	27.27	26.25	26.65	30.9
21 - 22	*	*	25.75	21.38	25.17	22.73	32	24.58	24.15	30.57
22 - 23	*	*	32	27	24.2	24.5	28.67	26	27	33.33
23 - 24	*	*	34.5	20.67	22.67	24.29	27.33	23.71	25.2	32.93
Totals	0	0	25.2	25.2	24.8	25	25.4			
% of Total	0%	0%	20.06%	20.06%	19.75%	19.9%	20.22%			

Incoming Weekly Speeds
2024 April Vicarage Road

from Wed-Mar-13-2024-02-00-PM to Mon-Apr-29-2024-11-59-AM

	18/03/2024	to	24/03/2024							
	Monday	Tuesday	Wednesday	Thursday	Friday	Saturday	Sunday	Week	Weekend	Week Day 85%
Hour	18/03/2024	19/03/2024	20/03/2024	21/03/2024	22/03/2024	23/03/2024	24/03/2024	Day Avg	Avg	Avg Speed
0 - 1	32	22	27	22	27	22	20.33	27	20.75	31
1 - 2	0	0	0	0	0	27	17	0	23.67	0
2 - 3	0	0	0	37	0	0	29.5	37	29.5	40
3 - 4	0	0	27	27	27	0	0	27	0	30
4 - 5	0	0	0	0	0	0	0	0	0	0
5 - 6	0	0	24.5	0	27	37	24	25.33	27.25	32.5
6 - 7	18.5	22.71	24.75	25.2	27	22.5	0	23.36	22.5	29.16
7 - 8	26.53	25	25.78	24.44	26.44	28.18	27	25.66	27.93	30.14
8 - 9	24.93	26.56	25.78	26.45	23.88	25.21	23.36	25.53	24.29	30.56
9 - 10	27	24.56	23.23	24.43	24.96	26.28	25.36	24.83	25.91	30.2
10 - 11	26.33	24.74	24.24	23.75	23.82	24.08	25.09	24.48	24.49	29.76
11 - 12	26.14	23.13	23.36	24.91	22.53	24.15	25.1	23.79	24.47	29.34
12 - 13	25.7	24.85	28.23	24.29	25.26	23.5	26.05	25.72	24.96	30.72
13 - 14	25	25.45	26.91	24.82	25.03	26	23.25	25.4	24.47	30.62
14 - 15	23.96	25.37	25.08	25.16	25.1	23.91	24.43	24.99	24.16	29.42
15 - 16	25.3	25.56	24.46	25.6	25.12	24.57	24.95	25.24	24.71	29.92
16 - 17	27.05	26.32	25.4	25.46	25.04	27.5	25.66	25.81	26.48	30.56
17 - 18	25.2	27.35	25.26	25.69	25.18	26.14	25.11	25.78	25.62	30.4
18 - 19	24.82	23.65	23.78	24.09	24.58	27.15	24.29	24.17	25.56	29.18
19 - 20	24.27	23.76	23.17	24.64	23.57	25.39	24.1	23.84	24.71	28.96
20 - 21	26.8	26.9	24.43	26.28	25.38	24.75	24.29	26.05	24.53	29.86
21 - 22	27.12	24.29	28.57	24.5	25.67	25.36	27.29	26.13	26.11	31.26
22 - 23	29.5	26.62	23.2	22.33	22.67	22.67	27.17	24.03	24.47	29.5
23 - 24	34	27.5	28	27	25.38	20	27	27.68	21.4	35
Totals	25.6	25.3	25	25.1	24.7	25.1	24.8			
% of Total	14.58%	14.41%	14.24%	14.29%	14.07%	14.29%	14.12%			

Incoming Weekly Speeds
2024 April Vicarage Road

from Wed-Mar-13-2024-02-00-PM to Mon-Apr-29-2024-11-59-AM

	25/03/2024	to	31/03/2024							
	Monday	Tuesday	Wednesday	Thursday	Friday	Saturday	Sunday	Week	Weekend	Week Day 85%
Hour	25/03/2024	26/03/2024	27/03/2024	28/03/2024	29/03/2024	30/03/2024	31/03/2024	Day Avg	Avg	Avg Speed
0 - 1	27	27	26	21	28.5	25.33	27	25.56	25.75	30.5
1 - 2	0	32	0	0	17	22	27	24.5	23.67	27.5
2 - 3	22	0	24.5	0	0	0	22	23.67	22	27.5
3 - 4	0	0	0	27	7	0	0	17	0	20
4 - 5	32	0	0	0	0	27	27	32	27	35
5 - 6	0	0	27	27	0	27	22	27	24.5	30
6 - 7	25.67	26	24.2	24.83	22	27	28.5	24.89	27.86	28.16
7 - 8	26	26.75	27.33	23.79	22.17	23.25	28.83	25.88	26.6	30.28
8 - 9	25.39	26.29	25.5	25	25	23.83	26.14	25.49	25.3	29.82
9 - 10	24.34	24.44	25.04	24.63	24.08	26.38	25.53	24.49	26.05	29.44
10 - 11	24.29	24.84	25.05	26.59	24.06	25.07	24.96	25	25.03	29.7
11 - 12	23.5	24.61	25.04	24.95	24.15	25.9	23.37	24.49	24.81	29.22
12 - 13	23.53	24.37	24.89	26.79	24.92	24.88	25.5	24.85	25.14	29.5
13 - 14	24.95	25.51	25.18	27.09	24.75	25.45	25.16	25.4	25.34	30.88
14 - 15	23.45	25.17	23.46	24.5	24.97	24.54	24.31	24.38	24.44	29.22
15 - 16	24.02	25.43	25.83	26.03	24.22	24.32	20.1	25.11	23.21	30.18
16 - 17	24.42	24.72	24.34	25.16	25.09	27.07	25.59	24.69	26.53	29.56
17 - 18	24.45	26.3	25.47	25.34	25.34	25.33	23.8	25.4	24.44	30.3
18 - 19	25.54	23.22	25.26	23.39	25.15	26.5	22	24.46	25.06	29.92
19 - 20	24.46	24.68	21.98	22.54	22.71	23.72	25.67	23.07	24.61	28.32
20 - 21	25.67	23.31	23.94	24.36	25.07	23.5	27.33	24.45	25.8	29.24
21 - 22	26.2	23.5	26.46	21.5	25.75	20.3	27.86	25	23.41	29.76
22 - 23	22	23.67	23.83	25.67	24.22	27.25	27.25	24.1	27.25	30.42
23 - 24	35	29	28.25	24.67	26	24.43	29.5	28.39	25.56	35.5
Totals	24.7	25.1	24.9	25	24.6	25.2	24.9			
% of Total	14.16%	14.39%	14.28%	14.33%	14.11%	14.45%	14.28%			

Incoming Weekly Speeds
2024 April Vicarage Road

from Wed-Mar-13-2024-02-00-PM to Mon-Apr-29-2024-11-59-AM

	01/04/2024	to	07/04/2024							
	Monday	Tuesday	Wednesday	Thursday	Friday	Saturday	Sunday	Week	Weekend	Week Day 85%
Hour	01/04/2024	02/04/2024	03/04/2024	04/04/2024	05/04/2024	06/04/2024	07/04/2024	Day Avg	Avg	Avg Speed
0 - 1	0	0	0	0	17	0	23.67	17	23.67	20
1 - 2	0	0	27	22	22	0	32	23.67	32	26.67
2 - 3	0	0	27	0	32	32	0	29.5	32	32.5
3 - 4	0	0	32	27	0	0	0	29.5	0	32.5
4 - 5	0	29.5	24.5	24.5	22	0	0	25.57	0	30
5 - 6	22	27	23.57	20.67	19.5	25.33	0	22.5	25.33	30
6 - 7	26	24.7	25.82	27.73	25.38	25.33	0	25.96	25.33	30.02
7 - 8	24.28	23.56	26.26	24.36	24.85	26.73	24.27	24.63	25.73	28.92
8 - 9	24.36	25.27	19.89	24.72	25.07	23.75	25.05	23.76	24.28	29.06
9 - 10	21.93	25.48	26.05	24.06	22	25.46	25.88	23.34	25.7	29.02
10 - 11	23.29	25.09	25.2	24.69	23.97	25.66	24.03	24.25	24.86	29.26
11 - 12	23.09	25.12	23.7	24.74	24.63	23.5	23.07	24.19	23.27	29.22
12 - 13	23.9	23.69	24.68	25.21	26.03	24.71	23.05	24.62	23.81	29.58
13 - 14	23.06	23.87	24.79	26.19	26.39	26.67	26.09	24.83	26.33	29.84
14 - 15	24.86	25.04	25.58	24.82	25.39	25.03	24.18	25.17	24.62	30.36
15 - 16	21.09	25	26.18	27.23	25.77	25.41	25.78	25.15	25.59	30.28
16 - 17	25.25	26.81	26.28	25.16	25.12	26.81	25	25.82	26.09	30.72
17 - 18	25.89	27.32	26.71	24.72	24.57	26.32	27.06	25.95	26.61	30.24
18 - 19	25.67	24.94	26.58	24.88	25.08	25.52	26.27	25.34	25.79	29.32
19 - 20	20.08	25.83	26.62	24.2	24.45	23.78	26.27	23.96	25.33	30.04
20 - 21	24.44	25.67	24.56	24.2	27.7	25.5	24.3	25.46	24.75	28.76
21 - 22	17	27	26.83	21.62	26.12	27.17	27	25	27.11	28
22 - 23	27	24.5	23.25	29.5	27.86	24.5	29.2	26.44	27.11	31.5
23 - 24	0	32	37	28.67	29.75	25.75	32.5	30.6	28	36.88
Totals	23.4	25.4	25.1	25.1	25.1	25.3	24.9			
% of Total	13.43%	14.57%	14.4%	14.4%	14.4%	14.52%	14.29%			

Incoming Weekly Speeds
2024 April Vicarage Road

from Wed-Mar-13-2024-02-00-PM to Mon-Apr-29-2024-11-59-AM

	08/04/2024	to	14/04/2024							
	Monday	Tuesday	Wednesday	Thursday	Friday	Saturday	Sunday	Week	Weekend	Week Day 85%
Hour	08/04/2024	09/04/2024	10/04/2024	11/04/2024	12/04/2024	13/04/2024	14/04/2024	Day Avg	Avg	Avg Speed
0 - 1	27	27.5	0	27	0	34.5	19	27.25	25.2	30
1 - 2	0	0	27	37	27	0	27	29.5	27	33.33
2 - 3	0	0	27	27	0	0	12	27	12	30
3 - 4	22	27	0	20.33	0	22	0	22	22	28.33
4 - 5	0	27	32	27	32	37	0	29.5	37	32.5
5 - 6	22	25.75	25.4	22	0	0	27	24.33	27	30
6 - 7	26.46	26.42	24.91	26.12	24.65	27.2	25	25.69	26.22	30.7
7 - 8	26.33	25.73	25.07	27.28	25.2	24.69	25.93	25.8	25.13	31.04
8 - 9	24.63	25.55	24.4	26.14	25.75	26.07	25	25.19	25.56	29.78
9 - 10	25.95	25.46	25.46	25.44	25.12	25.25	26.16	25.51	25.6	30.28
10 - 11	23.79	24.38	22.38	25.35	25.35	25.69	23.05	24.4	24.85	29.88
11 - 12	24.18	23.35	25.72	24.68	25.78	25.3	24.75	24.82	25	30.22
12 - 13	24.7	26.22	24.27	25.28	25.9	26.54	24.47	25.18	25.3	30.5
13 - 14	22.64	23.73	25.25	27.2	22.72	24.92	22.5	24.06	23.98	29.86
14 - 15	25.5	25.31	25.5	26.96	26.21	24.45	23	25.85	23.71	30.88
15 - 16	24.3	25.98	26	28.29	26.48	26.12	26.06	26.16	26.09	30.56
16 - 17	25.54	26.45	27.13	26.63	23.53	24.88	24.05	25.91	24.55	30.9
17 - 18	25.03	27.59	24.66	25.65	26.85	24.6	25.38	25.99	25	31.16
18 - 19	24.07	23.7	23.77	24.67	27.35	22.11	25.31	24.67	24	29.62
19 - 20	25.82	24.33	24.64	29.14	23.32	23.18	26.33	24.9	24	31.16
20 - 21	24.15	23.79	26.8	22.82	28.5	22.7	27.25	24.89	24.72	29.8
21 - 22	32	28.67	27.2	22	31	32	29.5	28.73	30	33
22 - 23	32.5	27	25	28.5	27	24.45	22	27.15	24.25	32.5
23 - 24	27	27	39.5	25.33	24.5	23.67	32	28.5	24.86	36
Totals	24.7	25.4	25.2	26	25.6	25.2	24.6			
% of Total	13.98%	14.37%	14.26%	14.71%	14.49%	14.26%	13.92%			

Incoming Weekly Speeds
2024 April Vicarage Road

from Wed-Mar-13-2024-02-00-PM to Mon-Apr-29-2024-11-59-AM

	15/04/2024	to	21/04/2024							
	Monday	Tuesday	Wednesday	Thursday	Friday	Saturday	Sunday	Week	Weekend	Week Day 85%
Hour	15/04/2024	16/04/2024	17/04/2024	18/04/2024	19/04/2024	20/04/2024	21/04/2024	Day Avg	Avg	Avg Speed
0 - 1	0	0	0	0	27	0	24	27	24	30
1 - 2	0	0	0	27	0	27	0	27	27	30
2 - 3	32	0	0	0	0	19.5	27	32	23.25	35
3 - 4	27	0	0	0	0	0	0	27	0	30
4 - 5	22	0	27	23.25	22	27	0	23.43	27	27.5
5 - 6	20.33	23.62	24.29	24.5	23.67	0	22	23.48	22	32.8
6 - 7	22.78	24	24.81	24.61	24.95	24.12	32	24.26	25	29.08
7 - 8	25.44	25.79	25.47	26.11	25.57	24.93	23.56	25.65	24.23	30.12
8 - 9	24.91	25.49	22	25.44	24.75	25.85	25.6	24.63	25.73	29.22
9 - 10	25.27	23.61	25.21	25.85	22.9	25.62	23.67	24.45	24.63	30.12
10 - 11	22.88	26.15	26.19	22.55	25.21	23.86	23.15	24.56	23.49	29.4
11 - 12	24.88	24.95	23.59	24.15	23.2	25.48	25.29	24.22	25.4	29.84
12 - 13	25.16	23.08	25.35	25.14	27.57	25	25.47	25.06	25.3	30.12
13 - 14	23.43	25.21	25.9	25.56	27.67	24.74	27.52	25.6	26.08	31.48
14 - 15	24.67	25.14	24.33	26.04	26.1	21.28	25.29	25.26	23.46	30.08
15 - 16	24.52	26.8	25.49	24.9	24.88	25.5	24.27	25.35	24.97	30.86
16 - 17	25.95	25.83	26.38	25.63	26.9	22.54	25.87	26.11	23.43	30.82
17 - 18	23.68	23.88	25.38	24.87	24.78	24.62	22.73	24.57	23.75	29.7
18 - 19	24.83	22.84	24.76	24.97	24.34	24.32	23.11	24.43	23.81	28.9
19 - 20	20.92	23	24.16	23	23.55	24.43	21.89	23.14	23.43	27.96
20 - 21	18.83	0	29.5	24	24.44	23.6	24.2	22.48	23.9	30.42
21 - 22	29.5	25.25	30.67	21.57	25.86	25.71	0	25.37	25.71	30.8
22 - 23	28.83	23.67	30.75	27	25.86	29.5	19	27.38	25	32
23 - 24	0	25.33	0	27	27	21	34.5	26.29	25.5	31.67
Totals	24.5	24.9	25.1	25	25.3	24.4	24.6			
% of Total	14.1%	14.33%	14.44%	14.38%	14.56%	14.04%	14.15%			

Incoming Weekly Speeds
2024 April Vicarage Road

from Wed-Mar-13-2024-02-00-PM to Mon-Apr-29-2024-11-59-AM

	22/04/2024	to	28/04/2024							
	Monday	Tuesday	Wednesday	Thursday	Friday	Saturday	Sunday	Week	Weekend	Week Day 85%
Hour	22/04/2024	23/04/2024	24/04/2024	25/04/2024	26/04/2024	27/04/2024	28/04/2024	Day Avg	Avg	Avg Speed
0 - 1	37	0	22	0	27	0	22	28.67	22	31.67
1 - 2	0	0	0	0	37	0	22	37	22	40
2 - 3	0	0	0	22	32	0	0	27	0	30
3 - 4	0	27	0	27	9.5	0	0	18.25	0	25
4 - 5	27.5	0	0	0	22	0	27	25.67	27	27.5
5 - 6	19.2	21	22.14	27.25	22	22	27	22.17	24.5	27.16
6 - 7	25.81	25.7	26.4	25.92	25.71	26	19.5	25.89	24.7	30.08
7 - 8	25.64	25.92	27.13	24.61	24.25	24.9	24	25.47	24.58	30.44
8 - 9	24.73	24.43	25.13	25.73	24.38	24.28	22.71	24.9	23.61	30.14
9 - 10	25.27	25.62	24.25	23.97	25.61	24.71	23.41	24.88	24.33	30.32
10 - 11	23.68	22.16	25.74	25.52	25.66	24.89	24.96	24.43	24.92	29.8
11 - 12	25.16	23	25.34	24.64	23.54	23.23	23.2	24.25	23.21	30.16
12 - 13	25.87	24.76	27.14	23.19	25.69	24.16	23.62	25.18	23.9	30.42
13 - 14	25.31	24.79	26.38	25.28	24.02	23.97	24.65	25.07	24.23	30.66
14 - 15	25.29	25.44	26.67	24.94	25.63	25.12	25.95	25.58	25.45	30.92
15 - 16	25.63	26.71	27.52	26.67	26.11	24.81	25.15	26.59	24.98	31.34
16 - 17	26.15	25.23	27.64	25.49	25.48	23.67	23.88	25.94	23.78	30.64
17 - 18	26.4	26.16	26.38	24.4	24.92	23.55	24.25	25.62	23.81	29.98
18 - 19	25.5	25.19	24.38	24.55	25.4	25.6	24.93	25	25.31	30.12
19 - 20	21.44	23.7	22.72	26.85	25.35	25.86	27.3	23.96	26.46	28.74
20 - 21	29.2	23	26.67	21.38	23.22	23	26.6	24.47	25.25	30.92
21 - 22	26	27.25	23.5	26.5	26	21.4	0	25.96	21.4	28.92
22 - 23	17	17	24.5	24.4	29.5	26.2	27	23.88	26.33	30
23 - 24	0	27.25	0	17	28	24.5	32	26.6	29	28.33
Totals	25.3	25	26.1	25	25.1	24.4	24.4			
% of Total	14.43%	14.26%	14.89%	14.26%	14.32%	13.92%	13.92%			

Incoming Weekly Speeds
2024 April Vicarage Road

from Wed-Mar-13-2024-02-00-PM to Mon-Apr-29-2024-11-59-AM

	29/04/2024	to	05/05/2024							
	Monday	Tuesday	Wednesday	Thursday	Friday	Saturday	Sunday	Week	Weekend	Week Day 85%
Hour	29/04/2024	30/04/2024	01/05/2024	02/05/2024	03/05/2024	04/05/2024	05/05/2024	Day Avg	Avg	Avg Speed
0 - 1	0	*	*	*	*	*	*	*	*	0
1 - 2	0	*	*	*	*	*	*	*	*	0
2 - 3	0	*	*	*	*	*	*	*	*	0
3 - 4	27	*	*	*	*	*	*	27	*	30
4 - 5	0	*	*	*	*	*	*	*	*	0
5 - 6	27	*	*	*	*	*	*	27	*	35
6 - 7	25.65	*	*	*	*	*	*	25.65	*	29.6
7 - 8	25.65	*	*	*	*	*	*	25.65	*	30
8 - 9	25.02	*	*	*	*	*	*	25.02	*	29.7
9 - 10	0	*	*	*	*	*	*	*	*	0
10 - 11	0	*	*	*	*	*	*	*	*	0
11 - 12	0	*	*	*	*	*	*	*	*	0
12 - 13	*	*	*	*	*	*	*	*	*	0
13 - 14	*	*	*	*	*	*	*	*	*	0
14 - 15	*	*	*	*	*	*	*	*	*	0
15 - 16	*	*	*	*	*	*	*	*	*	0
16 - 17	*	*	*	*	*	*	*	*	*	0
17 - 18	*	*	*	*	*	*	*	*	*	0
18 - 19	*	*	*	*	*	*	*	*	*	0
19 - 20	*	*	*	*	*	*	*	*	*	0
20 - 21	*	*	*	*	*	*	*	*	*	0
21 - 22	*	*	*	*	*	*	*	*	*	0
22 - 23	*	*	*	*	*	*	*	*	*	0
23 - 24	*	*	*	*	*	*	*	*	*	0
Totals	25.5	0	0	0	0	0	0			
% of Total	100%	0%	0%	0%	0%	0%	0%			

Incoming Monthly Speeds
2024 April Vicarage Road

from Wed-Mar-13-2024-02-00-PM to Mon-Apr-29-2024-11-59-AM

	Mar 2024									
Hour	Monday	Tuesday	Wednesday	Thursday	Friday	Saturday	Sunday	Week Day Avg	Weekend Avg	Week Day 85% Avg Speed
0 - 1	29.5	24.5	26.17	22.17	28.38	27.17	22	26.31	24.38	31.32
1 - 2	0	32	0	0	17	22.83	23.67	24.5	23.11	27.5
2 - 3	22	0	24.5	37	0	0	27	27	27	31.67
3 - 4	0	0	27	27	17	27	32	23	29.5	30
4 - 5	32	0	0	27	0	27	27	29.5	27	32.5
5 - 6	0	0	25.75	27	22	28.67	23.5	24.86	25.71	30
6 - 7	21.57	23.91	24.54	23.19	22	25.2	28.83	23.35	27.18	28.92
7 - 8	26.22	25.98	26.7	24.45	24.92	24.89	28.1	25.59	25.74	30.5
8 - 9	25.2	26.43	25.65	25.26	24.1	23.51	25.05	25.28	24.19	29.9
9 - 10	25.36	24.48	24.03	25.26	24.52	26.17	25.79	24.85	26.03	30
10 - 11	25.24	24.79	24.65	25.82	23.79	24.86	25.04	24.85	24.93	29.76
11 - 12	24.63	23.94	24.25	24.23	23.44	24.24	24.6	24.02	24.37	29.18
12 - 13	24.55	24.6	26.62	26.16	24.67	24.43	25.93	25.27	25.15	30.32
13 - 14	24.97	25.49	25.96	25.94	25.43	25.82	24.38	25.57	25.06	30.2
14 - 15	23.68	25.26	24.49	24.58	24.84	24.45	24.37	24.64	24.41	29.2
15 - 16	24.57	25.5	25.67	25.24	25.13	25.22	23.75	25.24	24.66	30.12
16 - 17	25.61	25.46	24.7	25.78	25.69	27.07	25.47	25.41	26.25	30.3
17 - 18	24.81	26.85	25.22	26.01	25.14	25.74	24.63	25.57	25.18	30.48
18 - 19	25.19	23.46	24.5	23.71	24.58	26.47	24.49	24.26	25.5	29.34
19 - 20	24.36	24.13	23.14	23.32	23.66	24.66	24.23	23.61	24.47	28.88
20 - 21	26.18	24.87	24.11	26.63	25.46	24.72	26.42	25.5	25.69	30
21 - 22	26.61	24	26.56	22.05	25.46	22.88	28.12	25.25	24.62	30.76
22 - 23	25	25.36	24.25	24.22	23.61	24.13	27.54	24.31	25.71	30.08
23 - 24	34.62	28.4	29.17	24.25	24.2	23.39	28	26.85	24.54	34.34
Totals	25.1	25.2	25	25.1	24.7	25.1	25			
% of Total	14.33%	14.38%	14.27%	14.33%	14.1%	14.33%	14.27%			

Incoming Monthly Speeds
2024 April Vicarage Road

from Wed-Mar-13-2024-02-00-PM to Mon-Apr-29-2024-11-59-AM

	Apr 2024							Week	Weekend	Week Day 85%
Hour	Monday	Tuesday	Wednesday	Thursday	Friday	Saturday	Sunday	Day Avg	Avg	Avg Speed
0 - 1	32	27.5	22	27	23.67	34.5	22.2	26.56	24.25	31
1 - 2	0	0	27	28.67	28.67	27	25.75	28.11	26	36.67
2 - 3	32	0	27	24.5	32	23.67	22	28.43	22.83	32.5
3 - 4	24	27	32	23	9.5	22	0	22.67	22	27.16
4 - 5	25.67	28.67	27	24.14	24.5	32	27	25.62	30.33	30
5 - 6	21.4	23.71	24	23.83	22	24.5	25.33	23.24	24.86	30.26
6 - 7	25.11	25.12	25.54	25.65	25.24	25.54	24.43	25.34	25.29	29.92
7 - 8	25.55	25.46	26.08	25.42	24.93	25.32	24.42	25.48	24.96	30.24
8 - 9	24.74	25.13	22.95	25.44	24.93	24.91	24.6	24.63	24.77	29.46
9 - 10	23.87	24.82	25.15	24.87	23.88	25.23	24.81	24.48	25.04	29.62
10 - 11	23.4	24.22	24.94	24.53	25.06	25	23.74	24.4	24.44	29.56
11 - 12	24.17	24.22	24.54	24.56	24.31	24.48	24	24.36	24.23	29.7
12 - 13	24.64	24.29	25.19	24.72	26.14	25.01	24.15	25	24.53	29.98
13 - 14	23.48	24.37	25.63	26.01	25.16	24.93	25.1	24.9	25	30.26
14 - 15	25.08	25.26	25.54	25.68	25.85	24.02	24.53	25.47	24.26	30.64
15 - 16	24.03	26.27	26.34	26.6	25.81	25.49	25.34	25.85	25.42	30.88
16 - 17	25.8	26.05	26.84	25.72	25.36	24.14	24.47	25.96	24.27	30.88
17 - 18	25.08	26.25	25.8	24.97	25.06	24.73	24.75	25.48	24.74	30.14
18 - 19	24.87	24.08	24.77	24.8	25.42	24.79	24.8	24.82	24.8	29.34
19 - 20	21.9	24.19	24.15	26	24.23	24.3	25.55	23.96	24.83	29.44
20 - 21	23.23	24.08	26.27	22.97	25.94	23.56	25.5	24.48	24.61	30.14
21 - 22	26.44	26.53	26.83	23.25	27.04	25.37	28.43	25.92	26.19	30.96
22 - 23	27.18	23.82	25.74	26.83	27.38	25.67	25.2	26.31	25.53	32.02
23 - 24	27	27.6	38.67	25.75	27.79	23.62	32.75	28.14	26.67	36.26
Totals	24.5	25.2	25.4	25.3	25.2	24.8	24.6			
% of Total	14%	14.4%	14.51%	14.46%	14.4%	14.17%	14.06%			

Incoming Weekly EightyFifthSpeeds
2024 April Vicarage Road

from Wed-Mar-13-2024-02-00-PM to Mon-Apr-29-2024-11-59-AM

	11/03/2024	to	17/03/2024							
	Monday	Tuesday	Wednesday	Thursday	Friday	Saturday	Sunday	Week	Weekend	Week Day 85%
Hour	11/03/2024	12/03/2024	13/03/2024	14/03/2024	15/03/2024	16/03/2024	17/03/2024	Day Avg	Avg	Avg Speed
0 - 1	*	*	*	30	35	35	30	32.5	32.5	32.5
1 - 2	*	*	*	0	0	25	30	0	27.5	0
2 - 3	*	*	*	0	0	0	30	0	30	0
3 - 4	*	*	*	0	0	30	35	0	32.5	0
4 - 5	*	*	*	30	0	0	0	30	0	30
5 - 6	*	*	*	0	20	25	0	20	25	20
6 - 7	*	*	*	23.8	30	0	35	26.9	35	26.9
7 - 8	*	*	*	28.8	30	28.8	30	29.4	29.4	29.4
8 - 9	*	*	*	29.5	28.3	27	28.3	28.9	27.65	28.9
9 - 10	*	*	*	33.2	29.4	30	30	31.3	30	31.3
10 - 11	*	*	*	32.5	27.5	29.6	29.2	30	29.4	30
11 - 12	*	*	*	28.8	28.7	28.4	29.2	28.75	28.8	28.75
12 - 13	*	*	*	33.6	29.2	29.7	29.8	31.4	29.75	31.4
13 - 14	*	*	*	30	30	31.7	30	30	30.85	30
14 - 15	*	*	29.3	28.6	29.6	29.5	29.2	29.17	29.35	29.17
15 - 16	*	*	32.1	29.4	31.9	31.4	29.5	31.13	30.45	31.13
16 - 17	*	*	29.3	33.1	32.5	33.6	31	31.63	32.3	31.63
17 - 18	*	*	29.2	32.7	29.6	31	29.3	30.5	30.15	30.5
18 - 19	*	*	28.6	29	29.3	29.6	30	28.97	29.8	28.97
19 - 20	*	*	29.4	29.4	29	30	28.8	29.27	29.4	29.27
20 - 21	*	*	29	32	31.7	30	30	30.9	30	30.9
21 - 22	*	*	30	30	31.7	26.7	40	30.57	33.35	30.57
22 - 23	*	*	35	35	30	30	35	33.33	32.5	33.33
23 - 24	*	*	45	25	28.8	35	30	32.93	32.5	32.93
Totals	0	0	316.9	604.4	592.2	627	679.3			
% of Total	0%	0%	11.24%	21.43%	21%	22.24%	24.09%			

Incoming Weekly EightyFifthSpeeds
2024 April Vicarage Road

from Wed-Mar-13-2024-02-00-PM to Mon-Apr-29-2024-11-59-AM

	18/03/2024	to	24/03/2024							
	Monday	Tuesday	Wednesday	Thursday	Friday	Saturday	Sunday	Week	Weekend	Week Day 85%
Hour	18/03/2024	19/03/2024	20/03/2024	21/03/2024	22/03/2024	23/03/2024	24/03/2024	Day Avg	Avg	Avg Speed
0 - 1	40	25	30	25	35	25	30	31	27.5	31
1 - 2	0	0	0	0	0	30	20	0	25	0
2 - 3	0	0	0	40	0	0	40	40	40	40
3 - 4	0	0	30	30	30	0	0	30	0	30
4 - 5	0	0	0	0	0	0	0	0	0	0
5 - 6	0	0	35	0	30	40	30	32.5	35	32.5
6 - 7	23.3	30	32.5	30	30	25	0	29.16	25	29.16
7 - 8	30	29.4	29.6	30	31.7	32.5	30	30.14	31.25	30.14
8 - 9	29.7	31.1	31.1	32.3	28.6	29.3	29.2	30.56	29.25	30.56
9 - 10	33	30	29.5	29.5	29	31.7	29.2	30.2	30.45	30.2
10 - 11	31.7	29.6	29.1	29.1	29.3	29.7	29.7	29.76	29.7	29.76
11 - 12	31.2	29.1	28.3	29.3	28.8	29.6	30	29.34	29.8	29.34
12 - 13	31.2	29.3	33.8	30	29.3	28.8	29.8	30.72	29.3	30.72
13 - 14	32	29	33	30	29.1	30.8	28.2	30.62	29.5	30.62
14 - 15	29	30	29.2	29.4	29.5	28.8	28.8	29.42	28.8	29.42
15 - 16	29.2	31.4	29	30	30	29.6	30	29.92	29.8	29.92
16 - 17	32.2	31.5	30	29.8	29.3	33.1	29.7	30.56	31.4	30.56
17 - 18	29.2	32.5	29.5	31	29.8	29.4	30	30.4	29.7	30.4
18 - 19	29.4	29.3	28.9	28.8	29.5	35	29.4	29.18	32.2	29.18
19 - 20	29.1	29.3	28.8	28.8	28.8	30	30	28.96	30	28.96
20 - 21	30	30	30	30	29.3	32.5	28.3	29.86	30.4	29.86
21 - 22	35	30	32.5	30	28.8	32.5	30	31.26	31.25	31.26
22 - 23	35	30	25	27.5	30	30	32.5	29.5	31.25	29.5
23 - 24	40	30	32.5	35	37.5	22.5	30	35	26.25	35
Totals	600.2	566.5	637.3	635.5	633.3	635.8	624.8			
% of Total	13.85%	13.07%	14.71%	14.67%	14.61%	14.67%	14.42%			

Incoming Weekly EightyFifthSpeeds
2024 April Vicarage Road

from Wed-Mar-13-2024-02-00-PM to Mon-Apr-29-2024-11-59-AM

	25/03/2024	to	31/03/2024							
	Monday	Tuesday	Wednesday	Thursday	Friday	Saturday	Sunday	Week	Weekend	Week Day 85%
Hour	25/03/2024	26/03/2024	27/03/2024	28/03/2024	29/03/2024	30/03/2024	31/03/2024	Day Avg	Avg	Avg Speed
0 - 1	35	30	30	27.5	30	30	30	30.5	30	30.5
1 - 2	0	35	0	0	20	25	30	27.5	27.5	27.5
2 - 3	25	0	30	0	0	0	25	27.5	25	27.5
3 - 4	0	0	0	30	10	0	0	20	0	20
4 - 5	35	0	0	0	0	30	30	35	30	35
5 - 6	0	0	30	30	0	30	25	30	27.5	30
6 - 7	30	30	27.5	28.3	25	35	30	28.16	32.5	28.16
7 - 8	31	31.2	32.9	28.8	27.5	30	32.5	30.28	31.25	30.28
8 - 9	30.5	29.8	29.3	29.5	30	30	31.2	29.82	30.6	29.82
9 - 10	29.7	29.5	30	29.7	28.3	31.7	30	29.44	30.85	29.44
10 - 11	29	30	29.6	31.2	28.7	30.7	29.4	29.7	30.05	29.7
11 - 12	28.3	29.7	29.6	29.2	29.3	30.7	29	29.22	29.85	29.22
12 - 13	29.1	28.9	29.1	31	29.4	29.1	30	29.5	29.55	29.5
13 - 14	29.4	31.7	29.7	35	28.6	29.6	31.2	30.88	30.4	30.88
14 - 15	28.5	29.2	28.8	29.6	30	30.7	28.8	29.22	29.75	29.22
15 - 16	29.7	30	31	30.5	29.7	30	27.5	30.18	28.75	30.18
16 - 17	30	29.3	28.8	29.7	30	33	29.4	29.56	31.2	29.56
17 - 18	30	31.2	30.6	29.7	30	29.2	28.5	30.3	28.85	30.3
18 - 19	30.8	30	29.2	28.6	31	30.8	28.3	29.92	29.55	29.92
19 - 20	29.3	29.4	28	26	28.9	29	33	28.32	31	28.32
20 - 21	29.3	29	30	29	28.9	25	32.5	29.24	28.75	29.24
21 - 22	35	25	30	28.8	30	26.7	30	29.76	28.35	29.76
22 - 23	30	28.3	30	28.8	35	32.5	28.8	30.42	30.65	30.42
23 - 24	45	35	35	30	32.5	30	35	35.5	32.5	35.5
Totals	649.6	602.2	629.1	620.9	592.8	658.7	685.1			
% of Total	14.64%	13.57%	14.17%	13.99%	13.36%	14.84%	15.44%			

Incoming Weekly EightyFifthSpeeds
2024 April Vicarage Road

from Wed-Mar-13-2024-02-00-PM to Mon-Apr-29-2024-11-59-AM

	01/04/2024	to	07/04/2024							
	Monday	Tuesday	Wednesday	Thursday	Friday	Saturday	Sunday	Week	Weekend	Week Day 85%
Hour	01/04/2024	02/04/2024	03/04/2024	04/04/2024	05/04/2024	06/04/2024	07/04/2024	Day Avg	Avg	Avg Speed
0 - 1	0	0	0	0	20	0	30	20	30	20
1 - 2	0	0	30	25	25	0	35	26.67	35	26.67
2 - 3	0	0	30	0	35	35	0	32.5	35	32.5
3 - 4	0	0	35	30	0	0	0	32.5	0	32.5
4 - 5	0	35	30	30	25	0	0	30	0	30
5 - 6	25	30	35	30	30	35	0	30	35	30
6 - 7	28.3	31.7	29.4	31.7	29	35	0	30.02	35	30.02
7 - 8	28.1	28.3	29.5	29.3	29.4	31.2	29.2	28.92	30.2	28.92
8 - 9	28.9	29.6	27.5	29.3	30	29.5	29.5	29.06	29.5	29.06
9 - 10	27.5	31	30	28.8	27.8	30	31.7	29.02	30.85	29.02
10 - 11	28.3	30	29.4	30	28.6	30	28.8	29.26	29.4	29.26
11 - 12	28.4	30	29.6	29.1	29	29.2	29	29.22	29.1	29.22
12 - 13	28.5	29.6	29	30.8	30	31	27.9	29.58	29.45	29.58
13 - 14	29.2	28.6	29	30.7	31.7	31.2	31.2	29.84	31.2	29.84
14 - 15	29.6	30	31.4	30	30.8	30	30	30.36	30	30.36
15 - 16	27.5	31	31.2	31.7	30	30.8	30	30.28	30.4	30.28
16 - 17	28.9	31.8	32	31.7	29.2	32	31.7	30.72	31.85	30.72
17 - 18	29.5	32.7	30.8	29.4	28.8	30	32.5	30.24	31.25	30.24
18 - 19	30	28.3	30	28.6	29.7	30	30	29.32	30	29.32
19 - 20	24.4	33.3	35	27.5	30	30	30	30.04	30	30.04
20 - 21	30	28.8	30	25	30	32.5	28	28.76	30.25	28.76
21 - 22	20	30	30	27.5	32.5	37.5	35	28	36.25	28
22 - 23	30	30	27.5	35	35	30	30	31.5	30	31.5
23 - 24	0	40	40	35	32.5	30	35	36.88	32.5	36.88
Totals	502.1	619.7	711.3	656.1	679	629.9	584.5			
% of Total	11.46%	14.14%	16.23%	14.97%	15.49%	14.37%	13.34%			

Incoming Weekly EightyFifthSpeeds
2024 April Vicarage Road

from Wed-Mar-13-2024-02-00-PM to Mon-Apr-29-2024-11-59-AM

	08/04/2024	to	14/04/2024							
	Monday	Tuesday	Wednesday	Thursday	Friday	Saturday	Sunday	Week	Weekend	Week Day 85%
Hour	08/04/2024	09/04/2024	10/04/2024	11/04/2024	12/04/2024	13/04/2024	14/04/2024	Day Avg	Avg	Avg Speed
0 - 1	30	30	0	30	0	40	25	30	32.5	30
1 - 2	0	0	30	40	30	0	30	33.33	30	33.33
2 - 3	0	0	30	30	0	0	15	30	15	30
3 - 4	30	30	0	25	0	25	0	28.33	25	28.33
4 - 5	0	30	35	30	35	40	0	32.5	40	32.5
5 - 6	30	30	30	30	0	0	30	30	30	30
6 - 7	33.3	30	29	31.2	30	32.5	27.5	30.7	30	30.7
7 - 8	31	31.7	31.7	31.7	29.1	28.9	29.4	31.04	29.15	31.04
8 - 9	30	30	28.9	30	30	32	31.7	29.78	31.85	29.78
9 - 10	30.8	29.6	29.6	29.7	31.7	30.8	31	30.28	30.9	30.28
10 - 11	30	31.2	27.1	29.7	31.4	29.8	27.5	29.88	28.65	29.88
11 - 12	30	29.4	31.2	29.7	30.8	30	30.8	30.22	30.4	30.22
12 - 13	29.3	30	31	32.2	30	33.3	29.3	30.5	31.3	30.5
13 - 14	28.6	28.3	28.9	32.5	31	29.2	29	29.86	29.1	29.86
14 - 15	29.7	30	31.7	33	30	28.8	28.3	30.88	28.55	30.88
15 - 16	29.3	31.2	30	32.5	29.8	31	31.7	30.56	31.35	30.56
16 - 17	30.8	32.1	29.8	33	28.8	29.2	28.8	30.9	29	30.9
17 - 18	32.5	31.2	29.6	30	32.5	29.3	29.5	31.16	29.4	31.16
18 - 19	29.2	28.9	29	28.5	32.5	30	32.5	29.62	31.25	29.62
19 - 20	29.2	28.3	30	40	28.3	30	30	31.16	30	31.16
20 - 21	30	29	30	27.5	32.5	27.5	33.3	29.8	30.4	29.8
21 - 22	35	40	30	25	35	35	35	33	35	33
22 - 23	35	30	30	32.5	35	31.7	25	32.5	28.35	32.5
23 - 24	35	30	50	35	30	30	35	36	32.5	36
Totals	648.7	670.9	682.5	748.7	623.4	654	645.3			
% of Total	13.88%	14.36%	14.6%	16.02%	13.34%	13.99%	13.81%			

Incoming Weekly EightyFifthSpeeds
2024 April Vicarage Road

from Wed-Mar-13-2024-02-00-PM to Mon-Apr-29-2024-11-59-AM

	15/04/2024	to	21/04/2024							
	Monday	Tuesday	Wednesday	Thursday	Friday	Saturday	Sunday	Week	Weekend	Week Day 85%
Hour	15/04/2024	16/04/2024	17/04/2024	18/04/2024	19/04/2024	20/04/2024	21/04/2024	Day Avg	Avg	Avg Speed
0 - 1	0	0	0	0	30	0	30	30	30	30
1 - 2	0	0	0	30	0	30	0	30	30	30
2 - 3	35	0	0	0	0	30	35	35	32.5	35
3 - 4	30	0	0	0	0	0	0	30	0	30
4 - 5	25	0	30	30	25	30	0	27.5	30	27.5
5 - 6	35	29	30	30	40	0	25	32.8	25	32.8
6 - 7	28.5	28.3	29.5	29.7	29.4	28.8	35	29.08	31.9	29.08
7 - 8	29.8	29.8	30.6	30.8	29.6	30	29.2	30.12	29.6	30.12
8 - 9	29.6	29.2	28	30	29.3	31.7	28.9	29.22	30.3	29.22
9 - 10	29.5	30	29.6	32.1	29.4	29.7	28.9	30.12	29.3	30.12
10 - 11	28.3	32.1	29.1	27.5	30	29.3	27.7	29.4	28.5	29.4
11 - 12	29.3	30	29.3	31.7	28.9	29.8	30.7	29.84	30.25	29.84
12 - 13	30	28.5	30	29.6	32.5	29.4	29.1	30.12	29.25	30.12
13 - 14	29.4	32.5	29.7	32.5	33.3	29.4	32.5	31.48	30.95	31.48
14 - 15	29.2	30	30	31.4	29.8	27.8	29.7	30.08	28.75	30.08
15 - 16	29.6	32.2	32.5	30	30	30	28.7	30.86	29.35	30.86
16 - 17	31.4	31.1	31.8	29.8	30	28.6	31.7	30.82	30.15	30.82
17 - 18	29.3	28.7	30	29.5	31	29.6	30	29.7	29.8	29.7
18 - 19	29.3	27.5	29.1	29	29.6	29.4	28.3	28.9	28.85	28.9
19 - 20	25	27.5	29	28.3	30	29	25	27.96	27	27.96
20 - 21	26.7	0	35	30	30	32.5	29.2	30.42	30.85	30.42
21 - 22	35	29	35	25	30	35	0	30.8	35	30.8
22 - 23	35	30	35	30	30	32.5	25	32	28.75	32
23 - 24	0	30	0	30	35	30	40	31.67	35	31.67
Totals	629.9	535.4	583.2	626.9	642.8	632.5	599.6			
% of Total	14.82%	12.6%	13.72%	14.75%	15.12%	14.88%	14.11%			

Incoming Weekly EightyFifthSpeeds
2024 April Vicarage Road

from Wed-Mar-13-2024-02-00-PM to Mon-Apr-29-2024-11-59-AM

	22/04/2024	to	28/04/2024							
	Monday	Tuesday	Wednesday	Thursday	Friday	Saturday	Sunday	Week	Weekend	Week Day 85%
Hour	22/04/2024	23/04/2024	24/04/2024	25/04/2024	26/04/2024	27/04/2024	28/04/2024	Day Avg	Avg	Avg Speed
0 - 1	40	0	25	0	30	0	25	31.67	25	31.67
1 - 2	0	0	0	0	40	0	25	40	25	40
2 - 3	0	0	0	25	35	0	0	30	0	30
3 - 4	0	30	0	30	15	0	0	25	0	25
4 - 5	30	0	0	0	25	0	30	27.5	30	27.5
5 - 6	25	23.3	30	30	27.5	25	30	27.16	27.5	27.16
6 - 7	29.2	30	30	30	31.2	30	25	30.08	27.5	30.08
7 - 8	29.6	29.8	32.7	30.6	29.5	29.2	27.5	30.44	28.35	30.44
8 - 9	31.2	29.2	31.4	29.6	29.3	28.8	27.5	30.14	28.15	30.14
9 - 10	31.2	31.7	28.9	28.6	31.2	31.2	28.6	30.32	29.9	30.32
10 - 11	28.2	28.6	31.7	29.5	31	28.9	29.2	29.8	29.05	29.8
11 - 12	31.7	28.5	31.7	29.4	29.5	29.6	28.4	30.16	29	30.16
12 - 13	30	29.5	33.3	28.3	31	29.2	28.3	30.42	28.75	30.42
13 - 14	31.7	29.2	30	31	31.4	28.9	30	30.66	29.45	30.66
14 - 15	29.8	31.2	32	30.6	31	29.6	31.2	30.92	30.4	30.92
15 - 16	31.7	31.2	33.8	30	30	31	29.3	31.34	30.15	31.34
16 - 17	32.3	30	31.7	29.4	29.8	29	28.9	30.64	28.95	30.64
17 - 18	29.7	31.7	30	29.3	29.2	29.5	30	29.98	29.75	29.98
18 - 19	29.6	31.7	30	30	29.3	29.5	29.3	30.12	29.4	30.12
19 - 20	24.5	27.5	29.2	32.5	30	32.5	32.5	28.74	32.5	28.74
20 - 21	33.3	30	33.8	27.5	30	27.5	32.5	30.92	30	30.92
21 - 22	30	28.8	25	32.5	28.3	25	0	28.92	25	28.92
22 - 23	30	25	30	32.5	32.5	30	30	30	30	30
23 - 24	0	30	0	20	35	35	40	28.33	37.5	28.33
Totals	608.7	586.9	580.2	616.3	721.7	559.4	618.2			
% of Total	14.18%	13.68%	13.52%	14.36%	16.82%	13.04%	14.41%			

Incoming Weekly EightyFifthSpeeds
2024 April Vicarage Road

from Wed-Mar-13-2024-02-00-PM to Mon-Apr-29-2024-11-59-AM

	29/04/2024	to	05/05/2024							
	Monday	Tuesday	Wednesday	Thursday	Friday	Saturday	Sunday	Week	Weekend	Week Day 85%
Hour	29/04/2024	30/04/2024	01/05/2024	02/05/2024	03/05/2024	04/05/2024	05/05/2024	Day Avg	Avg	Avg Speed
0 - 1	0	*	*	*	*	*	*	0	0	0
1 - 2	0	*	*	*	*	*	*	0	0	0
2 - 3	0	*	*	*	*	*	*	0	0	0
3 - 4	30	*	*	*	*	*	*	30	0	30
4 - 5	0	*	*	*	*	*	*	0	0	0
5 - 6	35	*	*	*	*	*	*	35	0	35
6 - 7	29.6	*	*	*	*	*	*	29.6	0	29.6
7 - 8	30	*	*	*	*	*	*	30	0	30
8 - 9	29.7	*	*	*	*	*	*	29.7	0	29.7
9 - 10	0	*	*	*	*	*	*	0	0	0
10 - 11	0	*	*	*	*	*	*	0	0	0
11 - 12	0	*	*	*	*	*	*	0	0	0
12 - 13	*	*	*	*	*	*	*	0	0	0
13 - 14	*	*	*	*	*	*	*	0	0	0
14 - 15	*	*	*	*	*	*	*	0	0	0
15 - 16	*	*	*	*	*	*	*	0	0	0
16 - 17	*	*	*	*	*	*	*	0	0	0
17 - 18	*	*	*	*	*	*	*	0	0	0
18 - 19	*	*	*	*	*	*	*	0	0	0
19 - 20	*	*	*	*	*	*	*	0	0	0
20 - 21	*	*	*	*	*	*	*	0	0	0
21 - 22	*	*	*	*	*	*	*	0	0	0
22 - 23	*	*	*	*	*	*	*	0	0	0
23 - 24	*	*	*	*	*	*	*	0	0	0
Totals	154.3	0	0	0	0	0	0			
% of Total	100%	0%	0%	0%	0%	0%	0%			

Incoming Monthly EightyFifthSpeeds
2024 April Vicarage Road

from Wed-Mar-13-2024-02-00-PM to Mon-Apr-29-2024-11-59-AM

	Mar 2024							Week	Weekend	Week Day 85%
Hour	Monday	Tuesday	Wednesday	Thursday	Friday	Saturday	Sunday	Day Avg	Avg	Avg Speed
0 - 1	35	30	30	28.3	33.3	32.5	28.8	31.32	30.65	31.32
1 - 2	0	35	0	0	20	27.5	30	27.5	28.75	27.5
2 - 3	25	0	30	40	0	0	30	31.67	30	31.67
3 - 4	0	0	30	30	30	30	35	30	32.5	30
4 - 5	35	0	0	30	0	30	30	32.5	30	32.5
5 - 6	0	0	30	30	30	40	25	30	32.5	30
6 - 7	27.5	30	30	28.8	28.3	30	32.5	28.92	31.25	28.92
7 - 8	30.7	30.8	31.9	29.1	30	31.7	30	30.5	30.85	30.5
8 - 9	30.3	30.4	29.9	30.2	28.7	28.5	29.7	29.9	29.1	29.9
9 - 10	30.8	29.7	29.8	30.8	28.9	31.6	29.7	30	30.65	30
10 - 11	30	30	29.4	30.8	28.6	29.9	29.6	29.76	29.75	29.76
11 - 12	29.5	29.3	29.1	29.2	28.8	29.5	29.3	29.18	29.4	29.18
12 - 13	29.6	29.2	31.5	31.9	29.4	29.2	29.9	30.32	29.55	30.32
13 - 14	30	29.6	30.7	31.4	29.3	30.4	29.4	30.2	29.9	30.2
14 - 15	28.7	29.5	29.1	29.1	29.6	29.5	28.9	29.2	29.2	29.2
15 - 16	29.4	30.7	30	29.9	30.6	30.3	29.4	30.12	29.85	30.12
16 - 17	31.2	29.9	29.5	30.6	30.3	33	29.9	30.3	31.45	30.3
17 - 18	29.6	31.8	29.7	31.6	29.7	29.7	29.3	30.48	29.5	30.48
18 - 19	29.8	29.6	28.9	28.7	29.7	30.6	29.4	29.34	30	29.34
19 - 20	29.2	29.3	28.6	28.4	28.9	29.7	31.1	28.88	30.4	28.88
20 - 21	30	30	29.6	31.1	29.3	30	30	30	30	30
21 - 22	35	28.8	30.8	29.2	30	29.4	35	30.76	32.2	30.76
22 - 23	30	29.3	30	28.6	32.5	31.7	31.7	30.08	31.7	30.08
23 - 24	45	30	35	30	31.7	30	30	34.34	30	34.34

Incoming Monthly EightyFifthSpeeds
 2024 April Vicarage Road

from Wed-Mar-13-2024-02-00-PM to Mon-Apr-29-2024-11-59-AM

	Apr 2024							Week	Weekend	Week Day 85%
Hour	Monday	Tuesday	Wednesday	Thursday	Friday	Saturday	Sunday	Day Avg	Avg	Avg Speed
0 - 1	40	30	25	30	30	40	26.7	31	33.35	31
1 - 2	0	0	30	40	40	30	30	36.67	30	36.67
2 - 3	35	0	30	30	35	35	35	32.5	35	32.5
3 - 4	28.3	30	35	27.5	15	25	0	27.16	25	27.16
4 - 5	30	35	30	30	25	40	30	30	35	30
5 - 6	32.5	28.6	31	29.2	30	30	30	30.26	30	30.26
6 - 7	29.4	29.7	29.7	30.8	30	30	30	29.92	30	29.92
7 - 8	29.8	29.8	31.6	30.5	29.5	29.4	28.8	30.24	29.1	30.24
8 - 9	29.6	29.5	28.9	29.7	29.6	30	29.2	29.46	29.6	29.46
9 - 10	29.2	30.2	29.5	29.6	29.6	30.5	29.9	29.62	30.2	29.62
10 - 11	28.7	29.9	29.4	29.5	30.3	29.6	28.5	29.56	29.05	29.56
11 - 12	29.5	29.5	30.3	29.7	29.5	29.6	29.6	29.7	29.6	29.7
12 - 13	29.2	29.4	30.8	29.9	30.6	30.4	28.7	29.98	29.55	29.98
13 - 14	29.5	29.2	29.4	31.2	32	29.5	30.4	30.26	29.95	30.26
14 - 15	29.6	30.3	31.5	31.4	30.4	29.2	29.6	30.64	29.4	30.64
15 - 16	29.5	31.3	32.4	31.3	29.9	30.7	29.7	30.88	30.2	30.88
16 - 17	31.2	31.4	31.4	30.8	29.6	29.3	29.5	30.88	29.4	30.88
17 - 18	29.9	31.2	30.2	29.7	29.7	29.7	30.5	30.14	30.1	30.14
18 - 19	29.4	29.1	29.4	29	29.8	29.7	29.5	29.34	29.6	29.34
19 - 20	26.5	29.3	30	31.7	29.7	30	30.8	29.44	30.4	29.44
20 - 21	30	29.1	32.5	28.3	30.8	31.4	31.2	30.14	31.3	30.14
21 - 22	33.3	29.2	31.2	28.6	32.5	35	35	30.96	35	30.96
22 - 23	33.3	28.8	31.7	33	33.3	32.1	28.8	32.02	30.45	32.02
23 - 24	35	30	50	32.5	33.8	32.5	37.5	36.26	35	36.26

Summary of Violators

2024 April Vicarage Road

from Wed-Mar-13-2024-02-00-PM to Mon-Apr-29-2024-11-59-AM

Starting Hour	Count	Average Speed of all Traffic	Violator Counts	Average Speed of Violators
00:00:00	0	N/A	N/A	N/A
01:00:00	0	N/A	N/A	N/A
02:00:00	0	N/A	N/A	N/A
03:00:00	0	N/A	N/A	N/A
04:00:00	0	N/A	N/A	N/A
05:00:00	0	N/A	N/A	N/A
06:00:00	0	N/A	N/A	N/A
07:00:00	0	N/A	N/A	N/A
08:00:00	0	N/A	N/A	N/A
09:00:00	0	N/A	N/A	N/A
10:00:00	0	N/A	N/A	N/A
11:00:00	0	N/A	N/A	N/A
12:00:00	0	N/A	N/A	N/A
13:00:00	0	N/A	N/A	N/A
14:00:00	1	27.5	0	0.0
15:00:00	48	9.1	2	37.5
16:00:00	43	10.0	2	40.0
17:00:00	62	6.1	0	0.0
18:00:00	46	6.8	1	37.5
19:00:00	28	8.3	0	0.0
20:00:00	15	18.8	0	0.0
21:00:00	17	14.1	0	0.0
22:00:00	4	15.0	0	0.0
23:00:00	1	27.5	0	0.0
00:00:00	2	35.0	1	42.5
01:00:00	0	N/A	N/A	N/A
02:00:00	0	N/A	N/A	N/A
03:00:00	0	N/A	N/A	N/A
04:00:00	1	27.5	0	0.0
05:00:00	0	N/A	N/A	N/A
06:00:00	1	22.5	0	0.0
07:00:00	20	10.4	0	0.0
08:00:00	53	6.8	0	0.0
09:00:00	45	10.6	2	40.0
10:00:00	27	13.6	1	37.5
11:00:00	46	8.3	1	37.5
12:00:00	34	13.3	3	37.5
13:00:00	35	12.0	2	37.5
14:00:00	44	5.6	0	0.0
15:00:00	78	5.4	1	37.5
16:00:00	43	11.1	2	40.0
17:00:00	50	9.0	2	40.0
18:00:00	34	10.4	1	37.5
19:00:00	33	10.5	0	0.0
20:00:00	15	19.3	1	42.5
21:00:00	13	18.5	0	0.0
22:00:00	3	22.5	0	0.0
23:00:00	2	25.0	0	0.0

Summary of Violators
 2024 April Vicarage Road

from Wed-Mar-13-2024-02-00-PM to Mon-Apr-29-2024-11-59-AM

00:00:00	3	18.3	0	0.0
01:00:00	0	N/A	N/A	N/A
02:00:00	0	N/A	N/A	N/A
03:00:00	0	N/A	N/A	N/A
04:00:00	0	N/A	N/A	N/A
05:00:00	0	N/A	N/A	N/A
06:00:00	3	17.5	0	0.0
07:00:00	16	19.4	1	37.5
08:00:00	47	6.4	0	0.0
09:00:00	36	8.3	0	0.0
10:00:00	19	11.2	0	0.0
11:00:00	37	7.8	1	37.5
12:00:00	40	8.6	1	37.5
13:00:00	41	11.1	2	40.0
14:00:00	43	7.7	1	37.5
15:00:00	62	6.8	1	37.5
16:00:00	38	9.8	1	37.5
17:00:00	63	5.8	0	0.0
18:00:00	38	7.8	0	0.0
19:00:00	24	11.9	1	37.5
20:00:00	21	15.2	1	37.5
21:00:00	11	18.0	0	0.0
22:00:00	10	17.3	0	0.0
23:00:00	11	13.9	0	0.0
00:00:00	4	23.1	0	0.0
01:00:00	2	20.0	0	0.0
02:00:00	0	N/A	N/A	N/A
03:00:00	0	N/A	N/A	N/A
04:00:00	1	27.5	0	0.0
05:00:00	0	N/A	N/A	N/A
06:00:00	1	22.5	0	0.0
07:00:00	8	19.7	0	0.0
08:00:00	19	13.8	0	0.0
09:00:00	41	8.2	2	37.5
10:00:00	32	9.3	0	0.0
11:00:00	23	10.9	0	0.0
12:00:00	52	6.2	0	0.0
13:00:00	27	13.7	1	37.5
14:00:00	27	10.6	1	37.5
15:00:00	37	10.9	1	37.5
16:00:00	33	11.5	2	37.5
17:00:00	26	10.9	0	0.0
18:00:00	26	13.6	1	37.5
19:00:00	19	16.7	1	37.5
20:00:00	12	15.6	0	0.0
21:00:00	12	13.1	0	0.0
22:00:00	2	25.0	0	0.0
23:00:00	6	22.9	1	37.5
00:00:00	3	19.2	0	0.0

Summary of Violators
 2024 April Vicarage Road

from Wed-Mar-13-2024-02-00-PM to Mon-Apr-29-2024-11-59-AM

01:00:00	2	27.5	0	0.0
02:00:00	1	27.5	0	0.0
03:00:00	1	32.5	0	0.0
04:00:00	0	N/A	N/A	N/A
05:00:00	0	N/A	N/A	N/A
06:00:00	2	30.0	0	0.0
07:00:00	1	27.5	0	0.0
08:00:00	2	27.5	0	0.0
09:00:00	17	14.3	0	0.0
10:00:00	24	10.7	0	0.0
11:00:00	16	14.2	0	0.0
12:00:00	28	10.9	0	0.0
13:00:00	39	6.7	0	0.0
14:00:00	51	7.8	2	37.5
15:00:00	32	12.3	1	37.5
16:00:00	36	9.2	1	37.5
17:00:00	24	12.8	1	42.5
18:00:00	25	12.1	1	37.5
19:00:00	22	10.8	0	0.0
20:00:00	8	20.6	0	0.0
21:00:00	5	17.5	0	0.0
22:00:00	3	32.5	1	37.5
23:00:00	4	20.6	0	0.0
00:00:00	2	32.5	1	37.5
01:00:00	0	N/A	N/A	N/A
02:00:00	0	N/A	N/A	N/A
03:00:00	0	N/A	N/A	N/A
04:00:00	0	N/A	N/A	N/A
05:00:00	0	N/A	N/A	N/A
06:00:00	2	15.0	0	0.0
07:00:00	12	18.8	1	37.5
08:00:00	43	7.3	0	0.0
09:00:00	42	8.6	3	37.5
10:00:00	22	15.7	1	37.5
11:00:00	21	14.8	0	0.0
12:00:00	28	10.7	0	0.0
13:00:00	25	13.7	1	37.5
14:00:00	22	15.2	1	37.5
15:00:00	43	6.9	0	0.0
16:00:00	42	8.2	0	0.0
17:00:00	48	6.7	1	37.5
18:00:00	27	14.4	1	37.5
19:00:00	35	8.6	0	0.0
20:00:00	15	17.7	1	37.5
21:00:00	7	22.9	1	37.5
22:00:00	3	30.8	0	0.0
23:00:00	3	21.7	2	37.5
00:00:00	1	22.5	0	0.0
01:00:00	0	N/A	N/A	N/A

Summary of Violators
 2024 April Vicarage Road

from Wed-Mar-13-2024-02-00-PM to Mon-Apr-29-2024-11-59-AM

02:00:00	0	N/A	N/A	N/A
03:00:00	0	N/A	N/A	N/A
04:00:00	0	N/A	N/A	N/A
05:00:00	0	N/A	N/A	N/A
06:00:00	4	20.0	0	0.0
07:00:00	14	16.6	0	0.0
08:00:00	51	7.3	1	37.5
09:00:00	36	9.5	1	37.5
10:00:00	31	12.3	1	37.5
11:00:00	35	9.1	0	0.0
12:00:00	23	12.0	0	0.0
13:00:00	37	8.1	0	0.0
14:00:00	30	11.4	3	37.5
15:00:00	53	9.0	3	37.5
16:00:00	54	5.9	0	0.0
17:00:00	56	8.2	4	38.8
18:00:00	42	7.9	2	37.5
19:00:00	53	6.5	0	0.0
20:00:00	8	15.9	0	0.0
21:00:00	11	18.6	0	0.0
22:00:00	8	17.2	1	37.5
23:00:00	2	13.8	0	0.0
00:00:00	1	27.5	0	0.0
01:00:00	0	N/A	N/A	N/A
02:00:00	0	N/A	N/A	N/A
03:00:00	0	N/A	N/A	N/A
04:00:00	1	27.5	0	0.0
05:00:00	0	N/A	N/A	N/A
06:00:00	4	23.8	0	0.0
07:00:00	19	16.6	1	37.5
08:00:00	53	6.6	0	0.0
09:00:00	34	11.6	1	37.5
10:00:00	35	8.4	1	37.5
11:00:00	28	10.4	0	0.0
12:00:00	33	10.1	1	37.5
13:00:00	20	17.3	2	37.5
14:00:00	34	7.9	0	0.0
15:00:00	54	6.9	0	0.0
16:00:00	36	9.7	1	37.5
17:00:00	54	7.5	1	37.5
18:00:00	43	7.6	0	0.0
19:00:00	34	9.0	0	0.0
20:00:00	8	20.0	0	0.0
21:00:00	7	22.9	0	0.0
22:00:00	6	20.4	0	0.0
23:00:00	4	28.8	0	0.0
00:00:00	3	16.7	0	0.0
01:00:00	0	N/A	N/A	N/A
02:00:00	1	37.5	1	37.5

Summary of Violators
 2024 April Vicarage Road

from Wed-Mar-13-2024-02-00-PM to Mon-Apr-29-2024-11-59-AM

03:00:00	1	27.5	0	0.0
04:00:00	0	N/A	N/A	N/A
05:00:00	0	N/A	N/A	N/A
06:00:00	3	16.7	0	0.0
07:00:00	12	21.3	0	0.0
08:00:00	44	8.0	1	37.5
09:00:00	44	8.6	1	37.5
10:00:00	26	12.0	0	0.0
11:00:00	31	9.2	0	0.0
12:00:00	26	8.4	0	0.0
13:00:00	29	12.7	1	42.5
14:00:00	32	10.1	1	37.5
15:00:00	60	6.1	0	0.0
16:00:00	50	6.1	0	0.0
17:00:00	52	7.1	1	37.5
18:00:00	40	8.3	0	0.0
19:00:00	30	8.5	0	0.0
20:00:00	20	14.4	0	0.0
21:00:00	6	21.3	0	0.0
22:00:00	5	10.0	0	0.0
23:00:00	7	16.8	0	0.0
00:00:00	3	27.5	0	0.0
01:00:00	0	N/A	N/A	N/A
02:00:00	0	N/A	N/A	N/A
03:00:00	1	27.5	0	0.0
04:00:00	0	N/A	N/A	N/A
05:00:00	0	N/A	N/A	N/A
06:00:00	2	27.5	0	0.0
07:00:00	11	12.0	0	0.0
08:00:00	41	7.9	0	0.0
09:00:00	35	8.6	0	0.0
10:00:00	24	11.1	0	0.0
11:00:00	51	7.3	0	0.0
12:00:00	29	10.3	0	0.0
13:00:00	39	8.3	1	37.5
14:00:00	25	8.0	0	0.0
15:00:00	71	6.0	0	0.0
16:00:00	62	8.0	3	39.2
17:00:00	51	6.9	1	37.5
18:00:00	45	8.8	1	37.5
19:00:00	40	7.1	0	0.0
20:00:00	18	10.8	0	0.0
21:00:00	11	16.1	0	0.0
22:00:00	11	16.1	0	0.0
23:00:00	6	18.8	1	37.5
00:00:00	5	22.0	1	37.5
01:00:00	2	27.5	0	0.0
02:00:00	0	N/A	N/A	N/A
03:00:00	0	N/A	N/A	N/A

Summary of Violators
2024 April Vicarage Road

from Wed-Mar-13-2024-02-00-PM to Mon-Apr-29-2024-11-59-AM

04:00:00	0	N/A	N/A	N/A
05:00:00	1	37.5	1	37.5
06:00:00	2	11.3	0	0.0
07:00:00	8	20.6	0	0.0
08:00:00	11	14.1	0	0.0
09:00:00	36	10.3	1	37.5
10:00:00	35	9.2	0	0.0
11:00:00	42	6.5	0	0.0
12:00:00	35	9.3	0	0.0
13:00:00	33	9.8	0	0.0
14:00:00	39	7.6	0	0.0
15:00:00	44	8.2	0	0.0
16:00:00	24	14.5	1	42.5
17:00:00	32	7.7	0	0.0
18:00:00	27	13.2	3	37.5
19:00:00	22	15.2	2	45.0
20:00:00	8	17.5	0	0.0
21:00:00	8	20.6	0	0.0
22:00:00	9	17.8	0	0.0
23:00:00	8	10.6	0	0.0
00:00:00	1	17.5	0	0.0
01:00:00	3	20.8	0	0.0
02:00:00	1	37.5	1	37.5
03:00:00	1	22.5	0	0.0
04:00:00	0	N/A	N/A	N/A
05:00:00	0	N/A	N/A	N/A
06:00:00	3	16.7	0	0.0
07:00:00	2	27.5	0	0.0
08:00:00	13	13.1	0	0.0
09:00:00	22	11.6	0	0.0
10:00:00	26	14.5	1	37.5
11:00:00	21	12.4	1	37.5
12:00:00	37	9.0	0	0.0
13:00:00	43	7.2	0	0.0
14:00:00	38	5.9	0	0.0
15:00:00	22	9.2	0	0.0
16:00:00	38	10.5	1	37.5
17:00:00	22	13.8	1	37.5
18:00:00	31	10.6	1	37.5
19:00:00	34	9.2	0	0.0
20:00:00	7	21.4	0	0.0
21:00:00	8	20.0	0	0.0
22:00:00	6	22.9	0	0.0
23:00:00	2	27.5	0	0.0
00:00:00	2	27.5	0	0.0
01:00:00	0	N/A	N/A	N/A
02:00:00	1	22.5	0	0.0
03:00:00	0	N/A	N/A	N/A
04:00:00	1	32.5	0	0.0

Summary of Violators
2024 April Vicarage Road

from Wed-Mar-13-2024-02-00-PM to Mon-Apr-29-2024-11-59-AM

05:00:00	0	N/A	N/A	N/A
06:00:00	1	22.5	0	0.0
07:00:00	18	11.7	0	0.0
08:00:00	56	6.7	0	0.0
09:00:00	64	6.3	0	0.0
10:00:00	28	10.4	1	37.5
11:00:00	29	8.4	1	37.5
12:00:00	31	10.9	0	0.0
13:00:00	41	8.8	0	0.0
14:00:00	28	9.4	0	0.0
15:00:00	53	6.9	0	0.0
16:00:00	59	6.2	0	0.0
17:00:00	46	8.5	0	0.0
18:00:00	32	8.6	0	0.0
19:00:00	33	8.3	0	0.0
20:00:00	15	14.2	0	0.0
21:00:00	9	19.7	2	37.5
22:00:00	4	19.4	0	0.0
23:00:00	5	32.5	2	45.0
00:00:00	2	27.5	0	0.0
01:00:00	2	30.0	0	0.0
02:00:00	0	N/A	N/A	N/A
03:00:00	0	N/A	N/A	N/A
04:00:00	0	N/A	N/A	N/A
05:00:00	0	N/A	N/A	N/A
06:00:00	2	11.3	0	0.0
07:00:00	15	19.0	1	37.5
08:00:00	48	6.3	0	0.0
09:00:00	39	10.7	2	37.5
10:00:00	38	9.3	0	0.0
11:00:00	38	9.3	0	0.0
12:00:00	27	10.3	0	0.0
13:00:00	44	9.7	3	37.5
14:00:00	39	9.4	1	37.5
15:00:00	46	6.8	0	0.0
16:00:00	70	6.7	2	40.0
17:00:00	52	8.1	1	37.5
18:00:00	39	10.1	1	37.5
19:00:00	33	8.8	0	0.0
20:00:00	13	19.0	0	0.0
21:00:00	5	15.5	0	0.0
22:00:00	6	24.2	0	0.0
23:00:00	4	21.9	0	0.0
00:00:00	5	26.5	0	0.0
01:00:00	0	N/A	N/A	N/A
02:00:00	2	25.0	0	0.0
03:00:00	0	N/A	N/A	N/A
04:00:00	0	N/A	N/A	N/A
05:00:00	1	27.5	0	0.0

Summary of Violators
2024 April Vicarage Road

from Wed-Mar-13-2024-02-00-PM to Mon-Apr-29-2024-11-59-AM

06:00:00	5	20.0	0	0.0
07:00:00	17	17.6	2	40.0
08:00:00	51	6.8	0	0.0
09:00:00	36	9.7	0	0.0
10:00:00	31	10.5	1	37.5
11:00:00	32	10.8	0	0.0
12:00:00	25	8.9	0	0.0
13:00:00	33	10.5	1	37.5
14:00:00	20	12.5	0	0.0
15:00:00	51	7.5	0	0.0
16:00:00	43	9.2	3	39.2
17:00:00	66	6.7	1	37.5
18:00:00	43	8.0	2	37.5
19:00:00	42	7.2	0	0.0
20:00:00	22	13.9	1	37.5
21:00:00	11	16.6	0	0.0
22:00:00	9	22.8	0	0.0
23:00:00	4	28.8	1	37.5
00:00:00	4	14.4	0	0.0
01:00:00	0	N/A	N/A	N/A
02:00:00	0	N/A	N/A	N/A
03:00:00	1	27.5	0	0.0
04:00:00	0	N/A	N/A	N/A
05:00:00	0	N/A	N/A	N/A
06:00:00	4	19.4	0	0.0
07:00:00	19	12.6	0	0.0
08:00:00	44	8.5	0	0.0
09:00:00	49	6.8	1	37.5
10:00:00	29	11.0	1	37.5
11:00:00	32	12.2	2	37.5
12:00:00	34	9.6	0	0.0
13:00:00	21	14.6	2	37.5
14:00:00	28	12.1	2	37.5
15:00:00	61	6.3	0	0.0
16:00:00	51	8.7	1	37.5
17:00:00	32	10.1	0	0.0
18:00:00	35	8.1	0	0.0
19:00:00	29	7.5	0	0.0
20:00:00	13	17.7	0	0.0
21:00:00	9	20.6	0	0.0
22:00:00	5	16.0	0	0.0
23:00:00	7	17.5	0	0.0
00:00:00	6	23.8	0	0.0
01:00:00	1	17.5	0	0.0
02:00:00	0	N/A	N/A	N/A
03:00:00	0	N/A	N/A	N/A
04:00:00	1	7.5	0	0.0
05:00:00	0	N/A	N/A	N/A
06:00:00	0	N/A	N/A	N/A

Summary of Violators
 2024 April Vicarage Road

from Wed-Mar-13-2024-02-00-PM to Mon-Apr-29-2024-11-59-AM

07:00:00	6	17.9	0	0.0
08:00:00	8	20.6	0	0.0
09:00:00	33	8.6	0	0.0
10:00:00	32	9.3	0	0.0
11:00:00	27	11.1	0	0.0
12:00:00	27	11.9	0	0.0
13:00:00	36	6.5	0	0.0
14:00:00	34	9.2	1	37.5
15:00:00	36	11.3	1	37.5
16:00:00	33	11.4	1	37.5
17:00:00	22	11.6	0	0.0
18:00:00	35	10.9	1	37.5
19:00:00	25	11.6	0	0.0
20:00:00	18	12.6	0	0.0
21:00:00	4	20.6	0	0.0
22:00:00	8	23.1	0	0.0
23:00:00	8	27.5	1	37.5
00:00:00	3	25.8	0	0.0
01:00:00	1	22.5	0	0.0
02:00:00	1	22.5	0	0.0
03:00:00	0	N/A	N/A	N/A
04:00:00	1	27.5	0	0.0
05:00:00	0	N/A	N/A	N/A
06:00:00	3	29.2	0	0.0
07:00:00	4	26.3	0	0.0
08:00:00	8	23.8	0	0.0
09:00:00	22	11.6	0	0.0
10:00:00	39	10.0	0	0.0
11:00:00	36	10.5	0	0.0
12:00:00	41	8.7	1	37.5
13:00:00	28	8.5	0	0.0
14:00:00	34	10.0	0	0.0
15:00:00	34	10.2	0	0.0
16:00:00	33	12.2	2	37.5
17:00:00	16	15.8	1	37.5
18:00:00	31	10.2	0	0.0
19:00:00	25	9.6	0	0.0
20:00:00	5	22.5	0	0.0
21:00:00	10	10.3	0	0.0
22:00:00	6	18.8	0	0.0
23:00:00	6	13.8	0	0.0
00:00:00	2	25.0	0	0.0
01:00:00	1	27.5	0	0.0
02:00:00	1	22.5	0	0.0
03:00:00	0	N/A	N/A	N/A
04:00:00	0	N/A	N/A	N/A
05:00:00	2	25.0	0	0.0
06:00:00	2	13.8	0	0.0
07:00:00	7	21.1	0	0.0

Summary of Violators
 2024 April Vicarage Road

from Wed-Mar-13-2024-02-00-PM to Mon-Apr-29-2024-11-59-AM

08:00:00	18	13.8	0	0.0
09:00:00	16	19.8	0	0.0
10:00:00	24	11.0	0	0.0
11:00:00	30	8.7	0	0.0
12:00:00	27	12.1	0	0.0
13:00:00	18	14.2	1	37.5
14:00:00	28	9.9	0	0.0
15:00:00	14	17.0	0	0.0
16:00:00	15	15.5	0	0.0
17:00:00	21	12.0	0	0.0
18:00:00	19	11.1	0	0.0
19:00:00	12	14.4	0	0.0
20:00:00	10	13.3	0	0.0
21:00:00	9	18.9	1	37.5
22:00:00	4	20.6	0	0.0
23:00:00	2	30.0	0	0.0
00:00:00	1	27.5	0	0.0
01:00:00	0	N/A	N/A	N/A
02:00:00	0	N/A	N/A	N/A
03:00:00	0	N/A	N/A	N/A
04:00:00	0	N/A	N/A	N/A
05:00:00	0	N/A	N/A	N/A
06:00:00	5	20.0	0	0.0
07:00:00	5	20.0	0	0.0
08:00:00	35	8.6	0	0.0
09:00:00	68	4.9	0	0.0
10:00:00	64	4.8	0	0.0
11:00:00	52	6.3	0	0.0
12:00:00	53	6.2	0	0.0
13:00:00	43	6.6	1	37.5
14:00:00	32	10.2	1	37.5
15:00:00	29	9.7	0	0.0
16:00:00	28	9.3	0	0.0
17:00:00	22	12.2	0	0.0
18:00:00	15	12.8	0	0.0
19:00:00	12	11.0	0	0.0
20:00:00	10	16.3	0	0.0
21:00:00	2	25.0	0	0.0
22:00:00	1	27.5	0	0.0
23:00:00	0	N/A	N/A	N/A
00:00:00	0	N/A	N/A	N/A
01:00:00	0	N/A	N/A	N/A
02:00:00	0	N/A	N/A	N/A
03:00:00	0	N/A	N/A	N/A
04:00:00	2	30.0	0	0.0
05:00:00	0	N/A	N/A	N/A
06:00:00	10	19.5	0	0.0
07:00:00	21	10.5	1	37.5
08:00:00	33	9.1	0	0.0

Summary of Violators
 2024 April Vicarage Road

from Wed-Mar-13-2024-02-00-PM to Mon-Apr-29-2024-11-59-AM

09:00:00	25	10.8	0	0.0
10:00:00	24	9.8	0	0.0
11:00:00	37	8.8	0	0.0
12:00:00	32	10.5	1	37.5
13:00:00	29	10.4	0	0.0
14:00:00	28	10.5	0	0.0
15:00:00	28	13.3	0	0.0
16:00:00	42	9.0	0	0.0
17:00:00	46	8.0	1	37.5
18:00:00	24	10.4	0	0.0
19:00:00	12	20.8	0	0.0
20:00:00	7	21.1	1	37.5
21:00:00	3	27.5	0	0.0
22:00:00	1	22.5	0	0.0
23:00:00	3	30.8	1	37.5
00:00:00	0	N/A	N/A	N/A
01:00:00	1	27.5	0	0.0
02:00:00	0	N/A	N/A	N/A
03:00:00	2	30.0	0	0.0
04:00:00	2	25.0	0	0.0
05:00:00	2	17.5	0	0.0
06:00:00	15	22.0	2	37.5
07:00:00	21	12.6	0	0.0
08:00:00	32	8.4	0	0.0
09:00:00	25	10.4	0	0.0
10:00:00	35	9.8	0	0.0
11:00:00	33	10.3	1	37.5
12:00:00	28	11.6	1	37.5
13:00:00	27	11.1	0	0.0
14:00:00	32	10.9	0	0.0
15:00:00	32	10.5	2	37.5
16:00:00	40	8.8	2	37.5
17:00:00	33	10.4	0	0.0
18:00:00	23	11.5	0	0.0
19:00:00	12	17.9	2	37.5
20:00:00	8	14.7	0	0.0
21:00:00	10	20.8	1	42.5
22:00:00	6	19.6	0	0.0
23:00:00	2	32.5	1	37.5
00:00:00	0	N/A	N/A	N/A
01:00:00	1	22.5	0	0.0
02:00:00	0	N/A	N/A	N/A
03:00:00	0	N/A	N/A	N/A
04:00:00	3	25.8	0	0.0
05:00:00	0	N/A	N/A	N/A
06:00:00	10	15.0	0	0.0
07:00:00	15	16.0	0	0.0
08:00:00	27	9.9	0	0.0
09:00:00	38	8.6	0	0.0

Summary of Violators
 2024 April Vicarage Road

from Wed-Mar-13-2024-02-00-PM to Mon-Apr-29-2024-11-59-AM

10:00:00	39	9.4	1	37.5
11:00:00	29	11.1	1	42.5
12:00:00	30	10.9	0	0.0
13:00:00	39	7.7	0	0.0
14:00:00	25	12.1	0	0.0
15:00:00	30	11.2	1	37.5
16:00:00	34	12.2	1	37.5
17:00:00	24	12.3	0	0.0
18:00:00	31	8.1	0	0.0
19:00:00	9	13.6	0	0.0
20:00:00	5	19.0	0	0.0
21:00:00	9	17.5	0	0.0
22:00:00	1	27.5	0	0.0
23:00:00	4	30.0	0	0.0
00:00:00	1	17.5	0	0.0
01:00:00	1	22.5	0	0.0
02:00:00	1	32.5	0	0.0
03:00:00	0	N/A	N/A	N/A
04:00:00	1	22.5	0	0.0
05:00:00	2	20.0	0	0.0
06:00:00	6	16.7	0	0.0
07:00:00	20	12.5	0	0.0
08:00:00	34	10.7	0	0.0
09:00:00	22	10.8	0	0.0
10:00:00	27	10.1	1	37.5
11:00:00	37	6.1	0	0.0
12:00:00	33	8.6	0	0.0
13:00:00	27	14.3	2	37.5
14:00:00	32	11.4	0	0.0
15:00:00	42	8.3	0	0.0
16:00:00	39	7.3	0	0.0
17:00:00	36	9.4	1	37.5
18:00:00	39	8.4	0	0.0
19:00:00	20	14.1	0	0.0
20:00:00	9	15.3	0	0.0
21:00:00	7	21.1	0	0.0
22:00:00	7	20.4	1	37.5
23:00:00	6	24.6	0	0.0
00:00:00	0	N/A	N/A	N/A
01:00:00	0	N/A	N/A	N/A
02:00:00	1	32.5	0	0.0
03:00:00	0	N/A	N/A	N/A
04:00:00	0	N/A	N/A	N/A
05:00:00	2	22.5	0	0.0
06:00:00	2	27.5	0	0.0
07:00:00	21	11.8	0	0.0
08:00:00	26	13.4	1	37.5
09:00:00	27	10.9	0	0.0
10:00:00	34	10.9	1	37.5

Summary of Violators
 2024 April Vicarage Road

from Wed-Mar-13-2024-02-00-PM to Mon-Apr-29-2024-11-59-AM

11:00:00	40	10.1	1	42.5
12:00:00	28	12.9	1	37.5
13:00:00	27	14.2	1	37.5
14:00:00	35	8.4	0	0.0
15:00:00	31	11.9	0	0.0
16:00:00	26	10.7	0	0.0
17:00:00	27	13.2	1	42.5
18:00:00	30	10.6	0	0.0
19:00:00	11	18.9	0	0.0
20:00:00	8	25.3	1	42.5
21:00:00	4	20.6	1	37.5
22:00:00	6	27.5	1	37.5
23:00:00	4	26.3	0	0.0
00:00:00	2	22.5	0	0.0
01:00:00	2	30.0	0	0.0
02:00:00	0	N/A	N/A	N/A
03:00:00	0	N/A	N/A	N/A
04:00:00	0	N/A	N/A	N/A
05:00:00	0	N/A	N/A	N/A
06:00:00	0	N/A	N/A	N/A
07:00:00	11	11.1	0	0.0
08:00:00	17	17.4	0	0.0
09:00:00	36	9.9	1	37.5
10:00:00	36	8.8	0	0.0
11:00:00	35	9.1	0	0.0
12:00:00	45	7.3	0	0.0
13:00:00	29	13.0	1	42.5
14:00:00	37	8.9	1	37.5
15:00:00	26	13.8	1	37.5
16:00:00	24	11.9	0	0.0
17:00:00	13	19.8	1	42.5
18:00:00	20	13.8	1	37.5
19:00:00	14	18.6	1	37.5
20:00:00	11	15.7	0	0.0
21:00:00	5	22.0	0	0.0
22:00:00	5	24.0	1	42.5
23:00:00	2	16.3	0	0.0
00:00:00	1	27.5	0	0.0
01:00:00	0	N/A	N/A	N/A
02:00:00	0	N/A	N/A	N/A
03:00:00	1	27.5	0	0.0
04:00:00	2	20.0	0	0.0
05:00:00	3	19.2	0	0.0
06:00:00	10	23.0	1	37.5
07:00:00	18	17.5	0	0.0
08:00:00	31	9.8	0	0.0
09:00:00	33	9.5	1	37.5
10:00:00	34	9.3	0	0.0
11:00:00	25	9.8	0	0.0

Summary of Violators
 2024 April Vicarage Road

from Wed-Mar-13-2024-02-00-PM to Mon-Apr-29-2024-11-59-AM

12:00:00	37	8.9	0	0.0
13:00:00	53	7.4	1	37.5
14:00:00	34	9.8	0	0.0
15:00:00	40	9.7	1	37.5
16:00:00	50	7.7	1	37.5
17:00:00	38	11.8	2	37.5
18:00:00	25	11.2	0	0.0
19:00:00	20	11.3	0	0.0
20:00:00	11	23.0	2	37.5
21:00:00	6	16.7	0	0.0
22:00:00	2	16.3	0	0.0
23:00:00	2	27.5	0	0.0
00:00:00	0	N/A	N/A	N/A
01:00:00	2	13.8	0	0.0
02:00:00	0	N/A	N/A	N/A
03:00:00	1	27.5	0	0.0
04:00:00	1	27.5	0	0.0
05:00:00	3	25.8	1	42.5
06:00:00	5	24.5	0	0.0
07:00:00	27	12.3	0	0.0
08:00:00	40	9.9	0	0.0
09:00:00	25	10.9	0	0.0
10:00:00	30	13.3	2	40.0
11:00:00	24	13.4	0	0.0
12:00:00	25	12.2	0	0.0
13:00:00	24	11.0	0	0.0
14:00:00	44	8.8	1	37.5
15:00:00	43	9.2	0	0.0
16:00:00	47	10.1	2	37.5
17:00:00	38	13.7	4	40.0
18:00:00	42	8.8	1	42.5
19:00:00	18	12.5	0	0.0
20:00:00	15	14.2	0	0.0
21:00:00	3	29.2	1	37.5
22:00:00	3	25.8	0	0.0
23:00:00	2	30.0	0	0.0
00:00:00	0	N/A	N/A	N/A
01:00:00	2	27.5	0	0.0
02:00:00	1	27.5	0	0.0
03:00:00	0	N/A	N/A	N/A
04:00:00	1	32.5	0	0.0
05:00:00	6	12.9	0	0.0
06:00:00	11	16.6	0	0.0
07:00:00	22	13.9	0	0.0
08:00:00	40	7.9	0	0.0
09:00:00	28	11.9	0	0.0
10:00:00	30	8.7	0	0.0
11:00:00	20	15.6	1	37.5
12:00:00	35	12.0	2	37.5

Summary of Violators
2024 April Vicarage Road

from Wed-Mar-13-2024-02-00-PM to Mon-Apr-29-2024-11-59-AM

13:00:00	23	9.6	0	0.0
14:00:00	22	9.9	0	0.0
15:00:00	43	7.6	0	0.0
16:00:00	36	9.6	1	37.5
17:00:00	38	8.5	0	0.0
18:00:00	25	13.0	0	0.0
19:00:00	12	10.2	0	0.0
20:00:00	12	16.0	0	0.0
21:00:00	4	26.3	0	0.0
22:00:00	7	16.8	0	0.0
23:00:00	4	35.0	1	47.5
00:00:00	0	N/A	N/A	N/A
01:00:00	2	32.5	1	37.5
02:00:00	1	27.5	0	0.0
03:00:00	1	22.5	0	0.0
04:00:00	3	22.5	0	0.0
05:00:00	2	22.5	0	0.0
06:00:00	10	20.0	0	0.0
07:00:00	20	14.6	0	0.0
08:00:00	20	15.4	1	37.5
09:00:00	32	10.6	1	37.5
10:00:00	37	7.4	0	0.0
11:00:00	36	10.6	0	0.0
12:00:00	45	10.1	1	42.5
13:00:00	27	10.2	3	37.5
14:00:00	25	13.7	0	0.0
15:00:00	45	8.8	1	37.5
16:00:00	34	8.2	2	37.5
17:00:00	51	7.9	1	37.5
18:00:00	35	7.3	0	0.0
19:00:00	9	23.3	1	37.5
20:00:00	8	18.8	1	42.5
21:00:00	6	15.0	0	0.0
22:00:00	4	20.6	0	0.0
23:00:00	3	25.8	0	0.0
00:00:00	0	N/A	N/A	N/A
01:00:00	1	27.5	0	0.0
02:00:00	0	N/A	N/A	N/A
03:00:00	0	N/A	N/A	N/A
04:00:00	1	32.5	0	0.0
05:00:00	0	N/A	N/A	N/A
06:00:00	12	13.5	0	0.0
07:00:00	16	14.5	0	0.0
08:00:00	35	10.4	0	0.0
09:00:00	35	10.9	1	37.5
10:00:00	32	11.6	1	37.5
11:00:00	37	9.3	1	37.5
12:00:00	40	9.3	2	37.5
13:00:00	27	10.6	0	0.0

Summary of Violators
2024 April Vicarage Road

from Wed-Mar-13-2024-02-00-PM to Mon-Apr-29-2024-11-59-AM

14:00:00	37	11.2	3	37.5
15:00:00	42	8.4	1	37.5
16:00:00	42	8.5	1	37.5
17:00:00	18	15.4	1	37.5
18:00:00	26	13.8	1	37.5
19:00:00	19	10.9	0	0.0
20:00:00	14	17.3	0	0.0
21:00:00	4	31.3	1	37.5
22:00:00	1	32.5	0	0.0
23:00:00	5	26.5	0	0.0
00:00:00	2	35.0	1	37.5
01:00:00	0	N/A	N/A	N/A
02:00:00	0	N/A	N/A	N/A
03:00:00	1	22.5	0	0.0
04:00:00	0	N/A	N/A	N/A
05:00:00	1	37.5	1	37.5
06:00:00	3	18.3	0	0.0
07:00:00	20	11.8	0	0.0
08:00:00	31	12.5	1	37.5
09:00:00	36	9.7	1	37.5
10:00:00	42	9.1	1	37.5
11:00:00	38	8.6	1	37.5
12:00:00	25	11.9	1	37.5
13:00:00	49	7.2	2	37.5
14:00:00	31	10.2	1	37.5
15:00:00	32	10.9	1	37.5
16:00:00	28	10.9	1	37.5
17:00:00	24	11.5	0	0.0
18:00:00	14	13.8	0	0.0
19:00:00	14	16.8	1	37.5
20:00:00	12	15.4	0	0.0
21:00:00	3	24.2	0	0.0
22:00:00	11	16.8	0	0.0
23:00:00	6	25.0	0	0.0
00:00:00	4	16.9	0	0.0
01:00:00	1	27.5	0	0.0
02:00:00	1	12.5	0	0.0
03:00:00	0	N/A	N/A	N/A
04:00:00	0	N/A	N/A	N/A
05:00:00	1	27.5	0	0.0
06:00:00	0	N/A	N/A	N/A
07:00:00	13	11.9	0	0.0
08:00:00	24	14.1	2	40.0
09:00:00	25	12.7	0	0.0
10:00:00	22	12.8	0	0.0
11:00:00	38	8.9	1	37.5
12:00:00	36	9.5	0	0.0
13:00:00	33	10.5	0	0.0
14:00:00	30	9.4	0	0.0

Summary of Violators
 2024 April Vicarage Road

from Wed-Mar-13-2024-02-00-PM to Mon-Apr-29-2024-11-59-AM

15:00:00	34	11.1	1	42.5
16:00:00	24	9.6	0	0.0
17:00:00	19	15.4	1	37.5
18:00:00	18	14.9	1	37.5
19:00:00	6	22.9	0	0.0
20:00:00	8	19.4	0	0.0
21:00:00	4	35.0	1	47.5
22:00:00	2	17.5	0	0.0
23:00:00	1	32.5	0	0.0
00:00:00	0	N/A	N/A	N/A
01:00:00	0	N/A	N/A	N/A
02:00:00	0	N/A	N/A	N/A
03:00:00	2	30.0	0	0.0
04:00:00	1	22.5	0	0.0
05:00:00	2	15.0	0	0.0
06:00:00	11	17.3	0	0.0
07:00:00	55	6.0	0	0.0
08:00:00	36	9.2	0	0.0
09:00:00	24	10.1	0	0.0
10:00:00	22	14.3	0	0.0
11:00:00	31	11.2	1	37.5
12:00:00	29	9.7	0	0.0
13:00:00	28	11.5	0	0.0
14:00:00	45	9.4	1	42.5
15:00:00	40	7.8	0	0.0
16:00:00	63	5.4	1	37.5
17:00:00	38	9.7	0	0.0
18:00:00	36	8.2	1	37.5
19:00:00	10	13.0	0	0.0
20:00:00	12	15.4	0	0.0
21:00:00	5	24.5	0	0.0
22:00:00	6	24.6	1	37.5
23:00:00	0	N/A	N/A	N/A
00:00:00	0	N/A	N/A	N/A
01:00:00	0	N/A	N/A	N/A
02:00:00	0	N/A	N/A	N/A
03:00:00	0	N/A	N/A	N/A
04:00:00	0	N/A	N/A	N/A
05:00:00	6	9.6	0	0.0
06:00:00	13	14.2	0	0.0
07:00:00	52	5.8	0	0.0
08:00:00	43	6.8	0	0.0
09:00:00	46	9.3	1	37.5
10:00:00	35	11.2	1	37.5
11:00:00	39	9.2	0	0.0
12:00:00	46	7.0	0	0.0
13:00:00	16	17.8	2	37.5
14:00:00	57	6.7	0	0.0
15:00:00	53	8.5	3	39.2

Summary of Violators
 2024 April Vicarage Road

from Wed-Mar-13-2024-02-00-PM to Mon-Apr-29-2024-11-59-AM

16:00:00	48	7.9	0	0.0
17:00:00	38	6.9	0	0.0
18:00:00	37	9.1	1	37.5
19:00:00	12	11.7	0	0.0
20:00:00	4	16.9	0	0.0
21:00:00	5	25.5	0	0.0
22:00:00	6	20.4	0	0.0
23:00:00	3	25.8	0	0.0
00:00:00	0	N/A	N/A	N/A
01:00:00	0	N/A	N/A	N/A
02:00:00	0	N/A	N/A	N/A
03:00:00	0	N/A	N/A	N/A
04:00:00	1	27.5	0	0.0
05:00:00	4	11.3	0	0.0
06:00:00	18	13.9	0	0.0
07:00:00	47	8.1	0	0.0
08:00:00	35	8.9	0	0.0
09:00:00	32	10.2	0	0.0
10:00:00	22	9.9	0	0.0
11:00:00	21	14.0	0	0.0
12:00:00	27	11.9	0	0.0
13:00:00	38	9.6	0	0.0
14:00:00	55	7.1	0	0.0
15:00:00	34	12.4	1	37.5
16:00:00	67	6.0	2	37.5
17:00:00	53	8.1	1	37.5
18:00:00	37	8.7	0	0.0
19:00:00	32	8.8	0	0.0
20:00:00	3	30.8	0	0.0
21:00:00	3	20.0	0	0.0
22:00:00	2	32.5	1	37.5
23:00:00	2	30.0	0	0.0
00:00:00	0	N/A	N/A	N/A
01:00:00	1	27.5	0	0.0
02:00:00	0	N/A	N/A	N/A
03:00:00	0	N/A	N/A	N/A
04:00:00	4	23.8	0	0.0
05:00:00	2	25.0	0	0.0
06:00:00	22	11.6	1	37.5
07:00:00	41	8.4	0	0.0
08:00:00	36	9.9	0	0.0
09:00:00	36	11.8	2	40.0
10:00:00	31	9.1	0	0.0
11:00:00	24	11.1	0	0.0
12:00:00	36	11.0	2	37.5
13:00:00	27	16.0	2	40.0
14:00:00	59	6.7	0	0.0
15:00:00	55	8.5	2	37.5
16:00:00	55	7.6	1	37.5

Summary of Violators
 2024 April Vicarage Road

from Wed-Mar-13-2024-02-00-PM to Mon-Apr-29-2024-11-59-AM

17:00:00	49	6.8	0	0.0
18:00:00	38	9.3	1	42.5
19:00:00	18	10.0	0	0.0
20:00:00	5	19.0	0	0.0
21:00:00	10	18.0	0	0.0
22:00:00	1	27.5	0	0.0
23:00:00	1	27.5	0	0.0
00:00:00	1	27.5	0	0.0
01:00:00	0	N/A	N/A	N/A
02:00:00	0	N/A	N/A	N/A
03:00:00	0	N/A	N/A	N/A
04:00:00	0	N/A	N/A	N/A
05:00:00	2	15.0	0	0.0
06:00:00	16	17.8	2	37.5
07:00:00	40	7.6	0	0.0
08:00:00	47	6.7	0	0.0
09:00:00	31	10.2	0	0.0
10:00:00	26	11.8	1	37.5
11:00:00	29	11.6	0	0.0
12:00:00	21	12.1	0	0.0
13:00:00	32	10.8	1	42.5
14:00:00	45	9.2	1	37.5
15:00:00	46	10.1	2	42.5
16:00:00	38	9.7	1	37.5
17:00:00	41	9.9	2	37.5
18:00:00	35	10.7	1	37.5
19:00:00	19	14.2	1	37.5
20:00:00	3	24.2	0	0.0
21:00:00	11	12.0	1	37.5
22:00:00	10	17.3	0	0.0
23:00:00	3	27.5	0	0.0
00:00:00	0	N/A	N/A	N/A
01:00:00	1	27.5	0	0.0
02:00:00	2	20.0	0	0.0
03:00:00	0	N/A	N/A	N/A
04:00:00	0	N/A	N/A	N/A
05:00:00	1	27.5	0	0.0
06:00:00	1	27.5	0	0.0
07:00:00	18	14.2	1	42.5
08:00:00	25	13.1	0	0.0
09:00:00	38	8.6	2	37.5
10:00:00	41	8.2	0	0.0
11:00:00	48	8.8	1	37.5
12:00:00	27	12.9	1	42.5
13:00:00	20	15.0	0	0.0
14:00:00	36	8.1	1	37.5
15:00:00	41	8.8	1	37.5
16:00:00	29	9.7	1	37.5
17:00:00	38	10.4	1	37.5

Summary of Violators
 2024 April Vicarage Road

from Wed-Mar-13-2024-02-00-PM to Mon-Apr-29-2024-11-59-AM

18:00:00	23	13.4	0	0.0
19:00:00	19	12.4	0	0.0
20:00:00	11	20.5	0	0.0
21:00:00	7	22.1	0	0.0
22:00:00	3	32.5	1	37.5
23:00:00	6	22.1	0	0.0
00:00:00	3	16.7	0	0.0
01:00:00	0	N/A	N/A	N/A
02:00:00	1	32.5	0	0.0
03:00:00	1	22.5	0	0.0
04:00:00	0	N/A	N/A	N/A
05:00:00	0	N/A	N/A	N/A
06:00:00	2	27.5	0	0.0
07:00:00	10	16.8	0	0.0
08:00:00	22	9.9	0	0.0
09:00:00	43	6.9	0	0.0
10:00:00	45	6.2	0	0.0
11:00:00	35	9.9	0	0.0
12:00:00	39	7.7	0	0.0
13:00:00	24	14.7	2	40.0
14:00:00	31	13.1	3	39.2
15:00:00	38	5.6	0	0.0
16:00:00	18	14.7	0	0.0
17:00:00	19	16.2	0	0.0
18:00:00	20	12.5	0	0.0
19:00:00	9	13.6	0	0.0
20:00:00	12	14.6	0	0.0
21:00:00	2	13.8	0	0.0
22:00:00	3	11.7	0	0.0
23:00:00	0	N/A	N/A	N/A
00:00:00	3	35.8	2	37.5
01:00:00	0	N/A	N/A	N/A
02:00:00	0	N/A	N/A	N/A
03:00:00	0	N/A	N/A	N/A
04:00:00	0	N/A	N/A	N/A
05:00:00	5	11.5	0	0.0
06:00:00	21	12.6	1	37.5
07:00:00	44	6.8	0	0.0
08:00:00	42	10.5	2	37.5
09:00:00	23	11.1	0	0.0
10:00:00	27	8.5	0	0.0
11:00:00	28	12.9	0	0.0
12:00:00	21	12.6	0	0.0
13:00:00	30	10.8	1	37.5
14:00:00	65	6.8	1	42.5
15:00:00	39	12.7	3	37.5
16:00:00	48	9.2	1	37.5
17:00:00	31	8.4	0	0.0
18:00:00	29	13.3	1	42.5

Summary of Violators
 2024 April Vicarage Road

from Wed-Mar-13-2024-02-00-PM to Mon-Apr-29-2024-11-59-AM

19:00:00	15	8.7	0	0.0
20:00:00	6	18.3	0	0.0
21:00:00	6	27.5	0	0.0
22:00:00	3	19.2	0	0.0
23:00:00	0	N/A	N/A	N/A
00:00:00	0	N/A	N/A	N/A
01:00:00	0	N/A	N/A	N/A
02:00:00	0	N/A	N/A	N/A
03:00:00	1	27.5	0	0.0
04:00:00	0	N/A	N/A	N/A
05:00:00	2	20.0	0	0.0
06:00:00	19	13.4	1	37.5
07:00:00	50	7.3	0	0.0
08:00:00	51	7.5	1	37.5
09:00:00	26	13.2	0	0.0
10:00:00	45	8.6	0	0.0
11:00:00	28	10.4	0	0.0
12:00:00	40	7.3	0	0.0
13:00:00	29	11.5	0	0.0
14:00:00	62	6.1	0	0.0
15:00:00	43	8.6	1	37.5
16:00:00	56	7.6	1	37.5
17:00:00	53	8.3	3	37.5
18:00:00	33	11.4	0	0.0
19:00:00	13	17.9	0	0.0
20:00:00	6	23.3	0	0.0
21:00:00	2	27.5	0	0.0
22:00:00	3	16.7	0	0.0
23:00:00	5	19.0	0	0.0
00:00:00	1	22.5	0	0.0
01:00:00	0	N/A	N/A	N/A
02:00:00	0	N/A	N/A	N/A
03:00:00	0	N/A	N/A	N/A
04:00:00	0	N/A	N/A	N/A
05:00:00	2	17.5	0	0.0
06:00:00	22	14.5	1	37.5
07:00:00	49	6.9	2	37.5
08:00:00	41	9.1	1	37.5
09:00:00	34	10.2	0	0.0
10:00:00	37	9.9	0	0.0
11:00:00	30	10.3	0	0.0
12:00:00	22	13.2	1	37.5
13:00:00	29	10.8	0	0.0
14:00:00	51	7.9	1	37.5
15:00:00	50	11.2	6	38.3
16:00:00	51	7.5	1	37.5
17:00:00	44	9.6	2	37.5
18:00:00	35	9.6	0	0.0
19:00:00	18	17.1	0	0.0

Summary of Violators
 2024 April Vicarage Road

from Wed-Mar-13-2024-02-00-PM to Mon-Apr-29-2024-11-59-AM

20:00:00	12	19.4	0	0.0
21:00:00	7	15.0	0	0.0
22:00:00	3	25.8	0	0.0
23:00:00	1	22.5	0	0.0
00:00:00	0	N/A	N/A	N/A
01:00:00	0	N/A	N/A	N/A
02:00:00	1	22.5	0	0.0
03:00:00	1	27.5	0	0.0
04:00:00	0	N/A	N/A	N/A
05:00:00	0	N/A	N/A	N/A
06:00:00	19	13.6	1	37.5
07:00:00	54	7.1	0	0.0
08:00:00	43	7.2	0	0.0
09:00:00	36	8.1	0	0.0
10:00:00	23	9.7	0	0.0
11:00:00	40	8.2	2	37.5
12:00:00	30	11.6	0	0.0
13:00:00	29	9.3	0	0.0
14:00:00	56	7.9	1	47.5
15:00:00	53	6.7	1	37.5
16:00:00	46	7.9	1	37.5
17:00:00	41	8.3	1	37.5
18:00:00	36	10.9	1	42.5
19:00:00	12	16.7	1	37.5
20:00:00	9	22.5	0	0.0
21:00:00	8	22.8	0	0.0
22:00:00	6	15.8	0	0.0
23:00:00	1	17.5	0	0.0
00:00:00	1	27.5	0	0.0
01:00:00	1	37.5	1	37.5
02:00:00	1	32.5	0	0.0
03:00:00	2	10.0	0	0.0
04:00:00	0	N/A	N/A	N/A
05:00:00	4	21.3	0	0.0
06:00:00	20	15.8	1	37.5
07:00:00	49	8.4	1	37.5
08:00:00	56	6.9	0	0.0
09:00:00	24	12.5	0	0.0
10:00:00	32	11.9	1	37.5
11:00:00	38	9.2	0	0.0
12:00:00	42	9.2	1	37.5
13:00:00	35	12.9	2	37.5
14:00:00	66	6.2	0	0.0
15:00:00	43	10.2	2	37.5
16:00:00	47	7.6	0	0.0
17:00:00	52	5.8	0	0.0
18:00:00	39	7.2	0	0.0
19:00:00	20	13.3	0	0.0
20:00:00	11	18.4	0	0.0

Summary of Violators
 2024 April Vicarage Road

from Wed-Mar-13-2024-02-00-PM to Mon-Apr-29-2024-11-59-AM

21:00:00	6	18.3	0	0.0
22:00:00	3	29.2	0	0.0
23:00:00	6	29.2	1	37.5
00:00:00	0	N/A	N/A	N/A
01:00:00	0	N/A	N/A	N/A
02:00:00	0	N/A	N/A	N/A
03:00:00	0	N/A	N/A	N/A
04:00:00	0	N/A	N/A	N/A
05:00:00	0	N/A	N/A	N/A
06:00:00	4	26.3	0	0.0
07:00:00	20	9.3	0	0.0
08:00:00	28	11.2	0	0.0
09:00:00	36	11.0	0	0.0
10:00:00	48	6.9	0	0.0
11:00:00	30	10.1	0	0.0
12:00:00	23	11.1	0	0.0
13:00:00	43	7.6	0	0.0
14:00:00	35	8.9	0	0.0
15:00:00	25	12.6	1	37.5
16:00:00	34	10.8	1	37.5
17:00:00	33	10.5	2	37.5
18:00:00	23	11.8	0	0.0
19:00:00	16	15.0	0	0.0
20:00:00	6	22.1	1	42.5
21:00:00	4	18.1	0	0.0
22:00:00	6	15.8	0	0.0
23:00:00	3	27.5	0	0.0
00:00:00	1	22.5	0	0.0
01:00:00	1	22.5	0	0.0
02:00:00	1	22.5	0	0.0
03:00:00	0	N/A	N/A	N/A
04:00:00	0	N/A	N/A	N/A
05:00:00	2	27.5	0	0.0
06:00:00	1	22.5	0	0.0
07:00:00	6	18.8	0	0.0
08:00:00	23	10.8	0	0.0
09:00:00	21	12.3	0	0.0
10:00:00	25	12.0	0	0.0
11:00:00	43	6.9	0	0.0
12:00:00	35	7.6	0	0.0
13:00:00	20	15.3	0	0.0
14:00:00	17	15.0	0	0.0
15:00:00	30	10.0	0	0.0
16:00:00	33	10.7	0	0.0
17:00:00	21	14.2	1	37.5
18:00:00	19	12.5	0	0.0
19:00:00	11	20.2	0	0.0
20:00:00	10	23.8	0	0.0
21:00:00	2	16.3	0	0.0

Summary of Violators
2024 April Vicarage Road

from Wed-Mar-13-2024-02-00-PM to Mon-Apr-29-2024-11-59-AM

22:00:00	1	27.5	0	0.0
23:00:00	3	32.5	1	37.5

Incoming Histogram

2024 April Vicarage Road

from Wed-Mar-13-2024-02-00-PM to Mon-Apr-29-2024-11-59-AM

Date	Starting Hr:min	<15	15 to <20	20 to <25	25 to <30	30 to <35	35 to <40	40 to <45	45 to <50	50 to <55	55 to <60	60 to <65	65 to <70	70 to <75	75 to <80	80 to <85	85 to <90	90 to <95	95 to <100	100 to >105	Total Counts	Avg Speed (MPH)	85pct Speed	10MPH Pace	% in pace	# of Speeders	% Speeders	
13/03/2024	00:00	*	*	*	*	*	*	*	*	*	*	*	*	*	*	*	*	*	*	*	*	*	*	*	*	*	*	
13/03/2024	01:00	*	*	*	*	*	*	*	*	*	*	*	*	*	*	*	*	*	*	*	*	*	*	*	*	*	*	
13/03/2024	02:00	*	*	*	*	*	*	*	*	*	*	*	*	*	*	*	*	*	*	*	*	*	*	*	*	*	*	
13/03/2024	03:00	*	*	*	*	*	*	*	*	*	*	*	*	*	*	*	*	*	*	*	*	*	*	*	*	*	*	
13/03/2024	04:00	*	*	*	*	*	*	*	*	*	*	*	*	*	*	*	*	*	*	*	*	*	*	*	*	*	*	
13/03/2024	05:00	*	*	*	*	*	*	*	*	*	*	*	*	*	*	*	*	*	*	*	*	*	*	*	*	*	*	
13/03/2024	06:00	*	*	*	*	*	*	*	*	*	*	*	*	*	*	*	*	*	*	*	*	*	*	*	*	*	*	
13/03/2024	07:00	*	*	*	*	*	*	*	*	*	*	*	*	*	*	*	*	*	*	*	*	*	*	*	*	*	*	
13/03/2024	08:00	*	*	*	*	*	*	*	*	*	*	*	*	*	*	*	*	*	*	*	*	*	*	*	*	*	*	
13/03/2024	09:00	*	*	*	*	*	*	*	*	*	*	*	*	*	*	*	*	*	*	*	*	*	*	*	*	*	*	
13/03/2024	10:00	*	*	*	*	*	*	*	*	*	*	*	*	*	*	*	*	*	*	*	*	*	*	*	*	*	*	
13/03/2024	11:00	*	*	*	*	*	*	*	*	*	*	*	*	*	*	*	*	*	*	*	*	*	*	*	*	*	*	
13/03/2024	12:00	*	*	*	*	*	*	*	*	*	*	*	*	*	*	*	*	*	*	*	*	*	*	*	*	*	*	
13/03/2024	13:00	*	*	*	*	*	*	*	*	*	*	*	*	*	*	*	*	*	*	*	*	*	*	*	*	*	*	
13/03/2024	14:00	0	1	3	7	1	0	0	0	0	0	0	0	0	0	0	0	0	0	0	0	12	25.7	29.3	20 to 30	83.3	*	*
13/03/2024	15:00	1	1	14	21	7	3	0	0	0	0	0	0	0	0	0	0	0	0	0	0	47	26.7	32.1	20 to 30	74.5	3	6.4
13/03/2024	16:00	2	7	17	21	4	0	1	0	0	0	0	0	0	0	0	0	0	0	0	0	52	24.4	29.3	20 to 30	73.1	1	1.9
13/03/2024	17:00	2	3	18	26	4	0	0	0	0	0	0	0	0	0	0	0	0	0	0	0	53	24.9	29.2	20 to 30	83.0	*	*
13/03/2024	18:00	1	3	18	21	0	1	0	0	0	0	0	0	0	0	0	0	0	0	0	0	44	24.6	28.6	20 to 30	88.6	1	2.3
13/03/2024	19:00	0	1	13	9	3	0	0	0	0	0	0	0	0	0	0	0	0	0	0	0	26	25.1	29.4	20 to 30	84.6	*	*
13/03/2024	20:00	0	2	5	5	1	0	0	0	0	0	0	0	0	0	0	0	0	0	0	0	13	24.2	29	20 to 30	76.9	*	*
13/03/2024	21:00	1	1	2	10	2	0	0	0	0	0	0	0	0	0	0	0	0	0	0	0	16	25.8	30	20 to 30	75.0	*	*
13/03/2024	22:00	0	0	0	0	1	0	0	0	0	0	0	0	0	0	0	0	0	0	0	0	1	32	35	25 to 35	100.0	*	*
13/03/2024	23:00	0	0	0	1	0	0	1	0	0	0	0	0	0	0	0	0	0	0	0	0	2	34.5	45	20 to 30	50.0	1	50.0
24 Hr Summary		7	19	90	121	23	4	2	0	0	0	0	0	0	0	0	0	0	0	0	266	25.2	29.5	20 to 30	79.3	6	2.3	

Incoming Histogram

2024 April Vicarage Road

from Wed-Mar-13-2024-02-00-PM to Mon-Apr-29-2024-11-59-AM

Date	Starting Hr:min	<15	15 to <20	20 to <25	25 to <30	30 to <35	35 to <40	40 to <45	45 to <50	50 to <55	55 to <60	60 to <65	65 to <70	70 to <75	75 to <80	80 to <85	85 to <90	90 to <95	95 to <100	100 to >105	Total Counts	Avg Speed (MPH)	85pet Speed	10MPH Pace	% in pace	# of Speeders	% Speeders	
14/03/2024	00:00	0	0	0	1	0	0	0	0	0	0	0	0	0	0	0	0	0	0	0	0	1	27	30	20 to 30	100.0	*	*
14/03/2024	01:00	0	0	0	0	0	0	0	0	0	0	0	0	0	0	0	0	0	0	0	0	0	0	0	*	*	*	*
14/03/2024	02:00	0	0	0	0	0	0	0	0	0	0	0	0	0	0	0	0	0	0	0	0	0	0	0	*	*	*	*
14/03/2024	03:00	0	0	0	0	0	0	0	0	0	0	0	0	0	0	0	0	0	0	0	0	0	0	0	*	*	*	*
14/03/2024	04:00	0	0	0	1	0	0	0	0	0	0	0	0	0	0	0	0	0	0	0	0	1	27	30	20 to 30	100.0	*	*
14/03/2024	05:00	0	0	0	0	0	0	0	0	0	0	0	0	0	0	0	0	0	0	0	0	0	0	0	*	*	*	*
14/03/2024	06:00	1	0	4	0	0	0	0	0	0	0	0	0	0	0	0	0	0	0	0	0	5	19.2	23.8	15 to 25	80.0	*	*
14/03/2024	07:00	0	1	11	13	1	0	0	0	0	0	0	0	0	0	0	0	0	0	0	0	26	25.1	28.8	20 to 30	92.3	*	*
14/03/2024	08:00	2	6	20	20	5	1	0	0	0	0	0	0	0	0	0	0	0	0	0	0	54	24.5	29.5	20 to 30	74.1	1	1.9
14/03/2024	09:00	1	5	6	16	11	1	1	0	0	0	0	0	0	0	0	0	0	0	0	0	41	26.9	33.2	25 to 35	65.9	2	4.9
14/03/2024	10:00	0	0	10	11	6	1	0	0	0	0	0	0	0	0	0	0	0	0	0	0	28	27	32.5	20 to 30	75.0	1	3.6
14/03/2024	11:00	3	9	16	16	2	1	0	0	0	0	0	0	0	0	0	0	0	0	0	0	47	23.2	28.8	20 to 30	68.1	1	2.1
14/03/2024	12:00	0	2	9	10	7	2	0	0	0	0	0	0	0	0	0	0	0	0	0	0	30	27.1	33.6	20 to 30	63.3	2	6.7
14/03/2024	13:00	1	3	12	22	5	2	0	0	0	0	0	0	0	0	0	0	0	0	0	0	45	26.1	30	20 to 30	75.6	2	4.4
14/03/2024	14:00	0	5	18	18	1	0	0	0	0	0	0	0	0	0	0	0	0	0	0	0	42	24.2	28.6	20 to 30	85.7	*	*
14/03/2024	15:00	5	6	28	27	7	1	0	0	0	0	0	0	0	0	0	0	0	0	0	0	74	24.3	29.4	20 to 30	74.3	1	1.4
14/03/2024	16:00	3	3	9	22	8	2	2	0	0	0	0	0	0	0	0	0	0	0	0	0	49	26.6	33.1	20 to 30	63.3	4	8.2
14/03/2024	17:00	1	1	10	14	11	1	0	0	0	0	0	0	0	0	0	0	0	0	0	0	38	27	32.7	25 to 35	65.8	1	2.6
14/03/2024	18:00	2	5	16	15	3	0	0	0	0	0	0	0	0	0	0	0	0	0	0	0	41	23.7	29	20 to 30	75.6	*	*
14/03/2024	19:00	5	4	6	9	2	0	1	0	0	0	0	0	0	0	0	0	0	0	0	0	27	22.9	29.4	20 to 30	55.6	1	3.7
14/03/2024	20:00	0	0	1	11	5	0	0	0	0	0	0	0	0	0	0	0	0	0	0	0	17	28.5	32	25 to 35	94.1	*	*
14/03/2024	21:00	1	2	3	1	1	0	0	0	0	0	0	0	0	0	0	0	0	0	0	0	8	21.4	30	15 to 25	62.5	*	*
14/03/2024	22:00	0	0	1	1	1	0	0	0	0	0	0	0	0	0	0	0	0	0	0	0	3	27	35	20 to 30	66.7	*	*
14/03/2024	23:00	0	1	2	0	0	0	0	0	0	0	0	0	0	0	0	0	0	0	0	0	3	20.7	25	15 to 25	100.0	*	*
24 Hr Summary		25	53	182	228	76	12	4	0	0	0	0	0	0	0	0	0	0	0	0	0	580	25.2	30.3	20 to 30	70.7	16	2.8

Incoming Histogram

2024 April Vicarage Road

from Wed-Mar-13-2024-02-00-PM to Mon-Apr-29-2024-11-59-AM

Date	Starting Hr:min	<15	15 to <20	20 to <25	25 to <30	30 to <35	35 to <40	40 to <45	45 to <50	50 to <55	55 to <60	60 to <65	65 to <70	70 to <75	75 to <80	80 to <85	85 to <90	90 to <95	95 to <100	100 to >105	Total Counts	Avg Speed (MPH)	85pet Speed	10MPH Pace	% in pace	# of Speeders	% Speeders	
15/03/2024	00:00	0	0	0	0	1	0	0	0	0	0	0	0	0	0	0	0	0	0	0	0	1	32	35	25 to 35	100.0	*	*
15/03/2024	01:00	0	0	0	0	0	0	0	0	0	0	0	0	0	0	0	0	0	0	0	0	0	0	0	*	*	*	*
15/03/2024	02:00	0	0	0	0	0	0	0	0	0	0	0	0	0	0	0	0	0	0	0	0	0	0	0	*	*	*	*
15/03/2024	03:00	0	0	0	0	0	0	0	0	0	0	0	0	0	0	0	0	0	0	0	0	0	0	0	*	*	*	*
15/03/2024	04:00	0	0	0	0	0	0	0	0	0	0	0	0	0	0	0	0	0	0	0	0	0	0	0	*	*	*	*
15/03/2024	05:00	0	1	0	0	0	0	0	0	0	0	0	0	0	0	0	0	0	0	0	0	1	17	20	10 to 20	100.0	*	*
15/03/2024	06:00	1	0	0	2	0	0	0	0	0	0	0	0	0	0	0	0	0	0	0	0	3	20.3	30	20 to 30	66.7	*	*
15/03/2024	07:00	1	3	9	9	3	1	0	0	0	0	0	0	0	0	0	0	0	0	0	0	26	24.6	30	20 to 30	69.2	1	3.8
15/03/2024	08:00	0	6	27	18	2	0	0	0	0	0	0	0	0	0	0	0	0	0	0	0	53	24	28.3	20 to 30	84.9	*	*
15/03/2024	09:00	0	3	13	9	3	0	0	0	0	0	0	0	0	0	0	0	0	0	0	0	28	24.5	29.4	20 to 30	78.6	*	*
15/03/2024	10:00	0	3	8	6	0	0	0	0	0	0	0	0	0	0	0	0	0	0	0	0	17	23.2	27.5	20 to 30	82.4	*	*
15/03/2024	11:00	0	8	13	15	1	1	0	0	0	0	0	0	0	0	0	0	0	0	0	0	38	24	28.7	20 to 30	73.7	1	2.6
15/03/2024	12:00	4	4	14	18	3	1	0	0	0	0	0	0	0	0	0	0	0	0	0	0	44	24	29.2	20 to 30	72.7	1	2.3
15/03/2024	13:00	1	2	12	21	4	1	1	0	0	0	0	0	0	0	0	0	0	0	0	0	42	26.2	30	20 to 30	78.6	2	4.8
15/03/2024	14:00	3	2	17	14	4	1	0	0	0	0	0	0	0	0	0	0	0	0	0	0	41	24.5	29.6	20 to 30	75.6	1	2.4
15/03/2024	15:00	1	8	15	23	13	1	0	0	0	0	0	0	0	0	0	0	0	0	0	0	61	25.8	31.9	20 to 30	62.3	1	1.6
15/03/2024	16:00	0	5	6	19	10	1	0	0	0	0	0	0	0	0	0	0	0	0	0	0	41	26.9	32.5	25 to 35	70.7	1	2.4
15/03/2024	17:00	3	6	15	28	7	0	0	0	0	0	0	0	0	0	0	0	0	0	0	0	59	25	29.6	20 to 30	72.9	*	*
15/03/2024	18:00	2	6	13	15	3	1	0	0	0	0	0	0	0	0	0	0	0	0	0	0	40	24.1	29.3	20 to 30	70.0	1	2.5
15/03/2024	19:00	0	3	3	10	1	0	0	0	0	0	0	0	0	0	0	0	0	0	0	0	17	25	29	20 to 30	76.5	*	*
15/03/2024	20:00	0	1	10	7	3	1	0	0	0	0	0	0	0	0	0	0	0	0	0	0	22	25.8	31.7	20 to 30	77.3	1	4.5
15/03/2024	21:00	1	0	5	3	3	0	0	0	0	0	0	0	0	0	0	0	0	0	0	0	12	25.2	31.7	20 to 30	66.7	*	*
15/03/2024	22:00	0	2	0	2	1	0	0	0	0	0	0	0	0	0	0	0	0	0	0	0	5	24.2	30	25 to 35	60.0	*	*
15/03/2024	23:00	1	3	3	4	1	0	0	0	0	0	0	0	0	0	0	0	0	0	0	0	12	22.7	28.8	20 to 30	58.3	*	*
24 Hr Summary		18	66	183	223	63	9	1	0	0	0	0	0	0	0	0	0	0	0	0	0	563	24.8	29.8	20 to 30	72.1	10	1.8

Incoming Histogram

2024 April Vicarage Road

from Wed-Mar-13-2024-02-00-PM to Mon-Apr-29-2024-11-59-AM

Date	Starting Hr:min	<15	15 to <20	20 to <25	25 to <30	30 to <35	35 to <40	40 to <45	45 to <50	50 to <55	55 to <60	60 to <65	65 to <70	70 to <75	75 to <80	80 to <85	85 to <90	90 to <95	95 to <100	100 to >105	Total Counts	Avg Speed (MPH)	85pet Speed	10MPH Pace	% in pace	# of Speeders	% Speeders	
16/03/2024	00:00	0	0	0	0	2	0	0	0	0	0	0	0	0	0	0	0	0	0	0	0	2	32.5	35	25 to 35	100.0	*	*
16/03/2024	01:00	0	1	1	0	0	0	0	0	0	0	0	0	0	0	0	0	0	0	0	0	2	19.5	25	15 to 25	100.0	*	*
16/03/2024	02:00	0	0	0	0	0	0	0	0	0	0	0	0	0	0	0	0	0	0	0	0	0	0	0	*	*	*	*
16/03/2024	03:00	0	0	0	1	0	0	0	0	0	0	0	0	0	0	0	0	0	0	0	0	1	27	30	20 to 30	100.0	*	*
16/03/2024	04:00	0	0	0	0	0	0	0	0	0	0	0	0	0	0	0	0	0	0	0	0	0	0	0	*	*	*	*
16/03/2024	05:00	0	0	1	0	0	0	0	0	0	0	0	0	0	0	0	0	0	0	0	0	1	22	25	15 to 25	100.0	*	*
16/03/2024	06:00	0	0	0	0	0	0	0	0	0	0	0	0	0	0	0	0	0	0	0	0	0	0	0	*	*	*	*
16/03/2024	07:00	0	5	3	4	1	0	0	0	0	0	0	0	0	0	0	0	0	0	0	0	13	22.6	28.8	15 to 25	61.5	*	*
16/03/2024	08:00	3	1	15	5	1	0	0	0	0	0	0	0	0	0	0	0	0	0	0	0	25	22.4	27	20 to 30	80.0	*	*
16/03/2024	09:00	0	4	11	16	4	2	0	0	0	0	0	0	0	0	0	0	0	0	0	0	37	25.9	30	20 to 30	73.0	2	5.4
16/03/2024	10:00	0	0	11	13	3	0	0	0	0	0	0	0	0	0	0	0	0	0	0	0	27	25.9	29.6	20 to 30	88.9	*	*
16/03/2024	11:00	5	5	13	16	1	0	0	0	0	0	0	0	0	0	0	0	0	0	0	0	40	22.7	28.4	20 to 30	72.5	*	*
16/03/2024	12:00	1	4	18	15	6	0	0	0	0	0	0	0	0	0	0	0	0	0	0	0	44	24.7	29.7	20 to 30	75.0	*	*
16/03/2024	13:00	0	1	8	8	3	1	0	0	0	0	0	0	0	0	0	0	0	0	0	0	21	26.1	31.7	20 to 30	76.2	1	4.8
16/03/2024	14:00	0	3	16	11	2	2	0	0	0	0	0	0	0	0	0	0	0	0	0	0	34	25.1	29.5	20 to 30	79.4	2	5.9
16/03/2024	15:00	0	1	9	15	7	0	0	0	0	0	0	0	0	0	0	0	0	0	0	0	32	26.8	31.4	20 to 30	75.0	*	*
16/03/2024	16:00	1	1	10	8	7	2	0	0	0	0	0	0	0	0	0	0	0	0	0	0	29	26.7	33.6	20 to 30	62.1	2	6.9
16/03/2024	17:00	0	4	7	12	5	0	0	0	0	0	0	0	0	0	0	0	0	0	0	0	28	25.6	31	20 to 30	67.9	*	*
16/03/2024	18:00	0	2	8	12	2	1	0	0	0	0	0	0	0	0	0	0	0	0	0	0	25	25.7	29.6	20 to 30	80.0	1	4.0
16/03/2024	19:00	1	2	8	8	2	1	0	0	0	0	0	0	0	0	0	0	0	0	0	0	22	24.8	30	20 to 30	72.7	1	4.5
16/03/2024	20:00	0	1	1	3	1	0	0	0	0	0	0	0	0	0	0	0	0	0	0	0	6	25.5	30	20 to 30	66.7	*	*
16/03/2024	21:00	0	2	6	3	0	0	0	0	0	0	0	0	0	0	0	0	0	0	0	0	11	22.7	26.7	20 to 30	81.8	*	*
16/03/2024	22:00	0	0	1	1	0	0	0	0	0	0	0	0	0	0	0	0	0	0	0	0	2	24.5	30	20 to 30	100.0	*	*
16/03/2024	23:00	0	3	1	1	1	1	0	0	0	0	0	0	0	0	0	0	0	0	0	0	7	24.3	35	15 to 25	57.1	1	14.3
24 Hr Summary		11	40	148	152	48	10	0	0	0	0	0	0	0	0	0	0	0	0	0	0	409	25	29.9	20 to 30	73.3	10	2.4

Incoming Histogram

2024 April Vicarage Road

from Wed-Mar-13-2024-02-00-PM to Mon-Apr-29-2024-11-59-AM

Date	Starting Hr:min	<15	15 to <20	20 to <25	25 to <30	30 to <35	35 to <40	40 to <45	45 to <50	50 to <55	55 to <60	60 to <65	65 to <70	70 to <75	75 to <80	80 to <85	85 to <90	90 to <95	95 to <100	100 to >105	Total Counts	Avg Speed (MPH)	85pet Speed	10MPH Pace	% in pace	# of Speeders	% Speeders	
17/03/2024	00:00	1	0	0	2	0	0	0	0	0	0	0	0	0	0	0	0	0	0	0	0	3	22	30	20 to 30	66.7	*	*
17/03/2024	01:00	0	0	0	1	0	0	0	0	0	0	0	0	0	0	0	0	0	0	0	0	1	27	30	20 to 30	100.0	*	*
17/03/2024	02:00	0	0	0	1	0	0	0	0	0	0	0	0	0	0	0	0	0	0	0	0	1	27	30	20 to 30	100.0	*	*
17/03/2024	03:00	0	0	0	0	1	0	0	0	0	0	0	0	0	0	0	0	0	0	0	0	1	32	35	25 to 35	100.0	*	*
17/03/2024	04:00	0	0	0	0	0	0	0	0	0	0	0	0	0	0	0	0	0	0	0	0	0	0	0	*	*	*	*
17/03/2024	05:00	0	0	0	0	0	0	0	0	0	0	0	0	0	0	0	0	0	0	0	0	0	0	0	*	*	*	*
17/03/2024	06:00	0	0	0	1	1	0	0	0	0	0	0	0	0	0	0	0	0	0	0	0	2	29.5	35	25 to 35	100.0	*	*
17/03/2024	07:00	0	0	0	1	0	0	0	0	0	0	0	0	0	0	0	0	0	0	0	0	1	27	30	20 to 30	100.0	*	*
17/03/2024	08:00	0	0	2	3	0	0	0	0	0	0	0	0	0	0	0	0	0	0	0	0	5	25.2	28.3	20 to 30	100.0	*	*
17/03/2024	09:00	0	1	4	11	3	0	0	0	0	0	0	0	0	0	0	0	0	0	0	0	19	26.5	30	20 to 30	78.9	*	*
17/03/2024	10:00	1	2	6	13	2	0	0	0	0	0	0	0	0	0	0	0	0	0	0	0	24	25	29.2	20 to 30	79.2	*	*
17/03/2024	11:00	0	1	3	12	1	0	0	0	0	0	0	0	0	0	0	0	0	0	0	0	17	26.2	29.2	20 to 30	88.2	*	*
17/03/2024	12:00	0	3	9	20	5	0	0	0	0	0	0	0	0	0	0	0	0	0	0	0	37	26.1	29.8	20 to 30	78.4	*	*
17/03/2024	13:00	1	0	18	11	4	1	0	0	0	0	0	0	0	0	0	0	0	0	0	0	35	25.3	30	20 to 30	82.9	1	2.9
17/03/2024	14:00	2	5	17	18	3	1	0	0	0	0	0	0	0	0	0	0	0	0	0	0	46	24.3	29.2	20 to 30	76.1	1	2.2
17/03/2024	15:00	1	4	10	10	2	1	0	0	0	0	0	0	0	0	0	0	0	0	0	0	28	24.1	29.5	20 to 30	71.4	1	3.6
17/03/2024	16:00	1	3	18	11	5	1	1	0	0	0	0	0	0	0	0	0	0	0	0	0	40	25.3	31	20 to 30	72.5	2	5.0
17/03/2024	17:00	0	0	13	7	2	0	0	0	0	0	0	0	0	0	0	0	0	0	0	0	22	25	29.3	20 to 30	90.9	*	*
17/03/2024	18:00	0	1	13	13	4	1	0	0	0	0	0	0	0	0	0	0	0	0	0	0	32	25.9	30	20 to 30	81.3	1	3.1
17/03/2024	19:00	2	1	4	4	1	0	0	0	0	0	0	0	0	0	0	0	0	0	0	0	12	22.7	28.8	20 to 30	66.7	*	*
17/03/2024	20:00	0	0	2	7	2	0	0	0	0	0	0	0	0	0	0	0	0	0	0	0	11	27.3	30	20 to 30	81.8	*	*
17/03/2024	21:00	0	0	0	1	0	1	0	0	0	0	0	0	0	0	0	0	0	0	0	0	2	32	40	20 to 30	50.0	1	50.0
17/03/2024	22:00	0	0	0	2	1	0	0	0	0	0	0	0	0	0	0	0	0	0	0	0	3	28.7	35	25 to 35	100.0	*	*
17/03/2024	23:00	0	0	0	3	0	0	0	0	0	0	0	0	0	0	0	0	0	0	0	0	3	27.3	30	20 to 30	100.0	*	*
24 Hr Summary		9	21	119	152	37	6	1	0	0	0	0	0	0	0	0	0	0	0	0	0	345	25.4	29.7	20 to 30	78.6	7	2.0

Incoming Histogram

2024 April Vicarage Road

from Wed-Mar-13-2024-02-00-PM to Mon-Apr-29-2024-11-59-AM

Date	Starting Hr:min	<15	15 to <20	20 to <25	25 to <30	30 to <35	35 to <40	40 to <45	45 to <50	50 to <55	55 to <60	60 to <65	65 to <70	70 to <75	75 to <80	80 to <85	85 to <90	90 to <95	95 to <100	100 to >105	Total Counts	Avg Speed (MPH)	85pet Speed	10MPH Pace	% in pace	# of Speeders	% Speeders	
18/03/2024	00:00	0	0	0	1	0	1	0	0	0	0	0	0	0	0	0	0	0	0	0	0	2	32	40	20 to 30	50.0	1	50.0
18/03/2024	01:00	0	0	0	0	0	0	0	0	0	0	0	0	0	0	0	0	0	0	0	0	0	0	0	*	*	*	*
18/03/2024	02:00	0	0	0	0	0	0	0	0	0	0	0	0	0	0	0	0	0	0	0	0	0	0	0	*	*	*	*
18/03/2024	03:00	0	0	0	0	0	0	0	0	0	0	0	0	0	0	0	0	0	0	0	0	0	0	0	*	*	*	*
18/03/2024	04:00	0	0	0	0	0	0	0	0	0	0	0	0	0	0	0	0	0	0	0	0	0	0	0	*	*	*	*
18/03/2024	05:00	0	0	0	0	0	0	0	0	0	0	0	0	0	0	0	0	0	0	0	0	0	0	0	*	*	*	*
18/03/2024	06:00	1	0	3	0	0	0	0	0	0	0	0	0	0	0	0	0	0	0	0	0	4	18.5	23.3	15 to 25	75.0	*	*
18/03/2024	07:00	0	0	7	9	2	1	0	0	0	0	0	0	0	0	0	0	0	0	0	0	19	26.5	30	20 to 30	84.2	1	5.3
18/03/2024	08:00	2	1	19	17	6	0	0	0	0	0	0	0	0	0	0	0	0	0	0	0	45	24.9	29.7	20 to 30	80.0	*	*
18/03/2024	09:00	0	3	8	17	5	3	0	0	0	0	0	0	0	0	0	0	0	0	0	0	36	27	33	20 to 30	69.4	3	8.3
18/03/2024	10:00	0	0	9	8	3	1	0	0	0	0	0	0	0	0	0	0	0	0	0	0	21	26.3	31.7	20 to 30	81.0	1	4.8
18/03/2024	11:00	1	0	6	10	4	0	0	0	0	0	0	0	0	0	0	0	0	0	0	0	21	26.1	31.2	20 to 30	76.2	*	*
18/03/2024	12:00	0	3	10	12	4	1	0	0	0	0	0	0	0	0	0	0	0	0	0	0	30	25.7	31.2	20 to 30	73.3	1	3.3
18/03/2024	13:00	2	1	7	7	5	0	0	0	0	0	0	0	0	0	0	0	0	0	0	0	22	25	32	20 to 30	63.6	*	*
18/03/2024	14:00	1	4	10	10	1	1	0	0	0	0	0	0	0	0	0	0	0	0	0	0	27	24	29	20 to 30	74.1	1	3.7
18/03/2024	15:00	1	2	16	25	3	0	0	0	0	0	0	0	0	0	0	0	0	0	0	0	47	25.3	29.2	20 to 30	87.2	*	*
18/03/2024	16:00	1	0	11	18	9	1	0	0	0	0	0	0	0	0	0	0	0	0	0	0	40	27	32.2	20 to 30	72.5	1	2.5
18/03/2024	17:00	0	3	18	20	4	0	0	0	0	0	0	0	0	0	0	0	0	0	0	0	45	25.2	29.2	20 to 30	84.4	*	*
18/03/2024	18:00	0	6	9	16	2	1	0	0	0	0	0	0	0	0	0	0	0	0	0	0	34	24.8	29.4	20 to 30	73.5	1	2.9
18/03/2024	19:00	1	3	9	11	2	0	0	0	0	0	0	0	0	0	0	0	0	0	0	0	26	24.3	29.1	20 to 30	76.9	*	*
18/03/2024	20:00	0	0	4	4	1	1	0	0	0	0	0	0	0	0	0	0	0	0	0	0	10	26.8	30	20 to 30	80.0	1	10.0
18/03/2024	21:00	0	1	1	4	1	1	0	0	0	0	0	0	0	0	0	0	0	0	0	0	8	27.1	35	20 to 30	62.5	1	12.5
18/03/2024	22:00	0	0	0	1	1	0	0	0	0	0	0	0	0	0	0	0	0	0	0	0	2	29.5	35	25 to 35	100.0	*	*
18/03/2024	23:00	0	0	0	1	0	2	0	0	0	0	0	0	0	0	0	0	0	0	0	0	3	34	40	30 to 40	66.7	2	66.7
24 Hr Summary		10	27	147	191	53	14	0	0	0	0	0	0	0	0	0	0	0	0	0	0	442	25.6	30.1	20 to 30	76.5	14	3.2

Incoming Histogram

2024 April Vicarage Road

from Wed-Mar-13-2024-02-00-PM to Mon-Apr-29-2024-11-59-AM

Date	Starting Hr:min	<15	15 to <20	20 to <25	25 to <30	30 to <35	35 to <40	40 to <45	45 to <50	50 to <55	55 to <60	60 to <65	65 to <70	70 to <75	75 to <80	80 to <85	85 to <90	90 to <95	95 to <100	100 to >105	Total Counts	Avg Speed (MPH)	85pet Speed	10MPH Pace	% in pace	# of Speeders	% Speeders	
19/03/2024	00:00	0	0	1	0	0	0	0	0	0	0	0	0	0	0	0	0	0	0	0	0	1	22	25	15 to 25	100.0	*	*
19/03/2024	01:00	0	0	0	0	0	0	0	0	0	0	0	0	0	0	0	0	0	0	0	0	0	0	0	*	*	*	*
19/03/2024	02:00	0	0	0	0	0	0	0	0	0	0	0	0	0	0	0	0	0	0	0	0	0	0	0	*	*	*	*
19/03/2024	03:00	0	0	0	0	0	0	0	0	0	0	0	0	0	0	0	0	0	0	0	0	0	0	0	*	*	*	*
19/03/2024	04:00	0	0	0	0	0	0	0	0	0	0	0	0	0	0	0	0	0	0	0	0	0	0	0	*	*	*	*
19/03/2024	05:00	0	0	0	0	0	0	0	0	0	0	0	0	0	0	0	0	0	0	0	0	0	0	0	*	*	*	*
19/03/2024	06:00	1	0	3	2	1	0	0	0	0	0	0	0	0	0	0	0	0	0	0	0	7	22.7	30	20 to 30	71.4	*	*
19/03/2024	07:00	0	2	7	8	2	0	0	0	0	0	0	0	0	0	0	0	0	0	0	0	19	25	29.4	20 to 30	78.9	*	*
19/03/2024	08:00	0	1	21	24	9	2	0	0	0	0	0	0	0	0	0	0	0	0	0	0	57	26.6	31.1	20 to 30	78.9	2	3.5
19/03/2024	09:00	2	3	6	10	4	0	0	0	0	0	0	0	0	0	0	0	0	0	0	0	25	24.6	30	20 to 30	64.0	*	*
19/03/2024	10:00	2	3	14	14	4	1	0	0	0	0	0	0	0	0	0	0	0	0	0	0	38	24.7	29.6	20 to 30	73.7	1	2.6
19/03/2024	11:00	3	2	12	11	2	0	0	0	0	0	0	0	0	0	0	0	0	0	0	0	30	23.1	29.1	20 to 30	76.7	*	*
19/03/2024	12:00	1	4	4	15	2	0	0	0	0	0	0	0	0	0	0	0	0	0	0	0	26	24.8	29.3	20 to 30	73.1	*	*
19/03/2024	13:00	0	2	10	20	1	0	0	0	0	0	0	0	0	0	0	0	0	0	0	0	33	25.5	29	20 to 30	90.9	*	*
19/03/2024	14:00	1	5	10	16	3	3	0	0	0	0	0	0	0	0	0	0	0	0	0	0	38	25.4	30	20 to 30	68.4	3	7.9
19/03/2024	15:00	1	4	22	17	7	3	0	0	0	0	0	0	0	0	0	0	0	0	0	0	54	25.6	31.4	20 to 30	72.2	3	5.6
19/03/2024	16:00	1	4	14	26	10	0	1	0	0	0	0	0	0	0	0	0	0	0	0	0	56	26.3	31.5	20 to 30	71.4	1	1.8
19/03/2024	17:00	0	1	15	27	6	5	0	0	0	0	0	0	0	0	0	0	0	0	0	0	54	27.4	32.5	20 to 30	77.8	5	9.3
19/03/2024	18:00	2	10	19	14	6	0	0	0	0	0	0	0	0	0	0	0	0	0	0	0	51	23.6	29.3	20 to 30	64.7	*	*
19/03/2024	19:00	1	9	6	14	3	0	0	0	0	0	0	0	0	0	0	0	0	0	0	0	33	23.8	29.3	20 to 30	60.6	*	*
19/03/2024	20:00	0	0	3	5	2	0	0	0	0	0	0	0	0	0	0	0	0	0	0	0	10	26.9	30	20 to 30	80.0	*	*
19/03/2024	21:00	0	2	1	3	1	0	0	0	0	0	0	0	0	0	0	0	0	0	0	0	7	24.3	30	20 to 30	57.1	*	*
19/03/2024	22:00	0	0	3	4	0	1	0	0	0	0	0	0	0	0	0	0	0	0	0	0	8	26.6	30	20 to 30	87.5	1	12.5
19/03/2024	23:00	0	0	0	2	0	0	0	0	0	0	0	0	0	0	0	0	0	0	0	0	2	27.5	30	20 to 30	100.0	*	*
24 Hr Summary		15	52	171	232	63	15	1	0	0	0	0	0	0	0	0	0	0	0	0	549	25.3	29.9	20 to 30	73.4	16	2.9	

Incoming Histogram

2024 April Vicarage Road

from Wed-Mar-13-2024-02-00-PM to Mon-Apr-29-2024-11-59-AM

Date	Starting Hr:min	<15	15 to <20	20 to <25	25 to <30	30 to <35	35 to <40	40 to <45	45 to <50	50 to <55	55 to <60	60 to <65	65 to <70	70 to <75	75 to <80	80 to <85	85 to <90	90 to <95	95 to <100	100 to >105	Total Counts	Avg Speed (MPH)	85pet Speed	10MPH Pace	% in pace	# of Speeders	% Speeders	
20/03/2024	00:00	0	0	0	1	0	0	0	0	0	0	0	0	0	0	0	0	0	0	0	0	1	27	30	20 to 30	100.0	*	*
20/03/2024	01:00	0	0	0	0	0	0	0	0	0	0	0	0	0	0	0	0	0	0	0	0	0	0	0	*	*	*	*
20/03/2024	02:00	0	0	0	0	0	0	0	0	0	0	0	0	0	0	0	0	0	0	0	0	0	0	*	*	*	*	
20/03/2024	03:00	0	0	0	1	0	0	0	0	0	0	0	0	0	0	0	0	0	0	0	0	1	27	30	20 to 30	100.0	*	*
20/03/2024	04:00	0	0	0	0	0	0	0	0	0	0	0	0	0	0	0	0	0	0	0	0	0	0	*	*	*	*	
20/03/2024	05:00	0	1	0	0	1	0	0	0	0	0	0	0	0	0	0	0	0	0	0	0	2	24.5	35	10 to 20	50.0	*	*
20/03/2024	06:00	1	0	3	2	2	0	0	0	0	0	0	0	0	0	0	0	0	0	0	0	8	24.8	32.5	20 to 30	62.5	*	*
20/03/2024	07:00	0	1	8	12	1	1	0	0	0	0	0	0	0	0	0	0	0	0	0	0	23	25.8	29.6	20 to 30	87.0	1	4.3
20/03/2024	08:00	1	4	14	21	9	0	0	0	0	0	0	0	0	0	0	0	0	0	0	0	49	25.8	31.1	20 to 30	71.4	*	*
20/03/2024	09:00	4	6	10	11	3	1	0	0	0	0	0	0	0	0	0	0	0	0	0	0	35	23.2	29.5	20 to 30	60.0	1	2.9
20/03/2024	10:00	0	6	17	11	3	1	0	0	0	0	0	0	0	0	0	0	0	0	0	0	38	24.2	29.1	20 to 30	73.7	1	2.6
20/03/2024	11:00	2	1	12	9	1	0	0	0	0	0	0	0	0	0	0	0	0	0	0	0	25	23.4	28.3	20 to 30	84.0	*	*
20/03/2024	12:00	0	0	7	13	8	2	0	0	0	0	0	0	0	0	0	0	0	0	0	0	30	28.2	33.8	25 to 35	70.0	2	6.7
20/03/2024	13:00	0	1	7	9	5	1	0	0	0	0	0	0	0	0	0	0	0	0	0	0	23	26.9	33	20 to 30	69.6	1	4.3
20/03/2024	14:00	0	4	13	18	3	0	0	0	0	0	0	0	0	0	0	0	0	0	0	0	38	25.1	29.2	20 to 30	81.6	*	*
20/03/2024	15:00	2	3	18	20	3	0	0	0	0	0	0	0	0	0	0	0	0	0	0	0	46	24.5	29	20 to 30	82.6	*	*
20/03/2024	16:00	2	5	11	23	6	1	0	0	0	0	0	0	0	0	0	0	0	0	0	0	48	25.4	30	20 to 30	70.8	1	2.1
20/03/2024	17:00	0	4	18	20	4	1	0	0	0	0	0	0	0	0	0	0	0	0	0	0	47	25.3	29.5	20 to 30	80.9	1	2.1
20/03/2024	18:00	2	7	12	18	2	0	0	0	0	0	0	0	0	0	0	0	0	0	0	0	41	23.8	28.9	20 to 30	73.2	*	*
20/03/2024	19:00	1	4	15	8	2	0	0	0	0	0	0	0	0	0	0	0	0	0	0	0	30	23.2	28.8	20 to 30	76.7	*	*
20/03/2024	20:00	1	0	2	3	1	0	0	0	0	0	0	0	0	0	0	0	0	0	0	0	7	24.4	30	20 to 30	71.4	*	*
20/03/2024	21:00	0	0	0	5	2	0	0	0	0	0	0	0	0	0	0	0	0	0	0	0	7	28.6	32.5	25 to 35	100.0	*	*
20/03/2024	22:00	0	0	4	1	0	0	0	0	0	0	0	0	0	0	0	0	0	0	0	0	5	23.2	25	20 to 30	100.0	*	*
20/03/2024	23:00	0	0	1	3	2	0	0	0	0	0	0	0	0	0	0	0	0	0	0	0	6	28	32.5	25 to 35	83.3	*	*
24 Hr Summary		16	47	172	209	58	8	0	0	0	0	0	0	0	0	0	0	0	0	0	0	510	25	29.8	20 to 30	74.7	8	1.6

Incoming Histogram

2024 April Vicarage Road

from Wed-Mar-13-2024-02-00-PM to Mon-Apr-29-2024-11-59-AM

Date	Starting Hr:min	<15	15 to <20	20 to <25	25 to <30	30 to <35	35 to <40	40 to <45	45 to <50	50 to <55	55 to <60	60 to <65	65 to <70	70 to <75	75 to <80	80 to <85	85 to <90	90 to <95	95 to <100	100 to >105	Total Counts	Avg Speed (MPH)	85pet Speed	10MPH Pace	% in pace	# of Speeders	% Speeders	
21/03/2024	00:00	0	0	1	0	0	0	0	0	0	0	0	0	0	0	0	0	0	0	0	0	1	22	25	15 to 25	100.0	*	*
21/03/2024	01:00	0	0	0	0	0	0	0	0	0	0	0	0	0	0	0	0	0	0	0	0	0	0	0	*	*	*	*
21/03/2024	02:00	0	0	0	0	0	1	0	0	0	0	0	0	0	0	0	0	0	0	0	0	1	37	40	30 to 40	100.0	1	100.0
21/03/2024	03:00	0	0	0	1	0	0	0	0	0	0	0	0	0	0	0	0	0	0	0	0	1	27	30	20 to 30	100.0	*	*
21/03/2024	04:00	0	0	0	0	0	0	0	0	0	0	0	0	0	0	0	0	0	0	0	0	0	0	0	*	*	*	*
21/03/2024	05:00	0	0	0	0	0	0	0	0	0	0	0	0	0	0	0	0	0	0	0	0	0	0	0	*	*	*	*
21/03/2024	06:00	0	0	3	1	1	0	0	0	0	0	0	0	0	0	0	0	0	0	0	0	5	25.2	30	20 to 30	80.0	*	*
21/03/2024	07:00	1	1	5	7	2	0	0	0	0	0	0	0	0	0	0	0	0	0	0	0	16	24.4	30	20 to 30	75.0	*	*
21/03/2024	08:00	2	2	11	17	11	1	0	0	0	0	0	0	0	0	0	0	0	0	0	0	44	26.5	32.3	20 to 30	63.6	1	2.3
21/03/2024	09:00	3	5	15	19	4	1	0	0	0	0	0	0	0	0	0	0	0	0	0	0	47	24.4	29.5	20 to 30	72.3	1	2.1
21/03/2024	10:00	1	4	10	11	2	0	0	0	0	0	0	0	0	0	0	0	0	0	0	0	28	23.8	29.1	20 to 30	75.0	*	*
21/03/2024	11:00	1	2	12	14	3	0	0	0	0	0	0	0	0	0	0	0	0	0	0	0	32	24.9	29.3	20 to 30	81.3	*	*
21/03/2024	12:00	2	1	9	8	4	0	0	0	0	0	0	0	0	0	0	0	0	0	0	0	24	24.3	30	20 to 30	70.8	*	*
21/03/2024	13:00	1	2	13	8	3	0	1	0	0	0	0	0	0	0	0	0	0	0	0	0	28	24.8	30	20 to 30	75.0	1	3.6
21/03/2024	14:00	0	6	6	17	2	1	0	0	0	0	0	0	0	0	0	0	0	0	0	0	32	25.2	29.4	20 to 30	71.9	1	3.1
21/03/2024	15:00	0	4	27	26	10	0	0	0	0	0	0	0	0	0	0	0	0	0	0	0	67	25.6	30	20 to 30	79.1	*	*
21/03/2024	16:00	0	4	18	20	5	1	0	0	0	0	0	0	0	0	0	0	0	0	0	0	48	25.5	29.8	20 to 30	79.2	1	2.1
21/03/2024	17:00	0	6	16	20	10	0	0	0	0	0	0	0	0	0	0	0	0	0	0	0	52	25.7	31	20 to 30	69.2	*	*
21/03/2024	18:00	1	3	16	13	2	0	0	0	0	0	0	0	0	0	0	0	0	0	0	0	35	24.1	28.8	20 to 30	82.9	*	*
21/03/2024	19:00	0	1	14	8	2	0	0	0	0	0	0	0	0	0	0	0	0	0	0	0	25	24.6	28.8	20 to 30	88.0	*	*
21/03/2024	20:00	0	0	7	8	3	0	0	0	0	0	0	0	0	0	0	0	0	0	0	0	18	26.3	30	20 to 30	83.3	*	*
21/03/2024	21:00	0	1	1	1	1	0	0	0	0	0	0	0	0	0	0	0	0	0	0	0	4	24.5	30	15 to 25	50.0	*	*
21/03/2024	22:00	1	0	6	2	0	0	0	0	0	0	0	0	0	0	0	0	0	0	0	0	9	22.3	27.5	20 to 30	88.9	*	*
21/03/2024	23:00	0	0	1	1	1	0	0	0	0	0	0	0	0	0	0	0	0	0	0	0	3	27	35	20 to 30	66.7	*	*
24 Hr Summary		13	42	191	202	66	5	1	0	0	0	0	0	0	0	0	0	0	0	0	520	25.1	29.9	20 to 30	75.6	6	1.2	

Incoming Histogram

2024 April Vicarage Road

from Wed-Mar-13-2024-02-00-PM to Mon-Apr-29-2024-11-59-AM

Date	Starting Hr:min	<15	15 to <20	20 to <25	25 to <30	30 to <35	35 to <40	40 to <45	45 to <50	50 to <55	55 to <60	60 to <65	65 to <70	70 to <75	75 to <80	80 to <85	85 to <90	90 to <95	95 to <100	100 to >105	Total Counts	Avg Speed (MPH)	85pet Speed	10MPH Pace	% in pace	# of Speeders	% Speeders	
22/03/2024	00:00	0	0	1	1	1	0	0	0	0	0	0	0	0	0	0	0	0	0	0	0	3	27	35	20 to 30	66.7	*	*
22/03/2024	01:00	0	0	0	0	0	0	0	0	0	0	0	0	0	0	0	0	0	0	0	0	0	0	0	*	*	*	*
22/03/2024	02:00	0	0	0	0	0	0	0	0	0	0	0	0	0	0	0	0	0	0	0	0	0	0	*	*	*	*	
22/03/2024	03:00	0	0	0	1	0	0	0	0	0	0	0	0	0	0	0	0	0	0	0	0	1	27	30	20 to 30	100.0	*	*
22/03/2024	04:00	0	0	0	0	0	0	0	0	0	0	0	0	0	0	0	0	0	0	0	0	0	0	*	*	*	*	
22/03/2024	05:00	0	0	0	1	0	0	0	0	0	0	0	0	0	0	0	0	0	0	0	0	1	27	30	20 to 30	100.0	*	*
22/03/2024	06:00	0	0	0	1	0	0	0	0	0	0	0	0	0	0	0	0	0	0	0	0	1	27	30	20 to 30	100.0	*	*
22/03/2024	07:00	0	0	6	7	3	0	0	0	0	0	0	0	0	0	0	0	0	0	0	0	16	26.4	31.7	20 to 30	81.3	*	*
22/03/2024	08:00	1	7	22	18	3	0	0	0	0	0	0	0	0	0	0	0	0	0	0	51	23.9	28.6	20 to 30	78.4	*	*	
22/03/2024	09:00	0	1	12	10	2	0	0	0	0	0	0	0	0	0	0	0	0	0	0	25	25	29	20 to 30	88.0	*	*	
22/03/2024	10:00	0	5	13	7	3	0	0	0	0	0	0	0	0	0	0	0	0	0	0	28	23.8	29.3	20 to 30	71.4	*	*	
22/03/2024	11:00	6	7	12	16	2	0	0	0	0	0	0	0	0	0	0	0	0	0	0	43	22.5	28.8	20 to 30	65.1	*	*	
22/03/2024	12:00	0	5	9	21	3	0	0	0	0	0	0	0	0	0	0	0	0	0	0	38	25.3	29.3	20 to 30	78.9	*	*	
22/03/2024	13:00	2	0	11	17	1	1	0	0	0	0	0	0	0	0	0	0	0	0	0	32	25	29.1	20 to 30	87.5	1	3.1	
22/03/2024	14:00	1	5	10	21	4	0	0	0	0	0	0	0	0	0	0	0	0	0	0	41	25.1	29.5	20 to 30	75.6	*	*	
22/03/2024	15:00	1	10	20	28	9	1	0	0	0	0	0	0	0	0	0	0	0	0	0	69	25.1	30	20 to 30	69.6	1	1.4	
22/03/2024	16:00	1	5	21	23	3	1	1	0	0	0	0	0	0	0	0	0	0	0	0	55	25	29.3	20 to 30	80.0	2	3.6	
22/03/2024	17:00	2	2	19	20	5	1	0	0	0	0	0	0	0	0	0	0	0	0	0	49	25.2	29.8	20 to 30	79.6	1	2.0	
22/03/2024	18:00	2	5	22	20	5	1	0	0	0	0	0	0	0	0	0	0	0	0	0	55	24.6	29.5	20 to 30	76.4	1	1.8	
22/03/2024	19:00	0	5	15	8	2	0	0	0	0	0	0	0	0	0	0	0	0	0	0	30	23.6	28.8	20 to 30	76.7	*	*	
22/03/2024	20:00	0	1	4	7	1	0	0	0	0	0	0	0	0	0	0	0	0	0	0	13	25.4	29.3	20 to 30	84.6	*	*	
22/03/2024	21:00	0	0	4	8	0	0	0	0	0	0	0	0	0	0	0	0	0	0	0	12	25.7	28.8	20 to 30	100.0	*	*	
22/03/2024	22:00	1	0	6	1	1	0	0	0	0	0	0	0	0	0	0	0	0	0	0	9	22.7	30	20 to 30	77.8	*	*	
22/03/2024	23:00	0	2	3	1	0	2	0	0	0	0	0	0	0	0	0	0	0	0	0	8	25.4	37.5	15 to 25	62.5	2	25.0	
24 Hr Summary		17	60	210	237	48	7	1	0	0	0	0	0	0	0	0	0	0	0	0	580	24.7	29.3	20 to 30	77.1	8	1.4	

Incoming Histogram

2024 April Vicarage Road

from Wed-Mar-13-2024-02-00-PM to Mon-Apr-29-2024-11-59-AM

Date	Starting Hr:min	<15	15 to <20	20 to <25	25 to <30	30 to <35	35 to <40	40 to <45	45 to <50	50 to <55	55 to <60	60 to <65	65 to <70	70 to <75	75 to <80	80 to <85	85 to <90	90 to <95	95 to <100	100 to >105	Total Counts	Avg Speed (MPH)	85pet Speed	10MPH Pace	% in pace	# of Speeders	% Speeders	
23/03/2024	00:00	0	0	1	0	0	0	0	0	0	0	0	0	0	0	0	0	0	0	0	0	1	22	25	15 to 25	100.0	*	*
23/03/2024	01:00	0	0	0	2	0	0	0	0	0	0	0	0	0	0	0	0	0	0	0	0	2	27	30	20 to 30	100.0	*	*
23/03/2024	02:00	0	0	0	0	0	0	0	0	0	0	0	0	0	0	0	0	0	0	0	0	0	0	0	*	*	*	*
23/03/2024	03:00	0	0	0	0	0	0	0	0	0	0	0	0	0	0	0	0	0	0	0	0	0	0	0	*	*	*	*
23/03/2024	04:00	0	0	0	0	0	0	0	0	0	0	0	0	0	0	0	0	0	0	0	0	0	0	0	*	*	*	*
23/03/2024	05:00	0	0	0	0	0	1	0	0	0	0	0	0	0	0	0	0	0	0	0	0	1	37	40	30 to 40	100.0	1	100.0
23/03/2024	06:00	0	0	2	0	0	0	0	0	0	0	0	0	0	0	0	0	0	0	0	0	2	22.5	25	15 to 25	100.0	*	*
23/03/2024	07:00	0	0	2	5	4	0	0	0	0	0	0	0	0	0	0	0	0	0	0	0	11	28.2	32.5	25 to 35	81.8	*	*
23/03/2024	08:00	0	1	5	7	1	0	0	0	0	0	0	0	0	0	0	0	0	0	0	0	14	25.2	29.3	20 to 30	85.7	*	*
23/03/2024	09:00	0	4	7	14	6	1	0	0	0	0	0	0	0	0	0	0	0	0	0	0	32	26.3	31.7	20 to 30	65.6	1	3.1
23/03/2024	10:00	3	7	15	17	6	0	0	0	0	0	0	0	0	0	0	0	0	0	0	0	48	24.1	29.7	20 to 30	66.7	*	*
23/03/2024	11:00	4	1	17	13	5	0	0	0	0	0	0	0	0	0	0	0	0	0	0	0	40	24.1	29.6	20 to 30	75.0	*	*
23/03/2024	12:00	3	2	11	13	1	0	0	0	0	0	0	0	0	0	0	0	0	0	0	0	30	23.5	28.8	20 to 30	80.0	*	*
23/03/2024	13:00	1	2	8	15	6	0	0	0	0	0	0	0	0	0	0	0	0	0	0	0	32	26	30.8	20 to 30	71.9	*	*
23/03/2024	14:00	1	9	12	20	2	0	0	0	0	0	0	0	0	0	0	0	0	0	0	0	44	23.9	28.8	20 to 30	72.7	*	*
23/03/2024	15:00	1	6	11	14	5	0	0	0	0	0	0	0	0	0	0	0	0	0	0	0	37	24.6	29.6	20 to 30	67.6	*	*
23/03/2024	16:00	0	3	4	12	8	0	1	0	0	0	0	0	0	0	0	0	0	0	0	0	28	27.5	33.1	25 to 35	71.4	1	3.6
23/03/2024	17:00	0	1	7	18	2	0	0	0	0	0	0	0	0	0	0	0	0	0	0	0	28	26.1	29.4	20 to 30	89.3	*	*
23/03/2024	18:00	0	2	9	11	1	3	0	0	1	0	0	0	0	0	0	0	0	0	0	0	27	27.1	35	20 to 30	74.1	4	14.8
23/03/2024	19:00	1	0	8	6	2	1	0	0	0	0	0	0	0	0	0	0	0	0	0	0	18	25.4	30	20 to 30	77.8	1	5.6
23/03/2024	20:00	1	1	1	3	2	0	0	0	0	0	0	0	0	0	0	0	0	0	0	0	8	24.8	32.5	25 to 35	62.5	*	*
23/03/2024	21:00	1	1	3	2	4	0	0	0	0	0	0	0	0	0	0	0	0	0	0	0	11	25.4	32.5	25 to 35	54.5	*	*
23/03/2024	22:00	1	3	0	4	1	0	0	0	0	0	0	0	0	0	0	0	0	0	0	0	9	22.7	30	25 to 35	55.6	*	*
23/03/2024	23:00	0	2	2	0	0	0	0	0	0	0	0	0	0	0	0	0	0	0	0	0	4	20	22.5	15 to 25	100.0	*	*
24 Hr Summary		17	45	125	176	56	6	1	0	1	0	0	0	0	0	0	0	0	0	0	0	427	25.1	30	20 to 30	70.5	8	1.9

Incoming Histogram

2024 April Vicarage Road

from Wed-Mar-13-2024-02-00-PM to Mon-Apr-29-2024-11-59-AM

Date	Starting Hr:min	<15	15 to <20	20 to <25	25 to <30	30 to <35	35 to <40	40 to <45	45 to <50	50 to <55	55 to <60	60 to <65	65 to <70	70 to <75	75 to <80	80 to <85	85 to <90	90 to <95	95 to <100	100 to >105	Total Counts	Avg Speed (MPH)	85pet Speed	10MPH Pace	% in pace	# of Speeders	% Speeders	
24/03/2024	00:00	0	2	0	1	0	0	0	0	0	0	0	0	0	0	0	0	0	0	0	0	3	20.3	30	10 to 20	66.7	*	*
24/03/2024	01:00	0	1	0	0	0	0	0	0	0	0	0	0	0	0	0	0	0	0	0	0	1	17	20	10 to 20	100.0	*	*
24/03/2024	02:00	0	0	1	0	0	1	0	0	0	0	0	0	0	0	0	0	0	0	0	0	2	29.5	40	15 to 25	50.0	1	50.0
24/03/2024	03:00	0	0	0	0	0	0	0	0	0	0	0	0	0	0	0	0	0	0	0	0	0	0	0	*	*	*	*
24/03/2024	04:00	0	0	0	0	0	0	0	0	0	0	0	0	0	0	0	0	0	0	0	0	0	0	0	*	*	*	*
24/03/2024	05:00	0	0	2	1	0	0	0	0	0	0	0	0	0	0	0	0	0	0	0	0	3	24	30	20 to 30	100.0	*	*
24/03/2024	06:00	0	0	0	0	0	0	0	0	0	0	0	0	0	0	0	0	0	0	0	0	0	0	0	*	*	*	*
24/03/2024	07:00	0	0	0	3	0	0	0	0	0	0	0	0	0	0	0	0	0	0	0	0	3	27	30	20 to 30	100.0	*	*
24/03/2024	08:00	2	1	4	6	1	0	0	0	0	0	0	0	0	0	0	0	0	0	0	0	14	23.4	29.2	20 to 30	71.4	*	*
24/03/2024	09:00	0	2	6	13	1	0	0	0	0	0	0	0	0	0	0	0	0	0	0	0	22	25.4	29.2	20 to 30	86.4	*	*
24/03/2024	10:00	1	4	8	15	3	1	0	0	0	0	0	0	0	0	0	0	0	0	0	0	32	25.1	29.7	20 to 30	71.9	1	3.1
24/03/2024	11:00	0	3	7	7	2	1	0	0	0	0	0	0	0	0	0	0	0	0	0	0	20	25.1	30	20 to 30	70.0	1	5.0
24/03/2024	12:00	0	1	14	20	5	0	0	0	0	0	0	0	0	0	0	0	0	0	0	0	40	26	29.8	20 to 30	85.0	*	*
24/03/2024	13:00	2	5	18	14	1	0	0	0	0	0	0	0	0	0	0	0	0	0	0	0	40	23.3	28.2	20 to 30	80.0	*	*
24/03/2024	14:00	2	5	9	26	0	0	0	0	0	0	0	0	0	0	0	0	0	0	0	0	42	24.4	28.8	20 to 30	83.3	*	*
24/03/2024	15:00	0	1	11	6	3	0	0	0	0	0	0	0	0	0	0	0	0	0	0	0	21	25	30	20 to 30	81.0	*	*
24/03/2024	16:00	0	2	13	16	3	1	0	0	0	0	0	0	0	0	0	0	0	0	0	0	35	25.7	29.7	20 to 30	82.9	1	2.9
24/03/2024	17:00	1	2	11	10	3	1	0	0	0	0	0	0	0	0	0	0	0	0	0	0	28	25.1	30	20 to 30	75.0	1	3.6
24/03/2024	18:00	5	1	8	17	2	1	0	0	0	0	0	0	0	0	0	0	0	0	0	0	34	24.3	29.4	20 to 30	73.5	1	2.9
24/03/2024	19:00	1	2	9	5	3	0	0	0	0	0	0	0	0	0	0	0	0	0	0	0	20	24.1	30	20 to 30	70.0	*	*
24/03/2024	20:00	0	0	4	3	0	0	0	0	0	0	0	0	0	0	0	0	0	0	0	0	7	24.3	28.3	20 to 30	100.0	*	*
24/03/2024	21:00	0	0	1	5	1	0	0	0	0	0	0	0	0	0	0	0	0	0	0	0	7	27.3	30	20 to 30	85.7	*	*
24/03/2024	22:00	0	1	0	3	2	0	0	0	0	0	0	0	0	0	0	0	0	0	0	0	6	27.2	32.5	25 to 35	83.3	*	*
24/03/2024	23:00	0	0	0	1	0	0	0	0	0	0	0	0	0	0	0	0	0	0	0	0	1	27	30	20 to 30	100.0	*	*
24 Hr Summary		14	33	126	172	30	6	0	0	0	0	0	0	0	0	0	0	0	0	0	0	381	24.8	29.4	20 to 30	78.2	6	1.6

Incoming Histogram

2024 April Vicarage Road

from Wed-Mar-13-2024-02-00-PM to Mon-Apr-29-2024-11-59-AM

Date	Starting Hr:min	<15	15 to <20	20 to <25	25 to <30	30 to <35	35 to <40	40 to <45	45 to <50	50 to <55	55 to <60	60 to <65	65 to <70	70 to <75	75 to <80	80 to <85	85 to <90	90 to <95	95 to <100	100 to >105	Total Counts	Avg Speed (MPH)	85pet Speed	10MPH Pace	% in pace	# of Speeders	% Speeders	
25/03/2024	00:00	0	0	1	0	1	0	0	0	0	0	0	0	0	0	0	0	0	0	0	0	2	27	35	15 to 25	50.0	*	*
25/03/2024	01:00	0	0	0	0	0	0	0	0	0	0	0	0	0	0	0	0	0	0	0	0	0	0	0	*	*	*	*
25/03/2024	02:00	0	0	1	0	0	0	0	0	0	0	0	0	0	0	0	0	0	0	0	0	1	22	25	15 to 25	100.0	*	*
25/03/2024	03:00	0	0	0	0	0	0	0	0	0	0	0	0	0	0	0	0	0	0	0	0	0	0	0	*	*	*	*
25/03/2024	04:00	0	0	0	0	1	0	0	0	0	0	0	0	0	0	0	0	0	0	0	0	1	32	35	25 to 35	100.0	*	*
25/03/2024	05:00	0	0	0	0	0	0	0	0	0	0	0	0	0	0	0	0	0	0	0	0	0	0	0	*	*	*	*
25/03/2024	06:00	0	0	1	2	0	0	0	0	0	0	0	0	0	0	0	0	0	0	0	0	3	25.7	30	20 to 30	100.0	*	*
25/03/2024	07:00	0	0	12	9	5	0	0	0	0	0	0	0	0	0	0	0	0	0	0	0	26	26	31	20 to 30	80.8	*	*
25/03/2024	08:00	1	5	24	23	11	0	0	0	0	0	0	0	0	0	0	0	0	0	0	0	64	25.4	30.5	20 to 30	73.4	*	*
25/03/2024	09:00	1	9	23	17	8	0	0	0	0	0	0	0	0	0	0	0	0	0	0	0	58	24.3	29.7	20 to 30	69.0	*	*
25/03/2024	10:00	0	3	13	5	2	1	0	0	0	0	0	0	0	0	0	0	0	0	0	0	24	24.3	29	20 to 30	75.0	1	4.2
25/03/2024	11:00	3	0	15	9	0	1	0	0	0	0	0	0	0	0	0	0	0	0	0	0	28	23.5	28.3	20 to 30	85.7	1	3.6
25/03/2024	12:00	3	3	14	11	3	0	0	0	0	0	0	0	0	0	0	0	0	0	0	0	34	23.5	29.1	20 to 30	73.5	*	*
25/03/2024	13:00	1	3	13	16	4	0	0	0	0	0	0	0	0	0	0	0	0	0	0	0	37	24.9	29.4	20 to 30	78.4	*	*
25/03/2024	14:00	0	8	11	13	1	0	0	0	0	0	0	0	0	0	0	0	0	0	0	0	33	23.5	28.5	20 to 30	72.7	*	*
25/03/2024	15:00	3	6	29	15	8	0	0	0	0	0	0	0	0	0	0	0	0	0	0	0	61	24	29.7	20 to 30	72.1	*	*
25/03/2024	16:00	0	9	18	14	7	0	0	0	0	0	0	0	0	0	0	0	0	0	0	0	48	24.4	30	20 to 30	66.7	*	*
25/03/2024	17:00	3	8	11	20	7	0	0	0	0	0	0	0	0	0	0	0	0	0	0	0	49	24.4	30	20 to 30	63.3	*	*
25/03/2024	18:00	1	1	14	13	6	0	0	0	0	0	0	0	0	0	0	0	0	0	0	0	35	25.5	30.8	20 to 30	77.1	*	*
25/03/2024	19:00	1	1	12	7	3	0	0	0	0	0	0	0	0	0	0	0	0	0	0	0	24	24.5	29.3	20 to 30	79.2	*	*
25/03/2024	20:00	0	1	3	7	1	0	0	0	0	0	0	0	0	0	0	0	0	0	0	0	12	25.7	29.3	20 to 30	83.3	*	*
25/03/2024	21:00	1	1	2	3	1	2	0	0	0	0	0	0	0	0	0	0	0	0	0	0	10	26.2	35	20 to 30	50.0	2	20.0
25/03/2024	22:00	0	1	1	1	0	0	0	0	0	0	0	0	0	0	0	0	0	0	0	0	3	22	30	15 to 25	66.7	*	*
25/03/2024	23:00	0	0	1	0	2	0	1	1	0	0	0	0	0	0	0	0	0	0	0	0	5	35	45	25 to 35	40.0	2	40.0
24 Hr Summary		18	59	219	185	71	4	1	1	0	0	0	0	0	0	0	0	0	0	0	558	24.7	29.8	20 to 30	72.4	6	1.1	

Incoming Histogram

2024 April Vicarage Road

from Wed-Mar-13-2024-02-00-PM to Mon-Apr-29-2024-11-59-AM

Date	Starting Hr:min	<15	15 to <20	20 to <25	25 to <30	30 to <35	35 to <40	40 to <45	45 to <50	50 to <55	55 to <60	60 to <65	65 to <70	70 to <75	75 to <80	80 to <85	85 to <90	90 to <95	95 to <100	100 to >105	Total Counts	Avg Speed (MPH)	85pet Speed	10MPH Pace	% in pace	# of Speeders	% Speeders	
26/03/2024	00:00	0	0	0	1	0	0	0	0	0	0	0	0	0	0	0	0	0	0	0	0	1	27	30	20 to 30	100.0	*	*
26/03/2024	01:00	0	0	0	0	1	0	0	0	0	0	0	0	0	0	0	0	0	0	0	0	1	32	35	25 to 35	100.0	*	*
26/03/2024	02:00	0	0	0	0	0	0	0	0	0	0	0	0	0	0	0	0	0	0	0	0	0	0	0	*	*	*	*
26/03/2024	03:00	0	0	0	0	0	0	0	0	0	0	0	0	0	0	0	0	0	0	0	0	0	0	0	*	*	*	*
26/03/2024	04:00	0	0	0	0	0	0	0	0	0	0	0	0	0	0	0	0	0	0	0	0	0	0	0	*	*	*	*
26/03/2024	05:00	0	0	0	0	0	0	0	0	0	0	0	0	0	0	0	0	0	0	0	0	0	0	0	*	*	*	*
26/03/2024	06:00	0	0	2	1	1	0	0	0	0	0	0	0	0	0	0	0	0	0	0	0	4	26	30	20 to 30	75.0	*	*
26/03/2024	07:00	0	2	5	12	4	1	0	0	0	0	0	0	0	0	0	0	0	0	0	0	24	26.8	31.2	20 to 30	70.8	1	4.2
26/03/2024	08:00	0	2	14	27	5	1	0	0	0	0	0	0	0	0	0	0	0	0	0	0	49	26.3	29.8	20 to 30	83.7	1	2.0
26/03/2024	09:00	3	6	8	20	3	1	0	0	0	0	0	0	0	0	0	0	0	0	0	0	41	24.4	29.5	20 to 30	68.3	1	2.4
26/03/2024	10:00	3	1	9	14	5	0	0	0	0	0	0	0	0	0	0	0	0	0	0	0	32	24.8	30	20 to 30	71.9	*	*
26/03/2024	11:00	2	3	11	16	4	0	0	0	0	0	0	0	0	0	0	0	0	0	0	0	36	24.6	29.7	20 to 30	75.0	*	*
26/03/2024	12:00	1	0	15	9	2	0	0	0	0	0	0	0	0	0	0	0	0	0	0	0	27	24.4	28.9	20 to 30	88.9	*	*
26/03/2024	13:00	0	7	12	15	3	4	0	0	0	0	0	0	0	0	0	0	0	0	0	0	41	25.5	31.7	20 to 30	65.9	4	9.8
26/03/2024	14:00	0	4	16	24	3	0	0	0	0	0	0	0	0	0	0	0	0	0	0	0	47	25.2	29.2	20 to 30	85.1	*	*
26/03/2024	15:00	1	4	19	21	7	1	0	0	0	0	0	0	0	0	0	0	0	0	0	0	53	25.4	30	20 to 30	75.5	1	1.9
26/03/2024	16:00	2	9	19	29	5	0	1	0	0	0	0	0	0	0	0	0	0	0	0	0	65	24.7	29.3	20 to 30	73.8	1	1.5
26/03/2024	17:00	0	4	15	21	8	2	0	0	0	0	0	0	0	0	0	0	0	0	0	0	50	26.3	31.2	20 to 30	72.0	2	4.0
26/03/2024	18:00	4	7	12	12	6	0	0	0	0	0	0	0	0	0	0	0	0	0	0	0	41	23.2	30	20 to 30	58.5	*	*
26/03/2024	19:00	0	2	10	8	2	0	0	0	0	0	0	0	0	0	0	0	0	0	0	0	22	24.7	29.4	20 to 30	81.8	*	*
26/03/2024	20:00	1	2	4	5	1	0	0	0	0	0	0	0	0	0	0	0	0	0	0	0	13	23.3	29	20 to 30	69.2	*	*
26/03/2024	21:00	0	0	3	1	0	0	0	0	0	0	0	0	0	0	0	0	0	0	0	0	4	23.5	25	20 to 30	100.0	*	*
26/03/2024	22:00	0	1	2	3	0	0	0	0	0	0	0	0	0	0	0	0	0	0	0	0	6	23.7	28.3	20 to 30	83.3	*	*
26/03/2024	23:00	0	0	0	2	1	0	0	0	0	0	0	0	0	0	0	0	0	0	0	0	3	29	35	25 to 35	100.0	*	*
24 Hr Summary		17	54	176	241	61	10	1	0	0	0	0	0	0	0	0	0	0	0	0	560	25.1	29.8	20 to 30	74.5	11	2.0	

Incoming Histogram

2024 April Vicarage Road

from Wed-Mar-13-2024-02-00-PM to Mon-Apr-29-2024-11-59-AM

Date	Starting Hr:min	<15	15 to <20	20 to <25	25 to <30	30 to <35	35 to <40	40 to <45	45 to <50	50 to <55	55 to <60	60 to <65	65 to <70	70 to <75	75 to <80	80 to <85	85 to <90	90 to <95	95 to <100	100 to >105	Total Counts	Avg Speed (MPH)	85pet Speed	10MPH Pace	% in pace	# of Speeders	% Speeders	
27/03/2024	00:00	0	0	2	2	1	0	0	0	0	0	0	0	0	0	0	0	0	0	0	0	5	26	30	20 to 30	80.0	*	*
27/03/2024	01:00	0	0	0	0	0	0	0	0	0	0	0	0	0	0	0	0	0	0	0	0	0	0	0	*	*	*	*
27/03/2024	02:00	0	0	1	1	0	0	0	0	0	0	0	0	0	0	0	0	0	0	0	0	2	24.5	30	20 to 30	100.0	*	*
27/03/2024	03:00	0	0	0	0	0	0	0	0	0	0	0	0	0	0	0	0	0	0	0	0	0	0	0	*	*	*	*
27/03/2024	04:00	0	0	0	0	0	0	0	0	0	0	0	0	0	0	0	0	0	0	0	0	0	0	0	*	*	*	*
27/03/2024	05:00	0	0	0	2	0	0	0	0	0	0	0	0	0	0	0	0	0	0	0	0	2	27	30	20 to 30	100.0	*	*
27/03/2024	06:00	0	0	3	2	0	0	0	0	0	0	0	0	0	0	0	0	0	0	0	0	5	24.2	27.5	20 to 30	100.0	*	*
27/03/2024	07:00	1	1	7	15	7	1	1	0	0	0	0	0	0	0	0	0	0	0	0	0	33	27.3	32.9	20 to 30	66.7	2	6.1
27/03/2024	08:00	0	3	15	22	4	0	0	0	0	0	0	0	0	0	0	0	0	0	0	0	44	25.5	29.3	20 to 30	84.1	*	*
27/03/2024	09:00	0	4	9	11	4	0	0	0	0	0	0	0	0	0	0	0	0	0	0	0	28	25	30	20 to 30	71.4	*	*
27/03/2024	10:00	0	3	18	13	4	1	0	0	0	0	0	0	0	0	0	0	0	0	0	0	39	25.1	29.6	20 to 30	79.5	1	2.6
27/03/2024	11:00	1	3	7	14	3	0	0	0	0	0	0	0	0	0	0	0	0	0	0	0	28	25	29.6	20 to 30	75.0	*	*
27/03/2024	12:00	0	1	14	11	2	0	0	0	0	0	0	0	0	0	0	0	0	0	0	0	28	24.9	29.1	20 to 30	89.3	*	*
27/03/2024	13:00	1	4	5	15	2	1	0	0	0	0	0	0	0	0	0	0	0	0	0	0	28	25.2	29.7	20 to 30	71.4	1	3.6
27/03/2024	14:00	2	5	14	12	2	0	0	0	0	0	0	0	0	0	0	0	0	0	0	0	35	23.5	28.8	20 to 30	74.3	*	*
27/03/2024	15:00	0	5	13	17	5	1	1	0	0	0	0	0	0	0	0	0	0	0	0	0	42	25.8	31	20 to 30	71.4	2	4.8
27/03/2024	16:00	1	7	18	21	2	1	0	0	0	0	0	0	0	0	0	0	0	0	0	0	50	24.3	28.8	20 to 30	78.0	1	2.0
27/03/2024	17:00	3	3	20	26	8	2	0	0	0	0	0	0	0	0	0	0	0	0	0	0	62	25.5	30.6	20 to 30	74.2	2	3.2
27/03/2024	18:00	0	3	12	18	1	1	0	0	0	0	0	0	0	0	0	0	0	0	0	0	35	25.3	29.2	20 to 30	85.7	1	2.9
27/03/2024	19:00	5	9	14	15	1	0	0	0	0	0	0	0	0	0	0	0	0	0	0	0	44	22	28	20 to 30	65.9	*	*
27/03/2024	20:00	2	0	8	4	1	1	0	0	0	0	0	0	0	0	0	0	0	0	0	0	16	23.9	30	20 to 30	75.0	1	6.3
27/03/2024	21:00	0	1	2	8	2	0	0	0	0	0	0	0	0	0	0	0	0	0	0	0	13	26.5	30	20 to 30	76.9	*	*
27/03/2024	22:00	0	1	3	1	1	0	0	0	0	0	0	0	0	0	0	0	0	0	0	0	6	23.8	30	15 to 25	66.7	*	*
27/03/2024	23:00	0	0	2	0	1	1	0	0	0	0	0	0	0	0	0	0	0	0	0	0	4	28.3	35	15 to 25	50.0	1	25.0
24 Hr Summary		16	53	187	230	51	10	2	0	0	0	0	0	0	0	0	0	0	0	0	549	24.9	29.6	20 to 30	76.0	12	2.2	

Incoming Histogram

2024 April Vicarage Road

from Wed-Mar-13-2024-02-00-PM to Mon-Apr-29-2024-11-59-AM

Date	Starting Hr:min	<15	15 to <20	20 to <25	25 to <30	30 to <35	35 to <40	40 to <45	45 to <50	50 to <55	55 to <60	60 to <65	65 to <70	70 to <75	75 to <80	80 to <85	85 to <90	90 to <95	95 to <100	100 to >105	Total Counts	Avg Speed (MPH)	85pct Speed	10MPH Pace	% in pace	# of Speeders	% Speeders	
28/03/2024	00:00	1	0	1	2	0	0	0	0	0	0	0	0	0	0	0	0	0	0	0	4	21	27.5	20 to 30	75.0	*	*	
28/03/2024	01:00	0	0	0	0	0	0	0	0	0	0	0	0	0	0	0	0	0	0	0	0	0	0	0	*	*	*	*
28/03/2024	02:00	0	0	0	0	0	0	0	0	0	0	0	0	0	0	0	0	0	0	0	0	0	0	*	*	*	*	
28/03/2024	03:00	0	0	0	1	0	0	0	0	0	0	0	0	0	0	0	0	0	0	0	1	27	30	20 to 30	100.0	*	*	
28/03/2024	04:00	0	0	0	0	0	0	0	0	0	0	0	0	0	0	0	0	0	0	0	0	0	0	*	*	*	*	
28/03/2024	05:00	0	0	0	1	0	0	0	0	0	0	0	0	0	0	0	0	0	0	0	1	27	30	20 to 30	100.0	*	*	
28/03/2024	06:00	0	0	3	3	0	0	0	0	0	0	0	0	0	0	0	0	0	0	0	6	24.8	28.3	20 to 30	100.0	*	*	
28/03/2024	07:00	2	2	7	12	1	0	0	0	0	0	0	0	0	0	0	0	0	0	0	24	23.8	28.8	20 to 30	79.2	*	*	
28/03/2024	08:00	0	7	13	21	5	0	0	0	0	0	0	0	0	0	0	0	0	0	0	46	25	29.5	20 to 30	73.9	*	*	
28/03/2024	09:00	2	3	17	16	4	1	0	0	0	0	0	0	0	0	0	0	0	0	0	43	24.6	29.7	20 to 30	76.7	1	2.3	
28/03/2024	10:00	0	1	11	14	4	2	0	0	0	0	0	0	0	0	0	0	0	0	0	32	26.6	31.2	20 to 30	78.1	2	6.3	
28/03/2024	11:00	0	3	17	13	3	1	0	0	0	0	0	0	0	0	0	0	0	0	0	37	24.9	29.2	20 to 30	81.1	1	2.7	
28/03/2024	12:00	0	1	6	16	5	0	0	0	0	0	0	0	0	0	0	0	0	0	0	28	26.8	31	20 to 30	78.6	*	*	
28/03/2024	13:00	1	2	3	10	3	3	0	0	0	0	0	0	0	0	0	0	0	0	0	22	27.1	35	20 to 30	59.1	3	13.6	
28/03/2024	14:00	1	3	16	12	3	1	0	0	0	0	0	0	0	0	0	0	0	0	0	36	24.5	29.6	20 to 30	77.8	1	2.8	
28/03/2024	15:00	1	3	18	29	10	0	0	0	0	0	0	0	0	0	0	0	0	0	0	61	26	30.5	20 to 30	77.0	*	*	
28/03/2024	16:00	1	3	16	18	4	1	0	0	0	0	0	0	0	0	0	0	0	0	0	43	25.2	29.7	20 to 30	79.1	1	2.3	
28/03/2024	17:00	2	2	7	17	4	0	0	0	0	0	0	0	0	0	0	0	0	0	0	32	25.3	29.7	20 to 30	75.0	*	*	
28/03/2024	18:00	3	2	16	14	1	0	0	0	0	0	0	0	0	0	0	0	0	0	0	36	23.4	28.6	20 to 30	83.3	*	*	
28/03/2024	19:00	1	2	18	5	0	0	0	0	0	0	0	0	0	0	0	0	0	0	0	26	22.5	26	20 to 30	88.5	*	*	
28/03/2024	20:00	0	2	3	5	1	0	0	0	0	0	0	0	0	0	0	0	0	0	0	11	24.4	29	20 to 30	72.7	*	*	
28/03/2024	21:00	1	3	0	4	0	0	0	0	0	0	0	0	0	0	0	0	0	0	0	8	21.5	28.8	10 to 20	50.0	*	*	
28/03/2024	22:00	0	0	2	4	0	0	0	0	0	0	0	0	0	0	0	0	0	0	0	6	25.7	28.8	20 to 30	100.0	*	*	
28/03/2024	23:00	0	0	4	1	1	0	0	0	0	0	0	0	0	0	0	0	0	0	0	6	24.7	30	20 to 30	83.3	*	*	
24 Hr Summary		16	39	178	218	49	9	0	0	0	0	0	0	0	0	0	0	0	0	0	509	25	29.6	20 to 30	77.8	9	1.8	

Incoming Histogram

2024 April Vicarage Road

from Wed-Mar-13-2024-02-00-PM to Mon-Apr-29-2024-11-59-AM

Date	Starting Hr:min	<15	15 to <20	20 to <25	25 to <30	30 to <35	35 to <40	40 to <45	45 to <50	50 to <55	55 to <60	60 to <65	65 to <70	70 to <75	75 to <80	80 to <85	85 to <90	90 to <95	95 to <100	100 to >105	Total Counts	Avg Speed (MPH)	85pet Speed	10MPH Pace	% in pace	# of Speeders	% Speeders	
29/03/2024	00:00	0	0	0	3	1	0	0	0	0	0	0	0	0	0	0	0	0	0	0	0	4	28.5	30	25 to 35	100.0	*	*
29/03/2024	01:00	0	1	0	0	0	0	0	0	0	0	0	0	0	0	0	0	0	0	0	0	1	17	20	10 to 20	100.0	*	*
29/03/2024	02:00	0	0	0	0	0	0	0	0	0	0	0	0	0	0	0	0	0	0	0	0	0	0	0	*	*	*	*
29/03/2024	03:00	1	0	0	0	0	0	0	0	0	0	0	0	0	0	0	0	0	0	0	0	1	7	10	0 to 10	100.0	*	*
29/03/2024	04:00	0	0	0	0	0	0	0	0	0	0	0	0	0	0	0	0	0	0	0	0	0	0	0	*	*	*	*
29/03/2024	05:00	0	0	0	0	0	0	0	0	0	0	0	0	0	0	0	0	0	0	0	0	0	0	0	*	*	*	*
29/03/2024	06:00	0	0	1	0	0	0	0	0	0	0	0	0	0	0	0	0	0	0	0	0	1	22	25	15 to 25	100.0	*	*
29/03/2024	07:00	1	0	3	2	0	0	0	0	0	0	0	0	0	0	0	0	0	0	0	0	6	22.2	27.5	20 to 30	83.3	*	*
29/03/2024	08:00	0	2	9	7	3	0	0	0	0	0	0	0	0	0	0	0	0	0	0	0	21	25	30	20 to 30	76.2	*	*
29/03/2024	09:00	0	4	8	12	0	0	0	0	0	0	0	0	0	0	0	0	0	0	0	0	24	24.1	28.3	20 to 30	83.3	*	*
29/03/2024	10:00	1	4	12	15	1	0	0	0	0	0	0	0	0	0	0	0	0	0	0	0	33	24.1	28.7	20 to 30	81.8	*	*
29/03/2024	11:00	0	4	12	7	3	0	0	0	0	0	0	0	0	0	0	0	0	0	0	0	26	24.2	29.3	20 to 30	73.1	*	*
29/03/2024	12:00	1	2	14	16	4	0	0	0	0	0	0	0	0	0	0	0	0	0	0	0	37	24.9	29.4	20 to 30	81.1	*	*
29/03/2024	13:00	0	1	13	14	0	0	0	0	0	0	0	0	0	0	0	0	0	0	0	0	28	24.8	28.6	20 to 30	96.4	*	*
29/03/2024	14:00	2	3	11	15	3	2	0	0	0	0	0	0	0	0	0	0	0	0	0	0	36	25	30	20 to 30	72.2	2	5.6
29/03/2024	15:00	4	4	10	18	4	1	0	0	0	0	0	0	0	0	0	0	0	0	0	0	41	24.2	29.7	20 to 30	68.3	1	2.4
29/03/2024	16:00	0	2	9	8	3	0	0	0	0	0	0	0	0	0	0	0	0	0	0	0	22	25.1	30	20 to 30	77.3	*	*
29/03/2024	17:00	1	2	9	13	4	0	0	0	0	0	0	0	0	0	0	0	0	0	0	0	29	25.3	30	20 to 30	75.9	*	*
29/03/2024	18:00	0	4	14	10	5	1	0	0	0	0	0	0	0	0	0	0	0	0	0	0	34	25.1	31	20 to 30	70.6	1	2.9
29/03/2024	19:00	3	2	6	9	1	0	0	0	0	0	0	0	0	0	0	0	0	0	0	0	21	22.7	28.9	20 to 30	71.4	*	*
29/03/2024	20:00	0	1	5	9	0	0	0	0	0	0	0	0	0	0	0	0	0	0	0	0	15	25.1	28.9	20 to 30	93.3	*	*
29/03/2024	21:00	0	0	2	1	1	0	0	0	0	0	0	0	0	0	0	0	0	0	0	0	4	25.8	30	20 to 30	75.0	*	*
29/03/2024	22:00	2	0	2	2	2	1	0	0	0	0	0	0	0	0	0	0	0	0	0	0	9	24.2	35	20 to 30	44.4	1	11.1
29/03/2024	23:00	0	1	1	1	2	0	0	0	0	0	0	0	0	0	0	0	0	0	0	0	5	26	32.5	25 to 35	60.0	*	*
24 Hr Summary		16	37	141	162	37	5	0	0	0	0	0	0	0	0	0	0	0	0	0	0	398	24.6	29.4	20 to 30	76.1	5	1.3

Incoming Histogram

2024 April Vicarage Road

from Wed-Mar-13-2024-02-00-PM to Mon-Apr-29-2024-11-59-AM

Date	Starting Hr:min	<15	15 to <20	20 to <25	25 to <30	30 to <35	35 to <40	40 to <45	45 to <50	50 to <55	55 to <60	60 to <65	65 to <70	70 to <75	75 to <80	80 to <85	85 to <90	90 to <95	95 to <100	100 to >105	Total Counts	Avg Speed (MPH)	85pet Speed	10MPH Pace	% in pace	# of Speeders	% Speeders	
30/03/2024	00:00	0	0	1	2	0	0	0	0	0	0	0	0	0	0	0	0	0	0	0	0	3	25.3	30	20 to 30	100.0	*	*
30/03/2024	01:00	0	0	2	0	0	0	0	0	0	0	0	0	0	0	0	0	0	0	0	0	2	22	25	15 to 25	100.0	*	*
30/03/2024	02:00	0	0	0	0	0	0	0	0	0	0	0	0	0	0	0	0	0	0	0	0	0	0	0	*	*	*	*
30/03/2024	03:00	0	0	0	0	0	0	0	0	0	0	0	0	0	0	0	0	0	0	0	0	0	0	0	*	*	*	*
30/03/2024	04:00	0	0	0	1	0	0	0	0	0	0	0	0	0	0	0	0	0	0	0	0	1	27	30	20 to 30	100.0	*	*
30/03/2024	05:00	0	0	0	1	0	0	0	0	0	0	0	0	0	0	0	0	0	0	0	0	1	27	30	20 to 30	100.0	*	*
30/03/2024	06:00	0	0	1	1	1	0	0	0	0	0	0	0	0	0	0	0	0	0	0	0	3	27	35	20 to 30	66.7	*	*
30/03/2024	07:00	1	0	1	1	1	0	0	0	0	0	0	0	0	0	0	0	0	0	0	0	4	23.3	30	20 to 30	50.0	*	*
30/03/2024	08:00	0	1	8	1	2	0	0	0	0	0	0	0	0	0	0	0	0	0	0	0	12	23.8	30	15 to 25	75.0	*	*
30/03/2024	09:00	0	1	9	10	6	0	0	0	0	0	0	0	0	0	0	0	0	0	0	0	26	26.4	31.7	20 to 30	73.1	*	*
30/03/2024	10:00	2	4	12	16	7	0	0	0	0	0	0	0	0	0	0	0	0	0	0	0	41	25.1	30.7	20 to 30	68.3	*	*
30/03/2024	11:00	1	2	12	18	7	0	0	0	0	0	0	0	0	0	0	0	0	0	0	0	40	25.9	30.7	20 to 30	75.0	*	*
30/03/2024	12:00	0	4	12	16	1	1	0	0	0	0	0	0	0	0	0	0	0	0	0	0	34	24.9	29.1	20 to 30	82.4	1	2.9
30/03/2024	13:00	0	1	14	12	4	0	0	0	0	0	0	0	0	0	0	0	0	0	0	0	31	25.5	29.6	20 to 30	83.9	*	*
30/03/2024	14:00	3	2	15	10	7	0	0	0	0	0	0	0	0	0	0	0	0	0	0	0	37	24.5	30.7	20 to 30	67.6	*	*
30/03/2024	15:00	2	3	8	11	4	0	0	0	0	0	0	0	0	0	0	0	0	0	0	0	28	24.3	30	20 to 30	67.9	*	*
30/03/2024	16:00	0	2	7	14	5	2	0	0	0	0	0	0	0	0	0	0	0	0	0	0	30	27.1	33	20 to 30	70.0	2	6.7
30/03/2024	17:00	0	0	10	6	1	1	0	0	0	0	0	0	0	0	0	0	0	0	0	0	18	25.3	29.2	20 to 30	88.9	1	5.6
30/03/2024	18:00	0	2	8	18	6	0	0	0	0	0	0	0	0	0	0	0	0	0	0	0	34	26.5	30.8	20 to 30	76.5	*	*
30/03/2024	19:00	1	2	8	5	2	0	0	0	0	0	0	0	0	0	0	0	0	0	0	0	18	23.7	29	20 to 30	72.2	*	*
30/03/2024	20:00	0	0	3	1	0	0	0	0	0	0	0	0	0	0	0	0	0	0	0	0	4	23.5	25	20 to 30	100.0	*	*
30/03/2024	21:00	2	2	3	3	0	0	0	0	0	0	0	0	0	0	0	0	0	0	0	0	10	20.3	26.7	20 to 30	60.0	*	*
30/03/2024	22:00	0	0	2	0	2	0	0	0	0	0	0	0	0	0	0	0	0	0	0	0	4	27.3	32.5	15 to 25	50.0	*	*
30/03/2024	23:00	0	0	5	1	1	0	0	0	0	0	0	0	0	0	0	0	0	0	0	0	7	24.4	30	20 to 30	85.7	*	*
24 Hr Summary		12	26	141	148	57	4	0	0	0	0	0	0	0	0	0	0	0	0	0	0	388	25.2	30.3	20 to 30	74.5	4	1.0

Incoming Histogram

2024 April Vicarage Road

from Wed-Mar-13-2024-02-00-PM to Mon-Apr-29-2024-11-59-AM

Date	Starting Hr:min	<15	15 to <20	20 to <25	25 to <30	30 to <35	35 to <40	40 to <45	45 to <50	50 to <55	55 to <60	60 to <65	65 to <70	70 to <75	75 to <80	80 to <85	85 to <90	90 to <95	95 to <100	100 to >105	Total Counts	Avg Speed (MPH)	85pet Speed	10MPH Pace	% in pace	# of Speeders	% Speeders	
31/03/2024	00:00	0	0	0	1	0	0	0	0	0	0	0	0	0	0	0	0	0	0	0	0	1	27	30	20 to 30	100.0	*	*
31/03/2024	01:00	0	0	0	1	0	0	0	0	0	0	0	0	0	0	0	0	0	0	0	0	1	27	30	20 to 30	100.0	*	*
31/03/2024	02:00	0	0	1	0	0	0	0	0	0	0	0	0	0	0	0	0	0	0	0	0	1	22	25	15 to 25	100.0	*	*
31/03/2024	03:00	0	0	0	0	0	0	0	0	0	0	0	0	0	0	0	0	0	0	0	0	0	0	0	*	*	*	*
31/03/2024	04:00	0	0	0	1	0	0	0	0	0	0	0	0	0	0	0	0	0	0	0	0	1	27	30	20 to 30	100.0	*	*
31/03/2024	05:00	0	0	1	0	0	0	0	0	0	0	0	0	0	0	0	0	0	0	0	0	1	22	25	15 to 25	100.0	*	*
31/03/2024	06:00	0	0	0	3	1	0	0	0	0	0	0	0	0	0	0	0	0	0	0	0	4	28.5	30	25 to 35	100.0	*	*
31/03/2024	07:00	0	0	0	4	2	0	0	0	0	0	0	0	0	0	0	0	0	0	0	0	6	28.8	32.5	25 to 35	100.0	*	*
31/03/2024	08:00	0	1	7	9	4	0	0	0	0	0	0	0	0	0	0	0	0	0	0	0	21	26.1	31.2	20 to 30	76.2	*	*
31/03/2024	09:00	0	2	5	7	3	0	0	0	0	0	0	0	0	0	0	0	0	0	0	0	17	25.5	30	20 to 30	70.6	*	*
31/03/2024	10:00	0	1	13	8	3	0	0	0	0	0	0	0	0	0	0	0	0	0	0	0	25	25	29.4	20 to 30	84.0	*	*
31/03/2024	11:00	1	5	12	10	2	0	0	0	0	0	0	0	0	0	0	0	0	0	0	0	30	23.4	29	20 to 30	73.3	*	*
31/03/2024	12:00	1	1	9	9	3	1	0	0	0	0	0	0	0	0	0	0	0	0	0	0	24	25.5	30	20 to 30	75.0	1	4.2
31/03/2024	13:00	1	1	7	6	4	0	0	0	0	0	0	0	0	0	0	0	0	0	0	0	19	25.2	31.2	20 to 30	68.4	*	*
31/03/2024	14:00	0	4	11	13	1	0	0	0	0	0	0	0	0	0	0	0	0	0	0	0	29	24.3	28.8	20 to 30	82.8	*	*
31/03/2024	15:00	3	1	3	2	1	0	0	0	0	0	0	0	0	0	0	0	0	0	0	0	10	20.1	27.5	20 to 30	50.0	*	*
31/03/2024	16:00	0	2	4	9	2	0	0	0	0	0	0	0	0	0	0	0	0	0	0	0	17	25.6	29.4	20 to 30	76.5	*	*
31/03/2024	17:00	1	3	10	10	1	0	0	0	0	0	0	0	0	0	0	0	0	0	0	0	25	23.8	28.5	20 to 30	80.0	*	*
31/03/2024	18:00	2	2	6	6	0	0	0	0	0	0	0	0	0	0	0	0	0	0	0	0	16	22	28.3	20 to 30	75.0	*	*
31/03/2024	19:00	0	1	8	1	5	0	0	0	0	0	0	0	0	0	0	0	0	0	0	0	15	25.7	33	15 to 25	60.0	*	*
31/03/2024	20:00	0	0	2	2	2	0	0	0	0	0	0	0	0	0	0	0	0	0	0	0	6	27.3	32.5	20 to 30	66.7	*	*
31/03/2024	21:00	0	0	1	5	0	1	0	0	0	0	0	0	0	0	0	0	0	0	0	0	7	27.9	30	20 to 30	85.7	1	14.3
31/03/2024	22:00	0	0	0	4	0	0	0	0	0	0	0	0	0	0	0	0	0	0	0	0	4	27.3	28.8	20 to 30	100.0	*	*
31/03/2024	23:00	0	0	0	1	1	0	0	0	0	0	0	0	0	0	0	0	0	0	0	0	2	29.5	35	25 to 35	100.0	*	*
24 Hr Summary		9	24	100	112	35	2	0	0	0	0	0	0	0	0	0	0	0	0	0	0	282	24.9	29.8	20 to 30	75.2	2	0.7

Incoming Histogram

2024 April Vicarage Road

from Wed-Mar-13-2024-02-00-PM to Mon-Apr-29-2024-11-59-AM

Date	Starting Hr:min	<15	15 to <20	20 to <25	25 to <30	30 to <35	35 to <40	40 to <45	45 to <50	50 to <55	55 to <60	60 to <65	65 to <70	70 to <75	75 to <80	80 to <85	85 to <90	90 to <95	95 to <100	100 to >105	Total Counts	Avg Speed (MPH)	85pet Speed	10MPH Pace	% in pace	# of Speeders	% Speeders	
01/04/2024	00:00	0	0	0	0	0	0	0	0	0	0	0	0	0	0	0	0	0	0	0	0	0	0	*	*	*	*	
01/04/2024	01:00	0	0	0	0	0	0	0	0	0	0	0	0	0	0	0	0	0	0	0	0	0	0	*	*	*	*	
01/04/2024	02:00	0	0	0	0	0	0	0	0	0	0	0	0	0	0	0	0	0	0	0	0	0	0	*	*	*	*	
01/04/2024	03:00	0	0	0	0	0	0	0	0	0	0	0	0	0	0	0	0	0	0	0	0	0	0	*	*	*	*	
01/04/2024	04:00	0	0	0	0	0	0	0	0	0	0	0	0	0	0	0	0	0	0	0	0	0	0	*	*	*	*	
01/04/2024	05:00	0	0	1	0	0	0	0	0	0	0	0	0	0	0	0	0	0	0	0	0	1	22	25	15 to 25	100.0	*	*
01/04/2024	06:00	0	0	1	3	0	0	0	0	0	0	0	0	0	0	0	0	0	0	0	0	4	26	28.3	20 to 30	100.0	*	*
01/04/2024	07:00	0	1	9	8	0	0	0	0	0	0	0	0	0	0	0	0	0	0	0	0	18	24.3	28.1	20 to 30	94.4	*	*
01/04/2024	08:00	1	2	17	14	2	0	0	0	0	0	0	0	0	0	0	0	0	0	0	0	36	24.4	28.9	20 to 30	86.1	*	*
01/04/2024	09:00	4	22	31	16	3	0	0	0	0	0	0	0	0	0	0	0	0	0	0	0	76	21.9	27.5	15 to 25	69.7	*	*
01/04/2024	10:00	4	5	33	18	3	0	0	0	0	0	0	0	0	0	0	0	0	0	0	0	63	23.3	28.3	20 to 30	81.0	*	*
01/04/2024	11:00	1	12	13	16	2	0	0	0	0	0	0	0	0	0	0	0	0	0	0	0	44	23.1	28.4	20 to 30	65.9	*	*
01/04/2024	12:00	1	8	25	23	2	0	0	0	0	0	0	0	0	0	0	0	0	0	0	0	59	23.9	28.5	20 to 30	81.4	*	*
01/04/2024	13:00	1	7	18	6	3	1	0	0	0	0	0	0	0	0	0	0	0	0	0	0	36	23.1	29.2	15 to 25	69.4	1	2.8
01/04/2024	14:00	0	5	9	12	2	1	0	0	0	0	0	0	0	0	0	0	0	0	0	0	29	24.9	29.6	20 to 30	72.4	1	3.4
01/04/2024	15:00	4	9	10	8	1	0	0	0	0	0	0	0	0	0	0	0	0	0	0	0	32	21.1	27.5	15 to 25	59.4	*	*
01/04/2024	16:00	0	2	7	14	1	0	0	0	0	0	0	0	0	0	0	0	0	0	0	0	24	25.3	28.9	20 to 30	87.5	*	*
01/04/2024	17:00	0	2	3	11	2	0	0	0	0	0	0	0	0	0	0	0	0	0	0	0	18	25.9	29.5	20 to 30	77.8	*	*
01/04/2024	18:00	0	0	6	4	2	0	0	0	0	0	0	0	0	0	0	0	0	0	0	0	12	25.7	30	20 to 30	83.3	*	*
01/04/2024	19:00	2	2	8	1	0	0	0	0	0	0	0	0	0	0	0	0	0	0	0	0	13	20.1	24.4	15 to 25	76.9	*	*
01/04/2024	20:00	0	1	4	3	1	0	0	0	0	0	0	0	0	0	0	0	0	0	0	0	9	24.4	30	20 to 30	77.8	*	*
01/04/2024	21:00	0	1	0	0	0	0	0	0	0	0	0	0	0	0	0	0	0	0	0	0	1	17	20	10 to 20	100.0	*	*
01/04/2024	22:00	0	0	0	1	0	0	0	0	0	0	0	0	0	0	0	0	0	0	0	0	1	27	30	20 to 30	100.0	*	*
01/04/2024	23:00	0	0	0	0	0	0	0	0	0	0	0	0	0	0	0	0	0	0	0	0	0	0	*	*	*	*	
24 Hr Summary		18	79	195	158	24	2	0	0	0	0	0	0	0	0	0	0	0	0	0	0	476	23.4	28.6	20 to 30	74.2	2	0.4

Incoming Histogram

2024 April Vicarage Road

from Wed-Mar-13-2024-02-00-PM to Mon-Apr-29-2024-11-59-AM

Date	Starting Hr:min	<15	15 to <20	20 to <25	25 to <30	30 to <35	35 to <40	40 to <45	45 to <50	50 to <55	55 to <60	60 to <65	65 to <70	70 to <75	75 to <80	80 to <85	85 to <90	90 to <95	95 to <100	100 to >105	Total Counts	Avg Speed (MPH)	85pet Speed	10MPH Pace	% in pace	# of Speeders	% Speeders	
02/04/2024	00:00	0	0	0	0	0	0	0	0	0	0	0	0	0	0	0	0	0	0	0	0	0	0	*	*	*	*	
02/04/2024	01:00	0	0	0	0	0	0	0	0	0	0	0	0	0	0	0	0	0	0	0	0	0	0	*	*	*	*	
02/04/2024	02:00	0	0	0	0	0	0	0	0	0	0	0	0	0	0	0	0	0	0	0	0	0	0	*	*	*	*	
02/04/2024	03:00	0	0	0	0	0	0	0	0	0	0	0	0	0	0	0	0	0	0	0	0	0	0	*	*	*	*	
02/04/2024	04:00	0	0	0	1	1	0	0	0	0	0	0	0	0	0	0	0	0	0	0	0	2	29.5	35	25 to 35	100.0	*	*
02/04/2024	05:00	0	0	0	1	0	0	0	0	0	0	0	0	0	0	0	0	0	0	0	0	1	27	30	20 to 30	100.0	*	*
02/04/2024	06:00	1	1	3	2	3	0	0	0	0	0	0	0	0	0	0	0	0	0	0	0	10	24.7	31.7	20 to 30	50.0	*	*
02/04/2024	07:00	1	4	10	9	0	1	0	0	0	0	0	0	0	0	0	0	0	0	0	0	25	23.6	28.3	20 to 30	76.0	1	4.0
02/04/2024	08:00	0	2	14	13	4	0	0	0	0	0	0	0	0	0	0	0	0	0	0	0	33	25.3	29.6	20 to 30	81.8	*	*
02/04/2024	09:00	0	1	14	9	5	0	0	0	0	0	0	0	0	0	0	0	0	0	0	0	29	25.5	31	20 to 30	79.3	*	*
02/04/2024	10:00	0	3	7	9	3	0	0	0	0	0	0	0	0	0	0	0	0	0	0	0	22	25.1	30	20 to 30	72.7	*	*
02/04/2024	11:00	2	2	13	17	5	1	0	0	0	0	0	0	0	0	0	0	0	0	0	0	40	25.1	30	20 to 30	75.0	1	2.5
02/04/2024	12:00	3	3	7	13	3	0	0	0	0	0	0	0	0	0	0	0	0	0	0	0	29	23.7	29.6	20 to 30	69.0	*	*
02/04/2024	13:00	2	0	16	11	1	0	0	0	0	0	0	0	0	0	0	0	0	0	0	0	30	23.9	28.6	20 to 30	90.0	*	*
02/04/2024	14:00	1	2	10	11	4	0	0	0	0	0	0	0	0	0	0	0	0	0	0	0	28	25	30	20 to 30	75.0	*	*
02/04/2024	15:00	1	2	11	9	5	0	0	0	0	0	0	0	0	0	0	0	0	0	0	0	28	25	31	20 to 30	71.4	*	*
02/04/2024	16:00	1	1	12	23	11	0	0	0	0	0	0	0	0	0	0	0	0	0	0	0	48	26.8	31.8	20 to 30	72.9	*	*
02/04/2024	17:00	0	2	10	17	11	1	0	0	0	0	0	0	0	0	0	0	0	0	0	0	41	27.3	32.7	25 to 35	68.3	1	2.4
02/04/2024	18:00	0	0	8	9	0	0	0	0	0	0	0	0	0	0	0	0	0	0	0	0	17	24.9	28.3	20 to 30	100.0	*	*
02/04/2024	19:00	0	2	4	2	3	1	0	0	0	0	0	0	0	0	0	0	0	0	0	0	12	25.8	33.3	15 to 25	50.0	1	8.3
02/04/2024	20:00	0	0	2	4	0	0	0	0	0	0	0	0	0	0	0	0	0	0	0	0	6	25.7	28.8	20 to 30	100.0	*	*
02/04/2024	21:00	0	0	0	2	0	0	0	0	0	0	0	0	0	0	0	0	0	0	0	0	2	27	30	20 to 30	100.0	*	*
02/04/2024	22:00	0	0	1	1	0	0	0	0	0	0	0	0	0	0	0	0	0	0	0	0	2	24.5	30	20 to 30	100.0	*	*
02/04/2024	23:00	0	0	0	1	0	1	0	0	0	0	0	0	0	0	0	0	0	0	0	0	2	32	40	20 to 30	50.0	1	50.0
24 Hr Summary		12	25	142	164	59	5	0	0	0	0	0	0	0	0	0	0	0	0	0	0	407	25.4	30.3	20 to 30	75.2	5	1.2

Incoming Histogram

2024 April Vicarage Road

from Wed-Mar-13-2024-02-00-PM to Mon-Apr-29-2024-11-59-AM

Date	Starting Hr:min	<15	15 to <20	20 to <25	25 to <30	30 to <35	35 to <40	40 to <45	45 to <50	50 to <55	55 to <60	60 to <65	65 to <70	70 to <75	75 to <80	80 to <85	85 to <90	90 to <95	95 to <100	100 to >105	Total Counts	Avg Speed (MPH)	85pet Speed	10MPH Pace	% in pace	# of Speeders	% Speeders	
03/04/2024	00:00	0	0	0	0	0	0	0	0	0	0	0	0	0	0	0	0	0	0	0	0	0	0	*	*	*	*	
03/04/2024	01:00	0	0	0	1	0	0	0	0	0	0	0	0	0	0	0	0	0	0	0	0	1	27	30	20 to 30	100.0	*	*
03/04/2024	02:00	0	0	0	1	0	0	0	0	0	0	0	0	0	0	0	0	0	0	0	0	1	27	30	20 to 30	100.0	*	*
03/04/2024	03:00	0	0	0	0	1	0	0	0	0	0	0	0	0	0	0	0	0	0	0	0	1	32	35	25 to 35	100.0	*	*
03/04/2024	04:00	0	0	1	1	0	0	0	0	0	0	0	0	0	0	0	0	0	0	0	0	2	24.5	30	20 to 30	100.0	*	*
03/04/2024	05:00	1	2	1	1	1	1	0	0	0	0	0	0	0	0	0	0	0	0	0	0	7	23.6	35	10 to 20	42.9	1	14.3
03/04/2024	06:00	0	1	6	8	1	1	0	0	0	0	0	0	0	0	0	0	0	0	0	0	17	25.8	29.4	20 to 30	82.4	1	5.9
03/04/2024	07:00	0	0	6	11	2	0	0	0	0	0	0	0	0	0	0	0	0	0	0	0	19	26.3	29.5	20 to 30	89.5	*	*
03/04/2024	08:00	8	12	7	10	1	0	0	0	0	0	0	0	0	0	0	0	0	0	0	0	38	19.9	27.5	15 to 25	50.0	*	*
03/04/2024	09:00	0	2	5	12	3	0	0	0	0	0	0	0	0	0	0	0	0	0	0	0	22	26	30	20 to 30	77.3	*	*
03/04/2024	10:00	0	3	12	17	3	0	0	0	0	0	0	0	0	0	0	0	0	0	0	0	35	25.2	29.4	20 to 30	82.9	*	*
03/04/2024	11:00	3	4	10	12	3	1	0	0	0	0	0	0	0	0	0	0	0	0	0	0	33	23.7	29.6	20 to 30	66.7	1	3.0
03/04/2024	12:00	0	2	14	10	1	1	0	0	0	0	0	0	0	0	0	0	0	0	0	0	28	24.7	29	20 to 30	85.7	1	3.6
03/04/2024	13:00	0	3	10	15	1	0	0	0	0	0	0	0	0	0	0	0	0	0	0	0	29	24.8	29	20 to 30	86.2	*	*
03/04/2024	14:00	0	2	14	8	7	0	0	0	0	0	0	0	0	0	0	0	0	0	0	0	31	25.6	31.4	20 to 30	71.0	*	*
03/04/2024	15:00	0	0	16	11	4	2	0	0	0	0	0	0	0	0	0	0	0	0	0	0	33	26.2	31.2	20 to 30	81.8	2	6.1
03/04/2024	16:00	0	2	13	14	5	2	0	0	0	0	0	0	0	0	0	0	0	0	0	0	36	26.3	32	20 to 30	75.0	2	5.6
03/04/2024	17:00	0	1	9	19	6	0	0	0	0	0	0	0	0	0	0	0	0	0	0	0	35	26.7	30.8	20 to 30	80.0	*	*
03/04/2024	18:00	0	0	7	9	2	1	0	0	0	0	0	0	0	0	0	0	0	0	0	0	19	26.6	30	20 to 30	84.2	1	5.3
03/04/2024	19:00	1	1	0	3	2	1	0	0	0	0	0	0	0	0	0	0	0	0	0	0	8	26.6	35	25 to 35	62.5	1	12.5
03/04/2024	20:00	0	1	4	3	1	0	0	0	0	0	0	0	0	0	0	0	0	0	0	0	9	24.6	30	20 to 30	77.8	*	*
03/04/2024	21:00	0	0	5	5	1	0	1	0	0	0	0	0	0	0	0	0	0	0	0	0	12	26.8	30	20 to 30	83.3	1	8.3
03/04/2024	22:00	0	1	1	2	0	0	0	0	0	0	0	0	0	0	0	0	0	0	0	0	4	23.3	27.5	20 to 30	75.0	*	*
03/04/2024	23:00	0	0	0	0	0	1	0	0	0	0	0	0	0	0	0	0	0	0	0	0	1	37	40	30 to 40	100.0	1	100.0
24 Hr Summary		13	37	141	173	45	11	1	0	0	0	0	0	0	0	0	0	0	0	0	421	25.1	29.8	20 to 30	74.6	12	2.9	

Incoming Histogram

2024 April Vicarage Road

from Wed-Mar-13-2024-02-00-PM to Mon-Apr-29-2024-11-59-AM

Date	Starting Hr:min	<15	15 to <20	20 to <25	25 to <30	30 to <35	35 to <40	40 to <45	45 to <50	50 to <55	55 to <60	60 to <65	65 to <70	70 to <75	75 to <80	80 to <85	85 to <90	90 to <95	95 to <100	100 to >105	Total Counts	Avg Speed (MPH)	85pet Speed	10MPH Pace	% in pace	# of Speeders	% Speeders	
04/04/2024	00:00	0	0	0	0	0	0	0	0	0	0	0	0	0	0	0	0	0	0	0	0	0	0	*	*	*	*	
04/04/2024	01:00	0	0	1	0	0	0	0	0	0	0	0	0	0	0	0	0	0	0	0	0	1	22	25	15 to 25	100.0	*	*
04/04/2024	02:00	0	0	0	0	0	0	0	0	0	0	0	0	0	0	0	0	0	0	0	0	0	0	*	*	*	*	
04/04/2024	03:00	0	0	0	1	0	0	0	0	0	0	0	0	0	0	0	0	0	0	0	0	1	27	30	20 to 30	100.0	*	*
04/04/2024	04:00	0	0	1	1	0	0	0	0	0	0	0	0	0	0	0	0	0	0	0	0	2	24.5	30	20 to 30	100.0	*	*
04/04/2024	05:00	1	0	0	2	0	0	0	0	0	0	0	0	0	0	0	0	0	0	0	0	3	20.7	30	20 to 30	66.7	*	*
04/04/2024	06:00	0	0	2	6	3	0	0	0	0	0	0	0	0	0	0	0	0	0	0	0	11	27.7	31.7	25 to 35	81.8	*	*
04/04/2024	07:00	1	1	4	7	1	0	0	0	0	0	0	0	0	0	0	0	0	0	0	0	14	24.4	29.3	20 to 30	78.6	*	*
04/04/2024	08:00	1	3	16	15	4	0	0	0	0	0	0	0	0	0	0	0	0	0	0	0	39	24.7	29.3	20 to 30	79.5	*	*
04/04/2024	09:00	1	3	14	12	2	0	0	0	0	0	0	0	0	0	0	0	0	0	0	0	32	24.1	28.8	20 to 30	81.3	*	*
04/04/2024	10:00	2	8	6	17	5	1	0	0	0	0	0	0	0	0	0	0	0	0	0	0	39	24.7	30	20 to 30	59.0	1	2.6
04/04/2024	11:00	0	4	10	11	1	0	1	0	0	0	0	0	0	0	0	0	0	0	0	0	27	24.7	29.1	20 to 30	77.8	1	3.7
04/04/2024	12:00	1	2	14	11	6	0	0	0	0	0	0	0	0	0	0	0	0	0	0	0	34	25.2	30.8	20 to 30	73.5	*	*
04/04/2024	13:00	0	2	12	16	7	0	0	0	0	0	0	0	0	0	0	0	0	0	0	0	37	26.2	30.7	20 to 30	75.7	*	*
04/04/2024	14:00	2	0	7	10	3	0	0	0	0	0	0	0	0	0	0	0	0	0	0	0	22	24.8	30	20 to 30	77.3	*	*
04/04/2024	15:00	0	0	9	19	6	1	0	0	0	0	0	0	0	0	0	0	0	0	0	0	35	27.2	31.7	20 to 30	80.0	1	2.9
04/04/2024	16:00	1	2	15	7	6	1	0	0	0	0	0	0	0	0	0	0	0	0	0	0	32	25.2	31.7	20 to 30	68.8	1	3.1
04/04/2024	17:00	1	1	11	9	3	0	0	0	0	0	0	0	0	0	0	0	0	0	0	0	25	24.7	29.4	20 to 30	80.0	*	*
04/04/2024	18:00	0	1	11	14	0	0	0	0	0	0	0	0	0	0	0	0	0	0	0	0	26	24.9	28.6	20 to 30	96.2	*	*
04/04/2024	19:00	0	0	3	2	0	0	0	0	0	0	0	0	0	0	0	0	0	0	0	0	5	24.2	27.5	20 to 30	100.0	*	*
04/04/2024	20:00	0	0	4	0	1	0	0	0	0	0	0	0	0	0	0	0	0	0	0	0	5	24.2	25	15 to 25	80.0	*	*
04/04/2024	21:00	0	3	3	2	0	0	0	0	0	0	0	0	0	0	0	0	0	0	0	0	8	21.6	27.5	15 to 25	75.0	*	*
04/04/2024	22:00	0	0	0	1	1	0	0	0	0	0	0	0	0	0	0	0	0	0	0	0	2	29.5	35	25 to 35	100.0	*	*
04/04/2024	23:00	0	0	0	2	1	0	0	0	0	0	0	0	0	0	0	0	0	0	0	0	3	28.7	35	25 to 35	100.0	*	*
24 Hr Summary		11	30	143	165	50	3	1	0	0	0	0	0	0	0	0	0	0	0	0	0	403	25.1	29.8	20 to 30	76.4	4	1.0

Incoming Histogram

2024 April Vicarage Road

from Wed-Mar-13-2024-02-00-PM to Mon-Apr-29-2024-11-59-AM

Date	Starting Hr:min	<15	15 to <20	20 to <25	25 to <30	30 to <35	35 to <40	40 to <45	45 to <50	50 to <55	55 to <60	60 to <65	65 to <70	70 to <75	75 to <80	80 to <85	85 to <90	90 to <95	95 to <100	100 to >105	Total Counts	Avg Speed (MPH)	85pet Speed	10MPH Pace	% in pace	# of Speeders	% Speeders	
05/04/2024	00:00	0	1	0	0	0	0	0	0	0	0	0	0	0	0	0	0	0	0	0	0	1	17	20	10 to 20	100.0	*	*
05/04/2024	01:00	0	0	1	0	0	0	0	0	0	0	0	0	0	0	0	0	0	0	0	0	1	22	25	15 to 25	100.0	*	*
05/04/2024	02:00	0	0	0	0	1	0	0	0	0	0	0	0	0	0	0	0	0	0	0	0	1	32	35	25 to 35	100.0	*	*
05/04/2024	03:00	0	0	0	0	0	0	0	0	0	0	0	0	0	0	0	0	0	0	0	0	0	0	0	*	*	*	*
05/04/2024	04:00	0	0	1	0	0	0	0	0	0	0	0	0	0	0	0	0	0	0	0	0	1	22	25	15 to 25	100.0	*	*
05/04/2024	05:00	1	0	0	1	0	0	0	0	0	0	0	0	0	0	0	0	0	0	0	0	2	19.5	30	5 to 15	50.0	*	*
05/04/2024	06:00	0	0	3	5	0	0	0	0	0	0	0	0	0	0	0	0	0	0	0	0	8	25.4	29	20 to 30	100.0	*	*
05/04/2024	07:00	0	2	13	9	3	0	0	0	0	0	0	0	0	0	0	0	0	0	0	0	27	24.9	29.4	20 to 30	81.5	*	*
05/04/2024	08:00	1	3	8	13	4	0	0	0	0	0	0	0	0	0	0	0	0	0	0	0	29	25.1	30	20 to 30	72.4	*	*
05/04/2024	09:00	2	6	11	9	0	0	0	0	0	0	0	0	0	0	0	0	0	0	0	0	28	22	27.8	20 to 30	71.4	*	*
05/04/2024	10:00	0	6	13	11	1	1	0	0	0	0	0	0	0	0	0	0	0	0	0	0	32	24	28.6	20 to 30	75.0	1	3.1
05/04/2024	11:00	1	3	7	15	1	0	0	0	0	0	0	0	0	0	0	0	0	0	0	0	27	24.6	29	20 to 30	81.5	*	*
05/04/2024	12:00	2	1	6	20	5	0	0	0	0	0	0	0	0	0	0	0	0	0	0	0	34	26	30	20 to 30	76.5	*	*
05/04/2024	13:00	0	2	8	13	3	2	0	0	0	0	0	0	0	0	0	0	0	0	0	0	28	26.4	31.7	20 to 30	75.0	2	7.1
05/04/2024	14:00	0	4	11	12	6	0	0	0	0	0	0	0	0	0	0	0	0	0	0	0	33	25.4	30.8	20 to 30	69.7	*	*
05/04/2024	15:00	1	2	13	21	6	0	0	0	0	0	0	0	0	0	0	0	0	0	0	0	43	25.8	30	20 to 30	79.1	*	*
05/04/2024	16:00	1	0	19	18	2	1	0	0	0	0	0	0	0	0	0	0	0	0	0	0	41	25.1	29.2	20 to 30	90.2	1	2.4
05/04/2024	17:00	0	3	18	13	3	0	0	0	0	0	0	0	0	0	0	0	0	0	0	0	37	24.6	28.8	20 to 30	83.8	*	*
05/04/2024	18:00	1	2	14	15	4	0	0	0	0	0	0	0	0	0	0	0	0	0	0	0	36	25.1	29.7	20 to 30	80.6	*	*
05/04/2024	19:00	1	0	5	3	2	0	0	0	0	0	0	0	0	0	0	0	0	0	0	0	11	24.5	30	20 to 30	72.7	*	*
05/04/2024	20:00	0	0	1	7	2	0	0	0	0	0	0	0	0	0	0	0	0	0	0	0	10	27.7	30	25 to 35	90.0	*	*
05/04/2024	21:00	0	0	4	2	2	0	0	0	0	0	0	0	0	0	0	0	0	0	0	0	8	26.1	32.5	20 to 30	75.0	*	*
05/04/2024	22:00	0	0	3	1	2	1	0	0	0	0	0	0	0	0	0	0	0	0	0	0	7	27.9	35	20 to 30	57.1	1	14.3
05/04/2024	23:00	0	0	0	2	2	0	0	0	0	0	0	0	0	0	0	0	0	0	0	0	4	29.8	32.5	25 to 35	100.0	*	*
24 Hr Summary		11	35	159	190	49	5	0	0	0	0	0	0	0	0	0	0	0	0	0	449	25.1	29.7	20 to 30	77.7	5	1.1	

Incoming Histogram

2024 April Vicarage Road

from Wed-Mar-13-2024-02-00-PM to Mon-Apr-29-2024-11-59-AM

Date	Starting Hr:min	<15	15 to <20	20 to <25	25 to <30	30 to <35	35 to <40	40 to <45	45 to <50	50 to <55	55 to <60	60 to <65	65 to <70	70 to <75	75 to <80	80 to <85	85 to <90	90 to <95	95 to <100	100 to >105	Total Counts	Avg Speed (MPH)	85pet Speed	10MPH Pace	% in pace	# of Speeders	% Speeders
06/04/2024	00:00	0	0	0	0	0	0	0	0	0	0	0	0	0	0	0	0	0	0	0	0	0	0	*	*	*	*
06/04/2024	01:00	0	0	0	0	0	0	0	0	0	0	0	0	0	0	0	0	0	0	0	0	0	0	*	*	*	*
06/04/2024	02:00	0	0	0	0	1	0	0	0	0	0	0	0	0	0	0	0	0	0	0	1	32	35	25 to 35	100.0	*	*
06/04/2024	03:00	0	0	0	0	0	0	0	0	0	0	0	0	0	0	0	0	0	0	0	0	0	0	*	*	*	*
06/04/2024	04:00	0	0	0	0	0	0	0	0	0	0	0	0	0	0	0	0	0	0	0	0	0	0	*	*	*	*
06/04/2024	05:00	0	1	0	1	1	0	0	0	0	0	0	0	0	0	0	0	0	0	0	3	25.3	35	25 to 35	66.7	*	*
06/04/2024	06:00	0	0	2	0	1	0	0	0	0	0	0	0	0	0	0	0	0	0	0	3	25.3	35	15 to 25	66.7	*	*
06/04/2024	07:00	0	0	7	11	4	0	0	0	0	0	0	0	0	0	0	0	0	0	0	22	26.7	31.2	20 to 30	81.8	*	*
06/04/2024	08:00	2	7	8	11	3	1	0	0	0	0	0	0	0	0	0	0	0	0	0	32	23.8	29.5	20 to 30	59.4	1	3.1
06/04/2024	09:00	3	0	4	13	3	1	0	0	0	0	0	0	0	0	0	0	0	0	0	24	25.5	30	20 to 30	70.8	1	4.2
06/04/2024	10:00	1	4	6	19	5	0	0	0	0	0	0	0	0	0	0	0	0	0	0	35	25.7	30	20 to 30	71.4	*	*
06/04/2024	11:00	3	6	15	12	3	0	1	0	0	0	0	0	0	0	0	0	0	0	0	40	23.5	29.2	20 to 30	67.5	1	2.5
06/04/2024	12:00	2	4	9	10	5	1	0	0	0	0	0	0	0	0	0	0	0	0	0	31	24.7	31	20 to 30	61.3	1	3.2
06/04/2024	13:00	0	2	5	12	4	1	0	0	0	0	0	0	0	0	0	0	0	0	0	24	26.7	31.2	20 to 30	70.8	1	4.2
06/04/2024	14:00	1	3	13	14	5	0	0	0	0	0	0	0	0	0	0	0	0	0	0	36	25	30	20 to 30	75.0	*	*
06/04/2024	15:00	0	4	11	13	6	0	0	0	0	0	0	0	0	0	0	0	0	0	0	34	25.4	30.8	20 to 30	70.6	*	*
06/04/2024	16:00	0	1	5	10	5	0	0	0	0	0	0	0	0	0	0	0	0	0	0	21	26.8	32	20 to 30	71.4	*	*
06/04/2024	17:00	0	2	8	14	3	0	1	0	0	0	0	0	0	0	0	0	0	0	0	28	26.3	30	20 to 30	78.6	1	3.6
06/04/2024	18:00	0	3	8	12	4	0	0	0	0	0	0	0	0	0	0	0	0	0	0	27	25.5	30	20 to 30	74.1	*	*
06/04/2024	19:00	0	3	3	2	0	0	1	0	0	0	0	0	0	0	0	0	0	0	0	9	23.8	30	15 to 25	66.7	1	11.1
06/04/2024	20:00	0	0	4	0	2	0	0	0	0	0	0	0	0	0	0	0	0	0	0	6	25.5	32.5	15 to 25	66.7	*	*
06/04/2024	21:00	0	2	0	2	0	2	0	0	0	0	0	0	0	0	0	0	0	0	0	6	27.2	37.5	10 to 20	33.3	2	33.3
06/04/2024	22:00	0	1	1	1	1	0	0	0	0	0	0	0	0	0	0	0	0	0	0	4	24.5	30	15 to 25	50.0	*	*
06/04/2024	23:00	0	1	0	2	1	0	0	0	0	0	0	0	0	0	0	0	0	0	0	4	25.8	30	25 to 35	75.0	*	*
24 Hr Summary		12	44	109	159	57	6	3	0	0	0	0	0	0	0	0	0	0	0	0	390	25.3	30.7	20 to 30	68.7	9	2.3

Incoming Histogram

2024 April Vicarage Road

from Wed-Mar-13-2024-02-00-PM to Mon-Apr-29-2024-11-59-AM

Date	Starting Hr:min	<15	15 to <20	20 to <25	25 to <30	30 to <35	35 to <40	40 to <45	45 to <50	50 to <55	55 to <60	60 to <65	65 to <70	70 to <75	75 to <80	80 to <85	85 to <90	90 to <95	95 to <100	100 to >105	Total Counts	Avg Speed (MPH)	85pet Speed	10MPH Pace	% in pace	# of Speeders	% Speeders	
07/04/2024	00:00	0	1	0	2	0	0	0	0	0	0	0	0	0	0	0	0	0	0	0	0	3	23.7	30	20 to 30	66.7	*	*
07/04/2024	01:00	0	0	0	0	1	0	0	0	0	0	0	0	0	0	0	0	0	0	0	0	1	32	35	25 to 35	100.0	*	*
07/04/2024	02:00	0	0	0	0	0	0	0	0	0	0	0	0	0	0	0	0	0	0	0	0	0	0	0	*	*	*	*
07/04/2024	03:00	0	0	0	0	0	0	0	0	0	0	0	0	0	0	0	0	0	0	0	0	0	0	0	*	*	*	*
07/04/2024	04:00	0	0	0	0	0	0	0	0	0	0	0	0	0	0	0	0	0	0	0	0	0	0	0	*	*	*	*
07/04/2024	05:00	0	0	0	0	0	0	0	0	0	0	0	0	0	0	0	0	0	0	0	0	0	0	0	*	*	*	*
07/04/2024	06:00	0	0	0	0	0	0	0	0	0	0	0	0	0	0	0	0	0	0	0	0	0	0	0	*	*	*	*
07/04/2024	07:00	1	0	7	6	1	0	0	0	0	0	0	0	0	0	0	0	0	0	0	0	15	24.3	29.2	20 to 30	86.7	*	*
07/04/2024	08:00	0	3	6	11	2	0	0	0	0	0	0	0	0	0	0	0	0	0	0	0	22	25	29.5	20 to 30	77.3	*	*
07/04/2024	09:00	0	3	12	11	6	1	0	0	0	0	0	0	0	0	0	0	0	0	0	0	33	25.9	31.7	20 to 30	69.7	1	3.0
07/04/2024	10:00	0	6	13	13	2	0	0	0	0	0	0	0	0	0	0	0	0	0	0	0	34	24	28.8	20 to 30	76.5	*	*
07/04/2024	11:00	4	6	20	10	5	0	0	0	0	0	0	0	0	0	0	0	0	0	0	0	45	23.1	29	20 to 30	66.7	*	*
07/04/2024	12:00	1	7	15	14	0	0	0	0	0	0	0	0	0	0	0	0	0	0	0	0	37	23.1	27.9	20 to 30	78.4	*	*
07/04/2024	13:00	0	5	7	15	4	1	1	0	0	0	0	0	0	0	0	0	0	0	0	0	33	26.1	31.2	20 to 30	66.7	2	6.1
07/04/2024	14:00	0	7	12	9	5	0	0	0	0	0	0	0	0	0	0	0	0	0	0	0	33	24.2	30	20 to 30	63.6	*	*
07/04/2024	15:00	2	2	5	18	4	1	0	0	0	0	0	0	0	0	0	0	0	0	0	0	32	25.8	30	20 to 30	71.9	1	3.1
07/04/2024	16:00	0	1	7	3	3	0	0	0	0	0	0	0	0	0	0	0	0	0	0	0	14	25	31.7	20 to 30	71.4	*	*
07/04/2024	17:00	0	3	2	8	4	0	1	0	0	0	0	0	0	0	0	0	0	0	0	0	18	27.1	32.5	25 to 35	66.7	1	5.6
07/04/2024	18:00	0	1	4	8	1	1	0	0	0	0	0	0	0	0	0	0	0	0	0	0	15	26.3	30	20 to 30	80.0	1	6.7
07/04/2024	19:00	0	2	2	9	1	1	0	0	0	0	0	0	0	0	0	0	0	0	0	0	15	26.3	30	20 to 30	73.3	1	6.7
07/04/2024	20:00	0	1	4	5	0	0	0	0	0	0	0	0	0	0	0	0	0	0	0	0	10	24.3	28	20 to 30	90.0	*	*
07/04/2024	21:00	0	0	1	1	1	0	0	0	0	0	0	0	0	0	0	0	0	0	0	0	3	27	35	20 to 30	66.7	*	*
07/04/2024	22:00	0	0	1	3	0	0	1	0	0	0	0	0	0	0	0	0	0	0	0	0	5	29.2	30	20 to 30	80.0	1	20.0
07/04/2024	23:00	0	0	0	0	2	0	0	0	0	0	0	0	0	0	0	0	0	0	0	0	2	32.5	35	25 to 35	100.0	*	*
24 Hr Summary		8	48	118	146	42	5	3	0	0	0	0	0	0	0	0	0	0	0	0	0	370	24.9	29.8	20 to 30	71.4	8	2.2

Incoming Histogram

2024 April Vicarage Road

from Wed-Mar-13-2024-02-00-PM to Mon-Apr-29-2024-11-59-AM

Date	Starting Hr:min	<15	15 to <20	20 to <25	25 to <30	30 to <35	35 to <40	40 to <45	45 to <50	50 to <55	55 to <60	60 to <65	65 to <70	70 to <75	75 to <80	80 to <85	85 to <90	90 to <95	95 to <100	100 to >105	Total Counts	Avg Speed (MPH)	85pet Speed	10MPH Pace	% in pace	# of Speeders	% Speeders	
08/04/2024	00:00	0	0	0	1	0	0	0	0	0	0	0	0	0	0	0	0	0	0	0	0	1	27	30	20 to 30	100.0	*	*
08/04/2024	01:00	0	0	0	0	0	0	0	0	0	0	0	0	0	0	0	0	0	0	0	0	0	0	0	*	*	*	*
08/04/2024	02:00	0	0	0	0	0	0	0	0	0	0	0	0	0	0	0	0	0	0	0	0	0	0	0	*	*	*	*
08/04/2024	03:00	0	1	1	1	0	0	0	0	0	0	0	0	0	0	0	0	0	0	0	0	3	22	30	15 to 25	66.7	*	*
08/04/2024	04:00	0	0	0	0	0	0	0	0	0	0	0	0	0	0	0	0	0	0	0	0	0	0	0	*	*	*	*
08/04/2024	05:00	1	0	1	1	1	0	0	0	0	0	0	0	0	0	0	0	0	0	0	0	4	22	30	20 to 30	50.0	*	*
08/04/2024	06:00	0	2	3	4	3	1	0	0	0	0	0	0	0	0	0	0	0	0	0	0	13	26.5	33.3	20 to 30	53.8	1	7.7
08/04/2024	07:00	0	1	8	10	5	0	0	0	0	0	0	0	0	0	0	0	0	0	0	0	24	26.3	31	20 to 30	75.0	*	*
08/04/2024	08:00	0	3	13	7	4	0	0	0	0	0	0	0	0	0	0	0	0	0	0	0	27	24.6	30	20 to 30	74.1	*	*
08/04/2024	09:00	0	4	12	18	6	1	0	0	0	0	0	0	0	0	0	0	0	0	0	0	41	26	30.8	20 to 30	73.2	1	2.4
08/04/2024	10:00	1	7	7	9	4	0	0	0	0	0	0	0	0	0	0	0	0	0	0	0	28	23.8	30	20 to 30	57.1	*	*
08/04/2024	11:00	0	2	13	4	3	0	0	0	0	0	0	0	0	0	0	0	0	0	0	0	22	24.2	30	20 to 30	77.3	*	*
08/04/2024	12:00	1	3	22	15	4	1	0	0	0	0	0	0	0	0	0	0	0	0	0	0	46	24.7	29.3	20 to 30	80.4	1	2.2
08/04/2024	13:00	3	12	17	14	4	0	0	0	0	0	0	0	0	0	0	0	0	0	0	0	50	22.6	28.6	20 to 30	62.0	*	*
08/04/2024	14:00	1	2	9	16	4	0	0	0	0	0	0	0	0	0	0	0	0	0	0	0	32	25.5	29.7	20 to 30	78.1	*	*
08/04/2024	15:00	4	5	14	22	4	1	0	0	0	0	0	0	0	0	0	0	0	0	0	0	50	24.3	29.3	20 to 30	72.0	1	2.0
08/04/2024	16:00	1	4	17	18	6	2	0	0	0	0	0	0	0	0	0	0	0	0	0	0	48	25.5	30.8	20 to 30	72.9	2	4.2
08/04/2024	17:00	2	4	7	9	6	1	0	0	0	0	0	0	0	0	0	0	0	0	0	0	29	25	32.5	20 to 30	55.2	1	3.4
08/04/2024	18:00	2	3	9	13	2	0	0	0	0	0	0	0	0	0	0	0	0	0	0	0	29	24.1	29.2	20 to 30	75.9	*	*
08/04/2024	19:00	0	1	3	6	0	1	0	0	0	0	0	0	0	0	0	0	0	0	0	0	11	25.8	29.2	20 to 30	81.8	1	9.1
08/04/2024	20:00	0	3	5	3	1	1	0	0	0	0	0	0	0	0	0	0	0	0	0	0	13	24.2	30	15 to 25	61.5	1	7.7
08/04/2024	21:00	0	0	0	0	1	0	0	0	0	0	0	0	0	0	0	0	0	0	0	0	1	32	35	25 to 35	100.0	*	*
08/04/2024	22:00	0	0	0	0	2	0	0	0	0	0	0	0	0	0	0	0	0	0	0	0	2	32.5	35	25 to 35	100.0	*	*
08/04/2024	23:00	0	0	1	0	1	0	0	0	0	0	0	0	0	0	0	0	0	0	0	0	2	27	35	15 to 25	50.0	*	*
24 Hr Summary		16	57	162	171	61	9	0	0	0	0	0	0	0	0	0	0	0	0	0	0	476	24.8	30	20 to 30	70.0	9	1.9

Incoming Histogram

2024 April Vicarage Road

from Wed-Mar-13-2024-02-00-PM to Mon-Apr-29-2024-11-59-AM

Date	Starting Hr:min	<15	15 to <20	20 to <25	25 to <30	30 to <35	35 to <40	40 to <45	45 to <50	50 to <55	55 to <60	60 to <65	65 to <70	70 to <75	75 to <80	80 to <85	85 to <90	90 to <95	95 to <100	100 to >105	Total Counts	Avg Speed (MPH)	85pet Speed	10MPH Pace	% in pace	# of Speeders	% Speeders
09/04/2024	00:00	0	0	0	2	0	0	0	0	0	0	0	0	0	0	0	0	0	0	0	2	27.5	30	20 to 30	100.0	*	*
09/04/2024	01:00	0	0	0	0	0	0	0	0	0	0	0	0	0	0	0	0	0	0	0	0	0	0	*	*	*	*
09/04/2024	02:00	0	0	0	0	0	0	0	0	0	0	0	0	0	0	0	0	0	0	0	0	0	0	*	*	*	*
09/04/2024	03:00	0	0	0	1	0	0	0	0	0	0	0	0	0	0	0	0	0	0	0	1	27	30	20 to 30	100.0	*	*
09/04/2024	04:00	0	0	0	1	0	0	0	0	0	0	0	0	0	0	0	0	0	0	0	1	27	30	20 to 30	100.0	*	*
09/04/2024	05:00	1	0	1	1	0	0	1	0	0	0	0	0	0	0	0	0	0	0	0	4	25.8	30	20 to 30	50.0	1	25.0
09/04/2024	06:00	0	0	4	6	2	0	0	0	0	0	0	0	0	0	0	0	0	0	0	12	26.4	30	20 to 30	83.3	*	*
09/04/2024	07:00	0	4	8	12	6	0	0	0	0	0	0	0	0	0	0	0	0	0	0	30	25.7	31.7	20 to 30	66.7	*	*
09/04/2024	08:00	1	3	8	16	5	0	0	0	0	0	0	0	0	0	0	0	0	0	0	33	25.5	30	20 to 30	72.7	*	*
09/04/2024	09:00	1	0	10	12	3	0	0	0	0	0	0	0	0	0	0	0	0	0	0	26	25.5	29.6	20 to 30	84.6	*	*
09/04/2024	10:00	4	4	7	11	4	1	1	0	0	0	0	0	0	0	0	0	0	0	0	32	24.4	31.2	20 to 30	56.3	2	6.3
09/04/2024	11:00	2	5	8	8	3	0	0	0	0	0	0	0	0	0	0	0	0	0	0	26	23.3	29.4	20 to 30	61.5	*	*
09/04/2024	12:00	0	1	6	13	3	0	0	0	0	0	0	0	0	0	0	0	0	0	0	23	26.2	30	20 to 30	82.6	*	*
09/04/2024	13:00	1	3	10	12	0	0	0	0	0	0	0	0	0	0	0	0	0	0	0	26	23.7	28.3	20 to 30	84.6	*	*
09/04/2024	14:00	1	6	13	21	6	1	0	0	0	0	0	0	0	0	0	0	0	0	0	48	25.3	30	20 to 30	70.8	1	2.1
09/04/2024	15:00	0	6	8	21	8	0	0	0	0	0	0	0	0	0	0	0	0	0	0	43	26	31.2	20 to 30	67.4	*	*
09/04/2024	16:00	1	5	8	20	7	3	0	0	0	0	0	0	0	0	0	0	0	0	0	44	26.5	32.1	20 to 30	63.6	3	6.8
09/04/2024	17:00	0	2	9	25	4	2	1	1	0	0	0	0	0	0	0	0	0	0	0	44	27.6	31.2	20 to 30	77.3	4	9.1
09/04/2024	18:00	3	3	11	14	2	0	0	0	0	0	0	0	0	0	0	0	0	0	0	33	23.7	28.9	20 to 30	75.8	*	*
09/04/2024	19:00	0	1	5	6	0	0	0	0	0	0	0	0	0	0	0	0	0	0	0	12	24.3	28.3	20 to 30	91.7	*	*
09/04/2024	20:00	1	1	6	5	1	0	0	0	0	0	0	0	0	0	0	0	0	0	0	14	23.8	29	20 to 30	78.6	*	*
09/04/2024	21:00	0	0	1	1	0	1	0	0	0	0	0	0	0	0	0	0	0	0	0	3	28.7	40	20 to 30	66.7	1	33.3
09/04/2024	22:00	0	0	1	2	1	0	0	0	0	0	0	0	0	0	0	0	0	0	0	4	27	30	20 to 30	75.0	*	*
09/04/2024	23:00	0	0	0	1	0	0	0	0	0	0	0	0	0	0	0	0	0	0	0	1	27	30	20 to 30	100.0	*	*
24 Hr Summary		16	44	124	211	55	8	3	1	0	0	0	0	0	0	0	0	0	0	0	462	25.4	30	20 to 30	72.5	12	2.6

Incoming Histogram

2024 April Vicarage Road

from Wed-Mar-13-2024-02-00-PM to Mon-Apr-29-2024-11-59-AM

Date	Starting Hr:min	<15	15 to <20	20 to <25	25 to <30	30 to <35	35 to <40	40 to <45	45 to <50	50 to <55	55 to <60	60 to <65	65 to <70	70 to <75	75 to <80	80 to <85	85 to <90	90 to <95	95 to <100	100 to >105	Total Counts	Avg Speed (MPH)	85pet Speed	10MPH Pace	% in pace	# of Speeders	% Speeders	
10/04/2024	00:00	0	0	0	0	0	0	0	0	0	0	0	0	0	0	0	0	0	0	0	0	0	0	*	*	*	*	
10/04/2024	01:00	0	0	0	2	0	0	0	0	0	0	0	0	0	0	0	0	0	0	0	0	2	27	30	20 to 30	100.0	*	*
10/04/2024	02:00	0	0	0	1	0	0	0	0	0	0	0	0	0	0	0	0	0	0	0	0	1	27	30	20 to 30	100.0	*	*
10/04/2024	03:00	0	0	0	0	0	0	0	0	0	0	0	0	0	0	0	0	0	0	0	0	0	0	*	*	*	*	
10/04/2024	04:00	0	0	0	0	1	0	0	0	0	0	0	0	0	0	0	0	0	0	0	0	1	32	35	25 to 35	100.0	*	*
10/04/2024	05:00	0	0	6	2	2	0	0	0	0	0	0	0	0	0	0	0	0	0	0	0	10	25.4	30	20 to 30	80.0	*	*
10/04/2024	06:00	0	1	4	5	1	0	0	0	0	0	0	0	0	0	0	0	0	0	0	0	11	24.9	29	20 to 30	81.8	*	*
10/04/2024	07:00	0	4	12	8	6	0	0	0	0	0	0	0	0	0	0	0	0	0	0	0	30	25.1	31.7	20 to 30	66.7	*	*
10/04/2024	08:00	0	4	19	14	3	0	0	0	0	0	0	0	0	0	0	0	0	0	0	0	40	24.4	28.9	20 to 30	82.5	*	*
10/04/2024	09:00	1	1	6	13	3	0	0	0	0	0	0	0	0	0	0	0	0	0	0	0	24	25.5	29.6	20 to 30	79.2	*	*
10/04/2024	10:00	2	3	14	7	0	0	0	0	0	0	0	0	0	0	0	0	0	0	0	0	26	22.4	27.1	20 to 30	80.8	*	*
10/04/2024	11:00	2	0	7	11	4	1	0	0	0	0	0	0	0	0	0	0	0	0	0	0	25	25.7	31.2	20 to 30	72.0	1	4.0
10/04/2024	12:00	4	3	13	10	5	2	0	0	0	0	0	0	0	0	0	0	0	0	0	0	37	24.3	31	20 to 30	62.2	2	5.4
10/04/2024	13:00	0	0	7	9	0	0	0	0	0	0	0	0	0	0	0	0	0	0	0	0	16	25.3	28.9	20 to 30	100.0	*	*
10/04/2024	14:00	2	1	8	9	6	0	0	0	0	0	0	0	0	0	0	0	0	0	0	0	26	25.5	31.7	20 to 30	65.4	*	*
10/04/2024	15:00	1	4	9	24	7	0	0	0	0	0	0	0	0	0	0	0	0	0	0	0	45	26	30	20 to 30	73.3	*	*
10/04/2024	16:00	0	0	8	26	4	1	0	0	0	0	0	0	0	0	0	0	0	0	0	0	39	27.1	29.8	20 to 30	87.2	1	2.6
10/04/2024	17:00	2	2	10	14	4	0	0	0	0	0	0	0	0	0	0	0	0	0	0	0	32	24.7	29.6	20 to 30	75.0	*	*
10/04/2024	18:00	2	2	7	10	1	0	0	0	0	0	0	0	0	0	0	0	0	0	0	0	22	23.8	29	20 to 30	77.3	*	*
10/04/2024	19:00	0	1	6	2	2	0	0	0	0	0	0	0	0	0	0	0	0	0	0	0	11	24.6	30	20 to 30	72.7	*	*
10/04/2024	20:00	0	0	3	5	2	0	0	0	0	0	0	0	0	0	0	0	0	0	0	0	10	26.8	30	20 to 30	80.0	*	*
10/04/2024	21:00	0	0	1	3	1	0	0	0	0	0	0	0	0	0	0	0	0	0	0	0	5	27.2	30	20 to 30	80.0	*	*
10/04/2024	22:00	0	1	2	3	1	0	0	0	0	0	0	0	0	0	0	0	0	0	0	0	7	25	30	20 to 30	71.4	*	*
10/04/2024	23:00	0	0	0	0	1	0	0	1	0	0	0	0	0	0	0	0	0	0	0	0	2	39.5	50	25 to 35	50.0	1	50.0
24 Hr Summary		16	27	142	178	54	4	0	1	0	0	0	0	0	0	0	0	0	0	0	0	422	25.2	29.9	20 to 30	75.8	5	1.2

Incoming Histogram

2024 April Vicarage Road

from Wed-Mar-13-2024-02-00-PM to Mon-Apr-29-2024-11-59-AM

Date	Starting Hr:min	<15	15 to <20	20 to <25	25 to <30	30 to <35	35 to <40	40 to <45	45 to <50	50 to <55	55 to <60	60 to <65	65 to <70	70 to <75	75 to <80	80 to <85	85 to <90	90 to <95	95 to <100	100 to >105	Total Counts	Avg Speed (MPH)	85pet Speed	10MPH Pace	% in pace	# of Speeders	% Speeders	
11/04/2024	00:00	0	0	0	1	0	0	0	0	0	0	0	0	0	0	0	0	0	0	0	0	1	27	30	20 to 30	100.0	*	*
11/04/2024	01:00	0	0	0	0	0	1	0	0	0	0	0	0	0	0	0	0	0	0	0	0	1	37	40	30 to 40	100.0	1	100.0
11/04/2024	02:00	0	0	0	1	0	0	0	0	0	0	0	0	0	0	0	0	0	0	0	0	1	27	30	20 to 30	100.0	*	*
11/04/2024	03:00	0	1	2	0	0	0	0	0	0	0	0	0	0	0	0	0	0	0	0	0	3	20.3	25	15 to 25	100.0	*	*
11/04/2024	04:00	0	0	0	1	0	0	0	0	0	0	0	0	0	0	0	0	0	0	0	0	1	27	30	20 to 30	100.0	*	*
11/04/2024	05:00	0	1	1	1	0	0	0	0	0	0	0	0	0	0	0	0	0	0	0	0	3	22	30	15 to 25	66.7	*	*
11/04/2024	06:00	1	0	4	8	4	0	0	0	0	0	0	0	0	0	0	0	0	0	0	0	17	26.1	31.2	20 to 30	70.6	*	*
11/04/2024	07:00	0	1	3	10	3	1	0	0	0	0	0	0	0	0	0	0	0	0	0	0	18	27.3	31.7	20 to 30	72.2	1	5.6
11/04/2024	08:00	0	2	4	12	3	0	0	0	0	0	0	0	0	0	0	0	0	0	0	0	21	26.1	30	20 to 30	76.2	*	*
11/04/2024	09:00	2	1	10	17	3	1	0	0	0	0	0	0	0	0	0	0	0	0	0	0	34	25.4	29.7	20 to 30	79.4	1	2.9
11/04/2024	10:00	2	2	10	18	5	0	0	0	0	0	0	0	0	0	0	0	0	0	0	0	37	25.4	29.7	20 to 30	75.7	*	*
11/04/2024	11:00	1	9	8	18	4	0	1	0	0	0	0	0	0	0	0	0	0	0	0	0	41	24.7	29.7	20 to 30	63.4	1	2.4
11/04/2024	12:00	1	8	5	13	9	0	0	0	0	0	0	0	0	0	0	0	0	0	0	0	36	25.3	32.2	25 to 35	61.1	*	*
11/04/2024	13:00	0	1	7	17	2	3	0	0	0	0	0	0	0	0	0	0	0	0	0	0	30	27.2	32.5	20 to 30	80.0	3	10.0
11/04/2024	14:00	0	3	6	9	10	0	0	0	0	0	0	0	0	0	0	0	0	0	0	0	28	27	33	25 to 35	67.9	*	*
11/04/2024	15:00	0	2	2	28	12	1	0	0	0	0	0	0	0	0	0	0	0	0	0	0	45	28.3	32.5	25 to 35	88.9	1	2.2
11/04/2024	16:00	1	3	11	11	10	2	0	0	0	0	0	0	0	0	0	0	0	0	0	0	38	26.6	33	20 to 30	57.9	2	5.3
11/04/2024	17:00	0	7	13	23	7	1	0	0	0	0	0	0	0	0	0	0	0	0	0	0	51	25.6	30	20 to 30	70.6	1	2.0
11/04/2024	18:00	0	1	12	10	1	0	0	0	0	0	0	0	0	0	0	0	0	0	0	0	24	24.7	28.5	20 to 30	91.7	*	*
11/04/2024	19:00	0	0	3	1	1	1	1	0	0	0	0	0	0	0	0	0	0	0	0	0	7	29.1	40	20 to 30	57.1	2	28.6
11/04/2024	20:00	1	1	5	4	0	0	0	0	0	0	0	0	0	0	0	0	0	0	0	0	11	22.8	27.5	20 to 30	81.8	*	*
11/04/2024	21:00	0	0	1	0	0	0	0	0	0	0	0	0	0	0	0	0	0	0	0	0	1	22	25	15 to 25	100.0	*	*
11/04/2024	22:00	0	0	1	1	2	0	0	0	0	0	0	0	0	0	0	0	0	0	0	0	4	28.5	32.5	25 to 35	75.0	*	*
11/04/2024	23:00	0	0	2	0	1	0	0	0	0	0	0	0	0	0	0	0	0	0	0	0	3	25.3	35	15 to 25	66.7	*	*
24 Hr Summary		9	43	110	204	77	11	2	0	0	0	0	0	0	0	0	0	0	0	0	0	456	26	31.4	20 to 30	68.9	13	2.9

Incoming Histogram

2024 April Vicarage Road

from Wed-Mar-13-2024-02-00-PM to Mon-Apr-29-2024-11-59-AM

Date	Starting Hr:min	<15	15 to <20	20 to <25	25 to <30	30 to <35	35 to <40	40 to <45	45 to <50	50 to <55	55 to <60	60 to <65	65 to <70	70 to <75	75 to <80	80 to <85	85 to <90	90 to <95	95 to <100	100 to >105	Total Counts	Avg Speed (MPH)	85pet Speed	10MPH Pace	% in pace	# of Speeders	% Speeders	
12/04/2024	00:00	0	0	0	0	0	0	0	0	0	0	0	0	0	0	0	0	0	0	0	0	0	0	*	*	*	*	
12/04/2024	01:00	0	0	0	1	0	0	0	0	0	0	0	0	0	0	0	0	0	0	0	0	1	27	30	20 to 30	100.0	*	*
12/04/2024	02:00	0	0	0	0	0	0	0	0	0	0	0	0	0	0	0	0	0	0	0	0	0	0	*	*	*	*	
12/04/2024	03:00	0	0	0	0	0	0	0	0	0	0	0	0	0	0	0	0	0	0	0	0	0	0	*	*	*	*	
12/04/2024	04:00	0	0	0	0	1	0	0	0	0	0	0	0	0	0	0	0	0	0	0	0	1	32	35	25 to 35	100.0	*	*
12/04/2024	05:00	0	0	0	0	0	0	0	0	0	0	0	0	0	0	0	0	0	0	0	0	0	0	*	*	*	*	
12/04/2024	06:00	1	1	7	5	3	0	0	0	0	0	0	0	0	0	0	0	0	0	0	0	17	24.6	30	20 to 30	70.6	*	*
12/04/2024	07:00	0	1	11	11	2	0	0	0	0	0	0	0	0	0	0	0	0	0	0	0	25	25.2	29.1	20 to 30	88.0	*	*
12/04/2024	08:00	0	3	7	14	4	0	0	0	0	0	0	0	0	0	0	0	0	0	0	0	28	25.8	30	20 to 30	75.0	*	*
12/04/2024	09:00	0	7	9	10	6	1	0	0	0	0	0	0	0	0	0	0	0	0	0	0	33	25.1	31.7	20 to 30	57.6	1	3.0
12/04/2024	10:00	1	4	13	11	7	1	0	0	0	0	0	0	0	0	0	0	0	0	0	0	37	25.4	31.4	20 to 30	64.9	1	2.7
12/04/2024	11:00	0	1	18	11	6	1	0	0	0	0	0	0	0	0	0	0	0	0	0	0	37	25.8	30.8	20 to 30	78.4	1	2.7
12/04/2024	12:00	0	3	14	16	4	2	0	0	0	0	0	0	0	0	0	0	0	0	0	0	39	25.9	30	20 to 30	76.9	2	5.1
12/04/2024	13:00	4	3	8	5	5	0	0	0	0	0	0	0	0	0	0	0	0	0	0	0	25	22.7	31	20 to 30	52.0	*	*
12/04/2024	14:00	0	3	13	20	3	3	0	0	0	0	0	0	0	0	0	0	0	0	0	0	42	26.2	30	20 to 30	78.6	3	7.1
12/04/2024	15:00	0	2	11	24	3	2	0	0	0	0	0	0	0	0	0	0	0	0	0	0	42	26.5	29.8	20 to 30	83.3	2	4.8
12/04/2024	16:00	2	3	15	12	2	0	0	0	0	0	0	0	0	0	0	0	0	0	0	0	34	23.5	28.8	20 to 30	79.4	*	*
12/04/2024	17:00	1	1	3	10	4	1	0	0	0	0	0	0	0	0	0	0	0	0	0	0	20	26.9	32.5	25 to 35	70.0	1	5.0
12/04/2024	18:00	0	1	6	12	6	1	0	0	0	0	0	0	0	0	0	0	0	0	0	0	26	27.3	32.5	20 to 30	69.2	1	3.8
12/04/2024	19:00	1	2	9	6	1	0	0	0	0	0	0	0	0	0	0	0	0	0	0	0	19	23.3	28.3	20 to 30	78.9	*	*
12/04/2024	20:00	0	0	0	6	2	0	0	0	0	0	0	0	0	0	0	0	0	0	0	0	8	28.5	32.5	25 to 35	100.0	*	*
12/04/2024	21:00	0	0	0	2	2	1	0	0	0	0	0	0	0	0	0	0	0	0	0	0	5	31	35	25 to 35	80.0	1	20.0
12/04/2024	22:00	0	0	1	1	1	0	0	0	0	0	0	0	0	0	0	0	0	0	0	0	3	27	35	20 to 30	66.7	*	*
12/04/2024	23:00	0	0	1	1	0	0	0	0	0	0	0	0	0	0	0	0	0	0	0	0	2	24.5	30	20 to 30	100.0	*	*
24 Hr Summary		10	35	146	178	62	13	0	0	0	0	0	0	0	0	0	0	0	0	0	0	444	25.6	30.6	20 to 30	73.0	13	2.9

Incoming Histogram

2024 April Vicarage Road

from Wed-Mar-13-2024-02-00-PM to Mon-Apr-29-2024-11-59-AM

Date	Starting Hr:min	<15	15 to <20	20 to <25	25 to <30	30 to <35	35 to <40	40 to <45	45 to <50	50 to <55	55 to <60	60 to <65	65 to <70	70 to <75	75 to <80	80 to <85	85 to <90	90 to <95	95 to <100	100 to >105	Total Counts	Avg Speed (MPH)	85pet Speed	10MPH Pace	% in pace	# of Speeders	% Speeders	
13/04/2024	00:00	0	0	0	0	1	1	0	0	0	0	0	0	0	0	0	0	0	0	0	0	2	34.5	40	30 to 40	100.0	1	50.0
13/04/2024	01:00	0	0	0	0	0	0	0	0	0	0	0	0	0	0	0	0	0	0	0	0	0	0	0	*	*	*	*
13/04/2024	02:00	0	0	0	0	0	0	0	0	0	0	0	0	0	0	0	0	0	0	0	0	0	0	0	*	*	*	*
13/04/2024	03:00	0	0	1	0	0	0	0	0	0	0	0	0	0	0	0	0	0	0	0	0	1	22	25	15 to 25	100.0	*	*
13/04/2024	04:00	0	0	0	0	0	1	0	0	0	0	0	0	0	0	0	0	0	0	0	0	1	37	40	30 to 40	100.0	1	100.0
13/04/2024	05:00	0	0	0	0	0	0	0	0	0	0	0	0	0	0	0	0	0	0	0	0	0	0	0	*	*	*	*
13/04/2024	06:00	0	0	2	1	2	0	0	0	0	0	0	0	0	0	0	0	0	0	0	0	5	27.2	32.5	20 to 30	60.0	*	*
13/04/2024	07:00	1	2	8	14	1	0	0	0	0	0	0	0	0	0	0	0	0	0	0	0	26	24.7	28.9	20 to 30	84.6	*	*
13/04/2024	08:00	1	2	6	13	5	1	0	0	0	0	0	0	0	0	0	0	0	0	0	0	28	26.1	32	20 to 30	67.9	1	3.6
13/04/2024	09:00	1	6	10	16	6	1	0	0	0	0	0	0	0	0	0	0	0	0	0	0	40	25.3	30.8	20 to 30	65.0	1	2.5
13/04/2024	10:00	0	5	13	21	4	2	0	0	0	0	0	0	0	0	0	0	0	0	0	0	45	25.7	29.8	20 to 30	75.6	2	4.4
13/04/2024	11:00	0	4	11	13	5	0	0	0	0	0	0	0	0	0	0	0	0	0	0	0	33	25.3	30	20 to 30	72.7	*	*
13/04/2024	12:00	0	2	9	7	3	3	0	0	0	0	0	0	0	0	0	0	0	0	0	0	24	26.5	33.3	20 to 30	66.7	3	12.5
13/04/2024	13:00	1	5	15	25	4	0	0	0	0	0	0	0	0	0	0	0	0	0	0	0	50	24.9	29.2	20 to 30	80.0	*	*
13/04/2024	14:00	1	2	14	12	1	1	0	0	0	0	0	0	0	0	0	0	0	0	0	0	31	24.5	28.8	20 to 30	83.9	1	3.2
13/04/2024	15:00	0	2	11	13	5	1	0	0	0	0	0	0	0	0	0	0	0	0	0	0	32	26.1	31	20 to 30	75.0	1	3.1
13/04/2024	16:00	0	3	14	12	2	1	0	0	0	0	0	0	0	0	0	0	0	0	0	0	32	24.9	29.2	20 to 30	81.3	1	3.1
13/04/2024	17:00	0	2	9	7	2	0	0	0	0	0	0	0	0	0	0	0	0	0	0	0	20	24.6	29.3	20 to 30	80.0	*	*
13/04/2024	18:00	2	0	3	3	1	0	0	0	0	0	0	0	0	0	0	0	0	0	0	0	9	22.1	30	20 to 30	66.7	*	*
13/04/2024	19:00	2	3	6	3	2	1	0	0	0	0	0	0	0	0	0	0	0	0	0	0	17	23.2	30	15 to 25	52.9	1	5.9
13/04/2024	20:00	1	1	5	2	1	0	0	0	0	0	0	0	0	0	0	0	0	0	0	0	10	22.7	27.5	20 to 30	70.0	*	*
13/04/2024	21:00	0	0	0	0	1	0	0	0	0	0	0	0	0	0	0	0	0	0	0	0	1	32	35	25 to 35	100.0	*	*
13/04/2024	22:00	1	3	0	4	3	0	0	0	0	0	0	0	0	0	0	0	0	0	0	0	11	24.5	31.7	25 to 35	63.6	*	*
13/04/2024	23:00	1	0	2	2	1	0	0	0	0	0	0	0	0	0	0	0	0	0	0	0	6	23.7	30	20 to 30	66.7	*	*
24 Hr Summary		12	42	139	168	50	13	0	0	0	0	0	0	0	0	0	0	0	0	0	424	25.2	30	20 to 30	72.4	13	3.1	

Incoming Histogram

2024 April Vicarage Road

from Wed-Mar-13-2024-02-00-PM to Mon-Apr-29-2024-11-59-AM

Date	Starting Hr:min	<15	15 to <20	20 to <25	25 to <30	30 to <35	35 to <40	40 to <45	45 to <50	50 to <55	55 to <60	60 to <65	65 to <70	70 to <75	75 to <80	80 to <85	85 to <90	90 to <95	95 to <100	100 to >105	Total Counts	Avg Speed (MPH)	85pet Speed	10MPH Pace	% in pace	# of Speeders	% Speeders	
14/04/2024	00:00	0	2	1	0	0	0	0	0	0	0	0	0	0	0	0	0	0	0	0	0	3	19	25	15 to 25	100.0	*	*
14/04/2024	01:00	0	0	0	1	0	0	0	0	0	0	0	0	0	0	0	0	0	0	0	0	1	27	30	20 to 30	100.0	*	*
14/04/2024	02:00	1	0	0	0	0	0	0	0	0	0	0	0	0	0	0	0	0	0	0	0	1	12	15	5 to 15	100.0	*	*
14/04/2024	03:00	0	0	0	0	0	0	0	0	0	0	0	0	0	0	0	0	0	0	0	0	0	0	0	*	*	*	*
14/04/2024	04:00	0	0	0	0	0	0	0	0	0	0	0	0	0	0	0	0	0	0	0	0	0	0	0	*	*	*	*
14/04/2024	05:00	0	0	0	1	0	0	0	0	0	0	0	0	0	0	0	0	0	0	0	0	1	27	30	20 to 30	100.0	*	*
14/04/2024	06:00	0	0	2	2	0	0	0	0	0	0	0	0	0	0	0	0	0	0	0	0	4	25	27.5	20 to 30	100.0	*	*
14/04/2024	07:00	0	0	5	8	1	0	0	0	0	0	0	0	0	0	0	0	0	0	0	0	14	25.9	29.4	20 to 30	92.9	*	*
14/04/2024	08:00	2	1	11	7	3	1	1	0	0	0	0	0	0	0	0	0	0	0	0	0	26	25	31.7	20 to 30	69.2	2	7.7
14/04/2024	09:00	0	2	7	11	5	0	0	0	0	0	0	0	0	0	0	0	0	0	0	0	25	26.2	31	20 to 30	72.0	*	*
14/04/2024	10:00	0	3	13	4	1	0	0	0	0	0	0	0	0	0	0	0	0	0	0	0	21	23	27.5	20 to 30	81.0	*	*
14/04/2024	11:00	1	3	20	9	6	1	0	0	0	0	0	0	0	0	0	0	0	0	0	0	40	24.8	30.8	20 to 30	72.5	1	2.5
14/04/2024	12:00	2	0	17	14	3	0	0	0	0	0	0	0	0	0	0	0	0	0	0	0	36	24.5	29.3	20 to 30	86.1	*	*
14/04/2024	13:00	4	6	9	10	3	0	0	0	0	0	0	0	0	0	0	0	0	0	0	0	32	22.5	29	20 to 30	59.4	*	*
14/04/2024	14:00	3	3	13	12	1	0	0	0	0	0	0	0	0	0	0	0	0	0	0	0	32	23	28.3	20 to 30	78.1	*	*
14/04/2024	15:00	1	2	10	12	6	0	1	0	0	0	0	0	0	0	0	0	0	0	0	0	32	26.1	31.7	20 to 30	68.8	1	3.1
14/04/2024	16:00	0	3	9	8	1	0	0	0	0	0	0	0	0	0	0	0	0	0	0	0	21	24	28.8	20 to 30	81.0	*	*
14/04/2024	17:00	1	0	8	10	1	1	0	0	0	0	0	0	0	0	0	0	0	0	0	0	21	25.4	29.5	20 to 30	85.7	1	4.8
14/04/2024	18:00	1	2	2	5	2	1	0	0	0	0	0	0	0	0	0	0	0	0	0	0	13	25.3	32.5	20 to 30	53.8	1	7.7
14/04/2024	19:00	0	0	2	3	1	0	0	0	0	0	0	0	0	0	0	0	0	0	0	0	6	26.3	30	20 to 30	83.3	*	*
14/04/2024	20:00	0	0	3	2	3	0	0	0	0	0	0	0	0	0	0	0	0	0	0	0	8	27.3	33.3	20 to 30	62.5	*	*
14/04/2024	21:00	1	0	0	1	1	0	0	1	0	0	0	0	0	0	0	0	0	0	0	0	4	29.5	35	25 to 35	50.0	1	25.0
14/04/2024	22:00	0	0	1	0	0	0	0	0	0	0	0	0	0	0	0	0	0	0	0	0	1	22	25	15 to 25	100.0	*	*
14/04/2024	23:00	0	0	0	0	1	0	0	0	0	0	0	0	0	0	0	0	0	0	0	0	1	32	35	25 to 35	100.0	*	*
24 Hr Summary		17	27	133	120	39	4	2	1	0	0	0	0	0	0	0	0	0	0	0	0	343	24.6	29.8	20 to 30	73.8	7	2.0

Incoming Histogram

2024 April Vicarage Road

from Wed-Mar-13-2024-02-00-PM to Mon-Apr-29-2024-11-59-AM

Date	Starting Hr:min	<15	15 to <20	20 to <25	25 to <30	30 to <35	35 to <40	40 to <45	45 to <50	50 to <55	55 to <60	60 to <65	65 to <70	70 to <75	75 to <80	80 to <85	85 to <90	90 to <95	95 to <100	100 to >105	Total Counts	Avg Speed (MPH)	85pet Speed	10MPH Pace	% in pace	# of Speeders	% Speeders
15/04/2024	00:00	0	0	0	0	0	0	0	0	0	0	0	0	0	0	0	0	0	0	0	0	0	0	*	*	*	*
15/04/2024	01:00	0	0	0	0	0	0	0	0	0	0	0	0	0	0	0	0	0	0	0	0	0	0	*	*	*	*
15/04/2024	02:00	0	0	0	0	1	0	0	0	0	0	0	0	0	0	0	0	0	0	0	1	32	35	25 to 35	100.0	*	*
15/04/2024	03:00	0	0	0	1	0	0	0	0	0	0	0	0	0	0	0	0	0	0	0	1	27	30	20 to 30	100.0	*	*
15/04/2024	04:00	0	0	1	0	0	0	0	0	0	0	0	0	0	0	0	0	0	0	0	1	22	25	15 to 25	100.0	*	*
15/04/2024	05:00	1	0	1	0	1	0	0	0	0	0	0	0	0	0	0	0	0	0	0	3	20.3	35	0 to 10	33.3	*	*
15/04/2024	06:00	2	3	8	10	0	0	0	0	0	0	0	0	0	0	0	0	0	0	0	23	22.8	28.5	20 to 30	78.3	*	*
15/04/2024	07:00	0	1	27	20	7	0	0	0	0	0	0	0	0	0	0	0	0	0	0	55	25.4	29.8	20 to 30	85.5	*	*
15/04/2024	08:00	1	2	13	13	4	0	0	0	0	0	0	0	0	0	0	0	0	0	0	33	24.9	29.6	20 to 30	78.8	*	*
15/04/2024	09:00	0	2	7	11	2	0	0	0	0	0	0	0	0	0	0	0	0	0	0	22	25.3	29.5	20 to 30	81.8	*	*
15/04/2024	10:00	1	4	13	3	3	0	0	0	0	0	0	0	0	0	0	0	0	0	0	24	22.9	28.3	15 to 25	70.8	*	*
15/04/2024	11:00	2	1	12	14	2	1	0	0	0	0	0	0	0	0	0	0	0	0	0	32	24.9	29.3	20 to 30	81.3	1	3.1
15/04/2024	12:00	0	2	11	8	4	0	0	0	0	0	0	0	0	0	0	0	0	0	0	25	25.2	30	20 to 30	76.0	*	*
15/04/2024	13:00	1	7	8	9	3	0	0	0	0	0	0	0	0	0	0	0	0	0	0	28	23.4	29.4	20 to 30	60.7	*	*
15/04/2024	14:00	2	5	19	20	4	0	1	0	0	0	0	0	0	0	0	0	0	0	0	51	24.7	29.2	20 to 30	76.5	1	2.0
15/04/2024	15:00	0	5	18	12	5	0	0	0	0	0	0	0	0	0	0	0	0	0	0	40	24.5	29.6	20 to 30	75.0	*	*
15/04/2024	16:00	1	5	17	23	11	1	0	0	0	0	0	0	0	0	0	0	0	0	0	58	25.9	31.4	20 to 30	69.0	1	1.7
15/04/2024	17:00	3	6	11	14	3	1	0	0	0	0	0	0	0	0	0	0	0	0	0	38	23.7	29.3	20 to 30	65.8	1	2.6
15/04/2024	18:00	1	2	10	14	2	0	0	0	0	0	0	0	0	0	0	0	0	0	0	29	24.8	29.3	20 to 30	82.8	*	*
15/04/2024	19:00	1	3	6	2	0	0	0	0	0	0	0	0	0	0	0	0	0	0	0	12	20.9	25	15 to 25	75.0	*	*
15/04/2024	20:00	4	2	3	3	0	0	0	0	0	0	0	0	0	0	0	0	0	0	0	12	18.8	26.7	20 to 30	50.0	*	*
15/04/2024	21:00	0	0	0	1	1	0	0	0	0	0	0	0	0	0	0	0	0	0	0	2	29.5	35	25 to 35	100.0	*	*
15/04/2024	22:00	0	0	1	3	1	1	0	0	0	0	0	0	0	0	0	0	0	0	0	6	28.8	35	20 to 30	66.7	1	16.7
15/04/2024	23:00	0	0	0	0	0	0	0	0	0	0	0	0	0	0	0	0	0	0	0	0	0	0	*	*	*	*
24 Hr Summary		20	50	186	181	54	4	1	0	0	0	0	0	0	0	0	0	0	0	0	496	24.5	29.6	20 to 30	74.0	5	1.0

Incoming Histogram

2024 April Vicarage Road

from Wed-Mar-13-2024-02-00-PM to Mon-Apr-29-2024-11-59-AM

Date	Starting Hr:min	<15	15 to <20	20 to <25	25 to <30	30 to <35	35 to <40	40 to <45	45 to <50	50 to <55	55 to <60	60 to <65	65 to <70	70 to <75	75 to <80	80 to <85	85 to <90	90 to <95	95 to <100	100 to >105	Total Counts	Avg Speed (MPH)	85pet Speed	10MPH Pace	% in pace	# of Speeders	% Speeders	
16/04/2024	00:00	0	0	0	0	0	0	0	0	0	0	0	0	0	0	0	0	0	0	0	0	0	0	*	*	*	*	
16/04/2024	01:00	0	0	0	0	0	0	0	0	0	0	0	0	0	0	0	0	0	0	0	0	0	0	*	*	*	*	
16/04/2024	02:00	0	0	0	0	0	0	0	0	0	0	0	0	0	0	0	0	0	0	0	0	0	0	*	*	*	*	
16/04/2024	03:00	0	0	0	0	0	0	0	0	0	0	0	0	0	0	0	0	0	0	0	0	0	0	*	*	*	*	
16/04/2024	04:00	0	0	0	0	0	0	0	0	0	0	0	0	0	0	0	0	0	0	0	0	0	0	*	*	*	*	
16/04/2024	05:00	1	0	2	5	0	0	0	0	0	0	0	0	0	0	0	0	0	0	0	0	8	23.6	29	20 to 30	87.5	*	*
16/04/2024	06:00	1	2	9	12	0	0	0	0	0	0	0	0	0	0	0	0	0	0	0	0	24	24	28.3	20 to 30	87.5	*	*
16/04/2024	07:00	0	4	16	25	7	0	0	0	0	0	0	0	0	0	0	0	0	0	0	0	52	25.8	29.8	20 to 30	78.8	*	*
16/04/2024	08:00	0	2	14	20	3	0	0	0	0	0	0	0	0	0	0	0	0	0	0	0	39	25.5	29.2	20 to 30	87.2	*	*
16/04/2024	09:00	5	9	12	16	6	1	0	0	0	0	0	0	0	0	0	0	0	0	0	0	49	23.6	30	20 to 30	57.1	1	2.0
16/04/2024	10:00	1	1	12	11	7	1	0	0	0	0	0	0	0	0	0	0	0	0	0	0	33	26.2	32.1	20 to 30	69.7	1	3.0
16/04/2024	11:00	1	5	12	15	6	0	0	0	0	0	0	0	0	0	0	0	0	0	0	0	39	24.9	30	20 to 30	69.2	*	*
16/04/2024	12:00	3	5	14	13	2	0	0	0	0	0	0	0	0	0	0	0	0	0	0	0	37	23.1	28.5	20 to 30	73.0	*	*
16/04/2024	13:00	2	4	4	8	4	2	0	0	0	0	0	0	0	0	0	0	0	0	0	0	24	25.2	32.5	20 to 30	50.0	2	8.3
16/04/2024	14:00	1	5	24	24	9	0	0	0	0	0	0	0	0	0	0	0	0	0	0	0	63	25.1	30	20 to 30	76.2	*	*
16/04/2024	15:00	1	4	11	22	9	2	1	0	0	0	0	0	0	0	0	0	0	0	0	0	50	26.8	32.2	20 to 30	66.0	3	6.0
16/04/2024	16:00	1	4	13	20	9	0	0	0	0	0	0	0	0	0	0	0	0	0	0	0	47	25.8	31.1	20 to 30	70.2	*	*
16/04/2024	17:00	2	4	18	15	1	1	0	0	0	0	0	0	0	0	0	0	0	0	0	0	41	23.9	28.7	20 to 30	80.5	1	2.4
16/04/2024	18:00	2	2	13	8	0	0	0	0	0	0	0	0	0	0	0	0	0	0	0	0	25	22.8	27.5	20 to 30	84.0	*	*
16/04/2024	19:00	0	2	8	4	0	0	0	0	0	0	0	0	0	0	0	0	0	0	0	0	14	23	27.5	20 to 30	85.7	*	*
16/04/2024	20:00	0	0	0	0	0	0	0	0	0	0	0	0	0	0	0	0	0	0	0	0	0	0	*	*	*	*	
16/04/2024	21:00	0	0	3	5	0	0	0	0	0	0	0	0	0	0	0	0	0	0	0	0	8	25.3	29	20 to 30	100.0	*	*
16/04/2024	22:00	0	0	2	1	0	0	0	0	0	0	0	0	0	0	0	0	0	0	0	0	3	23.7	30	20 to 30	100.0	*	*
16/04/2024	23:00	0	0	1	2	0	0	0	0	0	0	0	0	0	0	0	0	0	0	0	0	3	25.3	30	20 to 30	100.0	*	*
24 Hr Summary		21	53	188	226	63	7	1	0	0	0	0	0	0	0	0	0	0	0	0	0	559	24.9	29.7	20 to 30	74.1	8	1.4

Incoming Histogram

2024 April Vicarage Road

from Wed-Mar-13-2024-02-00-PM to Mon-Apr-29-2024-11-59-AM

Date	Starting Hr:min	<15	15 to <20	20 to <25	25 to <30	30 to <35	35 to <40	40 to <45	45 to <50	50 to <55	55 to <60	60 to <65	65 to <70	70 to <75	75 to <80	80 to <85	85 to <90	90 to <95	95 to <100	100 to >105	Total Counts	Avg Speed (MPH)	85pet Speed	10MPH Pace	% in pace	# of Speeders	% Speeders	
17/04/2024	00:00	0	0	0	0	0	0	0	0	0	0	0	0	0	0	0	0	0	0	0	0	0	0	*	*	*	*	
17/04/2024	01:00	0	0	0	0	0	0	0	0	0	0	0	0	0	0	0	0	0	0	0	0	0	0	*	*	*	*	
17/04/2024	02:00	0	0	0	0	0	0	0	0	0	0	0	0	0	0	0	0	0	0	0	0	0	0	*	*	*	*	
17/04/2024	03:00	0	0	0	0	0	0	0	0	0	0	0	0	0	0	0	0	0	0	0	0	0	0	*	*	*	*	
17/04/2024	04:00	0	0	0	1	0	0	0	0	0	0	0	0	0	0	0	0	0	0	0	0	1	27	30	20 to 30	100.0	*	*
17/04/2024	05:00	0	0	5	1	1	0	0	0	0	0	0	0	0	0	0	0	0	0	0	0	7	24.3	30	20 to 30	85.7	*	*
17/04/2024	06:00	1	1	11	11	3	0	0	0	0	0	0	0	0	0	0	0	0	0	0	0	27	24.8	29.5	20 to 30	81.5	*	*
17/04/2024	07:00	1	3	17	18	8	0	0	0	0	0	0	0	0	0	0	0	0	0	0	0	47	25.5	30.6	20 to 30	74.5	*	*
17/04/2024	08:00	4	4	11	10	0	0	0	0	0	0	0	0	0	0	0	0	0	0	0	0	29	22	28	20 to 30	72.4	*	*
17/04/2024	09:00	1	0	12	12	3	0	0	0	0	0	0	0	0	0	0	0	0	0	0	0	28	25.2	29.6	20 to 30	85.7	*	*
17/04/2024	10:00	0	1	3	17	0	0	0	0	0	0	0	0	0	0	0	0	0	0	0	0	21	26.2	29.1	20 to 30	95.2	*	*
17/04/2024	11:00	1	4	12	7	3	0	0	0	0	0	0	0	0	0	0	0	0	0	0	0	27	23.6	29.3	20 to 30	70.4	*	*
17/04/2024	12:00	1	3	12	15	6	0	0	0	0	0	0	0	0	0	0	0	0	0	0	0	37	25.4	30	20 to 30	73.0	*	*
17/04/2024	13:00	0	2	9	16	4	0	0	0	0	0	0	0	0	0	0	0	0	0	0	0	31	25.9	29.7	20 to 30	80.6	*	*
17/04/2024	14:00	3	9	12	19	8	0	0	0	0	0	0	0	0	0	0	0	0	0	0	0	51	24.3	30	20 to 30	60.8	*	*
17/04/2024	15:00	5	5	8	18	12	1	0	0	0	0	0	0	0	0	0	0	0	0	0	0	49	25.5	32.5	25 to 35	61.2	1	2.0
17/04/2024	16:00	2	6	9	30	11	2	0	0	0	0	0	0	0	0	0	0	0	0	0	0	60	26.4	31.8	25 to 35	68.3	2	3.3
17/04/2024	17:00	3	2	16	21	7	1	0	0	0	0	0	0	0	0	0	0	0	0	0	0	50	25.4	30	20 to 30	74.0	1	2.0
17/04/2024	18:00	2	0	14	16	2	0	0	0	0	0	0	0	0	0	0	0	0	0	0	0	34	24.8	29.1	20 to 30	88.2	*	*
17/04/2024	19:00	1	3	9	10	2	0	0	0	0	0	0	0	0	0	0	0	0	0	0	0	25	24.2	29	20 to 30	76.0	*	*
17/04/2024	20:00	0	0	0	1	1	0	0	0	0	0	0	0	0	0	0	0	0	0	0	0	2	29.5	35	25 to 35	100.0	*	*
17/04/2024	21:00	0	0	0	1	2	0	0	0	0	0	0	0	0	0	0	0	0	0	0	0	3	30.7	35	25 to 35	100.0	*	*
17/04/2024	22:00	0	0	0	2	1	1	0	0	0	0	0	0	0	0	0	0	0	0	0	0	4	30.8	35	25 to 35	75.0	1	25.0
17/04/2024	23:00	0	0	0	0	0	0	0	0	0	0	0	0	0	0	0	0	0	0	0	0	0	0	*	*	*	*	
24 Hr Summary		25	43	160	226	74	5	0	0	0	0	0	0	0	0	0	0	0	0	0	0	533	25.1	30	20 to 30	72.4	5	0.9

Incoming Histogram

2024 April Vicarage Road

from Wed-Mar-13-2024-02-00-PM to Mon-Apr-29-2024-11-59-AM

Date	Starting Hr:min	<15	15 to <20	20 to <25	25 to <30	30 to <35	35 to <40	40 to <45	45 to <50	50 to <55	55 to <60	60 to <65	65 to <70	70 to <75	75 to <80	80 to <85	85 to <90	90 to <95	95 to <100	100 to >105	Total Counts	Avg Speed (MPH)	85pet Speed	10MPH Pace	% in pace	# of Speeders	% Speeders	
18/04/2024	00:00	0	0	0	0	0	0	0	0	0	0	0	0	0	0	0	0	0	0	0	0	0	0	*	*	*	*	
18/04/2024	01:00	0	0	0	1	0	0	0	0	0	0	0	0	0	0	0	0	0	0	0	0	1	27	30	20 to 30	100.0	*	*
18/04/2024	02:00	0	0	0	0	0	0	0	0	0	0	0	0	0	0	0	0	0	0	0	0	0	0	*	*	*	*	
18/04/2024	03:00	0	0	0	0	0	0	0	0	0	0	0	0	0	0	0	0	0	0	0	0	0	0	*	*	*	*	
18/04/2024	04:00	1	0	1	1	1	0	0	0	0	0	0	0	0	0	0	0	0	0	0	0	4	23.3	30	20 to 30	50.0	*	*
18/04/2024	05:00	0	0	1	1	0	0	0	0	0	0	0	0	0	0	0	0	0	0	0	0	2	24.5	30	20 to 30	100.0	*	*
18/04/2024	06:00	2	4	11	15	3	1	0	0	0	0	0	0	0	0	0	0	0	0	0	0	36	24.6	29.7	20 to 30	72.2	1	2.8
18/04/2024	07:00	0	2	11	17	6	0	0	0	0	0	0	0	0	0	0	0	0	0	0	0	36	26.1	30.8	20 to 30	77.8	*	*
18/04/2024	08:00	1	3	11	16	4	0	1	0	0	0	0	0	0	0	0	0	0	0	0	0	36	25.4	30	20 to 30	75.0	1	2.8
18/04/2024	09:00	1	2	12	10	7	1	0	0	0	0	0	0	0	0	0	0	0	0	0	0	33	25.8	32.1	20 to 30	66.7	1	3.0
18/04/2024	10:00	2	5	14	10	0	0	0	0	0	0	0	0	0	0	0	0	0	0	0	0	31	22.5	27.5	20 to 30	77.4	*	*
18/04/2024	11:00	3	5	10	8	6	1	0	0	0	0	0	0	0	0	0	0	0	0	0	0	33	24.2	31.7	20 to 30	54.5	1	3.0
18/04/2024	12:00	1	3	7	14	2	1	0	0	0	0	0	0	0	0	0	0	0	0	0	0	28	25.1	29.6	20 to 30	75.0	1	3.6
18/04/2024	13:00	3	2	10	11	6	1	1	0	0	0	0	0	0	0	0	0	0	0	0	0	34	25.6	32.5	20 to 30	61.8	2	5.9
18/04/2024	14:00	0	4	19	22	11	0	0	0	0	0	0	0	0	0	0	0	0	0	0	0	56	26	31.4	20 to 30	73.2	*	*
18/04/2024	15:00	4	7	16	24	6	3	0	0	0	0	0	0	0	0	0	0	0	0	0	0	60	24.9	30	20 to 30	66.7	3	5.0
18/04/2024	16:00	1	3	17	26	7	0	0	0	0	0	0	0	0	0	0	0	0	0	0	0	54	25.6	29.8	20 to 30	79.6	*	*
18/04/2024	17:00	1	5	15	19	5	0	0	0	0	0	0	0	0	0	0	0	0	0	0	0	45	24.9	29.5	20 to 30	75.6	*	*
18/04/2024	18:00	0	4	15	15	2	0	1	0	0	0	0	0	0	0	0	0	0	0	0	0	37	25	29	20 to 30	81.1	1	2.7
18/04/2024	19:00	1	0	4	3	0	0	0	0	0	0	0	0	0	0	0	0	0	0	0	0	8	23	28.3	20 to 30	87.5	*	*
18/04/2024	20:00	0	2	2	3	1	0	0	0	0	0	0	0	0	0	0	0	0	0	0	0	8	24	30	20 to 30	62.5	*	*
18/04/2024	21:00	1	0	5	1	0	0	0	0	0	0	0	0	0	0	0	0	0	0	0	0	7	21.6	25	20 to 30	85.7	*	*
18/04/2024	22:00	0	0	0	1	0	0	0	0	0	0	0	0	0	0	0	0	0	0	0	0	1	27	30	20 to 30	100.0	*	*
18/04/2024	23:00	0	0	0	1	0	0	0	0	0	0	0	0	0	0	0	0	0	0	0	0	1	27	30	20 to 30	100.0	*	*
24 Hr Summary		22	51	181	219	67	8	3	0	0	0	0	0	0	0	0	0	0	0	0	0	551	25	29.9	20 to 30	72.6	11	2.0

Incoming Histogram

2024 April Vicarage Road

from Wed-Mar-13-2024-02-00-PM to Mon-Apr-29-2024-11-59-AM

Date	Starting Hr:min	<15	15 to <20	20 to <25	25 to <30	30 to <35	35 to <40	40 to <45	45 to <50	50 to <55	55 to <60	60 to <65	65 to <70	70 to <75	75 to <80	80 to <85	85 to <90	90 to <95	95 to <100	100 to >105	Total Counts	Avg Speed (MPH)	85pet Speed	10MPH Pace	% in pace	# of Speeders	% Speeders	
19/04/2024	00:00	0	0	0	1	0	0	0	0	0	0	0	0	0	0	0	0	0	0	0	0	1	27	30	20 to 30	100.0	*	*
19/04/2024	01:00	0	0	0	0	0	0	0	0	0	0	0	0	0	0	0	0	0	0	0	0	0	0	0	*	*	*	*
19/04/2024	02:00	0	0	0	0	0	0	0	0	0	0	0	0	0	0	0	0	0	0	0	0	0	0	*	*	*	*	
19/04/2024	03:00	0	0	0	0	0	0	0	0	0	0	0	0	0	0	0	0	0	0	0	0	0	0	*	*	*	*	
19/04/2024	04:00	0	0	1	0	0	0	0	0	0	0	0	0	0	0	0	0	0	0	0	0	1	22	25	15 to 25	100.0	*	*
19/04/2024	05:00	1	0	0	1	0	1	0	0	0	0	0	0	0	0	0	0	0	0	0	0	3	23.7	40	0 to 10	33.3	1	33.3
19/04/2024	06:00	1	1	7	8	1	1	0	0	0	0	0	0	0	0	0	0	0	0	0	0	19	24.9	29.4	20 to 30	78.9	1	5.3
19/04/2024	07:00	0	2	23	25	6	0	0	0	0	0	0	0	0	0	0	0	0	0	0	0	56	25.6	29.6	20 to 30	85.7	*	*
19/04/2024	08:00	0	4	14	15	3	0	0	0	0	0	0	0	0	0	0	0	0	0	0	0	36	24.8	29.3	20 to 30	80.6	*	*
19/04/2024	09:00	4	4	9	9	3	0	0	0	0	0	0	0	0	0	0	0	0	0	0	0	29	22.9	29.4	20 to 30	62.1	*	*
19/04/2024	10:00	1	2	8	9	3	1	0	0	0	0	0	0	0	0	0	0	0	0	0	0	24	25.2	30	20 to 30	70.8	1	4.2
19/04/2024	11:00	2	4	13	9	2	0	0	0	0	0	0	0	0	0	0	0	0	0	0	0	30	23.2	28.9	20 to 30	73.3	*	*
19/04/2024	12:00	1	0	3	14	4	0	1	0	0	0	0	0	0	0	0	0	0	0	0	0	23	27.6	32.5	25 to 35	78.3	1	4.3
19/04/2024	13:00	1	1	5	11	12	0	0	0	0	0	0	0	0	0	0	0	0	0	0	0	30	27.7	33.3	25 to 35	76.7	*	*
19/04/2024	14:00	0	3	15	26	6	1	0	0	0	0	0	0	0	0	0	0	0	0	0	0	51	26.1	29.8	20 to 30	80.4	1	2.0
19/04/2024	15:00	1	7	14	14	4	1	0	1	0	0	0	0	0	0	0	0	0	0	0	0	42	24.9	30	20 to 30	66.7	2	4.8
19/04/2024	16:00	0	2	8	26	4	2	0	0	0	0	0	0	0	0	0	0	0	0	0	0	42	26.9	30	20 to 30	81.0	2	4.8
19/04/2024	17:00	1	5	15	9	5	2	0	0	0	0	0	0	0	0	0	0	0	0	0	0	37	24.8	31	20 to 30	64.9	2	5.4
19/04/2024	18:00	2	2	15	12	4	0	0	0	0	0	0	0	0	0	0	0	0	0	0	0	35	24.3	29.6	20 to 30	77.1	*	*
19/04/2024	19:00	1	2	4	2	1	1	0	0	0	0	0	0	0	0	0	0	0	0	0	0	11	23.5	30	15 to 25	54.5	1	9.1
19/04/2024	20:00	1	1	0	6	1	0	0	0	0	0	0	0	0	0	0	0	0	0	0	0	9	24.4	30	25 to 35	77.8	*	*
19/04/2024	21:00	0	1	2	3	0	1	0	0	0	0	0	0	0	0	0	0	0	0	0	0	7	25.9	30	20 to 30	71.4	1	14.3
19/04/2024	22:00	0	0	3	3	1	0	0	0	0	0	0	0	0	0	0	0	0	0	0	0	7	25.9	30	20 to 30	85.7	*	*
19/04/2024	23:00	0	0	1	1	1	0	0	0	0	0	0	0	0	0	0	0	0	0	0	0	3	27	35	20 to 30	66.7	*	*
24 Hr Summary		17	41	160	204	61	11	1	1	0	0	0	0	0	0	0	0	0	0	0	496	25.3	30	20 to 30	73.4	13	2.6	

Incoming Histogram

2024 April Vicarage Road

from Wed-Mar-13-2024-02-00-PM to Mon-Apr-29-2024-11-59-AM

Date	Starting Hr:min	<15	15 to <20	20 to <25	25 to <30	30 to <35	35 to <40	40 to <45	45 to <50	50 to <55	55 to <60	60 to <65	65 to <70	70 to <75	75 to <80	80 to <85	85 to <90	90 to <95	95 to <100	100 to >105	Total Counts	Avg Speed (MPH)	85pet Speed	10MPH Pace	% in pace	# of Speeders	% Speeders	
20/04/2024	00:00	0	0	0	0	0	0	0	0	0	0	0	0	0	0	0	0	0	0	0	0	0	0	*	*	*	*	
20/04/2024	01:00	0	0	0	1	0	0	0	0	0	0	0	0	0	0	0	0	0	0	0	0	1	27	30	20 to 30	100.0	*	*
20/04/2024	02:00	1	0	0	1	0	0	0	0	0	0	0	0	0	0	0	0	0	0	0	0	2	19.5	30	5 to 15	50.0	*	*
20/04/2024	03:00	0	0	0	0	0	0	0	0	0	0	0	0	0	0	0	0	0	0	0	0	0	0	*	*	*	*	
20/04/2024	04:00	0	0	0	1	0	0	0	0	0	0	0	0	0	0	0	0	0	0	0	0	1	27	30	20 to 30	100.0	*	*
20/04/2024	05:00	0	0	0	0	0	0	0	0	0	0	0	0	0	0	0	0	0	0	0	0	0	0	*	*	*	*	
20/04/2024	06:00	0	1	3	4	0	0	0	0	0	0	0	0	0	0	0	0	0	0	0	0	8	24.1	28.8	20 to 30	87.5	*	*
20/04/2024	07:00	1	1	6	5	1	0	1	0	0	0	0	0	0	0	0	0	0	0	0	0	15	24.9	30	20 to 30	73.3	1	6.7
20/04/2024	08:00	0	3	8	9	6	0	0	0	0	0	0	0	0	0	0	0	0	0	0	0	26	25.8	31.7	20 to 30	65.4	*	*
20/04/2024	09:00	2	0	14	18	3	2	0	0	0	0	0	0	0	0	0	0	0	0	0	0	39	25.6	29.7	20 to 30	82.1	2	5.1
20/04/2024	10:00	2	7	15	15	5	0	0	0	0	0	0	0	0	0	0	0	0	0	0	0	44	23.9	29.3	20 to 30	68.2	*	*
20/04/2024	11:00	0	6	17	20	5	1	1	0	0	0	0	0	0	0	0	0	0	0	0	0	50	25.5	29.8	20 to 30	74.0	2	4.0
20/04/2024	12:00	0	2	7	8	2	0	0	0	0	0	0	0	0	0	0	0	0	0	0	0	19	25	29.4	20 to 30	78.9	*	*
20/04/2024	13:00	0	3	12	9	2	1	0	0	0	0	0	0	0	0	0	0	0	0	0	0	27	24.7	29.4	20 to 30	77.8	1	3.7
20/04/2024	14:00	5	4	13	9	1	0	0	0	0	0	0	0	0	0	0	0	0	0	0	0	32	21.3	27.8	20 to 30	68.8	*	*
20/04/2024	15:00	1	2	14	17	5	1	0	0	0	0	0	0	0	0	0	0	0	0	0	0	40	25.5	30	20 to 30	77.5	1	2.5
20/04/2024	16:00	6	5	16	11	2	1	0	0	0	0	0	0	0	0	0	0	0	0	0	0	41	22.5	28.6	20 to 30	65.9	1	2.4
20/04/2024	17:00	2	2	7	12	2	1	0	0	0	0	0	0	0	0	0	0	0	0	0	0	26	24.6	29.6	20 to 30	73.1	1	3.8
20/04/2024	18:00	1	3	9	9	3	0	0	0	0	0	0	0	0	0	0	0	0	0	0	0	25	24.3	29.4	20 to 30	72.0	*	*
20/04/2024	19:00	0	1	7	5	1	0	0	0	0	0	0	0	0	0	0	0	0	0	0	0	14	24.4	29	20 to 30	85.7	*	*
20/04/2024	20:00	2	1	2	1	4	0	0	0	0	0	0	0	0	0	0	0	0	0	0	0	10	23.6	32.5	25 to 35	50.0	*	*
20/04/2024	21:00	1	0	2	2	1	1	0	0	0	0	0	0	0	0	0	0	0	0	0	0	7	25.7	35	20 to 30	57.1	1	14.3
20/04/2024	22:00	0	0	0	2	2	0	0	0	0	0	0	0	0	0	0	0	0	0	0	0	4	29.5	32.5	25 to 35	100.0	*	*
20/04/2024	23:00	2	0	0	1	1	0	0	0	0	0	0	0	0	0	0	0	0	0	0	0	4	21	30	5 to 15	50.0	*	*
24 Hr Summary		26	41	152	160	46	8	2	0	0	0	0	0	0	0	0	0	0	0	0	0	435	24.4	29.7	20 to 30	71.7	10	2.3

Incoming Histogram

2024 April Vicarage Road

from Wed-Mar-13-2024-02-00-PM to Mon-Apr-29-2024-11-59-AM

Date	Starting Hr:min	<15	15 to <20	20 to <25	25 to <30	30 to <35	35 to <40	40 to <45	45 to <50	50 to <55	55 to <60	60 to <65	65 to <70	70 to <75	75 to <80	80 to <85	85 to <90	90 to <95	95 to <100	100 to >105	Total Counts	Avg Speed (MPH)	85pet Speed	10MPH Pace	% in pace	# of Speeders	% Speeders	
21/04/2024	00:00	0	0	2	1	0	0	0	0	0	0	0	0	0	0	0	0	0	0	0	0	3	24	30	20 to 30	100.0	*	*
21/04/2024	01:00	0	0	0	0	0	0	0	0	0	0	0	0	0	0	0	0	0	0	0	0	0	0	0	*	*	*	*
21/04/2024	02:00	0	0	1	0	1	0	0	0	0	0	0	0	0	0	0	0	0	0	0	0	2	27	35	15 to 25	50.0	*	*
21/04/2024	03:00	0	0	0	0	0	0	0	0	0	0	0	0	0	0	0	0	0	0	0	0	0	0	0	*	*	*	*
21/04/2024	04:00	0	0	0	0	0	0	0	0	0	0	0	0	0	0	0	0	0	0	0	0	0	0	0	*	*	*	*
21/04/2024	05:00	0	0	1	0	0	0	0	0	0	0	0	0	0	0	0	0	0	0	0	0	1	22	25	15 to 25	100.0	*	*
21/04/2024	06:00	0	0	0	0	1	0	0	0	0	0	0	0	0	0	0	0	0	0	0	0	1	32	35	25 to 35	100.0	*	*
21/04/2024	07:00	1	2	6	6	1	0	0	0	0	0	0	0	0	0	0	0	0	0	0	0	16	23.6	29.2	20 to 30	75.0	*	*
21/04/2024	08:00	0	0	10	14	1	0	0	0	0	0	0	0	0	0	0	0	0	0	0	0	25	25.6	28.9	20 to 30	96.0	*	*
21/04/2024	09:00	2	6	15	14	3	0	0	0	0	0	0	0	0	0	0	0	0	0	0	0	40	23.7	28.9	20 to 30	72.5	*	*
21/04/2024	10:00	0	8	26	11	2	0	0	0	0	0	0	0	0	0	0	0	0	0	0	0	47	23.1	27.7	20 to 30	78.7	*	*
21/04/2024	11:00	1	3	14	13	7	0	0	0	0	0	0	0	0	0	0	0	0	0	0	0	38	25.3	30.7	20 to 30	71.1	*	*
21/04/2024	12:00	0	1	14	17	1	1	0	0	0	0	0	0	0	0	0	0	0	0	0	0	34	25.5	29.1	20 to 30	91.2	1	2.9
21/04/2024	13:00	1	1	4	13	4	0	2	0	0	0	0	0	0	0	0	0	0	0	0	0	25	27.5	32.5	20 to 30	68.0	2	8.0
21/04/2024	14:00	0	6	11	16	3	2	0	0	0	0	0	0	0	0	0	0	0	0	0	0	38	25.3	29.7	20 to 30	71.1	2	5.3
21/04/2024	15:00	0	4	11	15	0	0	0	0	0	0	0	0	0	0	0	0	0	0	0	0	30	24.3	28.7	20 to 30	86.7	*	*
21/04/2024	16:00	0	0	7	5	3	0	0	0	0	0	0	0	0	0	0	0	0	0	0	0	15	25.9	31.7	20 to 30	80.0	*	*
21/04/2024	17:00	3	2	10	4	3	0	0	0	0	0	0	0	0	0	0	0	0	0	0	0	22	22.7	30	20 to 30	63.6	*	*
21/04/2024	18:00	2	1	6	9	0	0	0	0	0	0	0	0	0	0	0	0	0	0	0	0	18	23.1	28.3	20 to 30	83.3	*	*
21/04/2024	19:00	0	2	6	1	0	0	0	0	0	0	0	0	0	0	0	0	0	0	0	0	9	21.9	25	15 to 25	88.9	*	*
21/04/2024	20:00	1	1	1	6	1	0	0	0	0	0	0	0	0	0	0	0	0	0	0	0	10	24.2	29.2	20 to 30	70.0	*	*
21/04/2024	21:00	0	0	0	0	0	0	0	0	0	0	0	0	0	0	0	0	0	0	0	0	0	0	0	*	*	*	*
21/04/2024	22:00	1	0	2	0	0	0	0	0	0	0	0	0	0	0	0	0	0	0	0	0	3	19	25	15 to 25	66.7	*	*
21/04/2024	23:00	0	0	0	0	1	1	0	0	0	0	0	0	0	0	0	0	0	0	0	0	2	34.5	40	30 to 40	100.0	1	50.0
24 Hr Summary		12	37	147	145	32	4	2	0	0	0	0	0	0	0	0	0	0	0	0	379	24.6	29.3	20 to 30	77.0	6	1.6	

Incoming Histogram

2024 April Vicarage Road

from Wed-Mar-13-2024-02-00-PM to Mon-Apr-29-2024-11-59-AM

Date	Starting Hr:min	<15	15 to <20	20 to <25	25 to <30	30 to <35	35 to <40	40 to <45	45 to <50	50 to <55	55 to <60	60 to <65	65 to <70	70 to <75	75 to <80	80 to <85	85 to <90	90 to <95	95 to <100	100 to >105	Total Counts	Avg Speed (MPH)	85pet Speed	10MPH Pace	% in pace	# of Speeders	% Speeders	
22/04/2024	00:00	0	0	0	0	0	1	0	0	0	0	0	0	0	0	0	0	0	0	0	0	1	37	40	30 to 40	100.0	1	100.0
22/04/2024	01:00	0	0	0	0	0	0	0	0	0	0	0	0	0	0	0	0	0	0	0	0	0	0	0	*	*	*	*
22/04/2024	02:00	0	0	0	0	0	0	0	0	0	0	0	0	0	0	0	0	0	0	0	0	0	0	0	*	*	*	*
22/04/2024	03:00	0	0	0	0	0	0	0	0	0	0	0	0	0	0	0	0	0	0	0	0	0	0	0	*	*	*	*
22/04/2024	04:00	0	0	0	2	0	0	0	0	0	0	0	0	0	0	0	0	0	0	0	0	2	27.5	30	20 to 30	100.0	*	*
22/04/2024	05:00	2	0	2	0	1	0	0	0	0	0	0	0	0	0	0	0	0	0	0	0	5	19.2	25	5 to 15	40.0	*	*
22/04/2024	06:00	0	0	11	13	1	1	0	0	0	0	0	0	0	0	0	0	0	0	0	0	26	25.8	29.2	20 to 30	92.3	1	3.8
22/04/2024	07:00	0	5	16	26	5	1	0	0	0	0	0	0	0	0	0	0	0	0	0	0	53	25.6	29.6	20 to 30	79.2	1	1.9
22/04/2024	08:00	0	7	8	10	4	1	0	0	0	0	0	0	0	0	0	0	0	0	0	0	30	24.7	31.2	20 to 30	60.0	1	3.3
22/04/2024	09:00	0	3	7	8	4	0	0	0	0	0	0	0	0	0	0	0	0	0	0	0	22	25.3	31.2	20 to 30	68.2	*	*
22/04/2024	10:00	1	3	15	11	1	0	0	0	0	0	0	0	0	0	0	0	0	0	0	0	31	23.7	28.2	20 to 30	83.9	*	*
22/04/2024	11:00	1	4	6	8	6	0	0	0	0	0	0	0	0	0	0	0	0	0	0	0	25	25.2	31.7	20 to 30	56.0	*	*
22/04/2024	12:00	0	1	8	11	3	0	0	0	0	0	0	0	0	0	0	0	0	0	0	0	23	25.9	30	20 to 30	82.6	*	*
22/04/2024	13:00	1	4	10	10	6	1	0	0	0	0	0	0	0	0	0	0	0	0	0	0	32	25.3	31.7	20 to 30	62.5	1	3.1
22/04/2024	14:00	0	10	21	28	7	1	1	0	0	0	0	0	0	0	0	0	0	0	0	0	68	25.3	29.8	20 to 30	72.1	2	2.9
22/04/2024	15:00	1	3	13	13	6	2	0	0	0	0	0	0	0	0	0	0	0	0	0	0	38	25.6	31.7	20 to 30	68.4	2	5.3
22/04/2024	16:00	2	3	13	16	11	1	0	0	0	0	0	0	0	0	0	0	0	0	0	0	46	26.2	32.3	20 to 30	63.0	1	2.2
22/04/2024	17:00	0	3	5	19	2	0	1	0	0	0	0	0	0	0	0	0	0	0	0	0	30	26.4	29.7	20 to 30	80.0	1	3.3
22/04/2024	18:00	0	3	6	12	3	0	0	0	0	0	0	0	0	0	0	0	0	0	0	0	24	25.5	29.6	20 to 30	75.0	*	*
22/04/2024	19:00	0	4	11	1	0	0	0	0	0	0	0	0	0	0	0	0	0	0	0	0	16	21.4	24.5	15 to 25	93.8	*	*
22/04/2024	20:00	0	0	1	1	3	0	0	0	0	0	0	0	0	0	0	0	0	0	0	0	5	29.2	33.3	25 to 35	80.0	*	*
22/04/2024	21:00	0	0	2	2	1	0	0	0	0	0	0	0	0	0	0	0	0	0	0	0	5	26	30	20 to 30	80.0	*	*
22/04/2024	22:00	1	0	0	1	0	0	0	0	0	0	0	0	0	0	0	0	0	0	0	0	2	17	30	0 to 10	50.0	*	*
22/04/2024	23:00	0	0	0	0	0	0	0	0	0	0	0	0	0	0	0	0	0	0	0	0	0	0	0	*	*	*	*
24 Hr Summary		9	53	155	192	64	9	2	0	0	0	0	0	0	0	0	0	0	0	0	0	484	25.3	30.2	20 to 30	71.7	11	2.3

Incoming Histogram

2024 April Vicarage Road

from Wed-Mar-13-2024-02-00-PM to Mon-Apr-29-2024-11-59-AM

Date	Starting Hr:min	<15	15 to <20	20 to <25	25 to <30	30 to <35	35 to <40	40 to <45	45 to <50	50 to <55	55 to <60	60 to <65	65 to <70	70 to <75	75 to <80	80 to <85	85 to <90	90 to <95	95 to <100	100 to >105	Total Counts	Avg Speed (MPH)	85pet Speed	10MPH Pace	% in pace	# of Speeders	% Speeders	
23/04/2024	00:00	0	0	0	0	0	0	0	0	0	0	0	0	0	0	0	0	0	0	0	0	0	0	*	*	*	*	
23/04/2024	01:00	0	0	0	0	0	0	0	0	0	0	0	0	0	0	0	0	0	0	0	0	0	0	*	*	*	*	
23/04/2024	02:00	0	0	0	0	0	0	0	0	0	0	0	0	0	0	0	0	0	0	0	0	0	0	*	*	*	*	
23/04/2024	03:00	0	0	0	1	0	0	0	0	0	0	0	0	0	0	0	0	0	0	0	0	1	27	30	20 to 30	100.0	*	*
23/04/2024	04:00	0	0	0	0	0	0	0	0	0	0	0	0	0	0	0	0	0	0	0	0	0	0	*	*	*	*	
23/04/2024	05:00	0	1	3	0	0	0	0	0	0	0	0	0	0	0	0	0	0	0	0	0	4	21	23.3	15 to 25	100.0	*	*
23/04/2024	06:00	0	3	8	12	3	1	0	0	0	0	0	0	0	0	0	0	0	0	0	0	27	25.7	30	20 to 30	74.1	1	3.7
23/04/2024	07:00	0	1	20	22	7	0	0	0	0	0	0	0	0	0	0	0	0	0	0	0	50	25.9	29.8	20 to 30	84.0	*	*
23/04/2024	08:00	1	6	17	18	3	1	0	0	0	0	0	0	0	0	0	0	0	0	0	0	46	24.4	29.2	20 to 30	76.1	1	2.2
23/04/2024	09:00	1	2	9	11	6	0	0	0	0	0	0	0	0	0	0	0	0	0	0	0	29	25.6	31.7	20 to 30	69.0	*	*
23/04/2024	10:00	6	7	14	14	2	0	0	0	0	0	0	0	0	0	0	0	0	0	0	0	43	22.2	28.6	20 to 30	65.1	*	*
23/04/2024	11:00	2	7	11	13	1	0	0	0	0	0	0	0	0	0	0	0	0	0	0	0	34	23	28.5	20 to 30	70.6	*	*
23/04/2024	12:00	0	3	19	11	5	0	0	0	0	0	0	0	0	0	0	0	0	0	0	0	38	24.8	29.5	20 to 30	78.9	*	*
23/04/2024	13:00	0	2	12	12	2	0	0	0	0	0	0	0	0	0	0	0	0	0	0	0	28	24.8	29.2	20 to 30	85.7	*	*
23/04/2024	14:00	1	7	20	23	12	0	0	0	0	0	0	0	0	0	0	0	0	0	0	0	63	25.4	31.2	20 to 30	68.3	*	*
23/04/2024	15:00	0	2	13	25	8	1	0	0	0	0	0	0	0	0	0	0	0	0	0	0	49	26.7	31.2	20 to 30	77.6	1	2.0
23/04/2024	16:00	1	5	19	20	6	2	0	0	0	0	0	0	0	0	0	0	0	0	0	0	53	25.2	30	20 to 30	73.6	2	3.8
23/04/2024	17:00	0	6	14	20	9	2	0	0	0	0	0	0	0	0	0	0	0	0	0	0	51	26.2	31.7	20 to 30	66.7	2	3.9
23/04/2024	18:00	3	1	6	10	6	0	0	0	0	0	0	0	0	0	0	0	0	0	0	0	26	25.2	31.7	20 to 30	61.5	*	*
23/04/2024	19:00	0	1	6	2	1	0	0	0	0	0	0	0	0	0	0	0	0	0	0	0	10	23.7	27.5	20 to 30	80.0	*	*
23/04/2024	20:00	1	0	1	2	1	0	0	0	0	0	0	0	0	0	0	0	0	0	0	0	5	23	30	20 to 30	60.0	*	*
23/04/2024	21:00	0	0	0	4	0	0	0	0	0	0	0	0	0	0	0	0	0	0	0	0	4	27.3	28.8	20 to 30	100.0	*	*
23/04/2024	22:00	1	0	1	0	0	0	0	0	0	0	0	0	0	0	0	0	0	0	0	0	2	17	25	5 to 15	50.0	*	*
23/04/2024	23:00	0	0	1	2	1	0	0	0	0	0	0	0	0	0	0	0	0	0	0	0	4	27.3	30	20 to 30	75.0	*	*
24 Hr Summary		17	54	194	222	73	7	0	0	0	0	0	0	0	0	0	0	0	0	0	567	25	29.9	20 to 30	73.4	7	1.2	

Incoming Histogram

2024 April Vicarage Road

from Wed-Mar-13-2024-02-00-PM to Mon-Apr-29-2024-11-59-AM

Date	Starting Hr:min	<15	15 to <20	20 to <25	25 to <30	30 to <35	35 to <40	40 to <45	45 to <50	50 to <55	55 to <60	60 to <65	65 to <70	70 to <75	75 to <80	80 to <85	85 to <90	90 to <95	95 to <100	100 to >105	Total Counts	Avg Speed (MPH)	85pet Speed	10MPH Pace	% in pace	# of Speeders	% Speeders	
24/04/2024	00:00	0	0	1	0	0	0	0	0	0	0	0	0	0	0	0	0	0	0	0	0	1	22	25	15 to 25	100.0	*	*
24/04/2024	01:00	0	0	0	0	0	0	0	0	0	0	0	0	0	0	0	0	0	0	0	0	0	0	0	*	*	*	*
24/04/2024	02:00	0	0	0	0	0	0	0	0	0	0	0	0	0	0	0	0	0	0	0	0	0	0	0	*	*	*	*
24/04/2024	03:00	0	0	0	0	0	0	0	0	0	0	0	0	0	0	0	0	0	0	0	0	0	0	0	*	*	*	*
24/04/2024	04:00	0	0	0	0	0	0	0	0	0	0	0	0	0	0	0	0	0	0	0	0	0	0	0	*	*	*	*
24/04/2024	05:00	2	0	2	2	1	0	0	0	0	0	0	0	0	0	0	0	0	0	0	0	7	22.1	30	20 to 30	57.1	*	*
24/04/2024	06:00	0	0	10	11	3	1	0	0	0	0	0	0	0	0	0	0	0	0	0	0	25	26.4	30	20 to 30	84.0	1	4.0
24/04/2024	07:00	1	2	12	23	13	2	0	0	0	0	0	0	0	0	0	0	0	0	0	0	53	27.1	32.7	25 to 35	67.9	2	3.8
24/04/2024	08:00	4	1	13	13	7	1	0	0	0	0	0	0	0	0	0	0	0	0	0	0	39	25.1	31.4	20 to 30	66.7	1	2.6
24/04/2024	09:00	0	6	10	14	2	0	0	0	0	0	0	0	0	0	0	0	0	0	0	0	32	24.3	28.9	20 to 30	75.0	*	*
24/04/2024	10:00	1	2	15	12	9	0	0	0	0	0	0	0	0	0	0	0	0	0	0	0	39	25.7	31.7	20 to 30	69.2	*	*
24/04/2024	11:00	2	1	10	10	6	0	0	0	0	0	0	0	0	0	0	0	0	0	0	0	29	25.3	31.7	20 to 30	69.0	*	*
24/04/2024	12:00	2	0	3	10	6	1	0	0	0	0	0	0	0	0	0	0	0	0	0	0	22	27.1	33.3	25 to 35	72.7	1	4.5
24/04/2024	13:00	0	2	6	17	4	0	0	0	0	0	0	0	0	0	0	0	0	0	0	0	29	26.4	30	20 to 30	79.3	*	*
24/04/2024	14:00	0	2	18	22	10	2	0	0	0	0	0	0	0	0	0	0	0	0	0	0	54	26.7	32	20 to 30	74.1	2	3.7
24/04/2024	15:00	0	6	11	17	13	4	1	0	0	0	0	0	0	0	0	0	0	0	0	0	52	27.5	33.8	25 to 35	57.7	5	9.6
24/04/2024	16:00	0	0	9	26	9	1	0	0	0	0	0	0	0	0	0	0	0	0	0	0	45	27.6	31.7	20 to 30	77.8	1	2.2
24/04/2024	17:00	0	2	14	22	5	2	0	0	0	0	0	0	0	0	0	0	0	0	0	0	45	26.4	30	20 to 30	80.0	2	4.4
24/04/2024	18:00	0	6	12	9	5	0	0	0	0	0	0	0	0	0	0	0	0	0	0	0	32	24.4	30	20 to 30	65.6	*	*
24/04/2024	19:00	3	2	5	6	2	0	0	0	0	0	0	0	0	0	0	0	0	0	0	0	18	22.7	29.2	20 to 30	61.1	*	*
24/04/2024	20:00	0	1	3	1	4	0	0	0	0	0	0	0	0	0	0	0	0	0	0	0	9	26.7	33.8	25 to 35	55.6	*	*
24/04/2024	21:00	0	0	3	1	0	0	0	0	0	0	0	0	0	0	0	0	0	0	0	0	4	23.5	25	20 to 30	100.0	*	*
24/04/2024	22:00	0	1	1	1	1	0	0	0	0	0	0	0	0	0	0	0	0	0	0	0	4	24.5	30	15 to 25	50.0	*	*
24/04/2024	23:00	0	0	0	0	0	0	0	0	0	0	0	0	0	0	0	0	0	0	0	0	0	0	0	*	*	*	*
24 Hr Summary		15	34	158	217	100	14	1	0	0	0	0	0	0	0	0	0	0	0	0	0	539	26.1	31.7	20 to 30	69.6	15	2.8

Incoming Histogram

2024 April Vicarage Road

from Wed-Mar-13-2024-02-00-PM to Mon-Apr-29-2024-11-59-AM

Date	Starting Hr:min	<15	15 to <20	20 to <25	25 to <30	30 to <35	35 to <40	40 to <45	45 to <50	50 to <55	55 to <60	60 to <65	65 to <70	70 to <75	75 to <80	80 to <85	85 to <90	90 to <95	95 to <100	100 to >105	Total Counts	Avg Speed (MPH)	85pet Speed	10MPH Pace	% in pace	# of Speeders	% Speeders
25/04/2024	00:00	0	0	0	0	0	0	0	0	0	0	0	0	0	0	0	0	0	0	0	0	0	0	*	*	*	*
25/04/2024	01:00	0	0	0	0	0	0	0	0	0	0	0	0	0	0	0	0	0	0	0	0	0	0	*	*	*	*
25/04/2024	02:00	0	0	1	0	0	0	0	0	0	0	0	0	0	0	0	0	0	0	0	1	22	25	15 to 25	100.0	*	*
25/04/2024	03:00	0	0	0	1	0	0	0	0	0	0	0	0	0	0	0	0	0	0	0	1	27	30	20 to 30	100.0	*	*
25/04/2024	04:00	0	0	0	0	0	0	0	0	0	0	0	0	0	0	0	0	0	0	0	0	0	0	*	*	*	*
25/04/2024	05:00	0	0	1	2	1	0	0	0	0	0	0	0	0	0	0	0	0	0	0	4	27.3	30	20 to 30	75.0	*	*
25/04/2024	06:00	1	1	7	11	3	1	0	0	0	0	0	0	0	0	0	0	0	0	0	24	25.9	30	20 to 30	75.0	1	4.2
25/04/2024	07:00	3	5	18	19	9	0	0	0	0	0	0	0	0	0	0	0	0	0	0	54	24.6	30.6	20 to 30	68.5	*	*
25/04/2024	08:00	1	1	14	23	5	0	0	0	0	0	0	0	0	0	0	0	0	0	0	44	25.7	29.6	20 to 30	84.1	*	*
25/04/2024	09:00	0	4	13	11	1	0	0	0	0	0	0	0	0	0	0	0	0	0	0	29	24	28.6	20 to 30	82.8	*	*
25/04/2024	10:00	0	1	10	11	3	0	0	0	0	0	0	0	0	0	0	0	0	0	0	25	25.5	29.5	20 to 30	84.0	*	*
25/04/2024	11:00	1	6	13	18	2	2	0	0	0	0	0	0	0	0	0	0	0	0	0	42	24.6	29.4	20 to 30	73.8	2	4.8
25/04/2024	12:00	1	7	11	12	1	0	0	0	0	0	0	0	0	0	0	0	0	0	0	32	23.2	28.3	20 to 30	71.9	*	*
25/04/2024	13:00	1	4	12	13	5	0	0	1	0	0	0	0	0	0	0	0	0	0	0	36	25.3	31	20 to 30	69.4	1	2.8
25/04/2024	14:00	3	4	17	18	9	0	0	0	0	0	0	0	0	0	0	0	0	0	0	51	24.9	30.6	20 to 30	68.6	*	*
25/04/2024	15:00	0	1	15	27	7	1	0	0	0	0	0	0	0	0	0	0	0	0	0	51	26.7	30	20 to 30	82.4	1	2.0
25/04/2024	16:00	1	4	16	27	3	2	0	0	0	0	0	0	0	0	0	0	0	0	0	53	25.5	29.4	20 to 30	81.1	2	3.8
25/04/2024	17:00	1	5	18	14	3	0	1	0	0	0	0	0	0	0	0	0	0	0	0	42	24.4	29.3	20 to 30	76.2	1	2.4
25/04/2024	18:00	1	2	7	7	3	0	0	0	0	0	0	0	0	0	0	0	0	0	0	20	24.5	30	20 to 30	70.0	*	*
25/04/2024	19:00	0	1	3	6	2	1	0	0	0	0	0	0	0	0	0	0	0	0	0	13	26.8	32.5	20 to 30	69.2	1	7.7
25/04/2024	20:00	1	1	4	2	0	0	0	0	0	0	0	0	0	0	0	0	0	0	0	8	21.4	27.5	20 to 30	75.0	*	*
25/04/2024	21:00	0	1	1	4	2	0	0	0	0	0	0	0	0	0	0	0	0	0	0	8	26.5	32.5	25 to 35	75.0	*	*
25/04/2024	22:00	1	0	2	0	2	0	0	0	0	0	0	0	0	0	0	0	0	0	0	5	24.4	32.5	15 to 25	40.0	*	*
25/04/2024	23:00	0	1	0	0	0	0	0	0	0	0	0	0	0	0	0	0	0	0	0	1	17	20	10 to 20	100.0	*	*
24 Hr Summary		16	49	183	226	61	7	1	1	0	0	0	0	0	0	0	0	0	0	0	544	25.1	29.7	20 to 30	75.2	9	1.7

Incoming Histogram

2024 April Vicarage Road

from Wed-Mar-13-2024-02-00-PM to Mon-Apr-29-2024-11-59-AM

Date	Starting Hr:min	<15	15 to <20	20 to <25	25 to <30	30 to <35	35 to <40	40 to <45	45 to <50	50 to <55	55 to <60	60 to <65	65 to <70	70 to <75	75 to <80	80 to <85	85 to <90	90 to <95	95 to <100	100 to >105	Total Counts	Avg Speed (MPH)	85pet Speed	10MPH Pace	% in pace	# of Speeders	% Speeders
26/04/2024	00:00	0	0	0	1	0	0	0	0	0	0	0	0	0	0	0	0	0	0	0	1	27	30	20 to 30	100.0	*	*
26/04/2024	01:00	0	0	0	0	0	1	0	0	0	0	0	0	0	0	0	0	0	0	0	1	37	40	30 to 40	100.0	1	100.0
26/04/2024	02:00	0	0	0	0	1	0	0	0	0	0	0	0	0	0	0	0	0	0	0	1	32	35	25 to 35	100.0	*	*
26/04/2024	03:00	2	0	0	0	0	0	0	0	0	0	0	0	0	0	0	0	0	0	0	2	9.5	15	5 to 15	100.0	*	*
26/04/2024	04:00	0	0	1	0	0	0	0	0	0	0	0	0	0	0	0	0	0	0	0	1	22	25	15 to 25	100.0	*	*
26/04/2024	05:00	1	0	1	2	0	0	0	0	0	0	0	0	0	0	0	0	0	0	0	4	22	27.5	20 to 30	75.0	*	*
26/04/2024	06:00	2	3	6	14	4	2	0	0	0	0	0	0	0	0	0	0	0	0	0	31	25.7	31.2	20 to 30	64.5	2	6.5
26/04/2024	07:00	3	6	23	21	7	0	0	0	0	0	0	0	0	0	0	0	0	0	0	60	24.3	29.5	20 to 30	73.3	*	*
26/04/2024	08:00	2	2	15	14	4	0	0	0	0	0	0	0	0	0	0	0	0	0	0	37	24.4	29.3	20 to 30	78.4	*	*
26/04/2024	09:00	0	2	8	9	4	0	0	0	0	0	0	0	0	0	0	0	0	0	0	23	25.6	31.2	20 to 30	73.9	*	*
26/04/2024	10:00	0	3	13	13	5	1	0	0	0	0	0	0	0	0	0	0	0	0	0	35	25.7	31	20 to 30	74.3	1	2.9
26/04/2024	11:00	3	5	15	11	5	0	0	0	0	0	0	0	0	0	0	0	0	0	0	39	23.5	29.5	20 to 30	66.7	*	*
26/04/2024	12:00	0	4	15	16	5	2	0	0	0	0	0	0	0	0	0	0	0	0	0	42	25.7	31	20 to 30	73.8	2	4.8
26/04/2024	13:00	3	6	15	11	7	1	0	0	0	0	0	0	0	0	0	0	0	0	0	43	24	31.4	20 to 30	60.5	1	2.3
26/04/2024	14:00	1	6	18	26	10	1	0	0	0	0	0	0	0	0	0	0	0	0	0	62	25.6	31	20 to 30	71.0	1	1.6
26/04/2024	15:00	1	1	13	22	6	1	0	0	0	0	0	0	0	0	0	0	0	0	0	44	26.1	30	20 to 30	79.5	1	2.3
26/04/2024	16:00	1	3	17	24	7	0	0	0	0	0	0	0	0	0	0	0	0	0	0	52	25.5	29.8	20 to 30	78.8	*	*
26/04/2024	17:00	1	5	14	25	3	0	0	0	0	0	0	0	0	0	0	0	0	0	0	48	24.9	29.2	20 to 30	81.3	*	*
26/04/2024	18:00	0	1	12	15	2	0	0	0	0	0	0	0	0	0	0	0	0	0	0	30	25.4	29.3	20 to 30	90.0	*	*
26/04/2024	19:00	0	2	7	8	3	0	0	0	0	0	0	0	0	0	0	0	0	0	0	20	25.4	30	20 to 30	75.0	*	*
26/04/2024	20:00	1	2	1	4	1	0	0	0	0	0	0	0	0	0	0	0	0	0	0	9	23.2	30	20 to 30	55.6	*	*
26/04/2024	21:00	0	0	1	3	0	0	0	0	0	0	0	0	0	0	0	0	0	0	0	4	26	28.3	20 to 30	100.0	*	*
26/04/2024	22:00	0	0	0	2	2	0	0	0	0	0	0	0	0	0	0	0	0	0	0	4	29.5	32.5	25 to 35	100.0	*	*
26/04/2024	23:00	0	0	2	1	1	1	0	0	0	0	0	0	0	0	0	0	0	0	0	5	28	35	20 to 30	60.0	1	20.0
24 Hr Summary		21	51	197	242	77	10	0	0	0	0	0	0	0	0	0	0	0	0	0	598	25.1	29.9	20 to 30	73.4	10	1.7

Incoming Histogram

2024 April Vicarage Road

from Wed-Mar-13-2024-02-00-PM to Mon-Apr-29-2024-11-59-AM

Date	Starting Hr:min	<15	15 to <20	20 to <25	25 to <30	30 to <35	35 to <40	40 to <45	45 to <50	50 to <55	55 to <60	60 to <65	65 to <70	70 to <75	75 to <80	80 to <85	85 to <90	90 to <95	95 to <100	100 to >105	Total Counts	Avg Speed (MPH)	85pet Speed	10MPH Pace	% in pace	# of Speeders	% Speeders	
27/04/2024	00:00	0	0	0	0	0	0	0	0	0	0	0	0	0	0	0	0	0	0	0	0	0	0	*	*	*	*	
27/04/2024	01:00	0	0	0	0	0	0	0	0	0	0	0	0	0	0	0	0	0	0	0	0	0	0	*	*	*	*	
27/04/2024	02:00	0	0	0	0	0	0	0	0	0	0	0	0	0	0	0	0	0	0	0	0	0	0	*	*	*	*	
27/04/2024	03:00	0	0	0	0	0	0	0	0	0	0	0	0	0	0	0	0	0	0	0	0	0	0	*	*	*	*	
27/04/2024	04:00	0	0	0	0	0	0	0	0	0	0	0	0	0	0	0	0	0	0	0	0	0	0	*	*	*	*	
27/04/2024	05:00	0	0	1	0	0	0	0	0	0	0	0	0	0	0	0	0	0	0	0	0	1	22	25	15 to 25	100.0	*	*
27/04/2024	06:00	0	0	3	4	1	0	0	0	0	0	0	0	0	0	0	0	0	0	0	0	8	26	30	20 to 30	87.5	*	*
27/04/2024	07:00	1	2	4	13	1	0	0	0	0	0	0	0	0	0	0	0	0	0	0	0	21	24.9	29.2	20 to 30	81.0	*	*
27/04/2024	08:00	1	3	13	13	2	0	0	0	0	0	0	0	0	0	0	0	0	0	0	0	32	24.3	28.8	20 to 30	81.3	*	*
27/04/2024	09:00	2	5	14	12	8	0	0	0	0	0	0	0	0	0	0	0	0	0	0	0	41	24.7	31.2	20 to 30	63.4	*	*
27/04/2024	10:00	0	3	15	18	2	0	0	0	0	0	0	0	0	0	0	0	0	0	0	0	38	24.9	28.9	20 to 30	86.8	*	*
27/04/2024	11:00	3	6	6	12	3	0	0	0	0	0	0	0	0	0	0	0	0	0	0	0	30	23.2	29.6	20 to 30	60.0	*	*
27/04/2024	12:00	1	5	11	12	3	0	0	0	0	0	0	0	0	0	0	0	0	0	0	0	32	24.2	29.2	20 to 30	71.9	*	*
27/04/2024	13:00	1	8	9	18	2	0	0	0	0	0	0	0	0	0	0	0	0	0	0	0	38	24	28.9	20 to 30	71.1	*	*
27/04/2024	14:00	1	1	15	13	3	1	0	0	0	0	0	0	0	0	0	0	0	0	0	0	34	25.1	29.6	20 to 30	82.4	1	2.9
27/04/2024	15:00	0	6	7	9	5	0	0	0	0	0	0	0	0	0	0	0	0	0	0	0	27	24.8	31	20 to 30	59.3	*	*
27/04/2024	16:00	2	3	13	10	1	1	0	0	0	0	0	0	0	0	0	0	0	0	0	0	30	23.7	29	20 to 30	76.7	1	3.3
27/04/2024	17:00	4	3	12	10	2	2	0	0	0	0	0	0	0	0	0	0	0	0	0	0	33	23.5	29.5	20 to 30	66.7	2	6.1
27/04/2024	18:00	0	1	7	10	2	0	0	0	0	0	0	0	0	0	0	0	0	0	0	0	20	25.6	29.5	20 to 30	85.0	*	*
27/04/2024	19:00	0	2	5	4	2	0	1	0	0	0	0	0	0	0	0	0	0	0	0	0	14	25.9	32.5	20 to 30	64.3	1	7.1
27/04/2024	20:00	0	1	3	2	0	0	0	0	0	0	0	0	0	0	0	0	0	0	0	0	6	23	27.5	20 to 30	83.3	*	*
27/04/2024	21:00	0	2	2	1	0	0	0	0	0	0	0	0	0	0	0	0	0	0	0	0	5	21.4	25	15 to 25	80.0	*	*
27/04/2024	22:00	0	0	2	2	1	0	0	0	0	0	0	0	0	0	0	0	0	0	0	0	5	26.2	30	20 to 30	80.0	*	*
27/04/2024	23:00	0	1	0	0	1	0	0	0	0	0	0	0	0	0	0	0	0	0	0	0	2	24.5	35	10 to 20	50.0	*	*
24 Hr Summary		16	52	142	163	39	4	1	0	0	0	0	0	0	0	0	0	0	0	0	0	417	24.4	29.4	20 to 30	73.1	5	1.2

Incoming Histogram

2024 April Vicarage Road

from Wed-Mar-13-2024-02-00-PM to Mon-Apr-29-2024-11-59-AM

Date	Starting Hr:min	<15	15 to <20	20 to <25	25 to <30	30 to <35	35 to <40	40 to <45	45 to <50	50 to <55	55 to <60	60 to <65	65 to <70	70 to <75	75 to <80	80 to <85	85 to <90	90 to <95	95 to <100	100 to >105	Total Counts	Avg Speed (MPH)	85pet Speed	10MPH Pace	% in pace	# of Speeders	% Speeders	
28/04/2024	00:00	0	0	1	0	0	0	0	0	0	0	0	0	0	0	0	0	0	0	0	0	1	22	25	15 to 25	100.0	*	*
28/04/2024	01:00	0	0	2	0	0	0	0	0	0	0	0	0	0	0	0	0	0	0	0	0	2	22	25	15 to 25	100.0	*	*
28/04/2024	02:00	0	0	0	0	0	0	0	0	0	0	0	0	0	0	0	0	0	0	0	0	0	0	0	*	*	*	*
28/04/2024	03:00	0	0	0	0	0	0	0	0	0	0	0	0	0	0	0	0	0	0	0	0	0	0	0	*	*	*	*
28/04/2024	04:00	0	0	0	1	0	0	0	0	0	0	0	0	0	0	0	0	0	0	0	0	1	27	30	20 to 30	100.0	*	*
28/04/2024	05:00	0	0	0	1	0	0	0	0	0	0	0	0	0	0	0	0	0	0	0	0	1	27	30	20 to 30	100.0	*	*
28/04/2024	06:00	0	1	1	0	0	0	0	0	0	0	0	0	0	0	0	0	0	0	0	0	2	19.5	25	15 to 25	100.0	*	*
28/04/2024	07:00	0	0	8	4	0	0	0	0	0	0	0	0	0	0	0	0	0	0	0	0	12	24	27.5	20 to 30	100.0	*	*
28/04/2024	08:00	1	3	13	6	1	0	0	0	0	0	0	0	0	0	0	0	0	0	0	0	24	22.7	27.5	20 to 30	79.2	*	*
28/04/2024	09:00	1	3	5	7	1	0	0	0	0	0	0	0	0	0	0	0	0	0	0	0	17	23.4	28.6	20 to 30	70.6	*	*
28/04/2024	10:00	0	2	11	12	2	0	0	0	0	0	0	0	0	0	0	0	0	0	0	0	27	25	29.2	20 to 30	85.2	*	*
28/04/2024	11:00	1	10	17	16	2	0	0	0	0	0	0	0	0	0	0	0	0	0	0	0	46	23.2	28.4	20 to 30	71.7	*	*
28/04/2024	12:00	1	3	13	12	0	0	0	0	0	0	0	0	0	0	0	0	0	0	0	0	29	23.6	28.3	20 to 30	86.2	*	*
28/04/2024	13:00	1	3	6	10	3	0	0	0	0	0	0	0	0	0	0	0	0	0	0	0	23	24.7	30	20 to 30	69.6	*	*
28/04/2024	14:00	0	2	6	10	4	0	0	0	0	0	0	0	0	0	0	0	0	0	0	0	22	26	31.2	20 to 30	72.7	*	*
28/04/2024	15:00	0	3	8	14	2	0	0	0	0	0	0	0	0	0	0	0	0	0	0	0	27	25.1	29.3	20 to 30	81.5	*	*
28/04/2024	16:00	2	4	11	14	2	0	0	0	0	0	0	0	0	0	0	0	0	0	0	0	33	23.9	28.9	20 to 30	75.8	*	*
28/04/2024	17:00	2	2	5	8	2	1	0	0	0	0	0	0	0	0	0	0	0	0	0	0	20	24.3	30	20 to 30	65.0	1	5.0
28/04/2024	18:00	0	1	6	7	1	0	0	0	0	0	0	0	0	0	0	0	0	0	0	0	15	24.9	29.3	20 to 30	86.7	*	*
28/04/2024	19:00	0	0	4	2	4	0	0	0	0	0	0	0	0	0	0	0	0	0	0	0	10	27.3	32.5	20 to 30	60.0	*	*
28/04/2024	20:00	1	0	2	3	4	0	0	0	0	0	0	0	0	0	0	0	0	0	0	0	10	26.6	32.5	25 to 35	70.0	*	*
28/04/2024	21:00	0	0	0	0	0	0	0	0	0	0	0	0	0	0	0	0	0	0	0	0	0	0	0	*	*	*	*
28/04/2024	22:00	0	0	0	1	0	0	0	0	0	0	0	0	0	0	0	0	0	0	0	0	1	27	30	20 to 30	100.0	*	*
28/04/2024	23:00	0	0	0	1	1	1	0	0	0	0	0	0	0	0	0	0	0	0	0	0	3	32	40	25 to 35	66.7	1	33.3
24 Hr Summary		10	37	119	129	29	2	0	0	0	0	0	0	0	0	0	0	0	0	0	0	326	24.4	29.3	20 to 30	76.1	2	0.6

Incoming Histogram

2024 April Vicarage Road

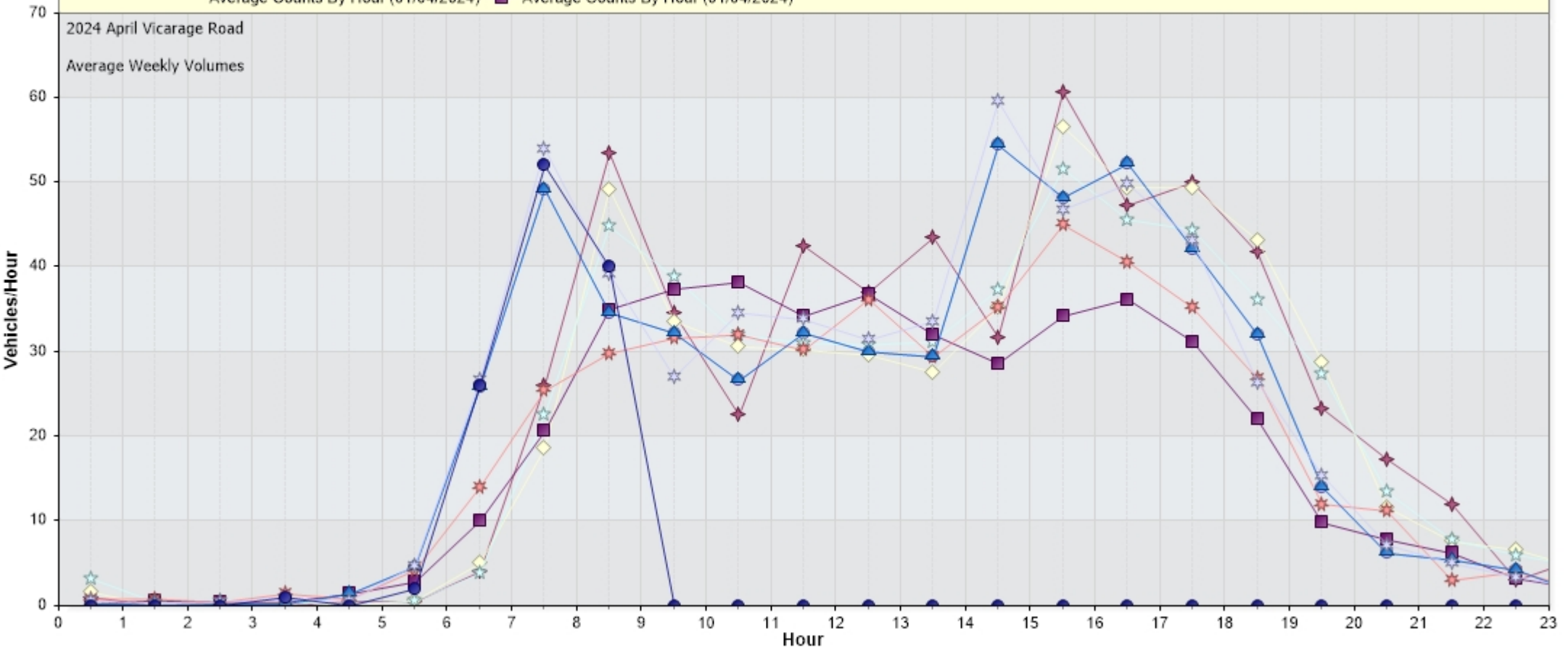
from Wed-Mar-13-2024-02-00-PM to Mon-Apr-29-2024-11-59-AM

Date	Starting Hr:min	<15	15 to <20	20 to <25	25 to <30	30 to <35	35 to <40	40 to <45	45 to <50	50 to <55	55 to <60	60 to <65	65 to <70	70 to <75	75 to <80	80 to <85	85 to <90	90 to <95	95 to <100	100 to >105	Total Counts	Avg Speed (MPH)	85pct Speed	10MPH Pace	% in pace	# of Speeders	% Speeders		
29/04/2024	00:00	0	0	0	0	0	0	0	0	0	0	0	0	0	0	0	0	0	0	0	0	0	0	0	*	*	*	*	
29/04/2024	01:00	0	0	0	0	0	0	0	0	0	0	0	0	0	0	0	0	0	0	0	0	0	0	0	*	*	*	*	
29/04/2024	02:00	0	0	0	0	0	0	0	0	0	0	0	0	0	0	0	0	0	0	0	0	0	0	0	*	*	*	*	
29/04/2024	03:00	0	0	0	1	0	0	0	0	0	0	0	0	0	0	0	0	0	0	0	0	1	27	30	20 to 30	100.0	*	*	
29/04/2024	04:00	0	0	0	0	0	0	0	0	0	0	0	0	0	0	0	0	0	0	0	0	0	0	0	*	*	*	*	
29/04/2024	05:00	0	0	1	0	1	0	0	0	0	0	0	0	0	0	0	0	0	0	0	0	2	27	35	15 to 25	50.0	*	*	
29/04/2024	06:00	0	1	10	12	3	0	0	0	0	0	0	0	0	0	0	0	0	0	0	0	26	25.7	29.6	20 to 30	84.6	*	*	
29/04/2024	07:00	0	4	19	21	7	1	0	0	0	0	0	0	0	0	0	0	0	0	0	0	52	25.7	30	20 to 30	76.9	1	1.9	
29/04/2024	08:00	0	5	14	16	5	0	0	0	0	0	0	0	0	0	0	0	0	0	0	0	40	25	29.7	20 to 30	75.0	*	*	
29/04/2024	09:00	*	*	*	*	*	*	*	*	*	*	*	*	*	*	*	*	*	*	*	*	*	*	*	*	*	*	*	*
29/04/2024	10:00	*	*	*	*	*	*	*	*	*	*	*	*	*	*	*	*	*	*	*	*	*	*	*	*	*	*	*	*
29/04/2024	11:00	0	0	0	0	0	0	0	0	0	0	0	0	0	0	0	0	0	0	0	0	0	0	0	*	*	*	*	
29/04/2024	12:00	*	*	*	*	*	*	*	*	*	*	*	*	*	*	*	*	*	*	*	*	*	*	*	*	*	*	*	*
29/04/2024	13:00	*	*	*	*	*	*	*	*	*	*	*	*	*	*	*	*	*	*	*	*	*	*	*	*	*	*	*	*
29/04/2024	14:00	*	*	*	*	*	*	*	*	*	*	*	*	*	*	*	*	*	*	*	*	*	*	*	*	*	*	*	*
29/04/2024	15:00	*	*	*	*	*	*	*	*	*	*	*	*	*	*	*	*	*	*	*	*	*	*	*	*	*	*	*	*
29/04/2024	16:00	*	*	*	*	*	*	*	*	*	*	*	*	*	*	*	*	*	*	*	*	*	*	*	*	*	*	*	*
29/04/2024	17:00	*	*	*	*	*	*	*	*	*	*	*	*	*	*	*	*	*	*	*	*	*	*	*	*	*	*	*	*
29/04/2024	18:00	*	*	*	*	*	*	*	*	*	*	*	*	*	*	*	*	*	*	*	*	*	*	*	*	*	*	*	*
29/04/2024	19:00	*	*	*	*	*	*	*	*	*	*	*	*	*	*	*	*	*	*	*	*	*	*	*	*	*	*	*	*
29/04/2024	20:00	*	*	*	*	*	*	*	*	*	*	*	*	*	*	*	*	*	*	*	*	*	*	*	*	*	*	*	*
29/04/2024	21:00	*	*	*	*	*	*	*	*	*	*	*	*	*	*	*	*	*	*	*	*	*	*	*	*	*	*	*	*
29/04/2024	22:00	*	*	*	*	*	*	*	*	*	*	*	*	*	*	*	*	*	*	*	*	*	*	*	*	*	*	*	*
29/04/2024	23:00	*	*	*	*	*	*	*	*	*	*	*	*	*	*	*	*	*	*	*	*	*	*	*	*	*	*	*	*
24 Hr Summary		0	10	44	50	16	1	0	0	0	0	0	0	0	0	0	0	0	0	0	0	121	25.5	29.9	20 to 30	77.7	1	0.8	

Incoming: Average Hourly Volume for Week of 29/04/2024

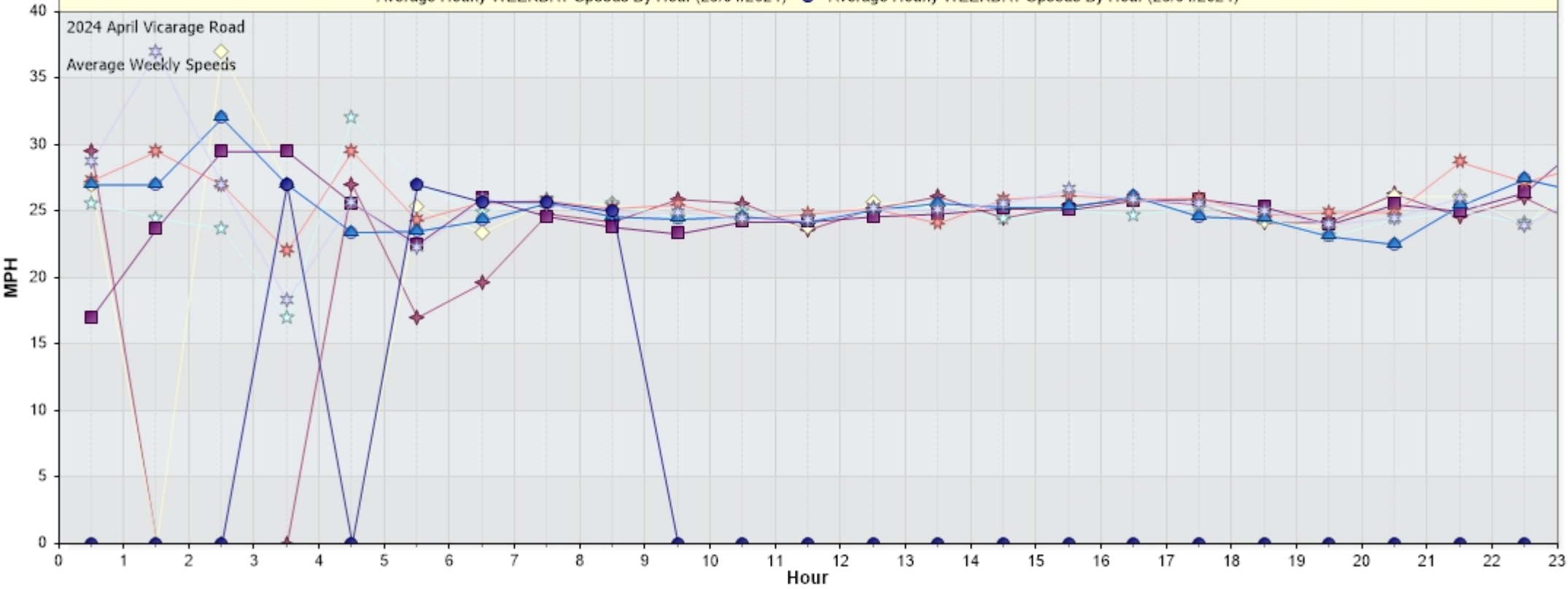
- Average Counts By Hour (15/04/2024) ● Average Counts By Hour (15/04/2024) ★ Average Counts By Hour (08/04/2024) ▲ Average Counts By Hour (08/04/2024)
- Average Counts By Hour (11/03/2024) ◆ Average Counts By Hour (11/03/2024) ▲ Average Counts By Hour (15/04/2024) ▲ Average Counts By Hour (15/04/2024)
- Average Counts By Hour (18/03/2024) ◇ Average Counts By Hour (18/03/2024) ▲ Average Counts By Hour (22/04/2024) ▲ Average Counts By Hour (22/04/2024)
- Average Counts By Hour (25/03/2024) ☆ Average Counts By Hour (25/03/2024) ▲ Average Counts By Hour (29/04/2024) ● Average Counts By Hour (29/04/2024)
- Average Counts By Hour (01/04/2024) ■ Average Counts By Hour (01/04/2024)

2024 April Vicarage Road
Average Weekly Volumes



Incoming: Average Hourly WEEKDAY Speeds for Week of 29/04/2024

- Average Hourly WEEKDAY Speeds By Hour (15/04/2024) - Average Hourly WEEKDAY Speeds By Hour (15/04/2024)
- Average Hourly WEEKDAY Speeds By Hour (11/03/2024) - Average Hourly WEEKDAY Speeds By Hour (11/03/2024)
- Average Hourly WEEKDAY Speeds By Hour (18/03/2024) - Average Hourly WEEKDAY Speeds By Hour (18/03/2024)
- Average Hourly WEEKDAY Speeds By Hour (25/03/2024) - Average Hourly WEEKDAY Speeds By Hour (25/03/2024)
- Average Hourly WEEKDAY Speeds By Hour (01/04/2024) - Average Hourly WEEKDAY Speeds By Hour (01/04/2024)
- Average Hourly WEEKDAY Speeds By Hour (08/04/2024) - Average Hourly WEEKDAY Speeds By Hour (08/04/2024)
- Average Hourly WEEKDAY Speeds By Hour (15/04/2024) - Average Hourly WEEKDAY Speeds By Hour (15/04/2024)
- Average Hourly WEEKDAY Speeds By Hour (22/04/2024) - Average Hourly WEEKDAY Speeds By Hour (22/04/2024)
- Average Hourly WEEKDAY Speeds By Hour (29/04/2024) - Average Hourly WEEKDAY Speeds By Hour (29/04/2024)



Incoming: Daily Volume for Week of 15/04/2024

Daily Vehicle Counts

Daily Vehicle Counts

700

2024 April Vicarage Road

Daily Volumes

600

500

400

300

200

100

0

Monday

Tuesday

Wednesday

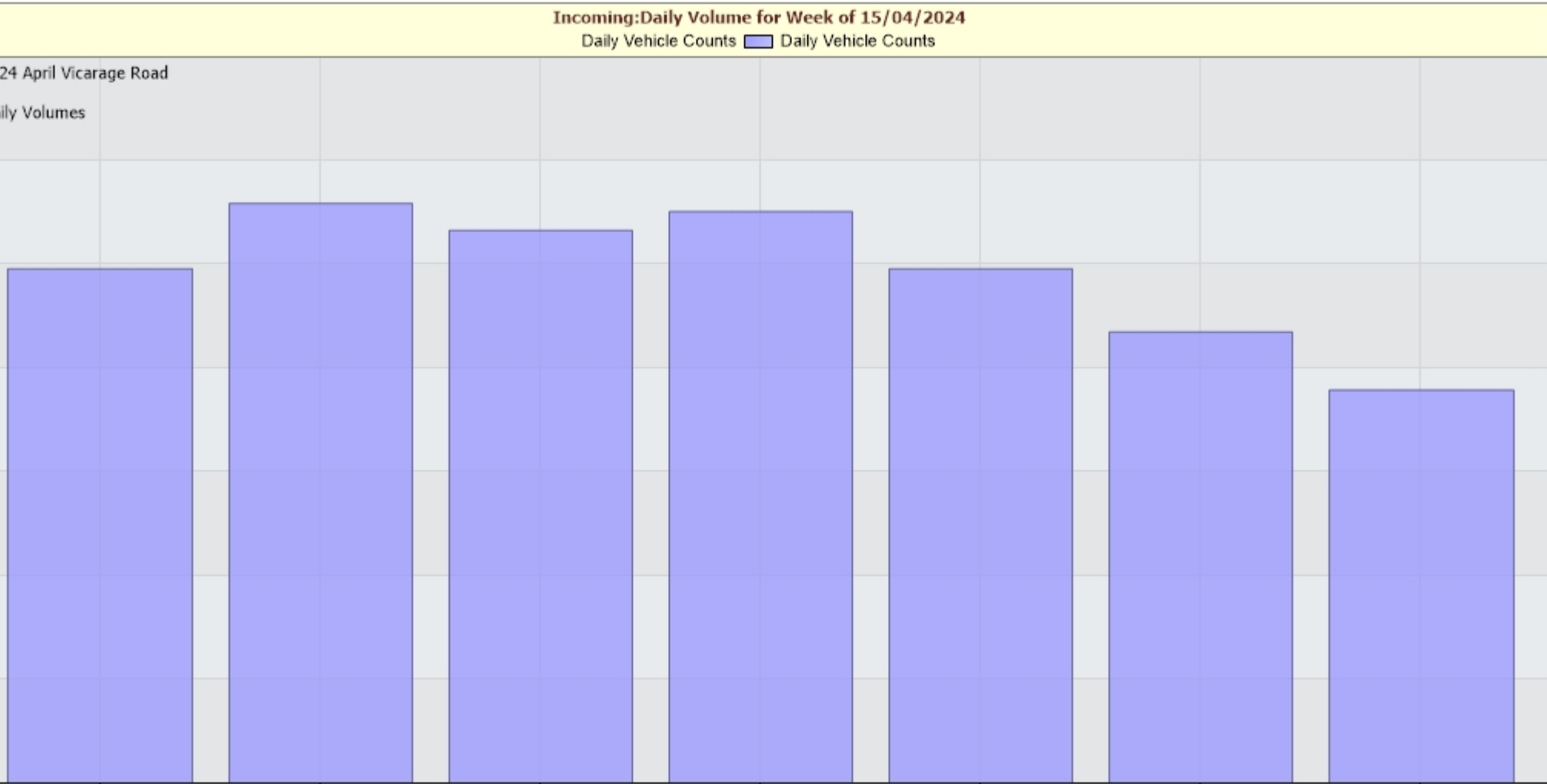
Thursday
Day

Friday

Saturday

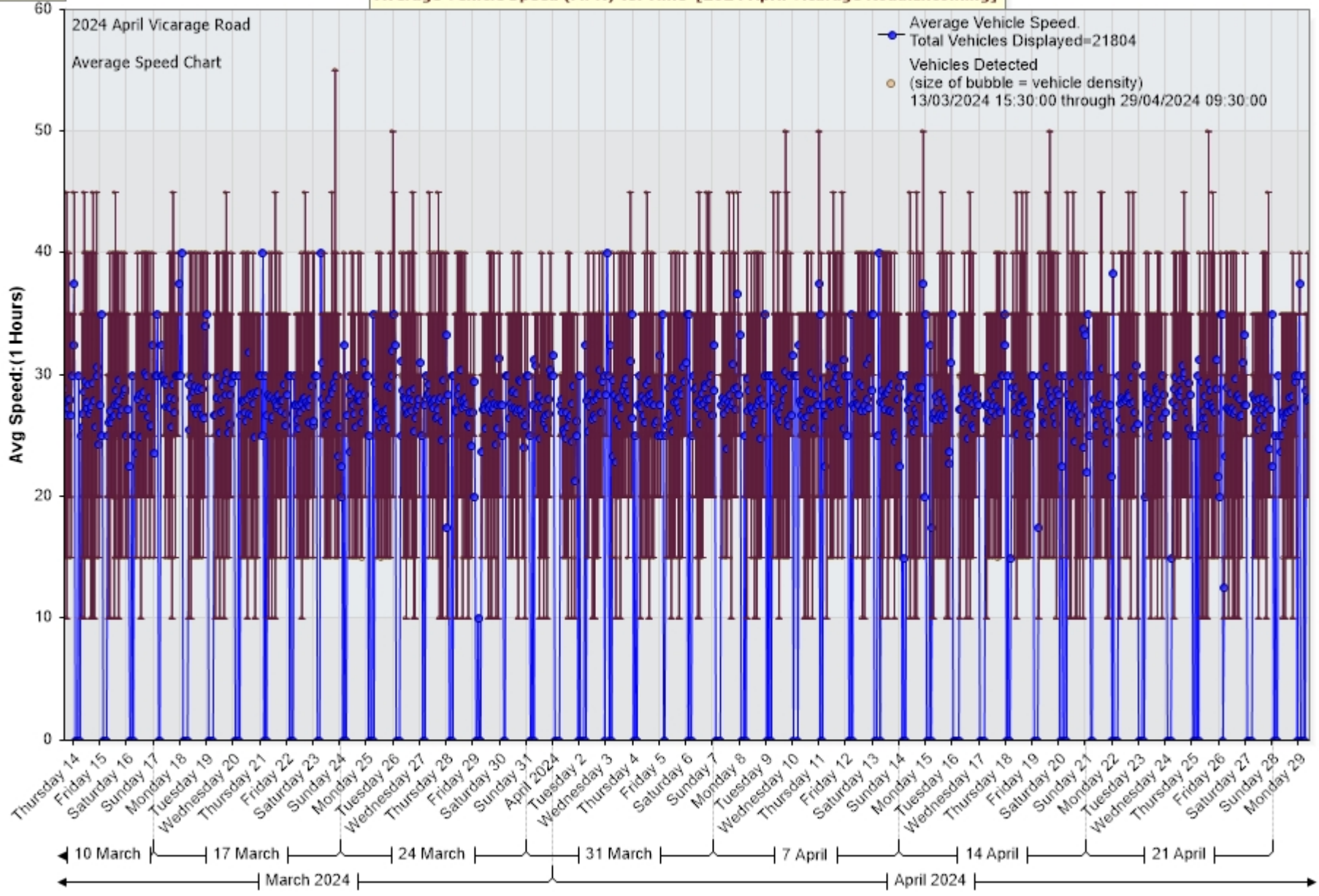
Sunday

Vehicles



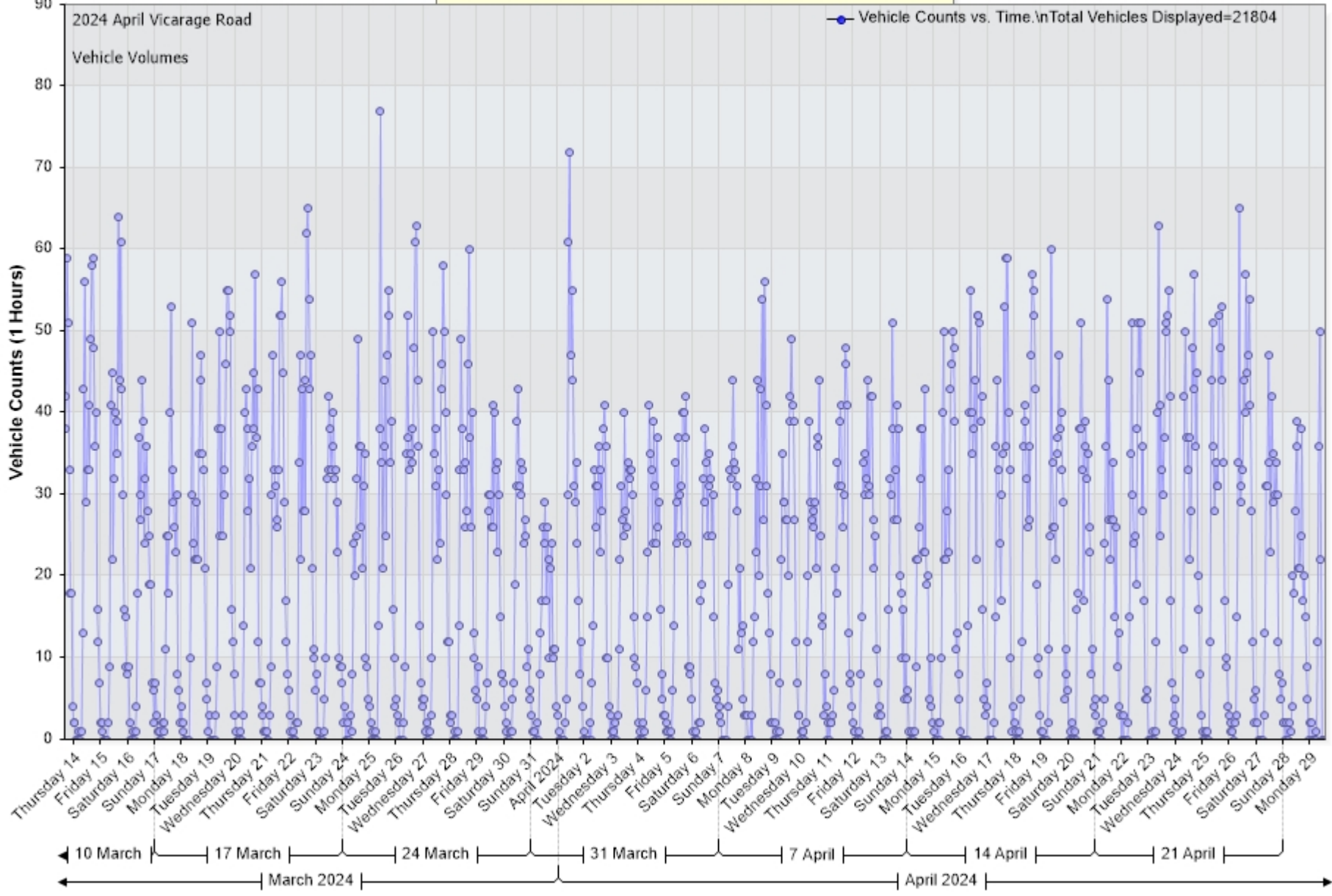
Zoom help

Average Vehicle Speed (MPH) vs. Time [2024 April Vicarage Road:Incoming]

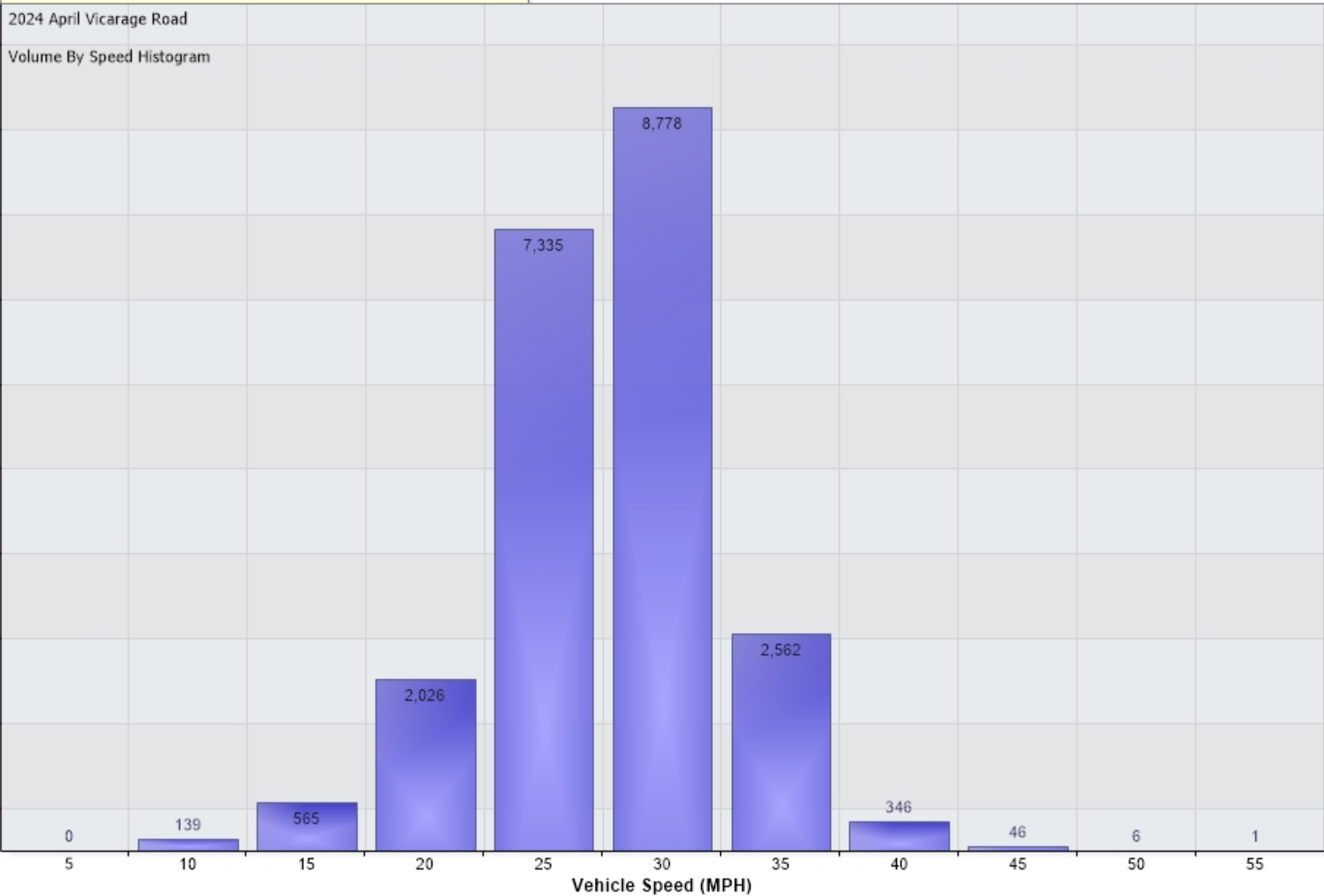


Zoom help

Vehicle Counts vs. Time [2024 April Vicarage Road: Incoming]



Vehicle Counts Vs. Speed [2024 April Vicarage Road: Incoming]



Percentile Counts Vs. Speed for [2024 April Vicarage Road: Incoming]

2024 April Vicarage Road
85th Pct Speed=29.8 MPH
Vehicles in data=21804
13/03/2024 14:00:00 to 29/04/2024 11:59:59

