

For Project: 2024 June Marsworth Road
 Project Notes:
 Location/Name: Incoming
 Report Generated: 24/06/2024 21:50:19
 Speed Intervals: 5 MPH
 Time Intervals: Instant
 Traffic Report From: 29/04/2024 11:00:00 through 19/06/2024 14:59:59
 85th Percentile Speed: 27.4 MPH
 85th Percentile Vehicles: 102633
 Max Speed: 55 MPH on 05/05/2024 00:15:00
 Total Vehicles: 120745
 AADT: 2359

Volumes - weekly counts

Time	5 Day	7 Day
Average Daily	2500	2314
AM Peak 08:00	230	186
PM Peak 17:00	263	224

Speed

Speed Limit: 35
 85th Percentile Speed: 27.4
 50th Percentile Speed: 22.1
 10 MPH Pace Interval: 15.0 MPH to 25.0 MPH
 Average Speed: 21.79

	Monday	Tuesday	Wednesday	Thursday	Friday	Saturday	Sunday
Count over limit	94	85	77	83	98	99	81
% over limit	0.5	0.4	0.4	0.4	0.5	0.7	0.7
Avg Speeder	38.9	39.0	38.9	38.5	38.7	38.4	39.1
Avg Speed	3.3	3.0	2.9	3.0	3.0	4.0	4.2

Day/Time Ending	85th pctl (MPH)	85th pctl cnts	Total Cnts	Max Speed	Avg Speeder	% Speeders	Avg Speed
29/04/2024 12:00:00	25.0	71	84	35	0.0	0.0%	20.1
29/04/2024 13:00:00	28.2	106	125	40	37.5	0.8%	23.5
29/04/2024 14:00:00	28.1	101	119	35	0.0	0.0%	23.1
29/04/2024 15:00:00	27.9	133	157	35	0.0	0.0%	22.9
29/04/2024 16:00:00	26.2	156	184	35	0.0	0.0%	21.7
29/04/2024 17:00:00	28.3	187	220	40	37.5	0.9%	23.8
29/04/2024 18:00:00	28.3	218	256	40	37.5	0.4%	23.6
29/04/2024 19:00:00	28.1	132	155	35	0.0	0.0%	23.2
29/04/2024 20:00:00	29.5	78	92	40	37.5	1.1%	24.6
29/04/2024 21:00:00	29.3	63	74	40	37.5	1.4%	25.3
29/04/2024 22:00:00	28.9	40	47	40	37.5	2.1%	23.6
29/04/2024 23:00:00	28.3	15	18	35	0.0	0.0%	23.5
30/04/2024 00:00:00	25.0	5	6	30	0.0	0.0%	23.2
30/04/2024 01:00:00	28.8	4	5	30	0.0	0.0%	26.2
30/04/2024 02:00:00	30.0	2	2	30	0.0	0.0%	27.0
30/04/2024 03:00:00	25.0	3	3	25	0.0	0.0%	22.3
30/04/2024 04:00:00	23.8	4	5	25	0.0	0.0%	21.4
30/04/2024 05:00:00	32.5	6	7	35	0.0	0.0%	26.3
30/04/2024 06:00:00	29.5	16	19	40	37.5	5.3%	26.0
30/04/2024 07:00:00	32.2	40	47	40	37.5	4.3%	26.3
30/04/2024 08:00:00	28.8	124	146	40	37.5	0.7%	23.3
30/04/2024 09:00:00	25.9	201	236	35	0.0	0.0%	19.9
30/04/2024 10:00:00	25.2	135	159	35	0.0	0.0%	20.6
30/04/2024 11:00:00	26.6	129	152	35	0.0	0.0%	21.1
30/04/2024 12:00:00	25.2	150	177	35	0.0	0.0%	19.6
30/04/2024 13:00:00	27.0	125	147	35	0.0	0.0%	21.2
30/04/2024 14:00:00	26.7	108	127	40	37.5	0.8%	22.0
30/04/2024 15:00:00	25.9	148	174	40	37.5	0.6%	20.8
30/04/2024 16:00:00	24.5	179	211	45	42.5	0.5%	20.3
30/04/2024 17:00:00	24.9	228	268	35	0.0	0.0%	20.1
30/04/2024 18:00:00	25.2	247	291	40	37.5	0.3%	21.5
30/04/2024 19:00:00	27.4	194	228	40	37.5	0.4%	22.0
30/04/2024 20:00:00	27.8	122	143	35	0.0	0.0%	22.8
30/04/2024 21:00:00	29.2	55	65	45	42.5	1.5%	24.1
30/04/2024 22:00:00	29.6	37	43	35	0.0	0.0%	24.5
30/04/2024 23:00:00	29.2	29	34	35	0.0	0.0%	23.5
01/05/2024 00:00:00	30.0	7	8	35	0.0	0.0%	24.0
01/05/2024 01:00:00	28.3	4	5	30	0.0	0.0%	24.2
01/05/2024 02:00:00	23.3	3	4	25	0.0	0.0%	20.8
01/05/2024 03:00:00	0.0	0	0	0	0.0	0.0%	0.0
01/05/2024 04:00:00	20.0	2	2	20	0.0	0.0%	14.5
01/05/2024 05:00:00	25.0	3	4	30	0.0	0.0%	19.5
01/05/2024 06:00:00	32.5	21	25	45	40.0	8.0%	26.4
01/05/2024 07:00:00	31.2	42	49	40	37.5	2.0%	26.2
01/05/2024 08:00:00	28.4	133	157	35	0.0	0.0%	23.1
01/05/2024 09:00:00	26.4	212	250	40	37.5	0.4%	21.9
01/05/2024 10:00:00	26.2	107	126	35	0.0	0.0%	22.1

Incoming Summary
2024 June Marsworth Road

from Mon-Apr-29-2024-11-00-AM to Wed-Jun-19-2024-02-59-PM

01/05/2024 11:00:00	24.7	125	147	35	0.0	0.0%	20.1
01/05/2024 12:00:00	26.4	135	159	35	0.0	0.0%	21.5
01/05/2024 13:00:00	26.8	128	150	35	0.0	0.0%	21.7
01/05/2024 14:00:00	28.0	122	143	40	37.5	0.7%	22.2
01/05/2024 15:00:00	26.2	163	192	35	0.0	0.0%	21.4
01/05/2024 16:00:00	24.6	162	190	35	0.0	0.0%	19.7
01/05/2024 17:00:00	27.1	196	230	40	37.5	0.9%	22.2
01/05/2024 18:00:00	26.8	235	277	35	0.0	0.0%	22.2
01/05/2024 19:00:00	28.0	178	209	35	0.0	0.0%	23.5
01/05/2024 20:00:00	29.1	98	115	35	0.0	0.0%	24.4
01/05/2024 21:00:00	28.7	74	87	35	0.0	0.0%	24.3
01/05/2024 22:00:00	28.8	44	52	35	0.0	0.0%	23.6
01/05/2024 23:00:00	28.3	20	23	30	0.0	0.0%	23.9
02/05/2024 00:00:00	30.0	11	13	35	0.0	0.0%	22.7
02/05/2024 01:00:00	40.0	7	8	45	40.0	25.0%	29.0
02/05/2024 02:00:00	25.0	2	2	25	0.0	0.0%	22.0
02/05/2024 03:00:00	35.0	1	1	35	0.0	0.0%	32.0
02/05/2024 04:00:00	30.0	5	6	45	42.5	16.7%	24.5
02/05/2024 05:00:00	30.0	5	6	35	0.0	0.0%	21.2
02/05/2024 06:00:00	35.0	13	15	40	37.5	13.3%	26.5
02/05/2024 07:00:00	32.5	41	48	40	37.5	4.2%	27.0
02/05/2024 08:00:00	28.9	113	133	45	39.2	2.3%	24.5
02/05/2024 09:00:00	25.5	189	222	35	0.0	0.0%	20.4
02/05/2024 10:00:00	27.0	131	154	40	37.5	0.6%	21.1
02/05/2024 11:00:00	24.8	110	130	40	37.5	0.8%	19.8
02/05/2024 12:00:00	27.6	113	133	35	0.0	0.0%	21.0
02/05/2024 13:00:00	25.7	114	134	35	0.0	0.0%	20.8
02/05/2024 14:00:00	27.9	87	102	35	0.0	0.0%	22.9
02/05/2024 15:00:00	27.5	150	176	40	37.5	1.1%	22.0
02/05/2024 16:00:00	25.0	164	193	35	0.0	0.0%	20.1
02/05/2024 17:00:00	25.3	230	270	35	0.0	0.0%	20.6
02/05/2024 18:00:00	27.5	235	277	35	0.0	0.0%	22.4
02/05/2024 19:00:00	28.2	157	185	45	39.2	1.6%	22.6
02/05/2024 20:00:00	28.8	93	109	40	37.5	0.9%	23.1
02/05/2024 21:00:00	28.6	67	79	35	0.0	0.0%	23.8
02/05/2024 22:00:00	28.5	39	46	45	42.5	2.2%	23.4
02/05/2024 23:00:00	28.9	22	26	35	0.0	0.0%	22.9
03/05/2024 00:00:00	30.0	19	22	40	37.5	4.5%	25.4
03/05/2024 01:00:00	13.5	57	67	30	0.0	0.0%	9.9
03/05/2024 02:00:00	12.5	177	208	25	0.0	0.0%	9.0
03/05/2024 03:00:00	15.0	20	24	40	37.5	4.2%	11.3
03/05/2024 04:00:00	23.3	18	21	35	0.0	0.0%	12.2
03/05/2024 05:00:00	28.3	8	9	30	0.0	0.0%	21.7
03/05/2024 06:00:00	32.5	14	16	35	0.0	0.0%	26.2
03/05/2024 07:00:00	31.0	30	35	40	37.5	2.9%	25.5
03/05/2024 08:00:00	28.4	107	126	40	37.5	0.8%	24.2
03/05/2024 09:00:00	23.9	200	235	45	40.0	0.9%	15.8
03/05/2024 10:00:00	24.8	106	125	35	0.0	0.0%	19.4

Incoming Summary
2024 June Marsworth Road

from Mon-Apr-29-2024-11-00-AM to Wed-Jun-19-2024-02-59-PM

03/05/2024 11:00:00	24.8	115	135	40	37.5	0.7%	18.1
03/05/2024 12:00:00	25.2	137	161	35	0.0	0.0%	18.8
03/05/2024 13:00:00	27.1	133	156	35	0.0	0.0%	21.4
03/05/2024 14:00:00	29.2	88	103	35	0.0	0.0%	24.4
03/05/2024 15:00:00	27.3	144	170	40	37.5	0.6%	19.5
03/05/2024 16:00:00	25.4	93	109	35	0.0	0.0%	21.1
03/05/2024 17:00:00	29.0	127	149	45	38.8	2.7%	24.0
03/05/2024 18:00:00	28.5	154	181	40	37.5	0.6%	24.0
03/05/2024 19:00:00	28.0	121	142	35	0.0	0.0%	21.4
03/05/2024 20:00:00	29.0	72	85	40	37.5	2.4%	24.2
03/05/2024 21:00:00	30.5	54	63	35	0.0	0.0%	24.8
03/05/2024 22:00:00	25.0	39	46	35	0.0	0.0%	22.4
03/05/2024 23:00:00	28.4	32	38	40	37.5	2.6%	24.1
04/05/2024 00:00:00	30.0	15	18	35	0.0	0.0%	24.0
04/05/2024 01:00:00	30.0	11	13	40	37.5	15.4%	24.5
04/05/2024 02:00:00	0.0	0	0	0	0.0	0.0%	0.0
04/05/2024 03:00:00	30.0	1	1	30	0.0	0.0%	27.0
04/05/2024 04:00:00	25.0	5	6	30	0.0	0.0%	22.2
04/05/2024 05:00:00	30.0	4	5	35	0.0	0.0%	27.2
04/05/2024 06:00:00	35.0	15	18	40	37.5	16.7%	27.6
04/05/2024 07:00:00	32.0	21	25	40	37.5	4.0%	26.5
04/05/2024 08:00:00	30.0	43	51	35	0.0	0.0%	24.8
04/05/2024 09:00:00	29.4	72	85	40	37.5	1.2%	25.6
04/05/2024 10:00:00	28.7	119	140	35	0.0	0.0%	24.1
04/05/2024 11:00:00	28.8	122	144	40	37.5	1.4%	24.2
04/05/2024 12:00:00	27.9	139	164	35	0.0	0.0%	23.5
04/05/2024 13:00:00	28.0	122	143	35	0.0	0.0%	23.1
04/05/2024 14:00:00	26.7	107	126	30	0.0	0.0%	22.8
04/05/2024 15:00:00	27.3	123	145	45	42.5	0.7%	22.5
04/05/2024 16:00:00	27.1	113	133	35	0.0	0.0%	22.6
04/05/2024 17:00:00	27.0	103	121	35	0.0	0.0%	22.7
04/05/2024 18:00:00	27.5	125	147	35	0.0	0.0%	22.0
04/05/2024 19:00:00	28.8	99	116	40	37.5	0.9%	24.3
04/05/2024 20:00:00	29.1	77	91	40	37.5	3.3%	24.6
04/05/2024 21:00:00	29.1	45	53	45	40.0	3.8%	24.4
04/05/2024 22:00:00	29.5	37	44	40	37.5	9.1%	24.8
04/05/2024 23:00:00	31.2	21	25	45	42.5	4.0%	26.0
05/05/2024 00:00:00	28.6	21	25	35	0.0	0.0%	23.2
05/05/2024 01:00:00	50.0	8	9	55	49.2	33.3%	29.9
05/05/2024 02:00:00	35.0	7	8	40	37.5	12.5%	25.3
05/05/2024 03:00:00	25.0	3	3	25	0.0	0.0%	22.3
05/05/2024 04:00:00	35.0	3	3	35	0.0	0.0%	25.7
05/05/2024 05:00:00	40.0	3	3	40	37.5	33.3%	28.7
05/05/2024 06:00:00	32.5	7	8	35	0.0	0.0%	26.5
05/05/2024 07:00:00	32.5	11	13	40	37.5	7.7%	27.3
05/05/2024 08:00:00	31.4	31	36	35	0.0	0.0%	24.8
05/05/2024 09:00:00	29.1	43	51	35	0.0	0.0%	24.9
05/05/2024 10:00:00	28.8	92	108	35	0.0	0.0%	24.3

Incoming Summary
2024 June Marsworth Road

from Mon-Apr-29-2024-11-00-AM to Wed-Jun-19-2024-02-59-PM

05/05/2024 11:00:00	28.7	134	158	35	0.0	0.0%	24.2
05/05/2024 12:00:00	27.9	119	140	50	47.5	0.7%	23.6
05/05/2024 13:00:00	27.1	162	190	35	0.0	0.0%	21.6
05/05/2024 14:00:00	27.7	123	145	35	0.0	0.0%	22.7
05/05/2024 15:00:00	26.2	136	160	40	37.5	0.6%	21.1
05/05/2024 16:00:00	27.6	115	135	40	37.5	0.7%	22.3
05/05/2024 17:00:00	27.6	107	126	35	0.0	0.0%	22.6
05/05/2024 18:00:00	27.5	85	100	35	0.0	0.0%	22.2
05/05/2024 19:00:00	28.3	89	105	40	37.5	1.0%	22.9
05/05/2024 20:00:00	29.7	60	70	45	40.0	2.9%	23.3
05/05/2024 21:00:00	29.0	37	44	40	37.5	2.3%	24.1
05/05/2024 22:00:00	27.1	33	39	35	0.0	0.0%	22.2
05/05/2024 23:00:00	27.9	20	24	35	0.0	0.0%	23.7
06/05/2024 00:00:00	25.0	10	12	30	0.0	0.0%	21.8
06/05/2024 01:00:00	26.7	10	12	30	0.0	0.0%	21.5
06/05/2024 02:00:00	27.5	4	5	30	0.0	0.0%	24.0
06/05/2024 03:00:00	40.0	3	3	40	37.5	33.3%	28.7
06/05/2024 04:00:00	25.0	5	6	40	37.5	16.7%	23.8
06/05/2024 05:00:00	30.0	4	5	35	0.0	0.0%	25.0
06/05/2024 06:00:00	37.5	5	6	40	37.5	33.3%	32.2
06/05/2024 07:00:00	29.2	14	17	40	37.5	11.8%	24.9
06/05/2024 08:00:00	29.4	25	29	35	0.0	0.0%	24.3
06/05/2024 09:00:00	28.2	43	51	35	0.0	0.0%	23.7
06/05/2024 10:00:00	28.2	71	83	40	37.5	1.2%	23.3
06/05/2024 11:00:00	27.8	90	106	35	0.0	0.0%	23.4
06/05/2024 12:00:00	25.8	128	151	35	0.0	0.0%	22.2
06/05/2024 13:00:00	26.2	119	140	30	0.0	0.0%	21.8
06/05/2024 14:00:00	26.4	90	106	30	0.0	0.0%	21.2
06/05/2024 15:00:00	27.2	114	134	35	0.0	0.0%	22.6
06/05/2024 16:00:00	28.6	94	110	35	0.0	0.0%	23.6
06/05/2024 17:00:00	27.8	108	127	35	0.0	0.0%	22.8
06/05/2024 18:00:00	26.2	74	87	35	0.0	0.0%	21.4
06/05/2024 19:00:00	27.9	65	76	45	42.5	1.3%	22.8
06/05/2024 20:00:00	30.7	44	52	50	42.5	3.8%	26.5
06/05/2024 21:00:00	29.5	38	45	40	37.5	2.2%	23.5
06/05/2024 22:00:00	33.0	22	26	40	37.5	7.7%	26.2
06/05/2024 23:00:00	29.0	9	11	35	0.0	0.0%	25.5
07/05/2024 00:00:00	35.0	3	3	35	0.0	0.0%	23.7
07/05/2024 01:00:00	28.3	6	7	30	0.0	0.0%	24.4
07/05/2024 02:00:00	35.0	3	3	35	0.0	0.0%	27.0
07/05/2024 03:00:00	30.0	3	4	35	0.0	0.0%	26.0
07/05/2024 04:00:00	27.5	5	6	30	0.0	0.0%	24.0
07/05/2024 05:00:00	30.0	7	8	35	0.0	0.0%	23.5
07/05/2024 06:00:00	33.0	20	23	40	37.5	4.3%	27.3
07/05/2024 07:00:00	31.9	42	50	50	42.5	6.0%	27.0
07/05/2024 08:00:00	28.1	132	155	40	37.5	0.6%	22.9
07/05/2024 09:00:00	25.1	232	273	35	0.0	0.0%	20.1
07/05/2024 10:00:00	24.3	115	135	35	0.0	0.0%	19.0

Incoming Summary
2024 June Marsworth Road

from Mon-Apr-29-2024-11-00-AM to Wed-Jun-19-2024-02-59-PM

07/05/2024 11:00:00	25.9	122	144	35	0.0	0.0%	21.1
07/05/2024 12:00:00	25.2	141	166	40	37.5	0.6%	20.3
07/05/2024 13:00:00	26.0	151	178	35	0.0	0.0%	20.5
07/05/2024 14:00:00	27.7	114	134	35	0.0	0.0%	22.9
07/05/2024 15:00:00	26.1	158	186	35	0.0	0.0%	21.3
07/05/2024 16:00:00	24.9	152	179	40	37.5	0.6%	19.7
07/05/2024 17:00:00	26.9	210	247	40	37.5	0.4%	21.9
07/05/2024 18:00:00	27.3	233	274	40	37.5	0.4%	22.9
07/05/2024 19:00:00	27.6	160	188	35	0.0	0.0%	23.0
07/05/2024 20:00:00	28.7	93	109	35	0.0	0.0%	23.0
07/05/2024 21:00:00	29.8	56	66	35	0.0	0.0%	25.2
07/05/2024 22:00:00	29.4	35	41	35	0.0	0.0%	23.8
07/05/2024 23:00:00	27.9	32	38	35	0.0	0.0%	22.8
08/05/2024 00:00:00	29.0	9	11	35	0.0	0.0%	25.5
08/05/2024 01:00:00	30.0	8	9	50	47.5	11.1%	25.4
08/05/2024 02:00:00	35.0	4	5	45	42.5	20.0%	28.0
08/05/2024 03:00:00	30.0	2	2	30	0.0	0.0%	22.0
08/05/2024 04:00:00	25.0	1	1	25	0.0	0.0%	22.0
08/05/2024 05:00:00	29.2	6	7	30	0.0	0.0%	26.7
08/05/2024 06:00:00	33.8	20	24	45	39.2	12.5%	27.9
08/05/2024 07:00:00	31.7	46	54	40	37.5	7.4%	27.2
08/05/2024 08:00:00	28.4	141	166	35	0.0	0.0%	23.6
08/05/2024 09:00:00	24.9	226	266	35	0.0	0.0%	20.0
08/05/2024 10:00:00	25.8	123	145	35	0.0	0.0%	20.7
08/05/2024 11:00:00	24.7	146	172	35	0.0	0.0%	19.7
08/05/2024 12:00:00	27.9	128	150	35	0.0	0.0%	22.1
08/05/2024 13:00:00	25.9	127	149	35	0.0	0.0%	21.5
08/05/2024 14:00:00	24.8	119	140	40	37.5	1.4%	21.6
08/05/2024 15:00:00	25.0	150	177	35	0.0	0.0%	21.1
08/05/2024 16:00:00	24.3	160	188	35	0.0	0.0%	19.5
08/05/2024 17:00:00	25.5	218	256	35	0.0	0.0%	20.5
08/05/2024 18:00:00	25.9	230	271	45	42.5	0.4%	21.3
08/05/2024 19:00:00	25.5	173	204	40	37.5	0.5%	21.1
08/05/2024 20:00:00	27.4	95	112	40	37.5	1.8%	22.4
08/05/2024 21:00:00	28.2	79	93	40	37.5	1.1%	23.4
08/05/2024 22:00:00	26.5	43	51	35	0.0	0.0%	22.0
08/05/2024 23:00:00	27.9	23	27	35	0.0	0.0%	23.1
09/05/2024 00:00:00	30.0	4	5	35	0.0	0.0%	23.2
09/05/2024 01:00:00	28.3	9	11	35	0.0	0.0%	24.1
09/05/2024 02:00:00	30.0	3	3	30	0.0	0.0%	23.7
09/05/2024 03:00:00	22.5	3	4	25	0.0	0.0%	17.0
09/05/2024 04:00:00	23.3	3	4	25	0.0	0.0%	20.8
09/05/2024 05:00:00	35.0	3	3	35	0.0	0.0%	25.3
09/05/2024 06:00:00	32.5	16	19	45	42.5	5.3%	26.6
09/05/2024 07:00:00	29.8	51	60	50	47.5	3.3%	26.5
09/05/2024 08:00:00	27.8	129	152	35	0.0	0.0%	22.4
09/05/2024 09:00:00	24.1	228	268	35	0.0	0.0%	18.3
09/05/2024 10:00:00	25.0	128	151	35	0.0	0.0%	20.0

Incoming Summary
2024 June Marsworth Road

from Mon-Apr-29-2024-11-00-AM to Wed-Jun-19-2024-02-59-PM

09/05/2024 11:00:00	24.6	115	135	35	0.0	0.0%	19.9
09/05/2024 12:00:00	24.4	139	164	35	0.0	0.0%	19.9
09/05/2024 13:00:00	26.1	120	141	35	0.0	0.0%	20.9
09/05/2024 14:00:00	26.1	91	107	35	0.0	0.0%	20.8
09/05/2024 15:00:00	26.1	132	155	35	0.0	0.0%	21.6
09/05/2024 16:00:00	24.6	159	187	40	37.5	0.5%	20.4
09/05/2024 17:00:00	25.0	194	228	35	0.0	0.0%	20.9
09/05/2024 18:00:00	25.9	244	287	35	0.0	0.0%	20.5
09/05/2024 19:00:00	26.7	167	196	35	0.0	0.0%	21.5
09/05/2024 20:00:00	27.4	110	129	35	0.0	0.0%	22.5
09/05/2024 21:00:00	28.1	94	110	40	37.5	0.9%	22.9
09/05/2024 22:00:00	26.2	54	64	35	0.0	0.0%	21.4
09/05/2024 23:00:00	28.1	37	44	35	0.0	0.0%	22.6
10/05/2024 00:00:00	30.0	12	14	35	0.0	0.0%	23.7
10/05/2024 01:00:00	27.5	3	4	30	0.0	0.0%	22.0
10/05/2024 02:00:00	20.0	1	1	20	0.0	0.0%	17.0
10/05/2024 03:00:00	30.0	1	1	30	0.0	0.0%	27.0
10/05/2024 04:00:00	27.5	4	5	30	0.0	0.0%	24.4
10/05/2024 05:00:00	25.0	3	3	25	0.0	0.0%	22.0
10/05/2024 06:00:00	33.6	21	25	55	47.5	8.0%	28.0
10/05/2024 07:00:00	32.1	42	49	50	42.5	6.1%	25.7
10/05/2024 08:00:00	28.8	118	139	40	37.5	1.4%	23.6
10/05/2024 09:00:00	24.5	203	239	35	0.0	0.0%	19.6
10/05/2024 10:00:00	24.3	140	165	35	0.0	0.0%	18.8
10/05/2024 11:00:00	25.6	145	171	35	0.0	0.0%	20.3
10/05/2024 12:00:00	24.5	169	199	30	0.0	0.0%	19.8
10/05/2024 13:00:00	24.7	150	177	35	0.0	0.0%	19.8
10/05/2024 14:00:00	27.5	122	144	40	37.5	0.7%	22.6
10/05/2024 15:00:00	27.4	144	169	35	0.0	0.0%	22.2
10/05/2024 16:00:00	24.5	179	211	35	0.0	0.0%	20.5
10/05/2024 17:00:00	24.9	196	230	35	0.0	0.0%	20.8
10/05/2024 18:00:00	25.4	202	238	35	0.0	0.0%	20.4
10/05/2024 19:00:00	26.1	127	149	35	0.0	0.0%	21.7
10/05/2024 20:00:00	28.2	99	116	35	0.0	0.0%	23.1
10/05/2024 21:00:00	26.8	78	92	35	0.0	0.0%	22.6
10/05/2024 22:00:00	26.9	57	67	35	0.0	0.0%	22.1
10/05/2024 23:00:00	27.5	54	64	30	0.0	0.0%	22.7
11/05/2024 00:00:00	26.7	31	37	30	0.0	0.0%	21.7
11/05/2024 01:00:00	28.0	25	29	30	0.0	0.0%	22.9
11/05/2024 02:00:00	31.7	10	12	35	0.0	0.0%	24.8
11/05/2024 03:00:00	30.0	3	3	30	0.0	0.0%	27.0
11/05/2024 04:00:00	20.0	2	2	20	0.0	0.0%	17.0
11/05/2024 05:00:00	0.0	0	0	0	0.0	0.0%	0.0
11/05/2024 06:00:00	35.0	11	13	40	37.5	15.4%	26.8
11/05/2024 07:00:00	33.3	19	22	40	37.5	4.5%	27.3
11/05/2024 08:00:00	29.4	41	48	35	0.0	0.0%	24.3
11/05/2024 09:00:00	28.8	87	102	45	42.5	1.0%	23.9
11/05/2024 10:00:00	27.3	120	141	35	0.0	0.0%	22.1

Incoming Summary
2024 June Marsworth Road

from Mon-Apr-29-2024-11-00-AM to Wed-Jun-19-2024-02-59-PM

11/05/2024 11:00:00	26.7	137	161	35	0.0	0.0%	22.1
11/05/2024 12:00:00	27.6	131	154	35	0.0	0.0%	22.5
11/05/2024 13:00:00	27.8	119	140	35	0.0	0.0%	22.7
11/05/2024 14:00:00	25.5	128	150	35	0.0	0.0%	20.9
11/05/2024 15:00:00	27.3	125	147	35	0.0	0.0%	22.7
11/05/2024 16:00:00	28.5	93	109	35	0.0	0.0%	22.9
11/05/2024 17:00:00	26.6	105	123	40	37.5	0.8%	21.9
11/05/2024 18:00:00	27.1	111	131	40	37.5	0.8%	22.6
11/05/2024 19:00:00	27.4	103	121	35	0.0	0.0%	22.7
11/05/2024 20:00:00	28.3	77	91	35	0.0	0.0%	23.5
11/05/2024 21:00:00	28.1	54	63	40	37.5	3.2%	23.0
11/05/2024 22:00:00	26.4	52	61	35	0.0	0.0%	21.7
11/05/2024 23:00:00	26.2	77	91	35	0.0	0.0%	21.5
12/05/2024 00:00:00	24.4	73	86	35	0.0	0.0%	20.9
12/05/2024 01:00:00	27.1	48	56	30	0.0	0.0%	21.7
12/05/2024 02:00:00	23.8	8	10	30	0.0	0.0%	20.2
12/05/2024 03:00:00	25.0	6	7	35	0.0	0.0%	23.0
12/05/2024 04:00:00	22.5	3	4	25	0.0	0.0%	19.8
12/05/2024 05:00:00	30.0	3	3	30	0.0	0.0%	25.3
12/05/2024 06:00:00	37.5	8	9	40	37.5	22.2%	28.3
12/05/2024 07:00:00	32.5	18	21	50	47.5	4.8%	26.0
12/05/2024 08:00:00	29.8	33	39	40	37.5	2.6%	26.1
12/05/2024 09:00:00	28.5	40	47	35	0.0	0.0%	22.7
12/05/2024 10:00:00	27.9	88	103	40	37.5	1.0%	22.8
12/05/2024 11:00:00	26.2	136	160	35	0.0	0.0%	21.9
12/05/2024 12:00:00	27.9	131	154	35	0.0	0.0%	22.5
12/05/2024 13:00:00	27.2	108	127	35	0.0	0.0%	22.2
12/05/2024 14:00:00	28.1	113	133	35	0.0	0.0%	22.7
12/05/2024 15:00:00	27.1	128	150	35	0.0	0.0%	22.0
12/05/2024 16:00:00	26.0	140	165	35	0.0	0.0%	21.7
12/05/2024 17:00:00	26.7	102	120	35	0.0	0.0%	21.9
12/05/2024 18:00:00	27.3	84	99	35	0.0	0.0%	22.3
12/05/2024 19:00:00	28.1	80	94	40	37.5	1.1%	22.3
12/05/2024 20:00:00	28.6	68	80	40	37.5	2.5%	24.1
12/05/2024 21:00:00	27.8	57	67	35	0.0	0.0%	22.5
12/05/2024 22:00:00	27.8	32	38	35	0.0	0.0%	22.4
12/05/2024 23:00:00	29.4	21	25	40	37.5	4.0%	24.4
13/05/2024 00:00:00	30.0	12	14	40	37.5	7.1%	22.6
13/05/2024 01:00:00	30.0	3	4	35	0.0	0.0%	25.8
13/05/2024 02:00:00	35.0	2	2	35	0.0	0.0%	24.5
13/05/2024 03:00:00	30.0	3	3	30	0.0	0.0%	20.3
13/05/2024 04:00:00	25.0	2	2	25	0.0	0.0%	19.5
13/05/2024 05:00:00	28.8	5	6	30	0.0	0.0%	24.7
13/05/2024 06:00:00	33.3	19	22	45	42.5	9.1%	27.6
13/05/2024 07:00:00	29.3	48	57	55	45.0	3.5%	24.7
13/05/2024 08:00:00	28.6	125	147	35	0.0	0.0%	22.9
13/05/2024 09:00:00	24.0	222	261	35	0.0	0.0%	18.8
13/05/2024 10:00:00	24.8	140	165	30	0.0	0.0%	19.4

Incoming Summary
2024 June Marsworth Road

from Mon-Apr-29-2024-11-00-AM to Wed-Jun-19-2024-02-59-PM

13/05/2024 11:00:00	24.7	121	142	35	0.0	0.0%	19.7
13/05/2024 12:00:00	24.9	136	160	35	0.0	0.0%	19.8
13/05/2024 13:00:00	26.1	108	127	35	0.0	0.0%	21.2
13/05/2024 14:00:00	27.0	116	136	45	42.5	0.7%	22.4
13/05/2024 15:00:00	26.3	122	143	35	0.0	0.0%	21.6
13/05/2024 16:00:00	24.6	195	229	35	0.0	0.0%	20.0
13/05/2024 17:00:00	25.9	227	267	35	0.0	0.0%	20.7
13/05/2024 18:00:00	25.0	211	248	35	0.0	0.0%	20.5
13/05/2024 19:00:00	27.8	143	168	35	0.0	0.0%	22.0
13/05/2024 20:00:00	29.7	99	116	45	40.0	1.7%	24.9
13/05/2024 21:00:00	29.2	45	53	35	0.0	0.0%	24.2
13/05/2024 22:00:00	26.0	28	33	35	0.0	0.0%	21.5
13/05/2024 23:00:00	31.7	12	14	35	0.0	0.0%	25.9
14/05/2024 00:00:00	33.3	8	9	35	0.0	0.0%	26.1
14/05/2024 01:00:00	32.5	4	5	35	0.0	0.0%	27.0
14/05/2024 02:00:00	30.0	2	2	30	0.0	0.0%	24.5
14/05/2024 03:00:00	30.0	1	1	30	0.0	0.0%	27.0
14/05/2024 04:00:00	25.0	4	5	30	0.0	0.0%	22.2
14/05/2024 05:00:00	27.5	6	7	30	0.0	0.0%	19.3
14/05/2024 06:00:00	33.3	17	20	45	40.0	10.0%	27.0
14/05/2024 07:00:00	31.0	29	34	45	42.5	2.9%	26.2
14/05/2024 08:00:00	27.9	129	152	35	0.0	0.0%	22.7
14/05/2024 09:00:00	24.5	212	249	35	0.0	0.0%	19.0
14/05/2024 10:00:00	25.6	100	118	35	0.0	0.0%	18.5
14/05/2024 11:00:00	25.3	110	130	40	37.5	0.8%	20.0
14/05/2024 12:00:00	25.6	105	124	40	37.5	0.8%	20.3
14/05/2024 13:00:00	24.5	138	162	35	0.0	0.0%	20.2
14/05/2024 14:00:00	27.8	94	110	35	0.0	0.0%	22.7
14/05/2024 15:00:00	26.4	164	193	40	37.5	0.5%	21.3
14/05/2024 16:00:00	24.6	169	199	30	0.0	0.0%	19.6
14/05/2024 17:00:00	24.9	216	254	35	0.0	0.0%	20.1
14/05/2024 18:00:00	24.9	258	303	35	0.0	0.0%	20.8
14/05/2024 19:00:00	27.6	149	175	35	0.0	0.0%	22.2
14/05/2024 20:00:00	28.5	99	116	35	0.0	0.0%	22.9
14/05/2024 21:00:00	28.6	48	56	35	0.0	0.0%	23.4
14/05/2024 22:00:00	29.0	35	41	40	37.5	2.4%	22.9
14/05/2024 23:00:00	29.3	24	28	35	0.0	0.0%	23.3
15/05/2024 00:00:00	28.0	14	16	30	0.0	0.0%	21.3
15/05/2024 01:00:00	35.0	7	8	50	47.5	12.5%	25.4
15/05/2024 02:00:00	30.0	3	3	30	0.0	0.0%	23.7
15/05/2024 03:00:00	25.0	2	2	25	0.0	0.0%	22.5
15/05/2024 04:00:00	25.0	4	5	30	0.0	0.0%	23.2
15/05/2024 05:00:00	25.0	3	3	25	0.0	0.0%	18.7
15/05/2024 06:00:00	32.0	14	17	35	0.0	0.0%	25.2
15/05/2024 07:00:00	30.0	38	45	45	40.8	6.7%	25.9
15/05/2024 08:00:00	27.9	155	182	35	0.0	0.0%	21.9
15/05/2024 09:00:00	23.7	226	266	30	0.0	0.0%	19.0
15/05/2024 10:00:00	26.2	130	153	35	0.0	0.0%	19.8

Incoming Summary
2024 June Marsworth Road

from Mon-Apr-29-2024-11-00-AM to Wed-Jun-19-2024-02-59-PM

15/05/2024 11:00:00	25.8	102	120	35	0.0	0.0%	20.3
15/05/2024 12:00:00	25.2	137	161	35	0.0	0.0%	19.7
15/05/2024 13:00:00	24.4	112	132	35	0.0	0.0%	20.5
15/05/2024 14:00:00	26.3	115	135	35	0.0	0.0%	20.7
15/05/2024 15:00:00	26.7	180	212	35	0.0	0.0%	21.0
15/05/2024 16:00:00	24.8	159	187	35	0.0	0.0%	19.7
15/05/2024 17:00:00	27.1	191	225	40	37.5	0.4%	21.5
15/05/2024 18:00:00	27.0	232	273	35	0.0	0.0%	22.5
15/05/2024 19:00:00	28.1	162	191	35	0.0	0.0%	23.5
15/05/2024 20:00:00	27.0	88	103	35	0.0	0.0%	22.3
15/05/2024 21:00:00	28.9	64	75	35	0.0	0.0%	24.1
15/05/2024 22:00:00	29.4	42	49	40	37.5	2.0%	24.2
15/05/2024 23:00:00	28.5	37	43	35	0.0	0.0%	23.4
16/05/2024 00:00:00	29.0	7	8	30	0.0	0.0%	24.1
16/05/2024 01:00:00	30.0	8	9	35	0.0	0.0%	23.2
16/05/2024 02:00:00	30.0	3	3	30	0.0	0.0%	22.0
16/05/2024 03:00:00	30.0	2	2	30	0.0	0.0%	24.5
16/05/2024 04:00:00	32.5	4	5	35	0.0	0.0%	26.0
16/05/2024 05:00:00	27.5	4	5	30	0.0	0.0%	24.2
16/05/2024 06:00:00	32.5	14	17	40	37.5	11.8%	26.2
16/05/2024 07:00:00	30.0	40	47	45	42.5	2.1%	25.7
16/05/2024 08:00:00	28.7	128	151	40	37.5	1.3%	23.8
16/05/2024 09:00:00	24.4	219	258	35	0.0	0.0%	19.7
16/05/2024 10:00:00	25.5	112	132	30	0.0	0.0%	20.3
16/05/2024 11:00:00	26.7	119	140	40	37.5	0.7%	21.2
16/05/2024 12:00:00	24.9	118	139	35	0.0	0.0%	20.1
16/05/2024 13:00:00	25.8	128	151	35	0.0	0.0%	21.3
16/05/2024 14:00:00	28.6	112	132	40	37.5	0.8%	23.9
16/05/2024 15:00:00	27.8	150	177	40	37.5	1.1%	23.2
16/05/2024 16:00:00	26.0	166	195	35	0.0	0.0%	20.7
16/05/2024 17:00:00	25.6	237	279	35	0.0	0.0%	20.3
16/05/2024 18:00:00	25.4	246	290	35	0.0	0.0%	21.6
16/05/2024 19:00:00	28.4	184	216	35	0.0	0.0%	23.7
16/05/2024 20:00:00	28.6	88	104	45	40.0	1.9%	24.3
16/05/2024 21:00:00	29.8	57	67	35	0.0	0.0%	25.1
16/05/2024 22:00:00	29.1	54	63	35	0.0	0.0%	24.1
16/05/2024 23:00:00	29.2	30	35	35	0.0	0.0%	24.0
17/05/2024 00:00:00	28.0	11	13	30	0.0	0.0%	23.8
17/05/2024 01:00:00	25.0	3	3	25	0.0	0.0%	22.0
17/05/2024 02:00:00	20.0	4	5	25	0.0	0.0%	18.4
17/05/2024 03:00:00	0.0	0	0	0	0.0	0.0%	0.0
17/05/2024 04:00:00	25.0	2	2	25	0.0	0.0%	22.0
17/05/2024 05:00:00	25.0	4	5	30	0.0	0.0%	23.2
17/05/2024 06:00:00	33.0	16	19	40	37.5	5.3%	27.4
17/05/2024 07:00:00	32.1	41	48	35	0.0	0.0%	26.3
17/05/2024 08:00:00	29.2	109	128	45	39.2	2.3%	24.8
17/05/2024 09:00:00	24.7	213	251	35	0.0	0.0%	19.8
17/05/2024 10:00:00	25.8	113	133	40	37.5	1.5%	20.0

Incoming Summary
2024 June Marsworth Road

from Mon-Apr-29-2024-11-00-AM to Wed-Jun-19-2024-02-59-PM

17/05/2024 11:00:00	27.4	84	99	35	0.0	0.0%	21.5
17/05/2024 12:00:00	25.8	105	124	35	0.0	0.0%	21.3
17/05/2024 13:00:00	27.5	88	103	40	37.5	1.0%	22.8
17/05/2024 14:00:00	29.2	67	79	35	0.0	0.0%	23.9
17/05/2024 15:00:00	28.7	98	115	35	0.0	0.0%	23.5
17/05/2024 16:00:00	25.8	183	215	40	37.5	0.5%	20.8
17/05/2024 17:00:00	28.2	170	200	40	37.5	0.5%	23.7
17/05/2024 18:00:00	28.6	179	211	35	0.0	0.0%	23.4
17/05/2024 19:00:00	26.9	153	180	35	0.0	0.0%	21.8
17/05/2024 20:00:00	27.3	111	131	40	37.5	0.8%	22.3
17/05/2024 21:00:00	29.2	79	93	40	37.5	1.1%	23.9
17/05/2024 22:00:00	27.3	59	69	45	40.0	2.9%	21.9
17/05/2024 23:00:00	27.9	31	37	35	0.0	0.0%	23.5
18/05/2024 00:00:00	27.5	14	17	40	37.5	5.9%	23.1
18/05/2024 01:00:00	25.0	7	8	30	0.0	0.0%	21.0
18/05/2024 02:00:00	28.8	6	7	30	0.0	0.0%	24.3
18/05/2024 03:00:00	25.0	2	2	25	0.0	0.0%	22.5
18/05/2024 04:00:00	28.3	3	4	30	0.0	0.0%	24.8
18/05/2024 05:00:00	25.0	4	5	35	0.0	0.0%	22.4
18/05/2024 06:00:00	30.0	6	7	45	42.5	14.3%	28.7
18/05/2024 07:00:00	31.2	22	26	40	37.5	3.8%	26.4
18/05/2024 08:00:00	28.2	51	60	40	37.5	5.0%	23.1
18/05/2024 09:00:00	28.6	96	113	35	0.0	0.0%	23.7
18/05/2024 10:00:00	28.2	116	137	40	37.5	0.7%	23.0
18/05/2024 11:00:00	27.7	122	144	30	0.0	0.0%	23.2
18/05/2024 12:00:00	27.4	120	141	45	42.5	0.7%	22.8
18/05/2024 13:00:00	28.6	149	175	35	0.0	0.0%	24.3
18/05/2024 14:00:00	28.7	116	136	35	0.0	0.0%	24.0
18/05/2024 15:00:00	27.5	104	122	40	37.5	0.8%	22.8
18/05/2024 16:00:00	27.7	87	102	35	0.0	0.0%	23.2
18/05/2024 17:00:00	28.1	124	146	40	37.5	2.1%	23.3
18/05/2024 18:00:00	28.0	101	119	40	37.5	2.5%	23.7
18/05/2024 19:00:00	28.2	94	110	35	0.0	0.0%	23.6
18/05/2024 20:00:00	28.8	80	94	35	0.0	0.0%	24.4
18/05/2024 21:00:00	29.0	53	62	35	0.0	0.0%	24.6
18/05/2024 22:00:00	27.5	41	48	55	52.5	2.1%	22.9
18/05/2024 23:00:00	29.3	27	32	45	42.5	3.1%	24.0
19/05/2024 00:00:00	28.8	39	46	35	0.0	0.0%	23.3
19/05/2024 01:00:00	26.2	24	28	35	0.0	0.0%	20.9
19/05/2024 02:00:00	30.0	11	13	35	0.0	0.0%	23.5
19/05/2024 03:00:00	30.0	3	3	30	0.0	0.0%	25.3
19/05/2024 04:00:00	27.5	5	6	30	0.0	0.0%	23.0
19/05/2024 05:00:00	30.0	4	5	35	0.0	0.0%	24.0
19/05/2024 06:00:00	32.5	11	13	40	37.5	7.7%	27.6
19/05/2024 07:00:00	31.7	12	14	35	0.0	0.0%	25.4
19/05/2024 08:00:00	32.5	23	27	40	37.5	7.4%	26.3
19/05/2024 09:00:00	29.8	45	53	35	0.0	0.0%	25.3
19/05/2024 10:00:00	28.7	82	96	35	0.0	0.0%	23.9

Incoming Summary
2024 June Marsworth Road

from Mon-Apr-29-2024-11-00-AM to Wed-Jun-19-2024-02-59-PM

19/05/2024 11:00:00	28.2	99	117	35	0.0	0.0%	23.6
19/05/2024 12:00:00	28.4	134	158	40	37.5	0.6%	23.6
19/05/2024 13:00:00	28.4	150	177	40	37.5	2.3%	23.8
19/05/2024 14:00:00	27.4	132	155	40	37.5	0.6%	22.6
19/05/2024 15:00:00	25.6	127	149	35	0.0	0.0%	21.8
19/05/2024 16:00:00	27.9	131	154	35	0.0	0.0%	22.8
19/05/2024 17:00:00	27.2	116	136	35	0.0	0.0%	21.8
19/05/2024 18:00:00	27.5	90	106	40	37.5	0.9%	22.5
19/05/2024 19:00:00	28.3	82	97	35	0.0	0.0%	22.7
19/05/2024 20:00:00	28.5	67	79	35	0.0	0.0%	23.8
19/05/2024 21:00:00	28.6	52	61	35	0.0	0.0%	24.1
19/05/2024 22:00:00	31.9	39	46	55	45.0	4.3%	25.3
19/05/2024 23:00:00	28.3	14	16	30	0.0	0.0%	22.9
20/05/2024 00:00:00	25.0	6	7	30	0.0	0.0%	20.3
20/05/2024 01:00:00	32.5	8	9	35	0.0	0.0%	22.7
20/05/2024 02:00:00	25.0	1	1	25	0.0	0.0%	22.0
20/05/2024 03:00:00	30.0	4	5	35	0.0	0.0%	21.0
20/05/2024 04:00:00	25.0	8	10	35	0.0	0.0%	21.7
20/05/2024 05:00:00	29.0	4	5	30	0.0	0.0%	27.2
20/05/2024 06:00:00	34.0	20	24	45	39.2	12.5%	27.1
20/05/2024 07:00:00	31.5	45	53	40	37.5	1.9%	26.3
20/05/2024 08:00:00	28.0	148	174	40	37.5	0.6%	22.1
20/05/2024 09:00:00	24.7	233	274	35	0.0	0.0%	20.2
20/05/2024 10:00:00	24.7	141	166	35	0.0	0.0%	20.1
20/05/2024 11:00:00	26.5	128	150	35	0.0	0.0%	20.2
20/05/2024 12:00:00	26.3	111	131	35	0.0	0.0%	21.2
20/05/2024 13:00:00	27.3	127	149	40	37.5	0.7%	21.8
20/05/2024 14:00:00	28.1	110	129	45	40.0	1.6%	23.3
20/05/2024 15:00:00	26.8	139	163	35	0.0	0.0%	22.1
20/05/2024 16:00:00	26.5	156	184	35	0.0	0.0%	21.9
20/05/2024 17:00:00	28.1	199	234	50	40.8	1.3%	23.3
20/05/2024 18:00:00	27.0	231	272	40	37.5	0.7%	22.5
20/05/2024 19:00:00	28.1	162	190	40	37.5	1.1%	23.6
20/05/2024 20:00:00	28.4	99	117	35	0.0	0.0%	23.7
20/05/2024 21:00:00	28.9	74	87	40	37.5	3.4%	24.6
20/05/2024 22:00:00	29.1	41	48	35	0.0	0.0%	23.0
20/05/2024 23:00:00	30.0	14	16	40	37.5	6.3%	24.8
21/05/2024 00:00:00	28.8	14	16	35	0.0	0.0%	23.3
21/05/2024 01:00:00	27.5	3	4	30	0.0	0.0%	23.3
21/05/2024 02:00:00	0.0	0	0	0	0.0	0.0%	0.0
21/05/2024 03:00:00	0.0	0	0	0	0.0	0.0%	0.0
21/05/2024 04:00:00	25.0	3	3	25	0.0	0.0%	20.3
21/05/2024 05:00:00	30.0	2	2	30	0.0	0.0%	19.5
21/05/2024 06:00:00	36.2	21	25	45	38.5	20.0%	28.4
21/05/2024 07:00:00	31.2	41	48	40	37.5	2.1%	25.8
21/05/2024 08:00:00	28.1	156	184	35	0.0	0.0%	22.5
21/05/2024 09:00:00	25.3	223	262	35	0.0	0.0%	20.1
21/05/2024 10:00:00	27.0	114	134	40	37.5	0.7%	21.2

Incoming Summary
2024 June Marsworth Road

from Mon-Apr-29-2024-11-00-AM to Wed-Jun-19-2024-02-59-PM

21/05/2024 11:00:00	25.9	127	149	40	37.5	0.7%	20.8
21/05/2024 12:00:00	26.9	122	144	35	0.0	0.0%	21.3
21/05/2024 13:00:00	24.9	146	172	35	0.0	0.0%	20.2
21/05/2024 14:00:00	25.9	148	174	35	0.0	0.0%	21.1
21/05/2024 15:00:00	26.8	135	159	35	0.0	0.0%	22.3
21/05/2024 16:00:00	27.1	156	184	35	0.0	0.0%	21.3
21/05/2024 17:00:00	26.7	198	233	40	37.5	0.4%	21.3
21/05/2024 18:00:00	27.3	203	239	40	37.5	0.8%	22.1
21/05/2024 19:00:00	28.2	150	177	40	37.5	0.6%	23.1
21/05/2024 20:00:00	30.0	76	90	50	47.5	1.1%	25.2
21/05/2024 21:00:00	29.8	50	59	35	0.0	0.0%	25.5
21/05/2024 22:00:00	28.6	31	36	35	0.0	0.0%	21.4
21/05/2024 23:00:00	24.2	14	17	30	0.0	0.0%	16.4
22/05/2024 00:00:00	12.5	55	65	30	0.0	0.0%	9.8
22/05/2024 01:00:00	9.6	33	39	30	0.0	0.0%	8.7
22/05/2024 02:00:00	9.6	57	67	30	0.0	0.0%	8.4
22/05/2024 03:00:00	23.3	5	6	25	0.0	0.0%	14.7
22/05/2024 04:00:00	9.6	34	40	25	0.0	0.0%	8.3
22/05/2024 05:00:00	9.6	133	157	30	0.0	0.0%	8.2
22/05/2024 06:00:00	26.1	54	63	35	0.0	0.0%	13.5
22/05/2024 07:00:00	33.6	37	43	40	37.5	9.3%	26.8
22/05/2024 08:00:00	28.6	107	126	35	0.0	0.0%	20.8
22/05/2024 09:00:00	24.5	169	199	35	0.0	0.0%	18.5
22/05/2024 10:00:00	21.9	155	182	35	0.0	0.0%	12.6
22/05/2024 11:00:00	24.6	113	133	35	0.0	0.0%	17.2
22/05/2024 12:00:00	26.7	109	128	40	37.5	0.8%	18.9
22/05/2024 13:00:00	25.4	151	178	35	0.0	0.0%	17.6
22/05/2024 14:00:00	23.8	161	189	35	0.0	0.0%	14.0
22/05/2024 15:00:00	27.0	190	224	35	0.0	0.0%	17.6
22/05/2024 16:00:00	22.7	160	188	35	0.0	0.0%	15.4
22/05/2024 17:00:00	27.6	164	193	35	0.0	0.0%	22.0
22/05/2024 18:00:00	27.9	206	242	35	0.0	0.0%	23.7
22/05/2024 19:00:00	28.6	152	179	40	37.5	1.1%	23.9
22/05/2024 20:00:00	29.4	81	95	40	37.5	2.1%	24.2
22/05/2024 21:00:00	29.0	64	75	40	37.5	1.3%	24.1
22/05/2024 22:00:00	29.1	36	42	35	0.0	0.0%	24.0
22/05/2024 23:00:00	27.5	20	23	35	0.0	0.0%	21.7
23/05/2024 00:00:00	26.7	8	10	30	0.0	0.0%	22.7
23/05/2024 01:00:00	30.0	5	6	35	0.0	0.0%	24.7
23/05/2024 02:00:00	25.0	2	2	25	0.0	0.0%	19.5
23/05/2024 03:00:00	30.0	2	2	30	0.0	0.0%	24.5
23/05/2024 04:00:00	30.0	6	7	35	0.0	0.0%	25.1
23/05/2024 05:00:00	33.3	3	4	35	0.0	0.0%	31.0
23/05/2024 06:00:00	32.5	19	22	40	37.5	4.5%	26.9
23/05/2024 07:00:00	31.7	55	65	40	37.5	3.1%	26.9
23/05/2024 08:00:00	29.1	138	162	40	37.5	0.6%	24.7
23/05/2024 09:00:00	25.9	222	261	35	0.0	0.0%	20.7
23/05/2024 10:00:00	25.8	136	160	35	0.0	0.0%	20.1

Incoming Summary
2024 June Marsworth Road

from Mon-Apr-29-2024-11-00-AM to Wed-Jun-19-2024-02-59-PM

23/05/2024 11:00:00	24.9	144	169	35	0.0	0.0%	20.1
23/05/2024 12:00:00	24.8	138	162	35	0.0	0.0%	20.0
23/05/2024 13:00:00	26.8	135	159	35	0.0	0.0%	21.9
23/05/2024 14:00:00	28.3	105	124	35	0.0	0.0%	23.4
23/05/2024 15:00:00	25.6	175	206	40	37.5	0.5%	20.3
23/05/2024 16:00:00	25.0	181	213	35	0.0	0.0%	20.0
23/05/2024 17:00:00	26.4	252	296	45	42.5	0.3%	21.5
23/05/2024 18:00:00	25.3	249	293	35	0.0	0.0%	20.3
23/05/2024 19:00:00	27.2	171	201	35	0.0	0.0%	21.9
23/05/2024 20:00:00	27.2	106	125	35	0.0	0.0%	22.1
23/05/2024 21:00:00	28.2	90	106	35	0.0	0.0%	23.1
23/05/2024 22:00:00	28.9	50	59	35	0.0	0.0%	24.1
23/05/2024 23:00:00	28.8	24	28	35	0.0	0.0%	23.4
24/05/2024 00:00:00	28.3	9	11	40	37.5	9.1%	24.5
24/05/2024 01:00:00	27.5	4	5	30	0.0	0.0%	23.4
24/05/2024 02:00:00	40.0	1	1	40	37.5	100.0%	37.0
24/05/2024 03:00:00	35.0	3	3	35	0.0	0.0%	27.0
24/05/2024 04:00:00	25.0	1	1	25	0.0	0.0%	22.0
24/05/2024 05:00:00	35.0	8	9	40	37.5	11.1%	25.6
24/05/2024 06:00:00	35.0	14	17	50	42.5	17.6%	27.2
24/05/2024 07:00:00	29.8	42	49	35	0.0	0.0%	25.1
24/05/2024 08:00:00	29.4	105	123	40	37.5	1.6%	24.6
24/05/2024 09:00:00	26.7	176	207	35	0.0	0.0%	20.8
24/05/2024 10:00:00	24.4	139	164	35	0.0	0.0%	19.3
24/05/2024 11:00:00	25.0	125	147	30	0.0	0.0%	20.2
24/05/2024 12:00:00	26.7	168	198	35	0.0	0.0%	21.0
24/05/2024 13:00:00	26.8	139	164	35	0.0	0.0%	22.5
24/05/2024 14:00:00	28.2	124	146	35	0.0	0.0%	23.6
24/05/2024 15:00:00	28.8	152	179	40	37.5	0.6%	24.2
24/05/2024 16:00:00	25.2	165	194	35	0.0	0.0%	20.1
24/05/2024 17:00:00	28.7	193	227	45	38.8	1.8%	23.7
24/05/2024 18:00:00	26.5	194	228	35	0.0	0.0%	21.3
24/05/2024 19:00:00	27.0	128	151	35	0.0	0.0%	22.0
24/05/2024 20:00:00	27.1	119	140	40	37.5	0.7%	22.1
24/05/2024 21:00:00	28.2	70	82	35	0.0	0.0%	23.4
24/05/2024 22:00:00	28.1	47	55	45	40.0	3.6%	23.2
24/05/2024 23:00:00	28.9	30	35	40	37.5	2.9%	24.5
25/05/2024 00:00:00	29.5	25	29	35	0.0	0.0%	24.0
25/05/2024 01:00:00	28.8	14	17	35	0.0	0.0%	22.9
25/05/2024 02:00:00	27.5	5	6	30	0.0	0.0%	21.5
25/05/2024 03:00:00	22.5	3	4	25	0.0	0.0%	18.5
25/05/2024 04:00:00	25.0	1	1	25	0.0	0.0%	22.0
25/05/2024 05:00:00	28.3	3	4	30	0.0	0.0%	25.8
25/05/2024 06:00:00	31.7	11	13	35	0.0	0.0%	24.6
25/05/2024 07:00:00	32.5	20	24	35	0.0	0.0%	27.0
25/05/2024 08:00:00	29.8	49	58	40	37.5	1.7%	25.8
25/05/2024 09:00:00	28.8	69	81	40	37.5	1.2%	24.1
25/05/2024 10:00:00	26.6	137	161	35	0.0	0.0%	21.9

Incoming Summary
2024 June Marsworth Road

from Mon-Apr-29-2024-11-00-AM to Wed-Jun-19-2024-02-59-PM

25/05/2024 11:00:00	27.9	151	178	35	0.0	0.0%	22.3
25/05/2024 12:00:00	27.0	120	141	45	40.0	1.4%	22.9
25/05/2024 13:00:00	28.3	122	144	35	0.0	0.0%	23.4
25/05/2024 14:00:00	27.8	97	114	40	37.5	0.9%	23.5
25/05/2024 15:00:00	28.1	101	119	35	0.0	0.0%	23.5
25/05/2024 16:00:00	28.8	86	101	35	0.0	0.0%	24.1
25/05/2024 17:00:00	27.4	105	123	40	37.5	1.6%	23.2
25/05/2024 18:00:00	28.5	98	115	40	37.5	0.9%	23.8
25/05/2024 19:00:00	28.3	94	111	40	37.5	1.8%	23.2
25/05/2024 20:00:00	29.2	58	68	40	37.5	1.5%	24.7
25/05/2024 21:00:00	28.7	59	69	35	0.0	0.0%	24.0
25/05/2024 22:00:00	28.9	46	54	35	0.0	0.0%	24.2
25/05/2024 23:00:00	27.8	31	37	35	0.0	0.0%	23.3
26/05/2024 00:00:00	28.3	14	17	40	37.5	5.9%	23.8
26/05/2024 01:00:00	28.8	12	14	30	0.0	0.0%	24.1
26/05/2024 02:00:00	25.0	22	26	35	0.0	0.0%	13.5
26/05/2024 03:00:00	23.3	8	9	25	0.0	0.0%	12.2
26/05/2024 04:00:00	25.0	3	3	25	0.0	0.0%	20.3
26/05/2024 05:00:00	30.0	3	3	30	0.0	0.0%	23.7
26/05/2024 06:00:00	35.0	4	5	40	37.5	20.0%	28.0
26/05/2024 07:00:00	33.3	12	14	45	42.5	7.1%	28.0
26/05/2024 08:00:00	29.0	31	36	35	0.0	0.0%	24.9
26/05/2024 09:00:00	30.0	36	42	40	37.5	4.8%	25.6
26/05/2024 10:00:00	28.8	78	92	35	0.0	0.0%	23.8
26/05/2024 11:00:00	28.3	102	120	35	0.0	0.0%	23.3
26/05/2024 12:00:00	28.5	121	142	45	38.8	2.8%	23.2
26/05/2024 13:00:00	28.1	112	132	40	37.5	0.8%	23.5
26/05/2024 14:00:00	27.4	92	108	35	0.0	0.0%	22.7
26/05/2024 15:00:00	28.1	115	135	40	37.5	1.5%	23.4
26/05/2024 16:00:00	29.0	80	94	40	37.5	1.1%	23.7
26/05/2024 17:00:00	26.7	119	140	40	37.5	0.7%	17.8
26/05/2024 18:00:00	27.5	86	101	45	40.0	2.0%	23.3
26/05/2024 19:00:00	29.0	83	98	45	40.0	2.0%	24.1
26/05/2024 20:00:00	29.0	77	91	35	0.0	0.0%	23.6
26/05/2024 21:00:00	29.4	48	56	45	40.8	5.4%	24.4
26/05/2024 22:00:00	28.8	36	42	35	0.0	0.0%	23.4
26/05/2024 23:00:00	29.1	18	21	35	0.0	0.0%	25.2
27/05/2024 00:00:00	27.0	18	21	30	0.0	0.0%	17.1
27/05/2024 01:00:00	32.5	5	6	35	0.0	0.0%	26.2
27/05/2024 02:00:00	28.3	7	8	30	0.0	0.0%	19.6
27/05/2024 03:00:00	20.0	1	1	20	0.0	0.0%	17.0
27/05/2024 04:00:00	25.0	3	4	35	0.0	0.0%	24.5
27/05/2024 05:00:00	25.0	4	5	40	37.5	20.0%	25.2
27/05/2024 06:00:00	35.0	6	7	45	42.5	14.3%	29.1
27/05/2024 07:00:00	33.8	14	16	45	42.5	6.3%	26.9
27/05/2024 08:00:00	32.5	31	36	45	42.5	2.8%	27.1
27/05/2024 09:00:00	29.4	42	49	40	37.5	2.0%	24.6
27/05/2024 10:00:00	28.8	56	66	35	0.0	0.0%	24.2

Incoming Summary
2024 June Marsworth Road

from Mon-Apr-29-2024-11-00-AM to Wed-Jun-19-2024-02-59-PM

27/05/2024 11:00:00	28.7	110	130	35	0.0	0.0%	23.7
27/05/2024 12:00:00	28.1	122	143	40	37.5	0.7%	23.6
27/05/2024 13:00:00	26.5	128	150	35	0.0	0.0%	22.1
27/05/2024 14:00:00	25.9	139	164	35	0.0	0.0%	21.7
27/05/2024 15:00:00	27.0	123	145	35	0.0	0.0%	21.2
27/05/2024 16:00:00	24.9	135	159	40	37.5	0.6%	20.8
27/05/2024 17:00:00	26.1	128	150	35	0.0	0.0%	21.3
27/05/2024 18:00:00	26.7	109	128	40	37.5	0.8%	22.1
27/05/2024 19:00:00	27.1	94	111	35	0.0	0.0%	21.6
27/05/2024 20:00:00	29.0	71	83	40	37.5	1.2%	23.6
27/05/2024 21:00:00	28.6	60	71	35	0.0	0.0%	23.3
27/05/2024 22:00:00	28.0	48	56	35	0.0	0.0%	22.8
27/05/2024 23:00:00	29.2	26	31	35	0.0	0.0%	24.3
28/05/2024 00:00:00	30.0	8	9	35	0.0	0.0%	23.9
28/05/2024 01:00:00	25.0	2	2	25	0.0	0.0%	22.0
28/05/2024 02:00:00	0.0	0	0	0	0.0	0.0%	0.0
28/05/2024 03:00:00	20.0	1	1	20	0.0	0.0%	17.0
28/05/2024 04:00:00	35.0	3	3	35	0.0	0.0%	27.0
28/05/2024 05:00:00	30.0	4	5	35	0.0	0.0%	27.2
28/05/2024 06:00:00	33.3	19	22	45	42.5	4.5%	28.2
28/05/2024 07:00:00	30.0	42	50	50	40.8	6.0%	24.5
28/05/2024 08:00:00	28.1	130	153	35	0.0	0.0%	23.1
28/05/2024 09:00:00	27.6	143	168	35	0.0	0.0%	22.2
28/05/2024 10:00:00	27.9	92	108	40	37.5	0.9%	21.1
28/05/2024 11:00:00	24.2	103	121	35	0.0	0.0%	17.1
28/05/2024 12:00:00	25.3	103	121	35	0.0	0.0%	18.4
28/05/2024 13:00:00	26.1	109	128	35	0.0	0.0%	20.6
28/05/2024 14:00:00	24.8	130	153	35	0.0	0.0%	19.7
28/05/2024 15:00:00	26.2	128	150	45	42.5	0.7%	20.9
28/05/2024 16:00:00	25.7	159	187	35	0.0	0.0%	20.1
28/05/2024 17:00:00	26.7	198	233	35	0.0	0.0%	21.6
28/05/2024 18:00:00	27.2	214	252	35	0.0	0.0%	22.1
28/05/2024 19:00:00	27.8	137	161	40	37.5	1.2%	22.3
28/05/2024 20:00:00	29.7	78	92	40	37.5	1.1%	24.3
28/05/2024 21:00:00	25.6	105	124	40	37.5	0.8%	15.1
28/05/2024 22:00:00	28.6	38	45	35	0.0	0.0%	19.5
28/05/2024 23:00:00	26.4	31	36	30	0.0	0.0%	15.2
29/05/2024 00:00:00	23.3	27	32	30	0.0	0.0%	12.8
29/05/2024 01:00:00	28.3	4	5	30	0.0	0.0%	25.4
29/05/2024 02:00:00	30.0	3	3	30	0.0	0.0%	22.0
29/05/2024 03:00:00	25.0	4	5	30	0.0	0.0%	21.2
29/05/2024 04:00:00	25.0	5	6	30	0.0	0.0%	23.0
29/05/2024 05:00:00	35.0	3	4	40	37.5	25.0%	29.5
29/05/2024 06:00:00	34.3	14	16	45	42.5	6.3%	30.2
29/05/2024 07:00:00	32.0	37	43	45	39.2	7.0%	26.4
29/05/2024 08:00:00	29.2	91	107	40	37.5	0.9%	24.9
29/05/2024 09:00:00	27.8	135	159	35	0.0	0.0%	21.8
29/05/2024 10:00:00	26.2	96	113	35	0.0	0.0%	19.2

Incoming Summary
2024 June Marsworth Road

from Mon-Apr-29-2024-11-00-AM to Wed-Jun-19-2024-02-59-PM

29/05/2024 11:00:00	26.2	155	182	35	0.0	0.0%	20.3
29/05/2024 12:00:00	26.7	126	148	35	0.0	0.0%	20.9
29/05/2024 13:00:00	25.7	123	145	35	0.0	0.0%	20.4
29/05/2024 14:00:00	25.2	144	170	35	0.0	0.0%	20.5
29/05/2024 15:00:00	25.8	123	145	30	0.0	0.0%	20.1
29/05/2024 16:00:00	26.5	141	166	35	0.0	0.0%	20.9
29/05/2024 17:00:00	27.0	224	263	35	0.0	0.0%	21.4
29/05/2024 18:00:00	26.0	310	365	35	0.0	0.0%	21.4
29/05/2024 19:00:00	26.9	203	239	40	37.5	0.4%	21.8
29/05/2024 20:00:00	28.0	125	147	40	37.5	0.7%	23.0
29/05/2024 21:00:00	29.1	83	98	40	37.5	2.0%	23.7
29/05/2024 22:00:00	28.1	70	82	35	0.0	0.0%	23.3
29/05/2024 23:00:00	28.8	38	45	35	0.0	0.0%	22.7
30/05/2024 00:00:00	28.0	12	14	30	0.0	0.0%	22.7
30/05/2024 01:00:00	30.0	10	12	35	0.0	0.0%	23.9
30/05/2024 02:00:00	27.5	5	6	30	0.0	0.0%	21.3
30/05/2024 03:00:00	28.3	8	9	30	0.0	0.0%	23.3
30/05/2024 04:00:00	30.0	3	3	30	0.0	0.0%	23.7
30/05/2024 05:00:00	35.0	8	9	40	37.5	11.1%	27.2
30/05/2024 06:00:00	31.7	20	24	40	37.5	8.3%	26.2
30/05/2024 07:00:00	31.4	59	69	40	37.5	2.9%	25.5
30/05/2024 08:00:00	28.5	138	162	40	37.5	1.2%	23.3
30/05/2024 09:00:00	28.4	119	140	40	37.5	1.4%	22.9
30/05/2024 10:00:00	27.0	100	118	35	0.0	0.0%	20.9
30/05/2024 11:00:00	25.5	133	156	35	0.0	0.0%	19.3
30/05/2024 12:00:00	26.8	119	140	35	0.0	0.0%	20.4
30/05/2024 13:00:00	27.7	110	130	35	0.0	0.0%	21.9
30/05/2024 14:00:00	27.1	128	151	40	37.5	0.7%	21.8
30/05/2024 15:00:00	27.1	139	163	35	0.0	0.0%	21.6
30/05/2024 16:00:00	27.0	167	197	40	37.5	0.5%	21.0
30/05/2024 17:00:00	26.3	181	213	35	0.0	0.0%	21.2
30/05/2024 18:00:00	26.7	217	255	35	0.0	0.0%	21.9
30/05/2024 19:00:00	28.5	144	169	35	0.0	0.0%	23.4
30/05/2024 20:00:00	29.0	94	111	40	37.5	1.8%	24.4
30/05/2024 21:00:00	29.0	45	53	35	0.0	0.0%	24.3
30/05/2024 22:00:00	28.3	36	42	35	0.0	0.0%	23.0
30/05/2024 23:00:00	28.5	33	39	35	0.0	0.0%	23.9
31/05/2024 00:00:00	28.8	12	14	35	0.0	0.0%	24.1
31/05/2024 01:00:00	28.3	6	7	30	0.0	0.0%	22.7
31/05/2024 02:00:00	30.0	3	3	30	0.0	0.0%	27.0
31/05/2024 03:00:00	25.0	1	1	25	0.0	0.0%	22.0
31/05/2024 04:00:00	30.0	3	3	30	0.0	0.0%	25.3
31/05/2024 05:00:00	0.0	0	0	0	0.0	0.0%	0.0
31/05/2024 06:00:00	35.0	17	20	40	37.5	15.0%	28.5
31/05/2024 07:00:00	31.8	42	49	35	0.0	0.0%	25.2
31/05/2024 08:00:00	29.1	100	118	40	37.5	1.7%	25.1
31/05/2024 09:00:00	26.9	116	137	40	37.5	2.2%	21.4
31/05/2024 10:00:00	26.3	113	133	35	0.0	0.0%	20.7

Incoming Summary
2024 June Marsworth Road

from Mon-Apr-29-2024-11-00-AM to Wed-Jun-19-2024-02-59-PM

31/05/2024 11:00:00	24.9	146	172	30	0.0	0.0%	19.9
31/05/2024 12:00:00	24.2	167	196	30	0.0	0.0%	19.0
31/05/2024 13:00:00	27.4	167	196	35	0.0	0.0%	22.4
31/05/2024 14:00:00	27.9	162	191	40	37.5	0.5%	23.2
31/05/2024 15:00:00	28.7	143	168	35	0.0	0.0%	23.4
31/05/2024 16:00:00	28.0	172	202	40	37.5	1.0%	23.1
31/05/2024 17:00:00	28.0	180	212	40	37.5	0.5%	23.3
31/05/2024 18:00:00	28.3	169	199	40	37.5	1.0%	23.6
31/05/2024 19:00:00	28.4	123	145	45	42.5	1.4%	24.0
31/05/2024 20:00:00	29.9	82	96	35	0.0	0.0%	25.5
31/05/2024 21:00:00	29.6	57	67	35	0.0	0.0%	24.8
31/05/2024 22:00:00	27.9	48	56	45	42.5	1.8%	23.2
31/05/2024 23:00:00	28.0	28	33	35	0.0	0.0%	22.5
01/06/2024 00:00:00	29.4	15	18	40	37.5	5.6%	25.1
01/06/2024 01:00:00	28.6	11	13	30	0.0	0.0%	24.7
01/06/2024 02:00:00	28.3	7	8	30	0.0	0.0%	21.8
01/06/2024 03:00:00	25.0	6	7	30	0.0	0.0%	22.3
01/06/2024 04:00:00	30.0	3	3	30	0.0	0.0%	22.0
01/06/2024 05:00:00	32.5	4	5	35	0.0	0.0%	26.2
01/06/2024 06:00:00	32.5	10	12	35	0.0	0.0%	28.5
01/06/2024 07:00:00	40.0	19	22	45	40.5	22.7%	29.4
01/06/2024 08:00:00	30.0	45	53	40	37.5	1.9%	24.8
01/06/2024 09:00:00	29.6	60	70	40	37.5	1.4%	25.0
01/06/2024 10:00:00	27.7	97	114	40	37.5	0.9%	22.5
01/06/2024 11:00:00	28.6	114	134	35	0.0	0.0%	23.9
01/06/2024 12:00:00	27.8	143	168	40	37.5	0.6%	23.0
01/06/2024 13:00:00	28.6	116	136	40	37.5	2.9%	24.2
01/06/2024 14:00:00	27.6	132	155	40	37.5	1.3%	22.7
01/06/2024 15:00:00	26.9	150	177	35	0.0	0.0%	21.7
01/06/2024 16:00:00	26.2	129	152	40	37.5	0.7%	22.2
01/06/2024 17:00:00	27.5	99	116	35	0.0	0.0%	23.1
01/06/2024 18:00:00	28.2	99	117	35	0.0	0.0%	23.2
01/06/2024 19:00:00	27.7	101	119	40	37.5	0.8%	23.3
01/06/2024 20:00:00	28.7	81	95	40	37.5	2.1%	24.2
01/06/2024 21:00:00	28.1	45	53	40	37.5	5.7%	23.4
01/06/2024 22:00:00	27.0	36	42	40	37.5	2.4%	22.8
01/06/2024 23:00:00	29.4	31	36	35	0.0	0.0%	23.9
02/06/2024 00:00:00	25.0	20	24	35	0.0	0.0%	22.0
02/06/2024 01:00:00	26.2	15	18	30	0.0	0.0%	22.4
02/06/2024 02:00:00	29.0	10	12	35	0.0	0.0%	24.8
02/06/2024 03:00:00	24.3	7	8	25	0.0	0.0%	21.6
02/06/2024 04:00:00	30.0	3	3	30	0.0	0.0%	22.0
02/06/2024 05:00:00	30.0	4	5	35	0.0	0.0%	25.2
02/06/2024 06:00:00	35.0	4	5	40	37.5	20.0%	31.2
02/06/2024 07:00:00	29.2	14	17	35	0.0	0.0%	26.5
02/06/2024 08:00:00	30.0	32	38	40	37.5	2.6%	26.1
02/06/2024 09:00:00	30.8	41	48	40	37.5	4.2%	25.8
02/06/2024 10:00:00	28.9	101	119	35	0.0	0.0%	24.6

Incoming Summary
2024 June Marsworth Road

from Mon-Apr-29-2024-11-00-AM to Wed-Jun-19-2024-02-59-PM

02/06/2024 11:00:00	28.4	102	120	35	0.0	0.0%	23.8
02/06/2024 12:00:00	29.2	113	133	45	40.0	1.5%	24.3
02/06/2024 13:00:00	27.8	132	155	35	0.0	0.0%	23.2
02/06/2024 14:00:00	27.9	128	150	35	0.0	0.0%	23.1
02/06/2024 15:00:00	28.7	95	112	35	0.0	0.0%	23.8
02/06/2024 16:00:00	27.7	107	126	40	37.5	0.8%	22.8
02/06/2024 17:00:00	26.2	137	161	35	0.0	0.0%	21.6
02/06/2024 18:00:00	27.3	93	109	40	37.5	0.9%	22.2
02/06/2024 19:00:00	27.5	88	104	35	0.0	0.0%	21.3
02/06/2024 20:00:00	27.2	80	94	35	0.0	0.0%	21.0
02/06/2024 21:00:00	29.8	55	65	35	0.0	0.0%	24.6
02/06/2024 22:00:00	28.3	37	44	35	0.0	0.0%	23.3
02/06/2024 23:00:00	25.0	24	28	35	0.0	0.0%	20.9
03/06/2024 00:00:00	27.5	8	10	35	0.0	0.0%	23.7
03/06/2024 01:00:00	28.3	12	14	35	0.0	0.0%	21.9
03/06/2024 02:00:00	25.0	2	2	25	0.0	0.0%	19.5
03/06/2024 03:00:00	35.0	2	2	35	0.0	0.0%	29.5
03/06/2024 04:00:00	28.3	6	7	30	0.0	0.0%	24.3
03/06/2024 05:00:00	30.0	4	5	35	0.0	0.0%	27.0
03/06/2024 06:00:00	33.8	21	25	45	39.2	12.0%	26.9
03/06/2024 07:00:00	30.0	44	52	35	0.0	0.0%	24.7
03/06/2024 08:00:00	28.1	135	159	40	37.5	0.6%	22.0
03/06/2024 09:00:00	24.6	223	262	30	0.0	0.0%	19.6
03/06/2024 10:00:00	24.5	123	145	35	0.0	0.0%	19.4
03/06/2024 11:00:00	25.2	133	157	30	0.0	0.0%	19.9
03/06/2024 12:00:00	25.0	98	115	35	0.0	0.0%	20.7
03/06/2024 13:00:00	26.3	102	120	35	0.0	0.0%	22.0
03/06/2024 14:00:00	27.5	101	119	35	0.0	0.0%	23.1
03/06/2024 15:00:00	27.4	113	133	40	37.5	0.8%	22.9
03/06/2024 16:00:00	24.8	163	192	35	0.0	0.0%	20.5
03/06/2024 17:00:00	26.4	218	257	40	37.5	0.8%	21.8
03/06/2024 18:00:00	27.9	226	266	40	37.5	0.4%	22.9
03/06/2024 19:00:00	28.9	151	178	40	37.5	0.6%	24.3
03/06/2024 20:00:00	28.7	99	116	35	0.0	0.0%	24.1
03/06/2024 21:00:00	28.5	51	60	35	0.0	0.0%	23.9
03/06/2024 22:00:00	28.2	45	53	40	37.5	1.9%	23.4
03/06/2024 23:00:00	26.2	14	17	30	0.0	0.0%	23.0
04/06/2024 00:00:00	25.0	4	5	30	0.0	0.0%	23.2
04/06/2024 01:00:00	30.0	6	7	35	0.0	0.0%	23.6
04/06/2024 02:00:00	25.0	3	4	30	0.0	0.0%	20.8
04/06/2024 03:00:00	22.5	3	4	25	0.0	0.0%	19.8
04/06/2024 04:00:00	28.3	5	6	30	0.0	0.0%	24.8
04/06/2024 05:00:00	28.8	5	6	30	0.0	0.0%	25.7
04/06/2024 06:00:00	31.7	18	21	40	37.5	4.8%	26.1
04/06/2024 07:00:00	30.0	53	62	40	37.5	1.6%	26.1
04/06/2024 08:00:00	27.6	159	187	35	0.0	0.0%	22.6
04/06/2024 09:00:00	24.5	240	282	35	0.0	0.0%	19.8
04/06/2024 10:00:00	27.0	94	110	35	0.0	0.0%	21.0

Incoming Summary
2024 June Marsworth Road

from Mon-Apr-29-2024-11-00-AM to Wed-Jun-19-2024-02-59-PM

04/06/2024 11:00:00	24.7	108	127	35	0.0	0.0%	20.5
04/06/2024 12:00:00	25.6	128	150	35	0.0	0.0%	20.7
04/06/2024 13:00:00	26.7	106	125	35	0.0	0.0%	22.0
04/06/2024 14:00:00	27.1	104	122	35	0.0	0.0%	20.8
04/06/2024 15:00:00	28.1	112	132	35	0.0	0.0%	22.6
04/06/2024 16:00:00	26.7	120	141	35	0.0	0.0%	22.2
04/06/2024 17:00:00	26.6	212	249	40	37.5	0.8%	20.4
04/06/2024 18:00:00	26.8	252	297	35	0.0	0.0%	22.4
04/06/2024 19:00:00	27.5	169	199	35	0.0	0.0%	22.7
04/06/2024 20:00:00	27.2	98	115	45	42.5	0.9%	20.8
04/06/2024 21:00:00	30.0	51	60	40	37.5	1.7%	22.4
04/06/2024 22:00:00	29.3	38	45	35	0.0	0.0%	23.2
04/06/2024 23:00:00	28.9	26	30	35	0.0	0.0%	23.9
05/06/2024 00:00:00	32.5	9	11	40	37.5	9.1%	27.5
05/06/2024 01:00:00	30.0	4	5	35	0.0	0.0%	25.0
05/06/2024 02:00:00	20.0	1	1	20	0.0	0.0%	17.0
05/06/2024 03:00:00	30.0	2	2	30	0.0	0.0%	24.5
05/06/2024 04:00:00	35.0	3	3	35	0.0	0.0%	23.7
05/06/2024 05:00:00	30.0	6	7	40	37.5	14.3%	25.1
05/06/2024 06:00:00	32.0	20	24	45	42.5	4.2%	25.4
05/06/2024 07:00:00	31.4	40	47	45	40.0	4.3%	25.7
05/06/2024 08:00:00	28.7	161	189	50	47.5	0.5%	23.4
05/06/2024 09:00:00	24.7	250	294	35	0.0	0.0%	20.2
05/06/2024 10:00:00	25.2	117	138	35	0.0	0.0%	20.1
05/06/2024 11:00:00	26.2	114	134	40	37.5	0.7%	20.1
05/06/2024 12:00:00	24.4	125	147	30	0.0	0.0%	19.1
05/06/2024 13:00:00	27.8	85	100	35	0.0	0.0%	22.4
05/06/2024 14:00:00	27.1	89	105	40	37.5	1.0%	21.6
05/06/2024 15:00:00	26.2	141	166	35	0.0	0.0%	21.3
05/06/2024 16:00:00	24.5	141	166	35	0.0	0.0%	19.8
05/06/2024 17:00:00	26.8	204	240	35	0.0	0.0%	21.2
05/06/2024 18:00:00	26.9	257	302	35	0.0	0.0%	22.3
05/06/2024 19:00:00	28.0	177	208	35	0.0	0.0%	23.6
05/06/2024 20:00:00	28.4	111	131	35	0.0	0.0%	23.8
05/06/2024 21:00:00	28.6	88	103	35	0.0	0.0%	23.9
05/06/2024 22:00:00	28.2	41	48	35	0.0	0.0%	23.3
05/06/2024 23:00:00	29.3	16	19	35	0.0	0.0%	24.5
06/06/2024 00:00:00	27.5	8	10	30	0.0	0.0%	23.2
06/06/2024 01:00:00	30.0	2	2	30	0.0	0.0%	24.5
06/06/2024 02:00:00	27.5	5	6	30	0.0	0.0%	21.3
06/06/2024 03:00:00	25.0	1	1	25	0.0	0.0%	22.0
06/06/2024 04:00:00	30.0	6	7	35	0.0	0.0%	24.3
06/06/2024 05:00:00	27.5	4	5	30	0.0	0.0%	23.2
06/06/2024 06:00:00	30.0	18	21	40	37.5	4.8%	25.9
06/06/2024 07:00:00	31.7	49	58	40	37.5	5.2%	27.1
06/06/2024 08:00:00	28.7	129	152	35	0.0	0.0%	24.6
06/06/2024 09:00:00	24.6	239	281	40	37.5	0.4%	20.1
06/06/2024 10:00:00	26.2	133	156	35	0.0	0.0%	20.3

Incoming Summary
2024 June Marsworth Road

from Mon-Apr-29-2024-11-00-AM to Wed-Jun-19-2024-02-59-PM

06/06/2024 11:00:00	26.1	146	172	35	0.0	0.0%	21.3
06/06/2024 12:00:00	25.0	142	167	35	0.0	0.0%	19.9
06/06/2024 13:00:00	24.8	146	172	40	37.5	0.6%	20.6
06/06/2024 14:00:00	26.2	118	139	35	0.0	0.0%	21.4
06/06/2024 15:00:00	26.0	178	210	40	37.5	0.5%	21.1
06/06/2024 16:00:00	24.8	150	177	35	0.0	0.0%	20.8
06/06/2024 17:00:00	26.4	207	243	35	0.0	0.0%	21.2
06/06/2024 18:00:00	26.0	273	321	35	0.0	0.0%	21.3
06/06/2024 19:00:00	28.1	155	182	40	37.5	1.1%	23.0
06/06/2024 20:00:00	29.1	97	114	40	37.5	1.8%	24.3
06/06/2024 21:00:00	29.4	75	88	40	37.5	1.1%	24.5
06/06/2024 22:00:00	28.5	60	70	40	37.5	1.4%	23.6
06/06/2024 23:00:00	29.2	37	43	40	37.5	4.7%	24.1
07/06/2024 00:00:00	29.2	13	15	35	0.0	0.0%	24.6
07/06/2024 01:00:00	30.0	4	5	35	0.0	0.0%	25.0
07/06/2024 02:00:00	30.0	3	3	30	0.0	0.0%	25.3
07/06/2024 03:00:00	30.0	3	3	30	0.0	0.0%	24.0
07/06/2024 04:00:00	25.0	6	7	30	0.0	0.0%	20.9
07/06/2024 05:00:00	30.0	4	5	40	37.5	20.0%	26.0
07/06/2024 06:00:00	32.5	14	17	45	40.0	11.8%	29.1
07/06/2024 07:00:00	33.0	52	61	45	42.5	1.6%	28.2
07/06/2024 08:00:00	29.4	129	152	40	37.5	0.7%	24.4
07/06/2024 09:00:00	25.2	201	236	40	37.5	0.8%	20.6
07/06/2024 10:00:00	24.4	149	175	35	0.0	0.0%	18.8
07/06/2024 11:00:00	25.9	154	181	45	42.5	0.6%	20.7
07/06/2024 12:00:00	24.8	180	212	35	0.0	0.0%	20.1
07/06/2024 13:00:00	26.2	169	199	40	37.5	0.5%	21.6
07/06/2024 14:00:00	27.3	138	162	40	37.5	1.9%	22.3
07/06/2024 15:00:00	27.7	148	174	35	0.0	0.0%	23.0
07/06/2024 16:00:00	26.6	208	245	35	0.0	0.0%	21.7
07/06/2024 17:00:00	28.1	222	261	40	37.5	1.1%	23.7
07/06/2024 18:00:00	27.5	229	269	35	0.0	0.0%	23.1
07/06/2024 19:00:00	28.2	164	193	40	37.5	0.5%	23.9
07/06/2024 20:00:00	28.2	101	119	40	37.5	0.8%	23.6
07/06/2024 21:00:00	28.9	76	90	40	37.5	3.3%	24.3
07/06/2024 22:00:00	28.6	40	47	35	0.0	0.0%	23.7
07/06/2024 23:00:00	28.0	20	23	35	0.0	0.0%	22.7
08/06/2024 00:00:00	28.5	27	32	35	0.0	0.0%	23.6
08/06/2024 01:00:00	29.2	12	14	35	0.0	0.0%	25.2
08/06/2024 02:00:00	30.0	5	6	35	0.0	0.0%	24.5
08/06/2024 03:00:00	28.8	6	7	30	0.0	0.0%	24.3
08/06/2024 04:00:00	30.0	4	5	40	37.5	20.0%	25.2
08/06/2024 05:00:00	35.0	5	6	40	37.5	16.7%	29.7
08/06/2024 06:00:00	32.5	6	7	35	0.0	0.0%	26.4
08/06/2024 07:00:00	30.0	22	26	40	37.5	3.8%	25.6
08/06/2024 08:00:00	28.4	55	65	40	37.5	1.5%	23.9
08/06/2024 09:00:00	28.5	82	97	45	42.5	1.0%	23.8
08/06/2024 10:00:00	29.0	116	136	35	0.0	0.0%	24.2

Incoming Summary
2024 June Marsworth Road

from Mon-Apr-29-2024-11-00-AM to Wed-Jun-19-2024-02-59-PM

08/06/2024 11:00:00	27.5	141	166	35	0.0	0.0%	22.7
08/06/2024 12:00:00	26.4	117	138	35	0.0	0.0%	21.7
08/06/2024 13:00:00	24.8	138	162	35	0.0	0.0%	20.5
08/06/2024 14:00:00	27.3	127	149	35	0.0	0.0%	21.9
08/06/2024 15:00:00	25.5	136	160	35	0.0	0.0%	21.4
08/06/2024 16:00:00	26.6	143	168	35	0.0	0.0%	21.3
08/06/2024 17:00:00	25.3	122	144	35	0.0	0.0%	20.5
08/06/2024 18:00:00	27.3	123	145	40	37.5	0.7%	22.2
08/06/2024 19:00:00	24.9	116	137	35	0.0	0.0%	21.0
08/06/2024 20:00:00	28.0	82	96	35	0.0	0.0%	22.8
08/06/2024 21:00:00	27.8	69	81	45	38.8	4.9%	22.7
08/06/2024 22:00:00	27.7	48	56	40	37.5	1.8%	22.8
08/06/2024 23:00:00	29.0	38	45	45	42.5	2.2%	23.6
09/06/2024 00:00:00	27.9	31	37	40	37.5	2.7%	22.4
09/06/2024 01:00:00	24.6	13	15	30	0.0	0.0%	21.7
09/06/2024 02:00:00	30.0	5	6	35	0.0	0.0%	23.7
09/06/2024 03:00:00	27.5	3	4	30	0.0	0.0%	24.5
09/06/2024 04:00:00	25.0	1	1	25	0.0	0.0%	22.0
09/06/2024 05:00:00	30.0	2	2	30	0.0	0.0%	27.0
09/06/2024 06:00:00	35.0	6	7	40	37.5	14.3%	28.4
09/06/2024 07:00:00	29.4	16	19	45	42.5	5.3%	25.5
09/06/2024 08:00:00	31.4	36	42	40	37.5	2.4%	25.2
09/06/2024 09:00:00	28.8	63	74	35	0.0	0.0%	23.9
09/06/2024 10:00:00	28.3	75	88	40	37.5	1.1%	24.0
09/06/2024 11:00:00	27.4	122	143	35	0.0	0.0%	22.4
09/06/2024 12:00:00	27.1	138	162	35	0.0	0.0%	22.6
09/06/2024 13:00:00	26.9	140	165	35	0.0	0.0%	22.5
09/06/2024 14:00:00	26.8	143	168	35	0.0	0.0%	21.5
09/06/2024 15:00:00	26.7	147	173	40	37.5	0.6%	21.7
09/06/2024 16:00:00	24.9	171	201	35	0.0	0.0%	20.8
09/06/2024 17:00:00	24.9	139	164	35	0.0	0.0%	21.5
09/06/2024 18:00:00	28.0	122	143	40	37.5	0.7%	22.6
09/06/2024 19:00:00	29.6	88	103	40	37.5	1.9%	24.2
09/06/2024 20:00:00	28.5	58	68	40	37.5	1.5%	24.1
09/06/2024 21:00:00	30.0	37	44	40	37.5	2.3%	24.6
09/06/2024 22:00:00	27.5	26	31	35	0.0	0.0%	21.6
09/06/2024 23:00:00	30.0	12	14	35	0.0	0.0%	25.2
10/06/2024 00:00:00	30.0	14	16	35	0.0	0.0%	23.2
10/06/2024 01:00:00	26.7	23	27	35	0.0	0.0%	13.7
10/06/2024 02:00:00	13.0	20	23	20	0.0	0.0%	8.9
10/06/2024 03:00:00	9.2	5	6	10	0.0	0.0%	7.3
10/06/2024 04:00:00	26.7	11	13	30	0.0	0.0%	14.6
10/06/2024 05:00:00	15.0	20	23	30	0.0	0.0%	10.3
10/06/2024 06:00:00	31.7	14	17	40	37.5	5.9%	25.5
10/06/2024 07:00:00	31.8	42	50	40	37.5	2.0%	25.6
10/06/2024 08:00:00	27.3	129	152	35	0.0	0.0%	22.3
10/06/2024 09:00:00	25.2	194	228	40	37.5	0.4%	19.6
10/06/2024 10:00:00	26.1	108	127	35	0.0	0.0%	19.9

Incoming Summary
2024 June Marsworth Road

from Mon-Apr-29-2024-11-00-AM to Wed-Jun-19-2024-02-59-PM

10/06/2024 11:00:00	24.8	151	178	35	0.0	0.0%	20.1
10/06/2024 12:00:00	24.6	132	155	35	0.0	0.0%	19.6
10/06/2024 13:00:00	25.5	181	213	35	0.0	0.0%	20.6
10/06/2024 14:00:00	28.3	142	167	35	0.0	0.0%	23.6
10/06/2024 15:00:00	26.9	167	197	35	0.0	0.0%	22.2
10/06/2024 16:00:00	26.8	176	207	40	37.5	0.5%	21.6
10/06/2024 17:00:00	26.1	201	236	35	0.0	0.0%	21.3
10/06/2024 18:00:00	25.0	252	296	35	0.0	0.0%	20.5
10/06/2024 19:00:00	27.4	167	196	35	0.0	0.0%	22.4
10/06/2024 20:00:00	29.5	99	116	55	47.5	1.7%	24.9
10/06/2024 21:00:00	29.3	56	66	40	37.5	3.0%	24.5
10/06/2024 22:00:00	27.1	37	44	30	0.0	0.0%	22.5
10/06/2024 23:00:00	30.0	20	23	35	0.0	0.0%	23.7
11/06/2024 00:00:00	30.0	8	10	40	37.5	10.0%	25.8
11/06/2024 01:00:00	30.0	7	8	35	0.0	0.0%	23.4
11/06/2024 02:00:00	35.0	3	3	35	0.0	0.0%	29.0
11/06/2024 03:00:00	27.5	6	7	30	0.0	0.0%	23.7
11/06/2024 04:00:00	25.0	2	2	25	0.0	0.0%	22.5
11/06/2024 05:00:00	30.0	3	4	35	0.0	0.0%	27.3
11/06/2024 06:00:00	35.0	20	23	45	40.8	13.0%	28.4
11/06/2024 07:00:00	32.0	48	56	40	37.5	3.6%	25.4
11/06/2024 08:00:00	27.1	157	185	40	37.5	0.5%	21.8
11/06/2024 09:00:00	25.0	224	264	40	37.5	0.4%	20.2
11/06/2024 10:00:00	25.9	116	136	35	0.0	0.0%	20.8
11/06/2024 11:00:00	24.8	125	147	35	0.0	0.0%	20.3
11/06/2024 12:00:00	26.0	127	149	40	37.5	0.7%	20.3
11/06/2024 13:00:00	25.2	137	161	35	0.0	0.0%	21.1
11/06/2024 14:00:00	27.5	107	126	40	37.5	0.8%	21.8
11/06/2024 15:00:00	25.8	183	215	35	0.0	0.0%	20.0
11/06/2024 16:00:00	25.5	167	197	35	0.0	0.0%	20.6
11/06/2024 17:00:00	26.2	212	249	35	0.0	0.0%	21.1
11/06/2024 18:00:00	24.9	273	321	40	37.5	0.6%	20.4
11/06/2024 19:00:00	27.3	176	207	45	42.5	0.5%	22.0
11/06/2024 20:00:00	28.4	75	88	40	37.5	1.1%	23.0
11/06/2024 21:00:00	28.1	58	68	35	0.0	0.0%	23.0
11/06/2024 22:00:00	27.0	36	42	30	0.0	0.0%	21.9
11/06/2024 23:00:00	29.5	29	34	35	0.0	0.0%	24.0
12/06/2024 00:00:00	30.0	10	12	40	37.5	8.3%	24.3
12/06/2024 01:00:00	30.0	1	1	30	0.0	0.0%	27.0
12/06/2024 02:00:00	35.0	3	3	35	0.0	0.0%	28.7
12/06/2024 03:00:00	27.5	4	5	30	0.0	0.0%	24.2
12/06/2024 04:00:00	30.0	3	3	30	0.0	0.0%	22.0
12/06/2024 05:00:00	30.0	2	2	30	0.0	0.0%	27.5
12/06/2024 06:00:00	35.0	20	23	45	39.2	13.0%	26.2
12/06/2024 07:00:00	31.5	60	70	45	39.2	4.3%	26.1
12/06/2024 08:00:00	27.6	172	202	35	0.0	0.0%	21.7
12/06/2024 09:00:00	24.3	230	271	35	0.0	0.0%	19.0
12/06/2024 10:00:00	26.8	105	123	35	0.0	0.0%	21.0

Incoming Summary
2024 June Marsworth Road

from Mon-Apr-29-2024-11-00-AM to Wed-Jun-19-2024-02-59-PM

12/06/2024 11:00:00	25.4	134	158	35	0.0	0.0%	20.0
12/06/2024 12:00:00	24.9	125	147	30	0.0	0.0%	20.8
12/06/2024 13:00:00	25.2	131	154	30	0.0	0.0%	20.5
12/06/2024 14:00:00	25.8	139	163	35	0.0	0.0%	21.0
12/06/2024 15:00:00	26.4	156	184	35	0.0	0.0%	21.1
12/06/2024 16:00:00	26.2	152	179	40	37.5	0.6%	19.6
12/06/2024 17:00:00	26.4	227	267	40	37.5	0.7%	21.7
12/06/2024 18:00:00	26.2	263	309	50	47.5	0.3%	21.4
12/06/2024 19:00:00	28.3	162	191	35	0.0	0.0%	23.8
12/06/2024 20:00:00	28.4	119	140	45	42.5	0.7%	23.7
12/06/2024 21:00:00	29.0	68	80	40	37.5	1.3%	24.2
12/06/2024 22:00:00	29.2	40	47	45	40.0	4.3%	24.1
12/06/2024 23:00:00	28.1	29	34	40	37.5	2.9%	23.4
13/06/2024 00:00:00	27.5	6	7	30	0.0	0.0%	20.7
13/06/2024 01:00:00	28.3	3	4	30	0.0	0.0%	24.8
13/06/2024 02:00:00	25.0	4	5	35	0.0	0.0%	21.2
13/06/2024 03:00:00	30.0	3	4	35	0.0	0.0%	25.8
13/06/2024 04:00:00	25.0	5	6	30	0.0	0.0%	21.3
13/06/2024 05:00:00	32.5	8	9	35	0.0	0.0%	23.8
13/06/2024 06:00:00	35.0	15	18	45	39.2	16.7%	28.3
13/06/2024 07:00:00	29.9	50	59	45	40.0	3.4%	26.4
13/06/2024 08:00:00	28.6	140	165	40	37.5	0.6%	23.7
13/06/2024 09:00:00	24.8	198	233	40	37.5	0.9%	20.5
13/06/2024 10:00:00	26.2	137	161	35	0.0	0.0%	20.8
13/06/2024 11:00:00	24.7	150	176	35	0.0	0.0%	19.9
13/06/2024 12:00:00	25.2	130	153	35	0.0	0.0%	20.7
13/06/2024 13:00:00	25.8	129	152	35	0.0	0.0%	20.5
13/06/2024 14:00:00	27.3	123	145	35	0.0	0.0%	22.7
13/06/2024 15:00:00	26.0	150	176	35	0.0	0.0%	21.3
13/06/2024 16:00:00	26.0	179	211	35	0.0	0.0%	20.7
13/06/2024 17:00:00	26.5	214	252	35	0.0	0.0%	20.6
13/06/2024 18:00:00	25.2	241	284	35	0.0	0.0%	20.5
13/06/2024 19:00:00	27.7	163	192	35	0.0	0.0%	22.4
13/06/2024 20:00:00	27.7	88	103	45	42.5	1.0%	22.0
13/06/2024 21:00:00	28.2	60	71	40	37.5	1.4%	23.2
13/06/2024 22:00:00	25.8	53	62	40	37.5	1.6%	21.0
13/06/2024 23:00:00	25.6	37	44	30	0.0	0.0%	20.0
14/06/2024 00:00:00	30.0	12	14	40	37.5	7.1%	25.8
14/06/2024 01:00:00	27.5	4	5	30	0.0	0.0%	23.0
14/06/2024 02:00:00	25.0	2	2	25	0.0	0.0%	22.5
14/06/2024 03:00:00	25.0	3	3	25	0.0	0.0%	17.0
14/06/2024 04:00:00	25.0	4	5	30	0.0	0.0%	23.4
14/06/2024 05:00:00	30.0	3	3	30	0.0	0.0%	25.7
14/06/2024 06:00:00	32.5	20	23	45	42.5	4.3%	26.0
14/06/2024 07:00:00	30.8	35	41	40	37.5	2.4%	26.1
14/06/2024 08:00:00	28.6	112	132	35	0.0	0.0%	24.1
14/06/2024 09:00:00	25.0	230	271	35	0.0	0.0%	20.2
14/06/2024 10:00:00	25.2	120	141	35	0.0	0.0%	20.1

Incoming Summary
2024 June Marsworth Road

from Mon-Apr-29-2024-11-00-AM to Wed-Jun-19-2024-02-59-PM

14/06/2024 11:00:00	24.6	131	154	35	0.0	0.0%	20.3
14/06/2024 12:00:00	27.0	182	214	35	0.0	0.0%	20.9
14/06/2024 13:00:00	26.7	162	190	35	0.0	0.0%	22.2
14/06/2024 14:00:00	27.2	159	187	35	0.0	0.0%	18.0
14/06/2024 15:00:00	26.8	151	178	35	0.0	0.0%	21.8
14/06/2024 16:00:00	23.6	226	266	35	0.0	0.0%	15.1
14/06/2024 17:00:00	25.8	207	244	35	0.0	0.0%	18.9
14/06/2024 18:00:00	28.0	201	237	40	37.5	0.8%	24.0
14/06/2024 19:00:00	28.7	150	177	35	0.0	0.0%	24.2
14/06/2024 20:00:00	28.3	85	100	35	0.0	0.0%	23.7
14/06/2024 21:00:00	29.2	67	79	40	37.5	1.3%	24.4
14/06/2024 22:00:00	27.1	51	60	40	37.5	1.7%	22.6
14/06/2024 23:00:00	26.2	29	34	35	0.0	0.0%	21.9
15/06/2024 00:00:00	28.3	19	22	40	37.5	4.5%	23.5
15/06/2024 01:00:00	29.0	14	17	40	37.5	11.8%	23.1
15/06/2024 02:00:00	27.5	4	5	30	0.0	0.0%	24.2
15/06/2024 03:00:00	13.8	64	75	25	0.0	0.0%	10.1
15/06/2024 04:00:00	13.1	42	50	30	0.0	0.0%	10.1
15/06/2024 05:00:00	30.0	3	3	30	0.0	0.0%	25.7
15/06/2024 06:00:00	32.5	8	9	35	0.0	0.0%	27.2
15/06/2024 07:00:00	31.7	28	33	40	37.5	3.0%	26.3
15/06/2024 08:00:00	28.0	43	51	35	0.0	0.0%	23.6
15/06/2024 09:00:00	27.7	101	119	35	0.0	0.0%	21.1
15/06/2024 10:00:00	28.1	117	138	35	0.0	0.0%	23.2
15/06/2024 11:00:00	25.2	164	193	35	0.0	0.0%	20.8
15/06/2024 12:00:00	25.8	159	187	35	0.0	0.0%	19.5
15/06/2024 13:00:00	23.7	167	196	35	0.0	0.0%	16.9
15/06/2024 14:00:00	25.4	137	161	35	0.0	0.0%	20.7
15/06/2024 15:00:00	24.9	133	156	35	0.0	0.0%	20.6
15/06/2024 16:00:00	27.2	110	130	35	0.0	0.0%	22.0
15/06/2024 17:00:00	26.9	123	145	35	0.0	0.0%	20.9
15/06/2024 18:00:00	26.3	139	163	35	0.0	0.0%	21.1
15/06/2024 19:00:00	27.5	107	126	40	37.5	0.8%	22.3
15/06/2024 20:00:00	27.4	85	100	35	0.0	0.0%	22.2
15/06/2024 21:00:00	28.3	59	69	35	0.0	0.0%	23.3
15/06/2024 22:00:00	27.7	36	42	40	37.5	2.4%	23.0
15/06/2024 23:00:00	26.7	39	46	40	37.5	2.2%	22.8
16/06/2024 00:00:00	23.9	12	14	25	0.0	0.0%	19.8
16/06/2024 01:00:00	24.0	14	17	35	0.0	0.0%	19.9
16/06/2024 02:00:00	29.0	5	6	30	0.0	0.0%	26.5
16/06/2024 03:00:00	23.8	3	4	25	0.0	0.0%	22.3
16/06/2024 04:00:00	25.0	3	3	25	0.0	0.0%	22.3
16/06/2024 05:00:00	25.0	4	5	30	0.0	0.0%	23.4
16/06/2024 06:00:00	28.8	7	8	30	0.0	0.0%	24.9
16/06/2024 07:00:00	30.0	17	20	40	37.5	5.0%	26.0
16/06/2024 08:00:00	28.5	30	35	35	0.0	0.0%	22.9
16/06/2024 09:00:00	27.3	61	72	35	0.0	0.0%	22.0
16/06/2024 10:00:00	27.5	74	87	35	0.0	0.0%	21.6

Incoming Summary
2024 June Marsworth Road

from Mon-Apr-29-2024-11-00-AM to Wed-Jun-19-2024-02-59-PM

16/06/2024 11:00:00	27.0	108	127	35	0.0	0.0%	21.8
16/06/2024 12:00:00	24.8	134	158	30	0.0	0.0%	20.2
16/06/2024 13:00:00	27.3	110	130	40	37.5	1.5%	22.5
16/06/2024 14:00:00	24.7	164	193	35	0.0	0.0%	20.8
16/06/2024 15:00:00	24.6	198	233	40	37.5	0.4%	20.8
16/06/2024 16:00:00	24.9	230	270	35	0.0	0.0%	21.1
16/06/2024 17:00:00	24.7	230	270	35	0.0	0.0%	20.4
16/06/2024 18:00:00	24.9	165	194	35	0.0	0.0%	20.8
16/06/2024 19:00:00	26.5	88	103	35	0.0	0.0%	21.8
16/06/2024 20:00:00	28.3	84	99	40	37.5	1.0%	23.2
16/06/2024 21:00:00	30.8	39	46	40	37.5	4.3%	24.5
16/06/2024 22:00:00	28.9	25	29	55	52.5	3.4%	25.7
16/06/2024 23:00:00	28.1	25	29	35	0.0	0.0%	22.3
17/06/2024 00:00:00	28.0	14	17	35	0.0	0.0%	22.6
17/06/2024 01:00:00	37.5	5	6	40	37.5	33.3%	28.0
17/06/2024 02:00:00	24.0	4	5	25	0.0	0.0%	22.4
17/06/2024 03:00:00	25.0	1	1	25	0.0	0.0%	22.0
17/06/2024 04:00:00	25.0	4	5	35	0.0	0.0%	23.2
17/06/2024 05:00:00	32.5	4	5	35	0.0	0.0%	27.2
17/06/2024 06:00:00	32.5	15	18	45	40.0	11.1%	25.6
17/06/2024 07:00:00	32.1	55	65	45	39.2	9.2%	26.6
17/06/2024 08:00:00	28.0	137	161	45	38.8	2.5%	22.3
17/06/2024 09:00:00	25.0	209	246	35	0.0	0.0%	20.1
17/06/2024 10:00:00	26.6	120	141	35	0.0	0.0%	20.9
17/06/2024 11:00:00	27.1	136	160	35	0.0	0.0%	21.7
17/06/2024 12:00:00	26.8	117	138	35	0.0	0.0%	21.4
17/06/2024 13:00:00	26.8	150	177	35	0.0	0.0%	21.4
17/06/2024 14:00:00	26.8	144	170	30	0.0	0.0%	22.1
17/06/2024 15:00:00	26.6	150	177	35	0.0	0.0%	21.8
17/06/2024 16:00:00	24.5	161	189	30	0.0	0.0%	20.2
17/06/2024 17:00:00	24.6	219	258	40	37.5	0.4%	20.1
17/06/2024 18:00:00	24.5	273	321	40	37.5	0.3%	19.8
17/06/2024 19:00:00	26.2	150	177	35	0.0	0.0%	20.6
17/06/2024 20:00:00	26.0	102	120	35	0.0	0.0%	21.4
17/06/2024 21:00:00	28.5	62	73	40	37.5	2.7%	23.0
17/06/2024 22:00:00	27.9	59	69	40	37.5	1.4%	22.1
17/06/2024 23:00:00	29.0	23	27	40	37.5	3.7%	22.9
18/06/2024 00:00:00	28.3	5	6	30	0.0	0.0%	24.7
18/06/2024 01:00:00	30.0	2	2	30	0.0	0.0%	22.0
18/06/2024 02:00:00	25.0	4	5	35	0.0	0.0%	23.2
18/06/2024 03:00:00	23.3	6	7	25	0.0	0.0%	19.4
18/06/2024 04:00:00	25.0	4	5	30	0.0	0.0%	22.2
18/06/2024 05:00:00	30.0	5	6	35	0.0	0.0%	23.7
18/06/2024 06:00:00	32.0	20	24	40	37.5	4.2%	25.4
18/06/2024 07:00:00	29.5	59	69	55	42.5	4.3%	25.0
18/06/2024 08:00:00	26.7	170	200	40	37.5	0.5%	20.6
18/06/2024 09:00:00	24.2	212	250	35	0.0	0.0%	19.0
18/06/2024 10:00:00	24.9	128	150	35	0.0	0.0%	19.5

Incoming Summary
2024 June Marsworth Road

from Mon-Apr-29-2024-11-00-AM to Wed-Jun-19-2024-02-59-PM

18/06/2024 11:00:00	25.2	118	139	30	0.0	0.0%	19.6
18/06/2024 12:00:00	25.0	154	181	45	42.5	1.1%	20.3
18/06/2024 13:00:00	24.8	155	182	30	0.0	0.0%	20.9
18/06/2024 14:00:00	25.9	133	157	35	0.0	0.0%	21.4
18/06/2024 15:00:00	26.4	137	161	40	37.5	0.6%	21.5
18/06/2024 16:00:00	24.6	164	193	30	0.0	0.0%	19.8
18/06/2024 17:00:00	25.5	222	261	35	0.0	0.0%	20.7
18/06/2024 18:00:00	26.3	241	284	40	37.5	0.4%	22.1
18/06/2024 19:00:00	26.6	186	219	35	0.0	0.0%	22.4
18/06/2024 20:00:00	28.4	117	138	40	37.5	2.2%	23.6
18/06/2024 21:00:00	29.2	65	76	40	37.5	1.3%	24.8
18/06/2024 22:00:00	29.6	53	62	45	42.5	1.6%	25.0
18/06/2024 23:00:00	28.1	31	36	45	42.5	2.8%	23.0
19/06/2024 00:00:00	32.5	20	23	35	0.0	0.0%	25.1
19/06/2024 01:00:00	35.0	3	3	35	0.0	0.0%	25.3
19/06/2024 02:00:00	28.3	3	4	30	0.0	0.0%	26.0
19/06/2024 03:00:00	30.0	1	1	30	0.0	0.0%	27.0
19/06/2024 04:00:00	27.5	4	5	30	0.0	0.0%	22.2
19/06/2024 05:00:00	30.0	4	5	35	0.0	0.0%	25.0
19/06/2024 06:00:00	33.3	22	26	40	37.5	7.7%	27.5
19/06/2024 07:00:00	30.8	38	45	40	37.5	4.4%	26.2
19/06/2024 08:00:00	28.9	150	177	40	37.5	0.6%	24.4
19/06/2024 09:00:00	25.7	232	273	35	0.0	0.0%	21.6
19/06/2024 10:00:00	26.2	139	164	35	0.0	0.0%	21.4
19/06/2024 11:00:00	25.6	95	112	35	0.0	0.0%	20.5
19/06/2024 12:00:00	26.1	118	139	35	0.0	0.0%	20.7
19/06/2024 13:00:00	25.0	119	140	40	37.5	0.7%	21.1
19/06/2024 14:00:00	28.1	60	71	35	0.0	0.0%	23.4
19/06/2024 15:00:00	0.0	0	0	0	0.0	0.0%	0.0

Day/Time Ending	85th pctl (MPH)	85th pctl cnts	Total Cnts	Max Speed	Avg Speeder	% Speeders	Avg Speed
30/04/2024 00:00:00	28.2	1306	1537	40	37.5	0.5%	23.2
01/05/2024 00:00:00	26.8	2292	2697	45	38.5	0.4%	21.4
02/05/2024 00:00:00	27.4	2218	2609	45	38.2	0.3%	22.2
03/05/2024 00:00:00	27.5	2105	2477	45	38.8	0.8%	21.9
04/05/2024 00:00:00	27.2	2059	2422	45	38.2	0.6%	19.7
05/05/2024 00:00:00	28.4	1548	1821	45	38.2	1.2%	23.6
06/05/2024 00:00:00	28.1	1436	1690	55	41.3	0.8%	23.0
07/05/2024 00:00:00	27.9	1182	1391	50	38.7	0.9%	22.9
08/05/2024 00:00:00	27.2	2231	2625	50	39.2	0.3%	21.8
09/05/2024 00:00:00	26.7	2273	2674	50	39.1	0.6%	21.4
10/05/2024 00:00:00	26.3	2241	2636	50	42.5	0.2%	21.0
11/05/2024 00:00:00	26.3	2291	2695	55	41.9	0.3%	21.1
12/05/2024 00:00:00	27.6	1700	2000	45	38.1	0.4%	22.5
13/05/2024 00:00:00	27.7	1466	1725	50	38.5	0.6%	22.5
14/05/2024 00:00:00	26.7	2137	2514	55	42.5	0.3%	21.1
15/05/2024 00:00:00	26.5	2125	2500	45	38.9	0.3%	20.9
16/05/2024 00:00:00	26.8	2208	2598	50	40.8	0.2%	21.3
17/05/2024 00:00:00	27.4	2236	2630	45	38.4	0.4%	22.0
18/05/2024 00:00:00	27.8	1927	2267	45	38.2	0.6%	22.3
19/05/2024 00:00:00	28.3	1569	1846	55	39.4	0.9%	23.6
20/05/2024 00:00:00	28.3	1459	1716	55	38.8	0.7%	23.2
21/05/2024 00:00:00	27.5	2216	2607	50	38.6	0.7%	22.2
22/05/2024 00:00:00	27.4	2176	2560	50	38.7	0.5%	21.5
23/05/2024 00:00:00	26.5	2398	2821	40	37.5	0.4%	18.0
24/05/2024 00:00:00	27.1	2417	2843	45	38.2	0.2%	21.5
25/05/2024 00:00:00	27.6	2171	2554	50	39.1	0.6%	22.1
26/05/2024 00:00:00	28.3	1496	1760	45	37.9	0.7%	23.4
27/05/2024 00:00:00	28.5	1313	1545	45	39.0	1.3%	22.8
28/05/2024 00:00:00	27.8	1469	1728	45	39.2	0.5%	22.5
29/05/2024 00:00:00	27.2	1995	2347	50	39.5	0.4%	20.7
30/05/2024 00:00:00	27.3	2270	2670	45	38.5	0.4%	21.6
31/05/2024 00:00:00	27.8	2027	2385	40	37.5	0.5%	22.1
01/06/2024 00:00:00	28.1	2059	2422	45	38.3	0.7%	22.8
02/06/2024 00:00:00	28.2	1556	1831	45	38.2	1.3%	23.3
03/06/2024 00:00:00	28.4	1431	1684	45	38.1	0.5%	23.2
04/06/2024 00:00:00	27.2	2092	2461	45	38.0	0.4%	21.9
05/06/2024 00:00:00	27.2	2118	2492	45	38.2	0.3%	21.7
06/06/2024 00:00:00	27.2	2201	2589	50	40.4	0.3%	21.8
07/06/2024 00:00:00	27.1	2382	2802	40	37.5	0.5%	21.7
08/06/2024 00:00:00	27.6	2440	2871	45	38.3	0.7%	22.4
09/06/2024 00:00:00	27.4	1745	2053	45	38.7	0.6%	22.2
10/06/2024 00:00:00	27.6	1575	1853	45	38.0	0.5%	22.5
11/06/2024 00:00:00	26.9	2354	2770	55	39.7	0.3%	21.2
12/06/2024 00:00:00	26.6	2298	2704	45	38.6	0.5%	21.2
13/06/2024 00:00:00	27.0	2349	2763	50	39.5	0.5%	21.5
14/06/2024 00:00:00	26.9	2294	2699	45	38.8	0.4%	21.4
15/06/2024 00:00:00	27.1	2353	2768	45	38.2	0.3%	21.0

Incoming Summary
2024 June Marsworth Road

from Mon-Apr-29-2024-11-00-AM to Wed-Jun-19-2024-02-59-PM

16/06/2024 00:00:00	26.6	1894	2228	40	37.5	0.3%	20.5
17/06/2024 00:00:00	26.2	1832	2155	55	39.4	0.4%	21.4
18/06/2024 00:00:00	26.5	2308	2715	45	38.5	0.7%	21.2
19/06/2024 00:00:00	26.5	2406	2830	55	39.8	0.5%	21.3
19/06/2024 14:59:59	27.4	990	1165	40	37.5	0.5%	22.2

Incoming Weekly Counts
2024 June Marsworth Road

from Mon-Apr-29-2024-11-00-AM to Wed-Jun-19-2024-02-59-PM

	29/04/2024	to	05/05/2024							
	Monday	Tuesday	Wednesday	Thursday	Friday	Saturday	Sunday	Week	Weekend	Week Day 85%
Hour	29/04/2024	30/04/2024	01/05/2024	02/05/2024	03/05/2024	04/05/2024	05/05/2024	Day Avg	Avg	Avg Speed
0 - 1	*	5	5	8	67	13	9	21.25	11	27.65
1 - 2	*	2	4	2	208	0	8	54	4	22.7
2 - 3	*	3	0	1	24	1	3	7	2	25
3 - 4	*	5	2	6	21	6	3	8.5	4.5	24.28
4 - 5	*	7	4	6	9	5	3	6.5	4	28.95
5 - 6	*	19	25	15	16	18	8	18.75	13	32.38
6 - 7	*	47	49	48	35	25	13	44.75	19	31.72
7 - 8	*	146	157	133	126	51	36	140.5	43.5	28.62
8 - 9	*	236	250	222	235	85	51	235.75	68	25.42
9 - 10	*	159	126	154	125	140	108	141	124	25.8
10 - 11	*	152	147	130	135	144	158	141	151	25.22
11 - 12	84	177	159	133	161	164	140	142.8	152	25.88
12 - 13	125	147	150	134	156	143	190	142.4	166.5	26.96
13 - 14	119	127	143	102	103	126	145	118.8	135.5	27.98
14 - 15	157	174	192	176	170	145	160	173.8	152.5	26.96
15 - 16	184	211	190	193	109	133	135	177.4	134	25.14
16 - 17	220	268	230	270	149	121	126	227.4	123.5	26.92
17 - 18	256	291	277	277	181	147	100	256.4	123.5	27.26
18 - 19	155	228	209	185	142	116	105	183.8	110.5	27.94
19 - 20	92	143	115	109	85	91	70	108.8	80.5	28.84
20 - 21	74	65	87	79	63	53	44	73.6	48.5	29.26
21 - 22	47	43	52	46	46	44	39	46.8	41.5	28.16
22 - 23	18	34	23	26	38	25	24	27.8	24.5	28.62
23 - 24	6	8	13	22	18	25	12	13.4	18.5	29
Totals	1537	2697	2609	2477	2422	1821	1690			
% of Total	10.08%	17.68%	17.1%	16.24%	15.88%	11.94%	11.08%			

Incoming Weekly Counts
2024 June Marsworth Road

from Mon-Apr-29-2024-11-00-AM to Wed-Jun-19-2024-02-59-PM

	06/05/2024	to	12/05/2024							
	Monday	Tuesday	Wednesday	Thursday	Friday	Saturday	Sunday	Week	Weekend	Week Day 85%
Hour	06/05/2024	07/05/2024	08/05/2024	09/05/2024	10/05/2024	11/05/2024	12/05/2024	Day Avg	Avg	Avg Speed
0 - 1	12	7	9	11	4	29	56	8.6	42.5	28.16
1 - 2	5	3	5	3	1	12	10	3.4	11	29.5
2 - 3	3	4	2	4	1	3	7	2.8	5	30.5
3 - 4	6	6	1	4	5	2	4	4.4	3	25.66
4 - 5	5	8	7	3	3	0	3	5.2	1.5	29.84
5 - 6	6	23	24	19	25	13	9	19.4	11	34.08
6 - 7	17	50	54	60	49	22	21	46	21.5	30.94
7 - 8	29	155	166	152	139	48	39	128.2	43.5	28.5
8 - 9	51	273	266	268	239	102	47	219.4	74.5	25.36
9 - 10	83	135	145	151	165	141	103	135.8	122	25.52
10 - 11	106	144	172	135	171	161	160	145.6	160.5	25.72
11 - 12	151	166	150	164	199	154	154	166	154	25.56
12 - 13	140	178	149	141	177	140	127	157	133.5	25.78
13 - 14	106	134	140	107	144	150	133	126.2	141.5	26.5
14 - 15	134	186	177	155	169	147	150	164.2	148.5	26.36
15 - 16	110	179	188	187	211	109	165	175	137	25.38
16 - 17	127	247	256	228	230	123	120	217.6	121.5	26.02
17 - 18	87	274	271	287	238	131	99	231.4	115	26.14
18 - 19	76	188	204	196	149	121	94	162.6	107.5	26.76
19 - 20	52	109	112	129	116	91	80	103.6	85.5	28.48
20 - 21	45	66	93	110	92	63	67	81.2	65	28.48
21 - 22	26	41	51	64	67	61	38	49.8	49.5	28.4
22 - 23	11	38	27	44	64	91	25	36.8	58	28.08
23 - 24	3	11	5	14	37	86	14	14	50	30.14
Totals	1391	2625	2674	2636	2695	2000	1725			
% of Total	8.83%	16.67%	16.98%	16.74%	17.12%	12.7%	10.96%			

Incoming Weekly Counts
2024 June Marsworth Road

from Mon-Apr-29-2024-11-00-AM to Wed-Jun-19-2024-02-59-PM

	13/05/2024	to	19/05/2024							
	Monday	Tuesday	Wednesday	Thursday	Friday	Saturday	Sunday	Week	Weekend	Week Day 85%
Hour	13/05/2024	14/05/2024	15/05/2024	16/05/2024	17/05/2024	18/05/2024	19/05/2024	Day Avg	Avg	Avg Speed
0 - 1	4	5	8	9	3	8	28	5.8	18	30.5
1 - 2	2	2	3	3	5	7	13	3	10	29
2 - 3	3	1	2	2	0	2	3	1.6	2.5	28.75
3 - 4	2	5	5	5	2	4	6	3.8	5	26.5
4 - 5	6	7	3	5	5	5	5	5.2	5	26.76
5 - 6	22	20	17	17	19	7	13	19	10	32.82
6 - 7	57	34	45	47	48	26	14	46.2	20	30.48
7 - 8	147	152	182	151	128	60	27	152	43.5	28.46
8 - 9	261	249	266	258	251	113	53	257	83	24.26
9 - 10	165	118	153	132	133	137	96	140.2	116.5	25.58
10 - 11	142	130	120	140	99	144	117	126.2	130.5	25.98
11 - 12	160	124	161	139	124	141	158	141.6	149.5	25.28
12 - 13	127	162	132	151	103	175	177	135	176	25.66
13 - 14	136	110	135	132	79	136	155	118.4	145.5	27.78
14 - 15	143	193	212	177	115	122	149	168	135.5	27.18
15 - 16	229	199	187	195	215	102	154	205	128	25.16
16 - 17	267	254	225	279	200	146	136	245	141	26.34
17 - 18	248	303	273	290	211	119	106	265	112.5	26.18
18 - 19	168	175	191	216	180	110	97	186	103.5	27.76
19 - 20	116	116	103	104	131	94	79	114	86.5	28.22
20 - 21	53	56	75	67	93	62	61	68.8	61.5	29.14
21 - 22	33	41	49	63	69	48	46	51	47	28.16
22 - 23	14	28	43	35	37	32	16	31.4	24	29.32
23 - 24	9	16	8	13	17	46	7	12.6	26.5	29.16
Totals	2514	2500	2598	2630	2267	1846	1716			
% of Total	15.64%	15.56%	16.17%	16.36%	14.11%	11.49%	10.68%			

Incoming Weekly Counts
2024 June Marsworth Road

from Mon-Apr-29-2024-11-00-AM to Wed-Jun-19-2024-02-59-PM

	20/05/2024	to	26/05/2024							
	Monday	Tuesday	Wednesday	Thursday	Friday	Saturday	Sunday	Week	Weekend	Week Day 85%
Hour	20/05/2024	21/05/2024	22/05/2024	23/05/2024	24/05/2024	25/05/2024	26/05/2024	Day Avg	Avg	Avg Speed
0 - 1	9	4	39	6	5	17	14	12.6	15.5	25.42
1 - 2	1	0	67	2	1	6	26	14.2	16	24.9
2 - 3	5	0	6	2	3	4	9	3.2	6.5	29.58
3 - 4	10	3	40	7	1	1	3	12.2	2	22.92
4 - 5	5	2	157	4	9	4	3	35.4	3.5	27.38
5 - 6	24	25	63	22	17	13	5	30.2	9	32.76
6 - 7	53	48	43	65	49	24	14	51.6	19	31.56
7 - 8	174	184	126	162	123	58	36	153.8	47	28.64
8 - 9	274	262	199	261	207	81	42	240.6	61.5	25.42
9 - 10	166	134	182	160	164	161	92	161.2	126.5	24.76
10 - 11	150	149	133	169	147	178	120	149.6	149	25.38
11 - 12	131	144	128	162	198	141	142	152.6	141.5	26.28
12 - 13	149	172	178	159	164	144	132	164.4	138	26.24
13 - 14	129	174	189	124	146	114	108	152.4	111	26.86
14 - 15	163	159	224	206	179	119	135	186.2	127	27
15 - 16	184	184	188	213	194	101	94	192.6	97.5	25.3
16 - 17	234	233	193	296	227	123	140	236.6	131.5	27.5
17 - 18	272	239	242	293	228	115	101	254.8	108	26.8
18 - 19	190	177	179	201	151	111	98	179.6	104.5	27.82
19 - 20	117	90	95	125	140	68	91	113.4	79.5	28.42
20 - 21	87	59	75	106	82	69	56	81.8	62.5	28.82
21 - 22	48	36	42	59	55	54	42	48	48	28.76
22 - 23	16	17	23	28	35	37	21	23.8	29	27.88
23 - 24	16	65	10	11	29	17	21	26.2	19	25.16
Totals	2607	2560	2821	2843	2554	1760	1545			
% of Total	15.62%	15.34%	16.9%	17.03%	15.3%	10.55%	9.26%			

Incoming Weekly Counts
2024 June Marsworth Road

from Mon-Apr-29-2024-11-00-AM to Wed-Jun-19-2024-02-59-PM

	27/05/2024	to	02/06/2024							
	Monday	Tuesday	Wednesday	Thursday	Friday	Saturday	Sunday	Week	Weekend	Week Day 85%
Hour	27/05/2024	28/05/2024	29/05/2024	30/05/2024	31/05/2024	01/06/2024	02/06/2024	Day Avg	Avg	Avg Speed
0 - 1	6	2	5	12	7	13	18	6.4	15.5	28.82
1 - 2	8	0	3	6	3	8	12	4	10	28.95
2 - 3	1	1	5	9	1	7	8	3.4	7.5	23.66
3 - 4	4	3	6	3	3	3	3	3.8	3	29
4 - 5	5	5	4	9	0	5	5	4.6	5	31.25
5 - 6	7	22	16	24	20	12	5	17.8	8.5	33.86
6 - 7	16	50	43	69	49	22	17	45.4	19.5	31.8
7 - 8	36	153	107	162	118	53	38	115.2	45.5	29.48
8 - 9	49	168	159	140	137	70	48	130.6	59	28.02
9 - 10	66	108	113	118	133	114	119	107.6	116.5	27.24
10 - 11	130	121	182	156	172	134	120	152.2	127	25.9
11 - 12	143	121	148	140	196	168	133	149.6	150.5	26.22
12 - 13	150	128	145	130	196	136	155	149.8	145.5	26.68
13 - 14	164	153	170	151	191	155	150	165.8	152.5	26.18
14 - 15	145	150	145	163	168	177	112	154.2	144.5	26.96
15 - 16	159	187	166	197	202	152	126	182.2	139	26.42
16 - 17	150	233	263	213	212	116	161	214.2	138.5	26.82
17 - 18	128	252	365	255	199	117	109	239.8	113	26.98
18 - 19	111	161	239	169	145	119	104	165	111.5	27.74
19 - 20	83	92	147	111	96	95	94	105.8	94.5	29.12
20 - 21	71	124	98	53	67	53	65	82.6	59	28.38
21 - 22	56	45	82	42	56	42	44	56.2	43	28.18
22 - 23	31	36	45	39	33	36	28	36.8	32	28.18
23 - 24	9	32	14	14	18	24	10	17.4	17	27.9
Totals	1728	2347	2670	2385	2422	1831	1684			
% of Total	11.47%	15.58%	17.72%	15.83%	16.07%	12.15%	11.18%			

Incoming Weekly Counts
2024 June Marsworth Road

from Mon-Apr-29-2024-11-00-AM to Wed-Jun-19-2024-02-59-PM

	03/06/2024	to	09/06/2024							
	Monday	Tuesday	Wednesday	Thursday	Friday	Saturday	Sunday	Week	Weekend	Week Day 85%
Hour	03/06/2024	04/06/2024	05/06/2024	06/06/2024	07/06/2024	08/06/2024	09/06/2024	Day Avg	Avg	Avg Speed
0 - 1	14	7	5	2	5	14	15	6.6	14.5	29.66
1 - 2	2	4	1	6	3	6	6	3.2	6	25.5
2 - 3	2	4	2	1	3	7	4	2.4	5.5	28.5
3 - 4	7	6	3	7	7	5	1	6	3	29.32
4 - 5	5	6	7	5	5	6	2	5.6	4	29.26
5 - 6	25	21	24	21	17	7	7	21.6	7	32
6 - 7	52	62	47	58	61	26	19	56	22.5	31.22
7 - 8	159	187	189	152	152	65	42	167.8	53.5	28.5
8 - 9	262	282	294	281	236	97	74	271	85.5	24.72
9 - 10	145	110	138	156	175	136	88	144.8	112	25.46
10 - 11	157	127	134	172	181	166	143	154.2	154.5	25.62
11 - 12	115	150	147	167	212	138	162	158.2	150	24.96
12 - 13	120	125	100	172	199	162	165	143.2	163.5	26.36
13 - 14	119	122	105	139	162	149	168	129.4	158.5	27.04
14 - 15	133	132	166	210	174	160	173	163	166.5	27.08
15 - 16	192	141	166	177	245	168	201	184.2	184.5	25.48
16 - 17	257	249	240	243	261	144	164	250	154	26.86
17 - 18	266	297	302	321	269	145	143	291	144	27.02
18 - 19	178	199	208	182	193	137	103	192	120	28.14
19 - 20	116	115	131	114	119	96	68	119	82	28.32
20 - 21	60	60	103	88	90	81	44	80.2	62.5	29.08
21 - 22	53	45	48	70	47	56	31	52.6	43.5	28.56
22 - 23	17	30	19	43	23	45	14	26.4	29.5	28.32
23 - 24	5	11	10	15	32	37	16	14.6	26.5	28.54
Totals	2461	2492	2589	2802	2871	2053	1853			
% of Total	14.37%	14.56%	15.12%	16.37%	16.77%	11.99%	10.82%			

Incoming Weekly Counts
2024 June Marsworth Road

from Mon-Apr-29-2024-11-00-AM to Wed-Jun-19-2024-02-59-PM

	10/06/2024	to	16/06/2024							
	Monday	Tuesday	Wednesday	Thursday	Friday	Saturday	Sunday	Week	Weekend	Week Day 85%
Hour	10/06/2024	11/06/2024	12/06/2024	13/06/2024	14/06/2024	15/06/2024	16/06/2024	Day Avg	Avg	Avg Speed
0 - 1	27	8	1	4	5	17	17	9	17	28.5
1 - 2	23	3	3	5	2	5	6	7.2	5.5	26.6
2 - 3	6	7	5	4	3	75	4	5	39.5	23.84
3 - 4	13	2	3	6	5	50	3	5.8	26.5	26.34
4 - 5	23	4	2	9	3	3	5	8.2	4	27.5
5 - 6	17	23	23	18	23	9	8	20.8	8.5	33.84
6 - 7	50	56	70	59	41	33	20	55.2	26.5	31.2
7 - 8	152	185	202	165	132	51	35	167.2	43	27.84
8 - 9	228	264	271	233	271	119	72	253.4	95.5	24.86
9 - 10	127	136	123	161	141	138	87	137.6	112.5	26.04
10 - 11	178	147	158	176	154	193	127	162.6	160	24.86
11 - 12	155	149	147	153	214	187	158	163.6	172.5	25.54
12 - 13	213	161	154	152	190	196	130	174	163	25.68
13 - 14	167	126	163	145	187	161	193	157.6	177	27.22
14 - 15	197	215	184	176	178	156	233	190	194.5	26.38
15 - 16	207	197	179	211	266	130	270	212	200	25.62
16 - 17	236	249	267	252	244	145	270	249.6	207.5	26.2
17 - 18	296	321	309	284	237	163	194	289.4	178.5	25.86
18 - 19	196	207	191	192	177	126	103	192.6	114.5	27.88
19 - 20	116	88	140	103	100	100	99	109.4	99.5	28.46
20 - 21	66	68	80	71	79	69	46	72.8	57.5	28.76
21 - 22	44	42	47	62	60	42	29	51	35.5	27.24
22 - 23	23	34	34	44	34	46	29	33.8	37.5	27.88
23 - 24	10	12	7	14	22	14	17	13	15.5	29.16
Totals	2770	2704	2763	2699	2768	2228	2155			
% of Total	15.31%	14.95%	15.28%	14.92%	15.3%	12.32%	11.91%			

Incoming Weekly Counts
2024 June Marsworth Road

from Mon-Apr-29-2024-11-00-AM to Wed-Jun-19-2024-02-59-PM

	17/06/2024	to	23/06/2024							
	Monday	Tuesday	Wednesday	Thursday	Friday	Saturday	Sunday	Week	Weekend	Week Day 85%
Hour	17/06/2024	18/06/2024	19/06/2024	20/06/2024	21/06/2024	22/06/2024	23/06/2024	Day Avg	Avg	Avg Speed
0 - 1	6	2	3	*	*	*	*	3.67	0	34.17
1 - 2	5	5	4	*	*	*	*	4.67	0	25.77
2 - 3	1	7	1	*	*	*	*	3	0	26.1
3 - 4	5	5	5	*	*	*	*	5	0	25.83
4 - 5	5	6	5	*	*	*	*	5.33	0	30.83
5 - 6	18	24	26	*	*	*	*	22.67	0	32.6
6 - 7	65	69	45	*	*	*	*	59.67	0	30.8
7 - 8	161	200	177	*	*	*	*	179.33	0	27.87
8 - 9	246	250	273	*	*	*	*	256.33	0	24.97
9 - 10	141	150	164	*	*	*	*	151.67	0	25.9
10 - 11	160	139	112	*	*	*	*	137	0	25.97
11 - 12	138	181	139	*	*	*	*	152.67	0	25.97
12 - 13	177	182	140	*	*	*	*	166.33	0	25.53
13 - 14	170	157	71	*	*	*	*	132.67	0	26.93
14 - 15	177	161	0	*	*	*	*	112.67	0	26.5
15 - 16	189	193	*	*	*	*	*	191	0	24.55
16 - 17	258	261	*	*	*	*	*	259.5	0	25.05
17 - 18	321	284	*	*	*	*	*	302.5	0	25.4
18 - 19	177	219	*	*	*	*	*	198	0	26.4
19 - 20	120	138	*	*	*	*	*	129	0	27.2
20 - 21	73	76	*	*	*	*	*	74.5	0	28.85
21 - 22	69	62	*	*	*	*	*	65.5	0	28.75
22 - 23	27	36	*	*	*	*	*	31.5	0	28.55
23 - 24	6	23	*	*	*	*	*	14.5	0	30.4
Totals	2715	2830	1165	0	0	0	0			
% of Total	40.46%	42.18%	17.36%	0%	0%	0%	0%			

Incoming Monthly Counts
2024 June Marsworth Road

from Mon-Apr-29-2024-11-00-AM to Wed-Jun-19-2024-02-59-PM

	Apr 2024							Week	Weekend	Week Day 85%
Hour	Monday	Tuesday	Wednesday	Thursday	Friday	Saturday	Sunday	Day Avg	Avg	Avg Speed
0 - 1	*	5	*	*	*	*	*	5	0	28.8
1 - 2	*	2	*	*	*	*	*	2	0	30
2 - 3	*	3	*	*	*	*	*	3	0	25
3 - 4	*	5	*	*	*	*	*	5	0	23.8
4 - 5	*	7	*	*	*	*	*	7	0	32.5
5 - 6	*	19	*	*	*	*	*	19	0	29.5
6 - 7	*	47	*	*	*	*	*	47	0	32.2
7 - 8	*	146	*	*	*	*	*	146	0	28.8
8 - 9	*	236	*	*	*	*	*	236	0	25.9
9 - 10	*	159	*	*	*	*	*	159	0	25.2
10 - 11	*	152	*	*	*	*	*	152	0	26.6
11 - 12	84	177	*	*	*	*	*	130.5	0	25.1
12 - 13	125	147	*	*	*	*	*	136	0	27.6
13 - 14	119	127	*	*	*	*	*	123	0	27.4
14 - 15	157	174	*	*	*	*	*	165.5	0	26.9
15 - 16	184	211	*	*	*	*	*	197.5	0	25.35
16 - 17	220	268	*	*	*	*	*	244	0	26.6
17 - 18	256	291	*	*	*	*	*	273.5	0	26.75
18 - 19	155	228	*	*	*	*	*	191.5	0	27.75
19 - 20	92	143	*	*	*	*	*	117.5	0	28.65
20 - 21	74	65	*	*	*	*	*	69.5	0	29.25
21 - 22	47	43	*	*	*	*	*	45	0	29.25
22 - 23	18	34	*	*	*	*	*	26	0	28.75
23 - 24	6	8	*	*	*	*	*	7	0	27.5
Totals	1537	2697	0	0	0	0	0			
% of Total	36.3%	63.7%	0%	0%	0%	0%	0%			

Incoming Monthly Counts
2024 June Marsworth Road

from Mon-Apr-29-2024-11-00-AM to Wed-Jun-19-2024-02-59-PM

Hour	May 2024							Week Day Avg	Weekend Avg	Week Day 85% Avg Speed
	Monday	Tuesday	Wednesday	Thursday	Friday	Saturday	Sunday			
0 - 1	31	18	66	46	86	67	107	49.4	87	27.98
1 - 2	16	5	82	16	218	25	57	67.4	41	24.28
2 - 3	12	6	15	18	29	10	22	16	16	28.26
3 - 4	22	17	54	25	32	13	16	30	14.5	27.2
4 - 5	21	22	175	27	26	14	14	54.2	14	26.38
5 - 6	59	90	145	97	97	51	35	97.6	43	33.2
6 - 7	143	182	234	289	230	97	62	215.6	79.5	31.26
7 - 8	386	644	738	760	634	217	138	632.4	177.5	28.58
8 - 9	635	952	1140	1149	1069	381	193	989	287	25.14
9 - 10	480	495	719	715	720	579	399	625.8	489	25.86
10 - 11	528	544	754	730	724	627	555	656	591	25.64
11 - 12	585	555	746	738	878	600	594	700.4	597	25.96
12 - 13	566	640	754	715	796	602	626	694.2	614	26.08
13 - 14	535	571	777	616	663	526	541	632.4	533.5	27.1
14 - 15	585	688	950	877	801	533	594	780.2	563.5	26.92
15 - 16	682	749	919	985	931	445	548	853.2	496.5	25.56
16 - 17	778	967	1167	1286	1018	513	522	1043.2	517.5	26.82
17 - 18	735	1068	1428	1402	1057	512	406	1138	459	26.78
18 - 19	545	701	1022	967	767	458	394	800.4	426	27.7
19 - 20	368	407	572	578	568	344	320	498.6	332	28.7
20 - 21	256	305	428	415	397	247	228	360.2	237.5	28.78
21 - 22	163	163	276	274	293	207	165	233.8	186	28.4
22 - 23	72	119	161	172	207	185	86	146.2	135.5	28.42
23 - 24	37	124	50	74	119	174	54	80.8	114	28.18
Totals	8240	10032	13372	12971	12360	7427	6676			
% of Total	11.59%	14.11%	18.81%	18.25%	17.39%	10.45%	9.39%			

Incoming Monthly Counts
2024 June Marsworth Road

from Mon-Apr-29-2024-11-00-AM to Wed-Jun-19-2024-02-59-PM

	Jun 2024									
Hour	Monday	Tuesday	Wednesday	Thursday	Friday	Saturday	Sunday	Week Day Avg	Weekend Avg	Week Day 85% Avg Speed
0 - 1	47	17	9	6	10	44	50	17.8	47	29.5
1 - 2	30	12	8	11	5	19	24	13.2	21.5	27.84
2 - 3	9	18	8	5	6	89	16	9.2	52.5	27.66
3 - 4	25	13	11	13	12	58	7	14.8	32.5	27.32
4 - 5	33	16	14	14	8	14	12	17	13	29.66
5 - 6	60	68	73	39	40	28	20	56	24	32.98
6 - 7	167	187	162	117	102	81	56	147	68.5	31.2
7 - 8	472	572	568	317	284	169	115	442.6	142	28.22
8 - 9	736	796	838	514	507	286	194	678.2	240	24.78
9 - 10	413	396	425	317	316	388	294	373.4	341	25.68
10 - 11	495	413	404	348	335	493	390	399	441.5	25.34
11 - 12	408	480	433	320	426	493	453	413.4	473	25.4
12 - 13	510	468	394	324	389	494	450	417	472	25.84
13 - 14	456	405	339	284	349	465	511	366.6	488	27.08
14 - 15	507	508	350	386	352	493	518	420.6	505.5	26.72
15 - 16	588	531	345	388	511	450	597	472.6	523.5	25.16
16 - 17	751	759	507	495	505	405	595	603.4	500	26.42
17 - 18	883	902	611	605	506	425	446	701.4	435.5	26.4
18 - 19	551	625	399	374	370	382	310	463.8	346	27.88
19 - 20	352	341	271	217	219	291	261	280	276	28.3
20 - 21	199	204	183	159	169	203	155	182.8	179	28.94
21 - 22	166	149	95	132	107	140	104	129.8	122	28.2
22 - 23	67	100	53	87	57	127	71	72.8	99	28.12
23 - 24	21	46	17	29	54	75	43	33.4	59	29.38
Totals	7946	8026	6517	5501	5639	6112	5692			
% of Total	17.49%	17.67%	14.34%	12.11%	12.41%	13.45%	12.53%			

Incoming Weekly Speeds
2024 June Marsworth Road

from Mon-Apr-29-2024-11-00-AM to Wed-Jun-19-2024-02-59-PM

	29/04/2024	to	05/05/2024							
	Monday	Tuesday	Wednesday	Thursday	Friday	Saturday	Sunday	Week	Weekend	Week Day 85%
Hour	29/04/2024	30/04/2024	01/05/2024	02/05/2024	03/05/2024	04/05/2024	05/05/2024	Day Avg	Avg	Avg Speed
0 - 1	*	26.2	24.2	29	9.91	24.54	29.89	13.51	26.73	27.65
1 - 2	*	27	20.75	22	9	0	25.25	9.5	25.25	22.7
2 - 3	*	22.33	0	32	11.33	27	22.33	13.25	23.5	25
3 - 4	*	21.4	14.5	24.5	12.19	22.17	25.67	15.85	23.33	24.28
4 - 5	*	26.29	19.5	21.17	21.67	27.2	28.67	22.46	27.75	28.95
5 - 6	*	26	26.36	26.53	26.19	27.61	26.5	26.27	27.27	32.38
6 - 7	*	26.26	26.18	26.98	25.54	26.52	27.31	26.29	26.79	31.72
7 - 8	*	23.29	23.13	24.48	24.21	24.76	24.75	23.73	24.76	28.62
8 - 9	*	19.87	21.85	20.41	15.82	25.55	24.9	19.51	25.31	25.42
9 - 10	*	20.61	22.07	21.1	19.36	24.14	24.28	20.79	24.2	25.8
10 - 11	*	21.09	20.08	19.83	18.13	24.18	24.17	19.83	24.18	25.22
11 - 12	20.13	19.56	21.49	20.95	18.81	23.51	23.61	20.15	23.56	25.88
12 - 13	23.54	21.16	21.73	20.82	21.43	23.06	21.62	21.69	22.23	26.96
13 - 14	23.06	22.03	22.22	22.85	24.4	22.78	22.7	22.83	22.74	27.98
14 - 15	22.94	20.83	21.35	21.96	19.47	22.53	21.08	21.29	21.77	26.96
15 - 16	21.69	20.31	19.73	20.08	21.09	22.57	22.27	20.52	22.42	25.14
16 - 17	23.75	20.09	22.24	20.64	23.99	22.71	22.6	21.88	22.65	26.92
17 - 18	23.63	21.5	22.19	22.43	23.99	21.98	22.22	22.63	22.08	27.26
18 - 19	23.21	21.99	23.52	22.56	21.37	24.28	22.88	22.56	23.61	27.94
19 - 20	24.62	22.76	24.37	23.14	24.24	24.58	23.26	23.72	24.01	28.84
20 - 21	25.28	24.11	24.3	23.78	24.84	24.38	24.09	24.45	24.25	29.26
21 - 22	23.57	24.51	23.58	23.39	22.39	24.84	22.18	23.48	23.59	28.16
22 - 23	23.5	23.53	23.91	22.88	24.08	26	23.67	23.62	24.86	28.62
23 - 24	23.17	24	22.69	25.36	24	23.16	21.83	24.12	22.73	29
Totals	23.2	21.4	22.2	21.9	19.7	23.6	23			
% of Total	14.97%	13.81%	14.32%	14.13%	12.71%	15.23%	14.84%			

Incoming Weekly Speeds
2024 June Marsworth Road

from Mon-Apr-29-2024-11-00-AM to Wed-Jun-19-2024-02-59-PM

	06/05/2024	to	12/05/2024							
	Monday	Tuesday	Wednesday	Thursday	Friday	Saturday	Sunday	Week	Weekend	Week Day 85%
Hour	06/05/2024	07/05/2024	08/05/2024	09/05/2024	10/05/2024	11/05/2024	12/05/2024	Day Avg	Avg	Avg Speed
0 - 1	21.5	24.43	25.44	24.09	22	22.86	21.71	23.51	22.11	28.16
1 - 2	24	27	28	23.67	17	24.75	20.2	25.24	22.68	29.5
2 - 3	28.67	26	22	17	27	27	23	23.5	24.2	30.5
3 - 4	23.83	24	22	20.75	24.4	17	19.75	23.36	18.83	25.66
4 - 5	25	23.5	26.71	25.33	22	0	25.33	24.69	25.33	29.84
5 - 6	32.17	27.35	27.92	26.58	27.96	26.85	28.33	27.79	27.45	34.08
6 - 7	24.94	27	27.22	26.5	25.65	27.32	25.95	26.48	26.65	30.94
7 - 8	24.28	22.92	23.64	22.45	23.59	24.29	26.05	23.2	25.08	28.5
8 - 9	23.67	20.05	20.05	18.28	19.64	23.86	22.66	19.7	23.48	25.36
9 - 10	23.31	18.98	20.68	20.01	18.76	22.1	22.79	20.05	22.39	25.52
10 - 11	23.4	21.11	19.74	19.9	20.31	22.07	21.94	20.71	22.01	25.72
11 - 12	22.17	20.33	22.1	19.88	19.78	22.53	22.55	20.76	22.54	25.56
12 - 13	21.76	20.51	21.47	20.89	19.76	22.73	22.19	20.81	22.47	25.78
13 - 14	21.2	22.9	21.56	20.8	22.57	20.93	22.73	21.89	21.78	26.5
14 - 15	22.58	21.3	21.1	21.57	22.24	22.67	22	21.71	22.33	26.36
15 - 16	23.64	19.72	19.47	20.41	20.46	22.94	21.68	20.49	22.18	25.38
16 - 17	22.82	21.89	20.53	20.89	20.8	21.93	21.88	21.24	21.91	26.02
17 - 18	21.37	22.93	21.29	20.46	20.36	22.65	22.34	21.29	22.52	26.14
18 - 19	22.82	23.01	21.12	21.47	21.72	22.66	22.32	21.91	22.51	26.76
19 - 20	26.46	22.99	22.4	22.46	23.1	23.52	24.08	23.1	23.78	28.48
20 - 21	23.51	25.17	23.41	22.9	22.55	22.97	22.54	23.37	22.75	28.48
21 - 22	26.23	23.76	22	21.36	22.1	21.69	22.39	22.59	21.96	28.4
22 - 23	25.45	22.79	23.15	22.64	22.69	21.46	24.36	22.93	22.09	28.08
23 - 24	23.67	25.55	23.2	23.71	21.7	20.94	22.64	22.9	21.18	30.14
Totals	22.9	21.8	21.4	21	21.1	22.5	22.5			
% of Total	14.95%	14.23%	13.97%	13.71%	13.77%	14.69%	14.69%			

Incoming Weekly Speeds
2024 June Marsworth Road

from Mon-Apr-29-2024-11-00-AM to Wed-Jun-19-2024-02-59-PM

	13/05/2024	to	19/05/2024							
	Monday	Tuesday	Wednesday	Thursday	Friday	Saturday	Sunday	Week	Weekend	Week Day 85%
Hour	13/05/2024	14/05/2024	15/05/2024	16/05/2024	17/05/2024	18/05/2024	19/05/2024	Day Avg	Avg	Avg Speed
0 - 1	25.75	27	25.38	23.22	22	21	20.89	24.69	20.92	30.5
1 - 2	24.5	24.5	23.67	22	18.4	24.29	23.54	21.8	23.8	29
2 - 3	20.33	27	22.5	24.5	0	22.5	25.33	22.75	24.2	28.75
3 - 4	19.5	22.2	23.2	26	22	24.75	23	23.16	23.7	26.5
4 - 5	24.67	19.29	18.67	24.2	23.2	22.4	24	22.15	23.2	26.76
5 - 6	27.59	27.05	25.24	26.18	27.37	28.71	27.62	26.76	28	32.82
6 - 7	24.68	26.24	25.91	25.68	26.29	26.42	25.43	25.69	26.07	30.48
7 - 8	22.88	22.73	21.95	23.85	24.77	23.07	26.26	23.14	24.06	28.46
8 - 9	18.83	19	19.02	19.74	19.78	23.73	25.26	19.27	24.22	24.26
9 - 10	19.38	18.47	19.78	20.26	20.05	22.97	23.95	19.6	23.37	25.58
10 - 11	19.7	19.98	20.34	21.21	21.54	23.17	23.56	20.51	23.35	25.98
11 - 12	19.83	20.35	19.7	20.09	21.32	22.81	23.65	20.2	23.25	25.28
12 - 13	21.17	20.18	20.47	21.33	22.83	24.31	23.75	21.08	24.03	25.66
13 - 14	22.38	22.74	20.73	23.9	23.9	24.04	22.63	22.61	23.29	27.78
14 - 15	21.56	21.25	21.01	23.2	23.5	22.79	21.79	21.96	22.24	27.18
15 - 16	20.01	19.56	19.68	20.67	20.78	23.24	22.79	20.15	22.96	25.16
16 - 17	20.7	20.06	21.49	20.27	23.73	23.32	21.81	21.11	22.59	26.34
17 - 18	20.46	20.83	22.48	21.63	23.42	23.68	22.45	21.69	23.1	26.18
18 - 19	22.02	22.17	23.53	23.7	21.78	23.55	22.67	22.7	23.14	27.76
19 - 20	24.87	22.93	22.35	24.33	22.26	24.41	23.82	23.32	24.14	28.22
20 - 21	24.19	23.41	24.11	25.15	23.95	24.63	24.08	24.17	24.36	29.14
21 - 22	21.48	22.85	24.22	24.1	21.91	22.9	25.33	22.99	24.09	28.16
22 - 23	25.93	23.29	23.44	23.97	23.46	24.03	22.94	23.76	23.67	29.32
23 - 24	26.11	21.31	24.12	23.77	23.12	23.35	20.29	23.35	22.94	29.16
Totals	21.1	20.9	21.3	22	22.3	23.6	23.2			
% of Total	13.67%	13.54%	13.8%	14.25%	14.44%	15.28%	15.03%			

Incoming Weekly Speeds
2024 June Marsworth Road

from Mon-Apr-29-2024-11-00-AM to Wed-Jun-19-2024-02-59-PM

	20/05/2024	to	26/05/2024							
	Monday	Tuesday	Wednesday	Thursday	Friday	Saturday	Sunday	Week	Weekend	Week Day 85%
Hour	20/05/2024	21/05/2024	22/05/2024	23/05/2024	24/05/2024	25/05/2024	26/05/2024	Day Avg	Avg	Avg Speed
0 - 1	22.67	23.25	8.74	24.67	23.4	22.88	24.07	14.33	23.42	25.42
1 - 2	22	0	8.43	19.5	37	21.5	13.54	9.34	15.03	24.9
2 - 3	21	0	14.67	24.5	27	18.5	12.22	20.19	14.15	29.58
3 - 4	21.7	20.33	8.32	25.14	22	22	20.33	13.26	20.75	22.92
4 - 5	27.2	19.5	8.15	31	25.56	25.75	23.67	10.22	24.86	27.38
5 - 6	27.08	28.36	13.49	26.86	27.24	24.62	28	21.61	25.56	32.76
6 - 7	26.28	25.83	26.84	26.94	25.06	26.96	28	26.22	27.34	31.56
7 - 8	22.12	22.53	20.79	24.72	24.57	25.79	24.92	22.94	25.46	28.64
8 - 9	20.21	20.1	18.46	20.7	20.76	24.15	25.64	20.1	24.66	25.42
9 - 10	20.14	21.22	12.64	20.14	19.3	21.91	23.76	18.46	22.58	24.76
10 - 11	20.19	20.78	17.2	20.14	20.19	22.27	23.25	19.76	22.66	25.38
11 - 12	21.21	21.31	18.91	20.01	21	22.85	23.2	20.53	23.03	26.28
12 - 13	21.83	20.23	17.58	21.91	22.48	23.39	23.52	20.72	23.45	26.24
13 - 14	23.33	21.11	14.04	23.35	23.56	23.47	22.73	20.57	23.11	26.86
14 - 15	22.07	22.28	17.63	20.27	24.2	23.51	23.41	21.05	23.46	27
15 - 16	21.87	21.25	15.45	20.02	20.1	24.13	23.66	19.73	23.9	25.3
16 - 17	23.29	21.27	22.01	21.5	23.73	23.23	17.79	22.32	20.33	27.5
17 - 18	22.5	22.05	23.66	20.3	21.28	23.81	23.34	21.91	23.59	26.8
18 - 19	23.63	23.09	23.93	21.86	21.99	23.23	24.14	22.91	23.66	27.82
19 - 20	23.69	25.22	24.19	22.1	22.14	24.72	23.65	23.29	24.11	28.42
20 - 21	24.57	25.51	24.09	23.11	23.4	23.97	24.36	24.01	24.14	28.82
21 - 22	23.02	21.39	23.95	24.05	23.24	24.17	23.38	23.24	23.82	28.76
22 - 23	24.75	16.35	21.7	23.39	24.51	23.3	25.19	22.57	23.98	27.88
23 - 24	23.31	9.82	22.7	24.55	23.97	23.76	17.1	16.82	20.08	25.16
Totals	22.2	21.5	17.9	21.5	22.2	23.4	22.8			
% of Total	14.65%	14.19%	11.82%	14.19%	14.65%	15.45%	15.05%			

Incoming Weekly Speeds
2024 June Marsworth Road

from Mon-Apr-29-2024-11-00-AM to Wed-Jun-19-2024-02-59-PM

	27/05/2024	to	02/06/2024							
	Monday	Tuesday	Wednesday	Thursday	Friday	Saturday	Sunday	Week	Weekend	Week Day 85%
Hour	27/05/2024	28/05/2024	29/05/2024	30/05/2024	31/05/2024	01/06/2024	02/06/2024	Day Avg	Avg	Avg Speed
0 - 1	26.17	22	25.4	23.92	22.71	24.69	22.39	24.19	23.35	28.82
1 - 2	19.62	0	22	21.33	27	21.75	24.75	21.6	23.55	28.95
2 - 3	17	17	21.2	23.33	22	22.29	21.62	21.88	21.93	23.66
3 - 4	24.5	27	23	23.67	25.33	22	22	24.42	22	29
4 - 5	25.2	27.2	29.5	27.22	0	26.2	25.2	27.17	25.7	31.25
5 - 6	29.14	28.23	30.19	26.21	28.55	28.5	31.2	28.18	29.29	33.86
6 - 7	26.88	24.48	26.37	25.54	25.22	29.41	26.53	25.49	28.15	31.8
7 - 8	27.11	23.12	24.89	23.3	25.09	24.75	26.08	24.15	25.31	29.48
8 - 9	24.55	22.17	21.8	22.9	21.44	24.96	25.81	22.26	25.31	28.02
9 - 10	24.21	21.14	19.23	20.88	20.72	22.54	24.56	20.96	23.57	27.24
10 - 11	23.72	17.12	20.32	19.29	19.92	23.91	23.8	20.09	23.86	25.9
11 - 12	23.6	18.45	20.86	20.39	19.04	22.98	24.32	20.43	23.57	26.22
12 - 13	22.11	20.61	20.41	21.94	22.38	24.23	23.17	21.56	23.67	26.68
13 - 14	21.74	19.7	20.46	21.81	23.25	22.66	23.13	21.46	22.89	26.18
14 - 15	21.17	20.85	20.12	21.55	23.42	21.7	23.79	21.48	22.51	26.96
15 - 16	20.85	20.14	20.86	21.03	23.12	22.16	22.79	21.25	22.45	26.42
16 - 17	21.29	21.56	21.4	21.21	23.33	23.07	21.63	21.76	22.23	26.82
17 - 18	22.06	22.09	21.36	21.95	23.59	23.23	22.21	22.09	22.74	26.98
18 - 19	21.64	22.27	21.84	23.39	23.99	23.26	21.29	22.59	22.34	27.74
19 - 20	23.57	24.25	22.98	24.44	25.54	24.18	21	24.06	22.6	29.12
20 - 21	23.28	15.07	23.72	24.32	24.84	23.38	24.58	21.31	24.04	28.38
21 - 22	22.8	19.49	23.34	23	23.23	22.83	23.25	22.54	23.05	28.18
22 - 23	24.32	15.17	22.71	23.95	22.52	23.89	20.93	21.73	22.59	28.18
23 - 24	23.89	12.75	22.71	24.07	25.06	21.96	23.7	19.87	22.47	27.9
Totals	22.5	20.7	21.6	22.1	22.7	23.3	23.2			
% of Total	14.41%	13.26%	13.84%	14.16%	14.54%	14.93%	14.86%			

Incoming Weekly Speeds
2024 June Marsworth Road

from Mon-Apr-29-2024-11-00-AM to Wed-Jun-19-2024-02-59-PM

	03/06/2024	to	09/06/2024							
	Monday	Tuesday	Wednesday	Thursday	Friday	Saturday	Sunday	Week	Weekend	Week Day 85%
Hour	03/06/2024	04/06/2024	05/06/2024	06/06/2024	07/06/2024	08/06/2024	09/06/2024	Day Avg	Avg	Avg Speed
0 - 1	21.93	23.57	25	24.5	25	25.21	21.67	23.36	23.38	29.66
1 - 2	19.5	20.75	17	21.33	25.33	24.5	23.67	21.44	24.08	25.5
2 - 3	29.5	19.75	24.5	22	24	24.29	24.5	23.42	24.36	28.5
3 - 4	24.29	24.83	23.67	24.29	20.86	25.2	22	23.53	24.67	29.32
4 - 5	27	25.67	25.14	23.2	26	29.67	27	25.39	29	29.26
5 - 6	26.88	26.1	25.38	25.86	29.06	26.43	28.43	26.54	27.43	32
6 - 7	24.73	26.08	25.68	27.05	28.18	25.58	25.47	26.42	25.53	31.22
7 - 8	21.96	22.61	23.38	24.62	24.44	23.91	25.21	23.36	24.42	28.5
8 - 9	19.64	19.8	20.19	20.1	20.57	23.79	23.86	20.05	23.82	24.72
9 - 10	19.4	21.04	20.05	20.32	18.75	24.24	23.98	19.81	24.13	25.46
10 - 11	19.94	20.53	20.14	21.25	20.65	22.74	22.41	20.53	22.59	25.62
11 - 12	20.68	20.72	19.14	19.92	20.07	21.75	22.57	20.08	22.19	24.96
12 - 13	21.96	21.98	22.35	20.6	21.57	20.52	22.53	21.58	21.54	26.36
13 - 14	23.08	20.78	21.64	21.43	22.27	21.87	21.54	21.86	21.7	27.04
14 - 15	22.95	22.58	21.33	21.06	22.99	21.43	21.69	22.08	21.56	27.08
15 - 16	20.47	22.16	19.75	20.77	21.71	21.35	20.76	20.99	21.02	25.48
16 - 17	21.82	20.43	21.2	21.16	23.69	20.46	21.46	21.68	20.99	26.86
17 - 18	22.95	22.39	22.25	21.34	23.08	22.15	22.63	22.36	22.39	27.02
18 - 19	24.28	22.73	23.63	23.02	23.91	20.96	24.2	23.5	22.35	28.14
19 - 20	24.11	20.81	23.84	24.28	23.59	22.8	24.06	23.34	23.32	28.32
20 - 21	23.87	22.42	23.86	24.55	24.27	22.67	24.59	23.89	23.34	29.08
21 - 22	23.42	23.16	23.25	23.56	23.68	22.77	21.58	23.43	22.34	28.56
22 - 23	23	23.93	24.47	24.12	22.74	23.62	25.21	23.74	24	28.32
23 - 24	23.2	27.55	23.2	24.6	23.59	22.38	23.19	24.32	22.62	28.54
Totals	21.9	21.7	21.8	21.7	22.4	22.2	22.5			
% of Total	14.2%	14.07%	14.14%	14.07%	14.53%	14.4%	14.59%			

Incoming Weekly Speeds
2024 June Marsworth Road

from Mon-Apr-29-2024-11-00-AM to Wed-Jun-19-2024-02-59-PM

	10/06/2024	to	16/06/2024							
	Monday	Tuesday	Wednesday	Thursday	Friday	Saturday	Sunday	Week	Weekend	Week Day 85%
Hour	10/06/2024	11/06/2024	12/06/2024	13/06/2024	14/06/2024	15/06/2024	16/06/2024	Day Avg	Avg	Avg Speed
0 - 1	13.67	23.38	27	24.75	23	23.12	19.88	17.71	21.5	28.5
1 - 2	8.87	29	28.67	21.2	22.5	24.2	26.5	14.67	25.45	26.6
2 - 3	7.33	23.71	24.2	25.75	17	10.07	22.25	19.4	10.68	23.84
3 - 4	14.62	22.5	22	21.33	23.4	10.06	22.33	18.83	10.75	26.34
4 - 5	10.26	27.25	27.5	23.78	25.67	25.67	23.4	16.85	24.25	27.5
5 - 6	25.47	28.43	26.17	28.33	26	27.22	24.88	26.89	26.12	33.84
6 - 7	25.6	25.45	26.11	26.39	26.07	26.33	26	25.94	26.21	31.2
7 - 8	22.35	21.82	21.69	23.68	24.11	23.57	22.94	22.61	23.31	27.84
8 - 9	19.58	20.17	18.99	20.46	20.21	21.06	22.01	19.87	21.42	24.86
9 - 10	19.87	20.78	20.98	20.79	20.09	23.19	21.64	20.51	22.59	26.04
10 - 11	20.05	20.28	19.99	19.89	20.32	20.82	21.8	20.1	21.21	24.86
11 - 12	19.56	20.31	20.84	20.7	20.94	19.5	20.25	20.5	19.84	25.54
12 - 13	20.62	21.07	20.5	20.52	22.18	16.88	22.52	21.01	19.13	25.68
13 - 14	23.55	21.79	21.03	22.68	17.99	20.71	20.77	21.27	20.74	27.22
14 - 15	22.23	20.04	21.06	21.31	21.83	20.57	20.77	21.26	20.69	26.38
15 - 16	21.6	20.65	19.59	20.72	15.11	22	21.08	19.28	21.38	25.62
16 - 17	21.31	21.09	21.74	20.58	18.88	20.86	20.39	20.73	20.55	26.2
17 - 18	20.51	20.4	21.39	20.49	24.02	21.06	20.85	21.24	20.94	25.86
18 - 19	22.44	22.01	23.76	22.39	24.22	22.31	21.77	22.93	22.07	27.88
19 - 20	24.88	22.95	23.71	22.01	23.72	22.19	23.22	23.52	22.7	28.46
20 - 21	24.48	23.01	24.19	23.21	24.42	23.32	24.48	23.88	23.78	28.76
21 - 22	22.52	21.9	24.09	21.05	22.6	23.02	25.69	22.37	24.11	27.24
22 - 23	23.65	24	23.41	20	21.91	22.83	22.34	22.37	22.64	27.88
23 - 24	25.8	24.25	20.71	25.79	23.5	19.79	22.59	24.18	21.32	29.16
Totals	21.2	21.2	21.5	21.4	21	20.5	21.4			
% of Total	14.3%	14.3%	14.51%	14.44%	14.17%	13.83%	14.44%			

Incoming Weekly Speeds
2024 June Marsworth Road

from Mon-Apr-29-2024-11-00-AM to Wed-Jun-19-2024-02-59-PM

	17/06/2024	to	23/06/2024							
	Monday	Tuesday	Wednesday	Thursday	Friday	Saturday	Sunday	Week	Weekend	Week Day 85%
Hour	17/06/2024	18/06/2024	19/06/2024	20/06/2024	21/06/2024	22/06/2024	23/06/2024	Day Avg	Avg	Avg Speed
0 - 1	28	22	25.33	*	*	*	*	26.18	*	34.17
1 - 2	22.4	23.2	26	*	*	*	*	23.71	*	25.77
2 - 3	22	19.43	27	*	*	*	*	20.56	*	26.1
3 - 4	23.2	22.2	22.2	*	*	*	*	22.53	*	25.83
4 - 5	27.2	23.67	25	*	*	*	*	25.19	*	30.83
5 - 6	25.61	25.38	27.5	*	*	*	*	26.25	*	32.6
6 - 7	26.62	25.01	26.16	*	*	*	*	25.88	*	30.8
7 - 8	22.26	20.57	24.38	*	*	*	*	22.33	*	27.87
8 - 9	20.14	19.04	21.57	*	*	*	*	20.29	*	24.97
9 - 10	20.87	19.47	21.36	*	*	*	*	20.58	*	25.9
10 - 11	21.71	19.59	20.49	*	*	*	*	20.66	*	25.97
11 - 12	21.36	20.27	20.67	*	*	*	*	20.72	*	25.97
12 - 13	21.45	20.88	21.11	*	*	*	*	21.15	*	25.53
13 - 14	22.15	21.36	23.44	*	*	*	*	22.07	*	26.93
14 - 15	21.82	21.45	0	*	*	*	*	21.65	*	26.5
15 - 16	20.24	19.75	*	*	*	*	*	19.99	*	24.55
16 - 17	20.06	20.69	*	*	*	*	*	20.38	*	25.05
17 - 18	19.78	22.13	*	*	*	*	*	20.89	*	25.4
18 - 19	20.6	22.45	*	*	*	*	*	21.62	*	26.4
19 - 20	21.42	23.6	*	*	*	*	*	22.59	*	27.2
20 - 21	22.99	24.75	*	*	*	*	*	23.89	*	28.85
21 - 22	22.13	25	*	*	*	*	*	23.49	*	28.75
22 - 23	22.85	22.97	*	*	*	*	*	22.92	*	28.55
23 - 24	24.67	25.13	*	*	*	*	*	25.03	*	30.4
Totals	21.2	21.3	22.2	0	0	0	0			
% of Total	32.77%	32.92%	34.31%	0%	0%	0%	0%			

Incoming Monthly Speeds
2024 June Marsworth Road

from Mon-Apr-29-2024-11-00-AM to Wed-Jun-19-2024-02-59-PM

	Apr 2024							Week	Weekend	Week Day 85%
Hour	Monday	Tuesday	Wednesday	Thursday	Friday	Saturday	Sunday	Day Avg	Avg	Avg Speed
0 - 1	*	26.2	*	*	*	*	*	26.2	*	28.8
1 - 2	*	27	*	*	*	*	*	27	*	30
2 - 3	*	22.33	*	*	*	*	*	22.33	*	25
3 - 4	*	21.4	*	*	*	*	*	21.4	*	23.8
4 - 5	*	26.29	*	*	*	*	*	26.29	*	32.5
5 - 6	*	26	*	*	*	*	*	26	*	29.5
6 - 7	*	26.26	*	*	*	*	*	26.26	*	32.2
7 - 8	*	23.29	*	*	*	*	*	23.29	*	28.8
8 - 9	*	19.87	*	*	*	*	*	19.87	*	25.9
9 - 10	*	20.61	*	*	*	*	*	20.61	*	25.2
10 - 11	*	21.09	*	*	*	*	*	21.09	*	26.6
11 - 12	20.13	19.56	*	*	*	*	*	19.75	*	25.1
12 - 13	23.54	21.16	*	*	*	*	*	22.25	*	27.6
13 - 14	23.06	22.03	*	*	*	*	*	22.53	*	27.4
14 - 15	22.94	20.83	*	*	*	*	*	21.83	*	26.9
15 - 16	21.69	20.31	*	*	*	*	*	20.95	*	25.35
16 - 17	23.75	20.09	*	*	*	*	*	21.74	*	26.6
17 - 18	23.63	21.5	*	*	*	*	*	22.5	*	26.75
18 - 19	23.21	21.99	*	*	*	*	*	22.48	*	27.75
19 - 20	24.62	22.76	*	*	*	*	*	23.49	*	28.65
20 - 21	25.28	24.11	*	*	*	*	*	24.73	*	29.25
21 - 22	23.57	24.51	*	*	*	*	*	24.02	*	29.25
22 - 23	23.5	23.53	*	*	*	*	*	23.52	*	28.75
23 - 24	23.17	24	*	*	*	*	*	23.64	*	27.5
Totals	23.2	21.4	0	0	0	0	0			
% of Total	52.02%	47.98%	0%	0%	0%	0%	0%			

Incoming Monthly Speeds
2024 June Marsworth Road

from Mon-Apr-29-2024-11-00-AM to Wed-Jun-19-2024-02-59-PM

	May 2024							Week	Weekend	Week Day 85%
Hour	Monday	Tuesday	Wednesday	Thursday	Friday	Saturday	Sunday	Day Avg	Avg	Avg Speed
0 - 1	23.29	24.61	15.47	24.8	12.72	22.97	22.5	17.9	22.68	27.98
1 - 2	21.75	26	11.28	21.75	9.63	23.84	18.63	11.42	20.22	24.28
2 - 3	22.42	24.67	18.87	22.67	13.86	22.7	18.82	18.87	20.03	28.26
3 - 4	22.59	23.35	11.81	24.28	16.25	22.15	22.19	17.73	22.17	27.2
4 - 5	25.48	22.64	9.82	25.67	23.35	25.07	25.21	14.95	25.14	26.38
5 - 6	28.03	27.78	21.32	26.47	27.55	26.8	27.6	25.58	27.13	33.2
6 - 7	25.55	25.86	26.53	26.31	25.55	26.78	26.58	26.02	26.7	31.26
7 - 8	23.04	22.81	22.81	23.75	24.42	24.47	25.46	23.39	24.85	28.58
8 - 9	20.26	20.16	20.17	20.13	19.28	24.26	24.62	19.98	24.38	25.14
9 - 10	20.99	19.94	18.47	20.47	19.59	22.74	23.69	19.8	23.13	25.86
10 - 11	21.57	19.86	19.6	20.06	19.95	22.86	23.2	20.14	23.02	25.64
11 - 12	21.67	20.18	20.66	20.24	19.93	22.94	23.25	20.48	23.09	25.96
12 - 13	21.74	20.37	20.23	21.39	21.69	23.43	22.74	21.07	23.07	26.08
13 - 14	22.18	21.47	19.47	22.57	23.43	22.73	22.7	21.72	22.71	27.1
14 - 15	21.84	21.42	20.16	21.67	22.52	22.85	22.02	21.46	22.41	26.92
15 - 16	21.29	20.16	19	20.43	21.11	23.17	22.48	20.36	22.79	25.56
16 - 17	21.94	21.18	21.49	20.9	23.02	22.82	20.94	21.65	21.87	26.82
17 - 18	21.6	21.94	22.11	21.33	22.4	22.96	22.59	21.87	22.79	26.78
18 - 19	22.62	22.65	22.72	22.6	22.15	23.42	23.01	22.55	23.23	27.7
19 - 20	24.43	23.75	23.23	23.23	23.25	24.28	23.71	23.5	24.01	28.7
20 - 21	23.95	20.81	23.9	23.67	23.8	23.97	23.7	23.31	23.84	28.78
21 - 22	23.15	21.83	23.39	23.16	22.53	23.29	23.41	22.87	23.34	28.4
22 - 23	24.9	19.68	23.01	23.37	23.36	22.89	24.1	22.84	23.27	28.42
23 - 24	24.16	13.45	22.98	24.41	23.31	22.17	20	20.52	21.66	28.18
Totals	22.1	21.2	20.9	21.7	21.6	23.3	22.9			
% of Total	14.38%	13.79%	13.6%	14.12%	14.05%	15.16%	14.9%			

Incoming Monthly Speeds
2024 June Marsworth Road

from Mon-Apr-29-2024-11-00-AM to Wed-Jun-19-2024-02-59-PM

	Jun 2024							Week	Weekend	Week Day 85%
Hour	Monday	Tuesday	Wednesday	Thursday	Friday	Saturday	Sunday	Day Avg	Avg	Avg Speed
0 - 1	17.96	23.29	25.33	24.67	24	24.25	21.32	20.85	22.69	29.5
1 - 2	11.83	23.83	25.88	21.27	24.2	23.26	24.92	18.23	24.19	27.84
2 - 3	13.89	21.17	24.62	25	20.5	12.15	22.5	20.67	13.72	27.66
3 - 4	19.04	23.46	22.55	22.92	21.92	11.98	22.14	21.49	13.08	27.32
4 - 5	15.36	25.31	25.43	23.57	25.88	27.57	24.75	21.24	26.27	29.66
5 - 6	26.1	26.63	26.38	27	27.3	27.57	27.7	26.6	27.63	32.98
6 - 7	25.72	25.5	26	26.72	27.33	26.93	25.98	26.11	26.54	31.2
7 - 8	22.19	21.64	23.09	24.13	24.29	24.07	24.81	22.83	24.37	28.22
8 - 9	19.79	19.68	20.25	20.26	20.37	22.94	23.66	20.04	23.23	24.78
9 - 10	20.04	20.35	20.82	20.56	19.35	23.36	23.52	20.26	23.43	25.68
10 - 11	20.55	20.12	20.18	20.56	20.5	22.31	22.64	20.38	22.45	25.34
11 - 12	20.49	20.42	20.21	20.29	20.51	21.31	22.27	20.39	21.77	25.4
12 - 13	21.22	21.24	21.19	20.56	21.87	20.1	22.75	21.24	21.36	25.84
13 - 14	22.91	21.32	21.72	22.07	19.98	21.73	21.72	21.65	21.72	27.08
14 - 15	22.28	21.15	21.19	21.17	22.4	21.26	21.73	21.64	21.5	26.72
15 - 16	20.8	20.72	19.67	20.74	18.27	21.81	21.33	20.06	21.54	25.16
16 - 17	21.06	20.73	21.49	20.86	21.36	21.35	21.02	21.07	21.15	26.42
17 - 18	20.98	21.6	21.82	20.94	23.52	22.03	21.75	21.64	21.89	26.4
18 - 19	22.44	22.39	23.69	22.7	24.06	22.12	22.42	22.94	22.25	27.88
19 - 20	23.45	22.49	23.77	23.2	23.65	23.04	22.64	23.27	22.85	28.3
20 - 21	23.75	23.49	24.01	23.95	24.34	23.07	24.55	23.89	23.72	28.94
21 - 22	22.64	23.57	23.66	22.38	23.07	22.86	23.43	23.02	23.11	28.2
22 - 23	23.16	23.61	23.79	22.03	22.25	23.41	22.35	22.96	23.03	28.12
23 - 24	24.86	25.48	22.18	25.17	23.56	21.76	23.07	24.39	22.24	29.38
Totals	21.4	21.4	21.7	21.6	21.7	21.9	22.3			
% of Total	14.08%	14.08%	14.28%	14.21%	14.28%	14.41%	14.67%			

Incoming Weekly EightyFifthSpeeds
2024 June Marsworth Road

from Mon-Apr-29-2024-11-00-AM to Wed-Jun-19-2024-02-59-PM

	29/04/2024	to	05/05/2024							
	Monday	Tuesday	Wednesday	Thursday	Friday	Saturday	Sunday	Week	Weekend	Week Day 85%
Hour	29/04/2024	30/04/2024	01/05/2024	02/05/2024	03/05/2024	04/05/2024	05/05/2024	Day Avg	Avg	Avg Speed
0 - 1	*	28.8	28.3	40	13.5	30	50	27.65	40	27.65
1 - 2	*	30	23.3	25	12.5	0	35	22.7	35	22.7
2 - 3	*	25	0	35	15	30	25	25	27.5	25
3 - 4	*	23.8	20	30	23.3	25	35	24.28	30	24.28
4 - 5	*	32.5	25	30	28.3	30	40	28.95	35	28.95
5 - 6	*	29.5	32.5	35	32.5	35	32.5	32.38	33.75	32.38
6 - 7	*	32.2	31.2	32.5	31	32	32.5	31.72	32.25	31.72
7 - 8	*	28.8	28.4	28.9	28.4	30	31.4	28.62	30.7	28.62
8 - 9	*	25.9	26.4	25.5	23.9	29.4	29.1	25.42	29.25	25.42
9 - 10	*	25.2	26.2	27	24.8	28.7	28.8	25.8	28.75	25.8
10 - 11	*	26.6	24.7	24.8	24.8	28.8	28.7	25.22	28.75	25.22
11 - 12	25	25.2	26.4	27.6	25.2	27.9	27.9	25.88	27.9	25.88
12 - 13	28.2	27	26.8	25.7	27.1	28	27.1	26.96	27.55	26.96
13 - 14	28.1	26.7	28	27.9	29.2	26.7	27.7	27.98	27.2	27.98
14 - 15	27.9	25.9	26.2	27.5	27.3	27.3	26.2	26.96	26.75	26.96
15 - 16	26.2	24.5	24.6	25	25.4	27.1	27.6	25.14	27.35	25.14
16 - 17	28.3	24.9	27.1	25.3	29	27	27.6	26.92	27.3	26.92
17 - 18	28.3	25.2	26.8	27.5	28.5	27.5	27.5	27.26	27.5	27.26
18 - 19	28.1	27.4	28	28.2	28	28.8	28.3	27.94	28.55	27.94
19 - 20	29.5	27.8	29.1	28.8	29	29.1	29.7	28.84	29.4	28.84
20 - 21	29.3	29.2	28.7	28.6	30.5	29.1	29	29.26	29.05	29.26
21 - 22	28.9	29.6	28.8	28.5	25	29.5	27.1	28.16	28.3	28.16
22 - 23	28.3	29.2	28.3	28.9	28.4	31.2	27.9	28.62	29.55	28.62
23 - 24	25	30	30	30	30	28.6	25	29	26.8	29
Totals	361.1	660.9	624.8	693.2	620.6	666.7	726.6			
% of Total	8.29%	15.18%	14.35%	15.92%	14.25%	15.31%	16.69%			

Incoming Weekly EightyFifthSpeeds
2024 June Marsworth Road

from Mon-Apr-29-2024-11-00-AM to Wed-Jun-19-2024-02-59-PM

	06/05/2024	to	12/05/2024							
	Monday	Tuesday	Wednesday	Thursday	Friday	Saturday	Sunday	Week	Weekend	Week Day 85%
Hour	06/05/2024	07/05/2024	08/05/2024	09/05/2024	10/05/2024	11/05/2024	12/05/2024	Day Avg	Avg	Avg Speed
0 - 1	26.7	28.3	30	28.3	27.5	28	27.1	28.16	27.55	28.16
1 - 2	27.5	35	35	30	20	31.7	23.8	29.5	27.75	29.5
2 - 3	40	30	30	22.5	30	30	25	30.5	27.5	30.5
3 - 4	25	27.5	25	23.3	27.5	20	22.5	25.66	21.25	25.66
4 - 5	30	30	29.2	35	25	0	30	29.84	30	29.84
5 - 6	37.5	33	33.8	32.5	33.6	35	37.5	34.08	36.25	34.08
6 - 7	29.2	31.9	31.7	29.8	32.1	33.3	32.5	30.94	32.9	30.94
7 - 8	29.4	28.1	28.4	27.8	28.8	29.4	29.8	28.5	29.6	28.5
8 - 9	28.2	25.1	24.9	24.1	24.5	28.8	28.5	25.36	28.65	25.36
9 - 10	28.2	24.3	25.8	25	24.3	27.3	27.9	25.52	27.6	25.52
10 - 11	27.8	25.9	24.7	24.6	25.6	26.7	26.2	25.72	26.45	25.72
11 - 12	25.8	25.2	27.9	24.4	24.5	27.6	27.9	25.56	27.75	25.56
12 - 13	26.2	26	25.9	26.1	24.7	27.8	27.2	25.78	27.5	25.78
13 - 14	26.4	27.7	24.8	26.1	27.5	25.5	28.1	26.5	26.8	26.5
14 - 15	27.2	26.1	25	26.1	27.4	27.3	27.1	26.36	27.2	26.36
15 - 16	28.6	24.9	24.3	24.6	24.5	28.5	26	25.38	27.25	25.38
16 - 17	27.8	26.9	25.5	25	24.9	26.6	26.7	26.02	26.65	26.02
17 - 18	26.2	27.3	25.9	25.9	25.4	27.1	27.3	26.14	27.2	26.14
18 - 19	27.9	27.6	25.5	26.7	26.1	27.4	28.1	26.76	27.75	26.76
19 - 20	30.7	28.7	27.4	27.4	28.2	28.3	28.6	28.48	28.45	28.48
20 - 21	29.5	29.8	28.2	28.1	26.8	28.1	27.8	28.48	27.95	28.48
21 - 22	33	29.4	26.5	26.2	26.9	26.4	27.8	28.4	27.1	28.4
22 - 23	29	27.9	27.9	28.1	27.5	26.2	29.4	28.08	27.8	28.08
23 - 24	35	29	30	30	26.7	24.4	30	30.14	27.2	30.14
Totals	702.8	675.6	663.3	647.6	640	641.4	672.8			
% of Total	15.14%	14.55%	14.28%	13.95%	13.78%	13.81%	14.49%			

Incoming Weekly EightyFifthSpeeds
2024 June Marsworth Road

from Mon-Apr-29-2024-11-00-AM to Wed-Jun-19-2024-02-59-PM

	13/05/2024	to	19/05/2024							
	Monday	Tuesday	Wednesday	Thursday	Friday	Saturday	Sunday	Week	Weekend	Week Day 85%
Hour	13/05/2024	14/05/2024	15/05/2024	16/05/2024	17/05/2024	18/05/2024	19/05/2024	Day Avg	Avg	Avg Speed
0 - 1	30	32.5	35	30	25	25	26.2	30.5	25.6	30.5
1 - 2	35	30	30	30	20	28.8	30	29	29.4	29
2 - 3	30	30	25	30	0	25	30	28.75	27.5	28.75
3 - 4	25	25	25	32.5	25	28.3	27.5	26.5	27.9	26.5
4 - 5	28.8	27.5	25	27.5	25	25	30	26.76	27.5	26.76
5 - 6	33.3	33.3	32	32.5	33	30	32.5	32.82	31.25	32.82
6 - 7	29.3	31	30	30	32.1	31.2	31.7	30.48	31.45	30.48
7 - 8	28.6	27.9	27.9	28.7	29.2	28.2	32.5	28.46	30.35	28.46
8 - 9	24	24.5	23.7	24.4	24.7	28.6	29.8	24.26	29.2	24.26
9 - 10	24.8	25.6	26.2	25.5	25.8	28.2	28.7	25.58	28.45	25.58
10 - 11	24.7	25.3	25.8	26.7	27.4	27.7	28.2	25.98	27.95	25.98
11 - 12	24.9	25.6	25.2	24.9	25.8	27.4	28.4	25.28	27.9	25.28
12 - 13	26.1	24.5	24.4	25.8	27.5	28.6	28.4	25.66	28.5	25.66
13 - 14	27	27.8	26.3	28.6	29.2	28.7	27.4	27.78	28.05	27.78
14 - 15	26.3	26.4	26.7	27.8	28.7	27.5	25.6	27.18	26.55	27.18
15 - 16	24.6	24.6	24.8	26	25.8	27.7	27.9	25.16	27.8	25.16
16 - 17	25.9	24.9	27.1	25.6	28.2	28.1	27.2	26.34	27.65	26.34
17 - 18	25	24.9	27	25.4	28.6	28	27.5	26.18	27.75	26.18
18 - 19	27.8	27.6	28.1	28.4	26.9	28.2	28.3	27.76	28.25	27.76
19 - 20	29.7	28.5	27	28.6	27.3	28.8	28.5	28.22	28.65	28.22
20 - 21	29.2	28.6	28.9	29.8	29.2	29	28.6	29.14	28.8	29.14
21 - 22	26	29	29.4	29.1	27.3	27.5	31.9	28.16	29.7	28.16
22 - 23	31.7	29.3	28.5	29.2	27.9	29.3	28.3	29.32	28.8	29.32
23 - 24	33.3	28	29	28	27.5	28.8	25	29.16	26.9	29.16
Totals	671	662.3	658	675	627.1	673.6	690.1			
% of Total	14.41%	14.22%	14.13%	14.49%	13.47%	14.46%	14.82%			

Incoming Weekly EightyFifthSpeeds
2024 June Marsworth Road

from Mon-Apr-29-2024-11-00-AM to Wed-Jun-19-2024-02-59-PM

	20/05/2024	to	26/05/2024							
	Monday	Tuesday	Wednesday	Thursday	Friday	Saturday	Sunday	Week	Weekend	Week Day 85%
Hour	20/05/2024	21/05/2024	22/05/2024	23/05/2024	24/05/2024	25/05/2024	26/05/2024	Day Avg	Avg	Avg Speed
0 - 1	32.5	27.5	9.6	30	27.5	28.8	28.8	25.42	28.8	25.42
1 - 2	25	0	9.6	25	40	27.5	25	24.9	26.25	24.9
2 - 3	30	0	23.3	30	35	22.5	23.3	29.58	22.9	29.58
3 - 4	25	25	9.6	30	25	25	25	22.92	25	22.92
4 - 5	29	30	9.6	33.3	35	28.3	30	27.38	29.15	27.38
5 - 6	34	36.2	26.1	32.5	35	31.7	35	32.76	33.35	32.76
6 - 7	31.5	31.2	33.6	31.7	29.8	32.5	33.3	31.56	32.9	31.56
7 - 8	28	28.1	28.6	29.1	29.4	29.8	29	28.64	29.4	28.64
8 - 9	24.7	25.3	24.5	25.9	26.7	28.8	30	25.42	29.4	25.42
9 - 10	24.7	27	21.9	25.8	24.4	26.6	28.8	24.76	27.7	24.76
10 - 11	26.5	25.9	24.6	24.9	25	27.9	28.3	25.38	28.1	25.38
11 - 12	26.3	26.9	26.7	24.8	26.7	27	28.5	26.28	27.75	26.28
12 - 13	27.3	24.9	25.4	26.8	26.8	28.3	28.1	26.24	28.2	26.24
13 - 14	28.1	25.9	23.8	28.3	28.2	27.8	27.4	26.86	27.6	26.86
14 - 15	26.8	26.8	27	25.6	28.8	28.1	28.1	27	28.1	27
15 - 16	26.5	27.1	22.7	25	25.2	28.8	29	25.3	28.9	25.3
16 - 17	28.1	26.7	27.6	26.4	28.7	27.4	26.7	27.5	27.05	27.5
17 - 18	27	27.3	27.9	25.3	26.5	28.5	27.5	26.8	28	26.8
18 - 19	28.1	28.2	28.6	27.2	27	28.3	29	27.82	28.65	27.82
19 - 20	28.4	30	29.4	27.2	27.1	29.2	29	28.42	29.1	28.42
20 - 21	28.9	29.8	29	28.2	28.2	28.7	29.4	28.82	29.05	28.82
21 - 22	29.1	28.6	29.1	28.9	28.1	28.9	28.8	28.76	28.85	28.76
22 - 23	30	24.2	27.5	28.8	28.9	27.8	29.1	27.88	28.45	27.88
23 - 24	28.8	12.5	26.7	28.3	29.5	28.3	27	25.16	27.65	25.16
Totals	674.3	595.1	572.4	669	692.5	676.5	684.1			
% of Total	14.77%	13.04%	12.54%	14.66%	15.17%	14.82%	14.99%			

Incoming Weekly EightyFifthSpeeds
2024 June Marsworth Road

from Mon-Apr-29-2024-11-00-AM to Wed-Jun-19-2024-02-59-PM

	27/05/2024	to	02/06/2024							
	Monday	Tuesday	Wednesday	Thursday	Friday	Saturday	Sunday	Week	Weekend	Week Day 85%
Hour	27/05/2024	28/05/2024	29/05/2024	30/05/2024	31/05/2024	01/06/2024	02/06/2024	Day Avg	Avg	Avg Speed
0 - 1	32.5	25	28.3	30	28.3	28.6	26.2	28.82	27.4	28.82
1 - 2	28.3	0	30	27.5	30	28.3	29	28.95	28.65	28.95
2 - 3	20	20	25	28.3	25	25	24.3	23.66	24.65	23.66
3 - 4	25	35	25	30	30	30	30	29	30	29
4 - 5	25	30	35	35	0	32.5	30	31.25	31.25	31.25
5 - 6	35	33.3	34.3	31.7	35	32.5	35	33.86	33.75	33.86
6 - 7	33.8	30	32	31.4	31.8	40	29.2	31.8	34.6	31.8
7 - 8	32.5	28.1	29.2	28.5	29.1	30	30	29.48	30	29.48
8 - 9	29.4	27.6	27.8	28.4	26.9	29.6	30.8	28.02	30.2	28.02
9 - 10	28.8	27.9	26.2	27	26.3	27.7	28.9	27.24	28.3	27.24
10 - 11	28.7	24.2	26.2	25.5	24.9	28.6	28.4	25.9	28.5	25.9
11 - 12	28.1	25.3	26.7	26.8	24.2	27.8	29.2	26.22	28.5	26.22
12 - 13	26.5	26.1	25.7	27.7	27.4	28.6	27.8	26.68	28.2	26.68
13 - 14	25.9	24.8	25.2	27.1	27.9	27.6	27.9	26.18	27.75	26.18
14 - 15	27	26.2	25.8	27.1	28.7	26.9	28.7	26.96	27.8	26.96
15 - 16	24.9	25.7	26.5	27	28	26.2	27.7	26.42	26.95	26.42
16 - 17	26.1	26.7	27	26.3	28	27.5	26.2	26.82	26.85	26.82
17 - 18	26.7	27.2	26	26.7	28.3	28.2	27.3	26.98	27.75	26.98
18 - 19	27.1	27.8	26.9	28.5	28.4	27.7	27.5	27.74	27.6	27.74
19 - 20	29	29.7	28	29	29.9	28.7	27.2	29.12	27.95	29.12
20 - 21	28.6	25.6	29.1	29	29.6	28.1	29.8	28.38	28.95	28.38
21 - 22	28	28.6	28.1	28.3	27.9	27	28.3	28.18	27.65	28.18
22 - 23	29.2	26.4	28.8	28.5	28	29.4	25	28.18	27.2	28.18
23 - 24	30	23.3	28	28.8	29.4	25	27.5	27.9	26.25	27.9
Totals	676.1	624.5	670.8	684.1	653	691.5	681.9			
% of Total	14.44%	13.34%	14.33%	14.61%	13.95%	14.77%	14.56%			

Incoming Weekly EightyFifthSpeeds
2024 June Marsworth Road

from Mon-Apr-29-2024-11-00-AM to Wed-Jun-19-2024-02-59-PM

	03/06/2024	to	09/06/2024							
	Monday	Tuesday	Wednesday	Thursday	Friday	Saturday	Sunday	Week	Weekend	Week Day 85%
Hour	03/06/2024	04/06/2024	05/06/2024	06/06/2024	07/06/2024	08/06/2024	09/06/2024	Day Avg	Avg	Avg Speed
0 - 1	28.3	30	30	30	30	29.2	24.6	29.66	26.9	29.66
1 - 2	25	25	20	27.5	30	30	30	25.5	30	25.5
2 - 3	35	22.5	30	25	30	28.8	27.5	28.5	28.15	28.5
3 - 4	28.3	28.3	35	30	25	30	25	29.32	27.5	29.32
4 - 5	30	28.8	30	27.5	30	35	30	29.26	32.5	29.26
5 - 6	33.8	31.7	32	30	32.5	32.5	35	32	33.75	32
6 - 7	30	30	31.4	31.7	33	30	29.4	31.22	29.7	31.22
7 - 8	28.1	27.6	28.7	28.7	29.4	28.4	31.4	28.5	29.9	28.5
8 - 9	24.6	24.5	24.7	24.6	25.2	28.5	28.8	24.72	28.65	24.72
9 - 10	24.5	27	25.2	26.2	24.4	29	28.3	25.46	28.65	25.46
10 - 11	25.2	24.7	26.2	26.1	25.9	27.5	27.4	25.62	27.45	25.62
11 - 12	25	25.6	24.4	25	24.8	26.4	27.1	24.96	26.75	24.96
12 - 13	26.3	26.7	27.8	24.8	26.2	24.8	26.9	26.36	25.85	26.36
13 - 14	27.5	27.1	27.1	26.2	27.3	27.3	26.8	27.04	27.05	27.04
14 - 15	27.4	28.1	26.2	26	27.7	25.5	26.7	27.08	26.1	27.08
15 - 16	24.8	26.7	24.5	24.8	26.6	26.6	24.9	25.48	25.75	25.48
16 - 17	26.4	26.6	26.8	26.4	28.1	25.3	24.9	26.86	25.1	26.86
17 - 18	27.9	26.8	26.9	26	27.5	27.3	28	27.02	27.65	27.02
18 - 19	28.9	27.5	28	28.1	28.2	24.9	29.6	28.14	27.25	28.14
19 - 20	28.7	27.2	28.4	29.1	28.2	28	28.5	28.32	28.25	28.32
20 - 21	28.5	30	28.6	29.4	28.9	27.8	30	29.08	28.9	29.08
21 - 22	28.2	29.3	28.2	28.5	28.6	27.7	27.5	28.56	27.6	28.56
22 - 23	26.2	28.9	29.3	29.2	28	29	30	28.32	29.5	28.32
23 - 24	25	32.5	27.5	29.2	28.5	27.9	30	28.54	28.95	28.54
Totals	663.6	663.1	666.9	660	674	677.4	678.3			
% of Total	14.17%	14.16%	14.24%	14.09%	14.39%	14.46%	14.48%			

Incoming Weekly EightyFifthSpeeds
2024 June Marsworth Road

from Mon-Apr-29-2024-11-00-AM to Wed-Jun-19-2024-02-59-PM

	10/06/2024	to	16/06/2024							
	Monday	Tuesday	Wednesday	Thursday	Friday	Saturday	Sunday	Week	Weekend	Week Day 85%
Hour	10/06/2024	11/06/2024	12/06/2024	13/06/2024	14/06/2024	15/06/2024	16/06/2024	Day Avg	Avg	Avg Speed
0 - 1	26.7	30	30	28.3	27.5	29	24	28.5	26.5	28.5
1 - 2	13	35	35	25	25	27.5	29	26.6	28.25	26.6
2 - 3	9.2	27.5	27.5	30	25	13.8	23.8	23.84	18.8	23.84
3 - 4	26.7	25	30	25	25	13.1	25	26.34	19.05	26.34
4 - 5	15	30	30	32.5	30	30	25	27.5	27.5	27.5
5 - 6	31.7	35	35	35	32.5	32.5	28.8	33.84	30.65	33.84
6 - 7	31.8	32	31.5	29.9	30.8	31.7	30	31.2	30.85	31.2
7 - 8	27.3	27.1	27.6	28.6	28.6	28	28.5	27.84	28.25	27.84
8 - 9	25.2	25	24.3	24.8	25	27.7	27.3	24.86	27.5	24.86
9 - 10	26.1	25.9	26.8	26.2	25.2	28.1	27.5	26.04	27.8	26.04
10 - 11	24.8	24.8	25.4	24.7	24.6	25.2	27	24.86	26.1	24.86
11 - 12	24.6	26	24.9	25.2	27	25.8	24.8	25.54	25.3	25.54
12 - 13	25.5	25.2	25.2	25.8	26.7	23.7	27.3	25.68	25.5	25.68
13 - 14	28.3	27.5	25.8	27.3	27.2	25.4	24.7	27.22	25.05	27.22
14 - 15	26.9	25.8	26.4	26	26.8	24.9	24.6	26.38	24.75	26.38
15 - 16	26.8	25.5	26.2	26	23.6	27.2	24.9	25.62	26.05	25.62
16 - 17	26.1	26.2	26.4	26.5	25.8	26.9	24.7	26.2	25.8	26.2
17 - 18	25	24.9	26.2	25.2	28	26.3	24.9	25.86	25.6	25.86
18 - 19	27.4	27.3	28.3	27.7	28.7	27.5	26.5	27.88	27	27.88
19 - 20	29.5	28.4	28.4	27.7	28.3	27.4	28.3	28.46	27.85	28.46
20 - 21	29.3	28.1	29	28.2	29.2	28.3	30.8	28.76	29.55	28.76
21 - 22	27.1	27	29.2	25.8	27.1	27.7	28.9	27.24	28.3	27.24
22 - 23	30	29.5	28.1	25.6	26.2	26.7	28.1	27.88	27.4	27.88
23 - 24	30	30	27.5	30	28.3	23.9	28	29.16	25.95	29.16
Totals	614	668.7	674.7	657	652.1	628.3	642.4			
% of Total	13.53%	14.74%	14.87%	14.48%	14.37%	13.85%	14.16%			

Incoming Weekly EightyFifthSpeeds
2024 June Marsworth Road

from Mon-Apr-29-2024-11-00-AM to Wed-Jun-19-2024-02-59-PM

	17/06/2024	to	23/06/2024							
	Monday	Tuesday	Wednesday	Thursday	Friday	Saturday	Sunday	Week	Weekend	Week Day 85%
Hour	17/06/2024	18/06/2024	19/06/2024	20/06/2024	21/06/2024	22/06/2024	23/06/2024	Day Avg	Avg	Avg Speed
0 - 1	37.5	30	35	*	*	*	*	34.17	0	34.17
1 - 2	24	25	28.3	*	*	*	*	25.77	0	25.77
2 - 3	25	23.3	30	*	*	*	*	26.1	0	26.1
3 - 4	25	25	27.5	*	*	*	*	25.83	0	25.83
4 - 5	32.5	30	30	*	*	*	*	30.83	0	30.83
5 - 6	32.5	32	33.3	*	*	*	*	32.6	0	32.6
6 - 7	32.1	29.5	30.8	*	*	*	*	30.8	0	30.8
7 - 8	28	26.7	28.9	*	*	*	*	27.87	0	27.87
8 - 9	25	24.2	25.7	*	*	*	*	24.97	0	24.97
9 - 10	26.6	24.9	26.2	*	*	*	*	25.9	0	25.9
10 - 11	27.1	25.2	25.6	*	*	*	*	25.97	0	25.97
11 - 12	26.8	25	26.1	*	*	*	*	25.97	0	25.97
12 - 13	26.8	24.8	25	*	*	*	*	25.53	0	25.53
13 - 14	26.8	25.9	28.1	*	*	*	*	26.93	0	26.93
14 - 15	26.6	26.4	0	*	*	*	*	26.5	0	26.5
15 - 16	24.5	24.6	*	*	*	*	*	24.55	0	24.55
16 - 17	24.6	25.5	*	*	*	*	*	25.05	0	25.05
17 - 18	24.5	26.3	*	*	*	*	*	25.4	0	25.4
18 - 19	26.2	26.6	*	*	*	*	*	26.4	0	26.4
19 - 20	26	28.4	*	*	*	*	*	27.2	0	27.2
20 - 21	28.5	29.2	*	*	*	*	*	28.85	0	28.85
21 - 22	27.9	29.6	*	*	*	*	*	28.75	0	28.75
22 - 23	29	28.1	*	*	*	*	*	28.55	0	28.55
23 - 24	28.3	32.5	*	*	*	*	*	30.4	0	30.4
Totals	661.8	648.7	400.5	0	0	0	0			
% of Total	38.68%	37.91%	23.41%	0%	0%	0%	0%			

Incoming Monthly EightyFifthSpeeds
2024 June Marsworth Road

from Mon-Apr-29-2024-11-00-AM to Wed-Jun-19-2024-02-59-PM

	Apr 2024									
Hour	Monday	Tuesday	Wednesday	Thursday	Friday	Saturday	Sunday	Week Day Avg	Weekend Avg	Week Day 85% Avg Speed
0 - 1	*	28.8	*	*	*	*	*	28.8	0	28.8
1 - 2	*	30	*	*	*	*	*	30	0	30
2 - 3	*	25	*	*	*	*	*	25	0	25
3 - 4	*	23.8	*	*	*	*	*	23.8	0	23.8
4 - 5	*	32.5	*	*	*	*	*	32.5	0	32.5
5 - 6	*	29.5	*	*	*	*	*	29.5	0	29.5
6 - 7	*	32.2	*	*	*	*	*	32.2	0	32.2
7 - 8	*	28.8	*	*	*	*	*	28.8	0	28.8
8 - 9	*	25.9	*	*	*	*	*	25.9	0	25.9
9 - 10	*	25.2	*	*	*	*	*	25.2	0	25.2
10 - 11	*	26.6	*	*	*	*	*	26.6	0	26.6
11 - 12	25	25.2	*	*	*	*	*	25.1	0	25.1
12 - 13	28.2	27	*	*	*	*	*	27.6	0	27.6
13 - 14	28.1	26.7	*	*	*	*	*	27.4	0	27.4
14 - 15	27.9	25.9	*	*	*	*	*	26.9	0	26.9
15 - 16	26.2	24.5	*	*	*	*	*	25.35	0	25.35
16 - 17	28.3	24.9	*	*	*	*	*	26.6	0	26.6
17 - 18	28.3	25.2	*	*	*	*	*	26.75	0	26.75
18 - 19	28.1	27.4	*	*	*	*	*	27.75	0	27.75
19 - 20	29.5	27.8	*	*	*	*	*	28.65	0	28.65
20 - 21	29.3	29.2	*	*	*	*	*	29.25	0	29.25
21 - 22	28.9	29.6	*	*	*	*	*	29.25	0	29.25
22 - 23	28.3	29.2	*	*	*	*	*	28.75	0	28.75
23 - 24	25	30	*	*	*	*	*	27.5	0	27.5

Incoming Monthly EightyFifthSpeeds
2024 June Marsworth Road

from Mon-Apr-29-2024-11-00-AM to Wed-Jun-19-2024-02-59-PM

May 2024										
Hour	Monday	Tuesday	Wednesday	Thursday	Friday	Saturday	Sunday	Week Day Avg	Weekend Avg	Week Day 85% Avg Speed
0 - 1	30	29.2	27.1	30.8	22.8	28.2	27.7	27.98	27.95	27.98
1 - 2	29	30	21.7	27.5	13.2	29.4	27.5	24.28	28.45	24.28
2 - 3	30	30	25	28	28.3	27.5	25	28.26	26.25	28.26
3 - 4	30	27.5	22.5	30	26	27.5	27.5	27.2	27.5	27.2
4 - 5	29.5	29.4	12.1	32.9	28	30	30	26.38	30	26.38
5 - 6	34.6	33.5	31.4	32.7	33.8	33.8	34.2	33.2	34	33.2
6 - 7	30.8	31.3	31.7	31.2	31.3	32.4	32.5	31.26	32.45	31.26
7 - 8	28.7	28.1	28.5	28.6	29	29.4	29.8	28.58	29.6	28.58
8 - 9	25.1	25.5	24.9	25.3	24.9	28.9	29.4	25.14	29.15	25.14
9 - 10	26.6	26.4	25.2	26.2	24.9	27.9	28.5	25.86	28.2	25.86
10 - 11	27.3	25.2	25	25.2	25.5	27.9	28.1	25.64	28	25.64
11 - 12	26.5	25.9	26.8	25.6	25	27.6	28.2	25.96	27.9	25.96
12 - 13	26.5	25.2	25.5	26.5	26.7	28.2	27.8	26.08	28	26.08
13 - 14	26.9	26.7	25.8	27.8	28.3	27.4	27.6	27.1	27.5	27.1
14 - 15	26.8	26.4	26.3	26.9	28.2	27.6	26.9	26.92	27.25	26.92
15 - 16	26.3	25.5	24.5	25.5	26	28.1	27.8	25.56	27.95	25.56
16 - 17	27.1	26.3	26.9	25.8	28	27.4	27.1	26.82	27.25	26.82
17 - 18	26.3	26.8	26.8	26.3	27.7	27.8	27.4	26.78	27.6	26.78
18 - 19	27.7	27.8	27.7	27.9	27.4	28.2	28.5	27.7	28.35	27.7
19 - 20	29.3	29.2	28.3	28.3	28.4	28.9	28.9	28.7	28.9	28.7
20 - 21	29	28.6	28.8	28.7	28.8	28.7	28.7	28.78	28.7	28.78
21 - 22	28.9	28.9	28.5	28.4	27.3	28.3	29	28.4	28.65	28.4
22 - 23	29.6	27.4	28.3	28.6	28.2	28	28.8	28.42	28.4	28.42
23 - 24	30	24.7	28.4	29.1	28.7	26.7	27	28.18	26.85	28.18

Incoming Monthly EightyFifthSpeeds
2024 June Marsworth Road

from Mon-Apr-29-2024-11-00-AM to Wed-Jun-19-2024-02-59-PM

	Jun 2024							Week	Weekend	Week Day 85%
Hour	Monday	Tuesday	Wednesday	Thursday	Friday	Saturday	Sunday	Day Avg	Avg	Avg Speed
0 - 1	28.6	28.8	32.5	28.8	28.8	28.9	24.8	29.5	26.85	29.5
1 - 2	21.7	30	32.5	27.5	27.5	28.6	29.2	27.84	28.9	27.84
2 - 3	30	24.5	28.8	30	25	20	25	27.66	22.5	27.66
3 - 4	27.5	27.5	28.3	28.3	25	22	25	27.32	23.5	27.32
4 - 5	28.3	30	30	30	30	33.8	28.8	29.66	31.3	29.66
5 - 6	33.3	32.9	33.2	33	32.5	32.5	34	32.98	33.25	32.98
6 - 7	31.5	30	31.3	30.7	32.5	32.7	29.7	31.2	31.2	31.2
7 - 8	27.8	27.2	28.4	28.7	29	28.8	29.9	28.22	29.35	28.22
8 - 9	24.8	24.6	24.8	24.7	25	28.5	29	24.78	28.75	24.78
9 - 10	25.6	25.9	26.1	26.1	24.7	28.3	28.4	25.68	28.35	25.68
10 - 11	25.8	24.9	25.7	25.2	25.1	27.3	27.7	25.34	27.5	25.34
11 - 12	25.5	25.5	24.9	25.1	26	26.8	27.3	25.4	27.05	25.4
12 - 13	26.2	25.3	26.1	25.1	26.5	26.1	27.3	25.84	26.7	25.84
13 - 14	27.6	26.9	26.8	26.9	27.2	26.8	26.4	27.08	26.6	27.08
14 - 15	27	26.9	26.4	26	27.3	26	26.5	26.72	26.25	26.72
15 - 16	25.1	25.4	25	25.4	24.9	26.7	25.6	25.16	26.15	25.16
16 - 17	25.6	26.1	26.6	26.5	27.3	26.7	25	26.42	25.85	26.42
17 - 18	26	26.1	26.5	25.6	27.8	27.3	26.6	26.4	26.95	26.4
18 - 19	27.7	27.2	28.2	27.9	28.4	27	28.3	27.88	27.65	27.88
19 - 20	28.4	28.1	28.4	28.4	28.2	28	28.1	28.3	28.05	28.3
20 - 21	28.8	29.1	28.7	28.9	29.2	28.1	30.2	28.94	29.15	28.94
21 - 22	27.7	29	28.8	27.7	27.8	27.4	28.4	28.2	27.9	28.2
22 - 23	28.6	28.8	28.7	27.8	26.7	28.7	28	28.12	28.35	28.12
23 - 24	29.2	32.2	27.5	29.5	28.5	26.5	29	29.38	27.75	29.38

Summary of Violators

2024 June Marsworth Road

from Mon-Apr-29-2024-11-00-AM to Wed-Jun-19-2024-02-59-PM

Starting Hour	Count	Average Speed of all Traffic	Violator Counts	Average Speed of Violators
00:00:00	0	N/A	N/A	N/A
01:00:00	0	N/A	N/A	N/A
02:00:00	0	N/A	N/A	N/A
03:00:00	0	N/A	N/A	N/A
04:00:00	0	N/A	N/A	N/A
05:00:00	0	N/A	N/A	N/A
06:00:00	0	N/A	N/A	N/A
07:00:00	0	N/A	N/A	N/A
08:00:00	0	N/A	N/A	N/A
09:00:00	0	N/A	N/A	N/A
10:00:00	0	N/A	N/A	N/A
11:00:00	36	2.4	0	0.0
12:00:00	145	3.0	1	37.5
13:00:00	124	3.3	0	0.0
14:00:00	123	3.6	0	0.0
15:00:00	204	1.9	0	0.0
16:00:00	195	2.0	1	37.5
17:00:00	270	1.9	2	37.5
18:00:00	171	2.5	0	0.0
19:00:00	108	4.3	1	37.5
20:00:00	77	5.8	1	37.5
21:00:00	52	7.4	1	37.5
22:00:00	21	8.0	0	0.0
23:00:00	11	11.1	0	0.0
00:00:00	3	25.8	0	0.0
01:00:00	4	20.6	0	0.0
02:00:00	3	15.0	0	0.0
03:00:00	5	12.5	0	0.0
04:00:00	5	26.5	0	0.0
05:00:00	17	11.5	0	0.0
06:00:00	36	10.3	1	37.5
07:00:00	107	4.6	3	37.5
08:00:00	229	1.8	0	0.0
09:00:00	190	2.0	0	0.0
10:00:00	139	2.7	0	0.0
11:00:00	174	2.0	0	0.0
12:00:00	164	2.6	0	0.0
13:00:00	128	3.0	1	37.5
14:00:00	141	3.0	1	37.5
15:00:00	225	1.8	0	0.0
16:00:00	233	1.9	1	42.5
17:00:00	305	1.6	1	37.5
18:00:00	253	2.0	1	37.5
19:00:00	166	2.2	0	0.0
20:00:00	73	6.2	1	42.5
21:00:00	46	7.9	0	0.0
22:00:00	38	9.4	0	0.0
23:00:00	11	19.8	0	0.0

Summary of Violators

2024 June Marsworth Road

from Mon-Apr-29-2024-11-00-AM to Wed-Jun-19-2024-02-59-PM

00:00:00	7	21.4	0	0.0
01:00:00	3	20.8	0	0.0
02:00:00	1	22.5	0	0.0
03:00:00	2	15.0	0	0.0
04:00:00	2	20.0	0	0.0
05:00:00	18	15.4	1	37.5
06:00:00	35	10.2	1	42.5
07:00:00	137	3.2	1	37.5
08:00:00	237	1.9	1	37.5
09:00:00	144	2.3	0	0.0
10:00:00	162	2.4	0	0.0
11:00:00	138	3.1	0	0.0
12:00:00	153	2.4	0	0.0
13:00:00	148	3.1	1	37.5
14:00:00	166	2.3	0	0.0
15:00:00	216	1.9	0	0.0
16:00:00	181	2.3	2	37.5
17:00:00	302	1.4	0	0.0
18:00:00	224	1.8	0	0.0
19:00:00	136	2.8	0	0.0
20:00:00	100	3.8	0	0.0
21:00:00	54	6.5	0	0.0
22:00:00	20	11.3	0	0.0
23:00:00	23	8.0	0	0.0
00:00:00	10	25.8	2	40.0
01:00:00	2	22.5	0	0.0
02:00:00	1	32.5	0	0.0
03:00:00	4	21.3	0	0.0
04:00:00	5	23.5	1	42.5
05:00:00	13	20.8	1	37.5
06:00:00	35	11.6	2	37.5
07:00:00	105	4.6	4	38.8
08:00:00	201	2.1	0	0.0
09:00:00	162	2.7	1	37.5
10:00:00	158	2.8	1	37.5
11:00:00	122	3.8	0	0.0
12:00:00	146	2.7	0	0.0
13:00:00	101	3.5	0	0.0
14:00:00	151	2.7	1	37.5
15:00:00	212	2.3	1	37.5
16:00:00	217	1.8	0	0.0
17:00:00	302	1.5	0	0.0
18:00:00	212	2.5	2	37.5
19:00:00	121	4.1	2	40.0
20:00:00	88	4.5	0	0.0
21:00:00	53	6.0	0	0.0
22:00:00	32	13.3	1	42.5
23:00:00	24	12.0	1	37.5
00:00:00	28	5.9	0	0.0

Summary of Violators

2024 June Marsworth Road

from Mon-Apr-29-2024-11-00-AM to Wed-Jun-19-2024-02-59-PM

01:00:00	223	0.5	0	0.0
02:00:00	46	3.0	1	37.5
03:00:00	9	16.4	0	0.0
04:00:00	19	4.6	0	0.0
05:00:00	11	15.2	0	0.0
06:00:00	32	10.6	1	37.5
07:00:00	87	4.2	1	37.5
08:00:00	227	1.7	2	40.0
09:00:00	151	2.7	0	0.0
10:00:00	145	2.8	1	37.5
11:00:00	129	3.0	0	0.0
12:00:00	174	2.6	0	0.0
13:00:00	116	3.6	0	0.0
14:00:00	146	3.2	1	37.5
15:00:00	141	2.4	0	0.0
16:00:00	126	3.3	2	37.5
17:00:00	173	2.8	3	39.2
18:00:00	158	2.8	0	0.0
19:00:00	98	4.8	2	37.5
20:00:00	74	5.4	0	0.0
21:00:00	45	6.3	0	0.0
22:00:00	39	7.6	1	37.5
23:00:00	23	10.4	0	0.0
00:00:00	14	19.1	1	37.5
01:00:00	3	20.0	1	37.5
02:00:00	1	27.5	0	0.0
03:00:00	5	18.0	0	0.0
04:00:00	6	22.1	0	0.0
05:00:00	13	12.3	2	37.5
06:00:00	25	15.4	2	37.5
07:00:00	35	9.6	0	0.0
08:00:00	79	4.8	0	0.0
09:00:00	123	3.1	1	37.5
10:00:00	157	3.0	1	37.5
11:00:00	154	2.4	1	37.5
12:00:00	154	2.8	0	0.0
13:00:00	131	2.3	0	0.0
14:00:00	126	3.1	1	42.5
15:00:00	130	3.0	0	0.0
16:00:00	135	3.1	0	0.0
17:00:00	139	2.6	0	0.0
18:00:00	134	3.5	1	37.5
19:00:00	89	5.1	3	37.5
20:00:00	67	6.6	2	40.0
21:00:00	42	8.9	3	37.5
22:00:00	35	9.7	2	40.0
23:00:00	22	9.4	0	0.0
00:00:00	13	17.7	2	50.0
01:00:00	7	28.2	2	42.5

Summary of Violators

2024 June Marsworth Road

from Mon-Apr-29-2024-11-00-AM to Wed-Jun-19-2024-02-59-PM

02:00:00	6	15.8	0	0.0
03:00:00	2	11.3	0	0.0
04:00:00	2	35.0	1	37.5
05:00:00	7	25.4	0	0.0
06:00:00	10	18.8	0	0.0
07:00:00	29	11.2	1	37.5
08:00:00	47	7.1	0	0.0
09:00:00	102	3.6	0	0.0
10:00:00	142	3.0	0	0.0
11:00:00	150	2.3	1	47.5
12:00:00	167	2.8	0	0.0
13:00:00	156	2.4	0	0.0
14:00:00	166	2.6	1	37.5
15:00:00	138	3.2	1	37.5
16:00:00	121	3.0	0	0.0
17:00:00	111	3.5	0	0.0
18:00:00	101	3.9	0	0.0
19:00:00	85	6.0	2	40.0
20:00:00	49	8.6	2	37.5
21:00:00	37	9.1	0	0.0
22:00:00	27	8.9	0	0.0
23:00:00	20	10.4	0	0.0
00:00:00	12	14.2	0	0.0
01:00:00	5	23.5	0	0.0
02:00:00	3	25.8	0	0.0
03:00:00	7	22.9	2	37.5
04:00:00	2	30.0	0	0.0
05:00:00	9	25.0	2	37.5
06:00:00	12	20.2	2	37.5
07:00:00	25	12.7	0	0.0
08:00:00	49	6.4	0	0.0
09:00:00	69	6.1	1	37.5
10:00:00	105	3.1	0	0.0
11:00:00	134	2.7	0	0.0
12:00:00	153	2.0	0	0.0
13:00:00	106	2.9	0	0.0
14:00:00	130	3.0	0	0.0
15:00:00	114	3.3	0	0.0
16:00:00	130	2.6	0	0.0
17:00:00	87	4.1	0	0.0
18:00:00	93	4.3	1	42.5
19:00:00	47	8.8	2	42.5
20:00:00	46	8.0	1	37.5
21:00:00	36	10.6	2	37.5
22:00:00	14	15.0	0	0.0
23:00:00	4	23.8	0	0.0
00:00:00	4	12.5	0	0.0
01:00:00	6	17.5	0	0.0
02:00:00	4	20.6	0	0.0

Summary of Violators

2024 June Marsworth Road

from Mon-Apr-29-2024-11-00-AM to Wed-Jun-19-2024-02-59-PM

03:00:00	5	14.5	0	0.0
04:00:00	6	17.1	0	0.0
05:00:00	18	15.3	0	0.0
06:00:00	42	11.8	4	41.3
07:00:00	113	3.5	1	37.5
08:00:00	258	1.7	0	0.0
09:00:00	175	2.5	0	0.0
10:00:00	147	3.0	0	0.0
11:00:00	144	2.7	0	0.0
12:00:00	183	2.8	1	37.5
13:00:00	149	2.7	0	0.0
14:00:00	164	2.5	0	0.0
15:00:00	199	2.2	0	0.0
16:00:00	201	2.2	2	37.5
17:00:00	276	1.5	0	0.0
18:00:00	221	2.0	1	37.5
19:00:00	144	3.0	0	0.0
20:00:00	56	6.5	0	0.0
21:00:00	51	6.7	0	0.0
22:00:00	35	9.0	0	0.0
23:00:00	24	10.0	0	0.0
00:00:00	7	26.8	1	47.5
01:00:00	5	20.0	0	0.0
02:00:00	2	32.5	1	42.5
03:00:00	3	22.5	0	0.0
04:00:00	3	16.7	0	0.0
05:00:00	18	15.1	2	37.5
06:00:00	38	10.7	2	40.0
07:00:00	136	3.0	3	37.5
08:00:00	264	1.3	0	0.0
09:00:00	163	2.3	0	0.0
10:00:00	185	2.1	0	0.0
11:00:00	131	3.3	0	0.0
12:00:00	161	2.8	0	0.0
13:00:00	143	2.9	1	37.5
14:00:00	153	2.6	1	37.5
15:00:00	204	1.8	0	0.0
16:00:00	219	1.7	0	0.0
17:00:00	284	1.5	1	42.5
18:00:00	223	1.8	0	0.0
19:00:00	119	4.0	2	37.5
20:00:00	114	3.6	2	37.5
21:00:00	52	6.9	0	0.0
22:00:00	34	8.1	0	0.0
23:00:00	13	11.2	0	0.0
00:00:00	11	13.6	0	0.0
01:00:00	1	22.5	0	0.0
02:00:00	6	20.0	0	0.0
03:00:00	3	20.8	0	0.0

Summary of Violators

2024 June Marsworth Road

from Mon-Apr-29-2024-11-00-AM to Wed-Jun-19-2024-02-59-PM

04:00:00	2	22.5	0	0.0
05:00:00	18	13.5	0	0.0
06:00:00	40	9.3	2	45.0
07:00:00	124	3.1	1	47.5
08:00:00	237	1.6	0	0.0
09:00:00	201	2.0	0	0.0
10:00:00	135	2.4	0	0.0
11:00:00	149	2.7	0	0.0
12:00:00	165	2.6	0	0.0
13:00:00	107	3.3	0	0.0
14:00:00	126	2.7	0	0.0
15:00:00	203	1.7	0	0.0
16:00:00	189	2.3	1	37.5
17:00:00	302	1.3	0	0.0
18:00:00	221	1.9	0	0.0
19:00:00	139	2.4	0	0.0
20:00:00	109	3.9	1	37.5
21:00:00	75	4.6	0	0.0
22:00:00	47	6.2	0	0.0
23:00:00	23	12.6	0	0.0
00:00:00	5	13.5	0	0.0
01:00:00	3	20.8	0	0.0
02:00:00	1	27.5	0	0.0
03:00:00	5	14.5	0	0.0
04:00:00	2	22.5	0	0.0
05:00:00	15	14.0	0	0.0
06:00:00	43	13.0	4	43.8
07:00:00	119	3.8	3	40.8
08:00:00	215	1.8	0	0.0
09:00:00	180	2.3	0	0.0
10:00:00	174	2.1	0	0.0
11:00:00	182	1.6	0	0.0
12:00:00	209	1.7	0	0.0
13:00:00	134	2.9	0	0.0
14:00:00	159	2.8	1	37.5
15:00:00	216	1.8	0	0.0
16:00:00	207	1.8	0	0.0
17:00:00	251	1.5	0	0.0
18:00:00	170	2.6	0	0.0
19:00:00	117	3.6	0	0.0
20:00:00	105	3.5	0	0.0
21:00:00	70	5.0	0	0.0
22:00:00	66	4.9	0	0.0
23:00:00	43	7.2	0	0.0
00:00:00	31	9.1	0	0.0
01:00:00	13	15.6	0	0.0
02:00:00	6	17.5	0	0.0
03:00:00	2	22.5	0	0.0
04:00:00	1	17.5	0	0.0

Summary of Violators

2024 June Marsworth Road

from Mon-Apr-29-2024-11-00-AM to Wed-Jun-19-2024-02-59-PM

05:00:00	6	22.1	0	0.0
06:00:00	22	18.1	3	37.5
07:00:00	37	8.5	0	0.0
08:00:00	99	4.5	1	42.5
09:00:00	115	3.7	0	0.0
10:00:00	159	2.8	0	0.0
11:00:00	169	2.1	0	0.0
12:00:00	139	3.1	0	0.0
13:00:00	152	2.2	0	0.0
14:00:00	141	2.7	0	0.0
15:00:00	125	3.4	0	0.0
16:00:00	111	3.9	0	0.0
17:00:00	141	3.0	2	37.5
18:00:00	125	2.7	0	0.0
19:00:00	86	4.4	0	0.0
20:00:00	78	4.9	2	37.5
21:00:00	59	5.0	0	0.0
22:00:00	86	4.0	0	0.0
23:00:00	80	3.2	0	0.0
00:00:00	68	4.3	0	0.0
01:00:00	20	8.5	0	0.0
02:00:00	8	16.9	0	0.0
03:00:00	5	18.0	0	0.0
04:00:00	3	25.8	0	0.0
05:00:00	6	17.5	0	0.0
06:00:00	14	16.8	3	40.8
07:00:00	38	10.4	0	0.0
08:00:00	45	7.7	1	37.5
09:00:00	84	4.6	1	37.5
10:00:00	134	2.4	0	0.0
11:00:00	174	2.6	0	0.0
12:00:00	125	3.0	0	0.0
13:00:00	148	3.0	0	0.0
14:00:00	146	2.5	0	0.0
15:00:00	149	2.7	0	0.0
16:00:00	141	3.0	0	0.0
17:00:00	104	3.8	0	0.0
18:00:00	91	5.2	1	37.5
19:00:00	83	5.0	2	37.5
20:00:00	74	5.1	0	0.0
21:00:00	43	6.3	0	0.0
22:00:00	29	10.6	0	0.0
23:00:00	11	22.0	2	37.5
00:00:00	9	13.1	0	0.0
01:00:00	3	25.8	0	0.0
02:00:00	3	20.8	0	0.0
03:00:00	2	20.0	0	0.0
04:00:00	5	19.0	0	0.0
05:00:00	13	17.5	0	0.0

Summary of Violators

2024 June Marsworth Road

from Mon-Apr-29-2024-11-00-AM to Wed-Jun-19-2024-02-59-PM

06:00:00	46	8.8	3	45.8
07:00:00	121	3.8	1	37.5
08:00:00	240	1.6	0	0.0
09:00:00	191	2.0	0	0.0
10:00:00	155	2.6	0	0.0
11:00:00	142	2.7	0	0.0
12:00:00	144	2.7	0	0.0
13:00:00	130	3.3	1	42.5
14:00:00	128	2.7	0	0.0
15:00:00	221	1.8	0	0.0
16:00:00	235	1.7	0	0.0
17:00:00	274	1.5	0	0.0
18:00:00	205	1.8	0	0.0
19:00:00	118	4.2	2	40.0
20:00:00	69	5.7	0	0.0
21:00:00	34	9.0	0	0.0
22:00:00	18	12.4	0	0.0
23:00:00	12	16.3	0	0.0
00:00:00	6	25.8	0	0.0
01:00:00	2	27.5	0	0.0
02:00:00	2	27.5	0	0.0
03:00:00	5	13.5	0	0.0
04:00:00	6	17.9	0	0.0
05:00:00	14	17.0	1	42.5
06:00:00	32	11.4	1	37.5
07:00:00	118	3.3	1	42.5
08:00:00	231	1.8	0	0.0
09:00:00	159	2.4	0	0.0
10:00:00	112	3.5	0	0.0
11:00:00	129	3.7	1	37.5
12:00:00	157	2.3	1	37.5
13:00:00	109	3.4	0	0.0
14:00:00	173	2.3	0	0.0
15:00:00	213	2.0	1	37.5
16:00:00	221	1.6	0	0.0
17:00:00	326	1.3	0	0.0
18:00:00	201	2.1	0	0.0
19:00:00	126	3.0	0	0.0
20:00:00	64	5.7	0	0.0
21:00:00	39	8.8	0	0.0
22:00:00	36	9.4	1	37.5
23:00:00	19	15.4	0	0.0
00:00:00	10	21.0	1	47.5
01:00:00	3	24.2	0	0.0
02:00:00	2	11.3	0	0.0
03:00:00	4	18.1	0	0.0
04:00:00	2	22.5	0	0.0
05:00:00	15	15.7	0	0.0
06:00:00	36	11.5	2	40.0

Summary of Violators

2024 June Marsworth Road

from Mon-Apr-29-2024-11-00-AM to Wed-Jun-19-2024-02-59-PM

07:00:00	145	3.1	1	42.5
08:00:00	264	1.4	0	0.0
09:00:00	163	2.3	0	0.0
10:00:00	139	2.8	0	0.0
11:00:00	137	3.2	0	0.0
12:00:00	142	3.1	0	0.0
13:00:00	136	3.2	0	0.0
14:00:00	188	2.1	0	0.0
15:00:00	191	2.3	0	0.0
16:00:00	205	2.3	1	37.5
17:00:00	285	1.6	0	0.0
18:00:00	217	1.8	0	0.0
19:00:00	116	3.2	0	0.0
20:00:00	86	4.7	0	0.0
21:00:00	50	7.6	0	0.0
22:00:00	49	7.9	1	37.5
23:00:00	13	12.1	0	0.0
00:00:00	9	20.0	0	0.0
01:00:00	5	25.5	0	0.0
02:00:00	1	22.5	0	0.0
03:00:00	5	28.5	0	0.0
04:00:00	5	18.0	0	0.0
05:00:00	11	15.0	2	37.5
06:00:00	34	11.3	0	0.0
07:00:00	130	3.8	3	39.2
08:00:00	241	1.6	0	0.0
09:00:00	164	2.3	0	0.0
10:00:00	141	2.9	1	37.5
11:00:00	131	2.7	0	0.0
12:00:00	142	2.9	0	0.0
13:00:00	137	3.3	1	37.5
14:00:00	149	3.2	2	37.5
15:00:00	214	1.9	0	0.0
16:00:00	243	1.6	0	0.0
17:00:00	294	1.3	0	0.0
18:00:00	256	1.5	0	0.0
19:00:00	120	3.7	2	40.0
20:00:00	75	5.3	0	0.0
21:00:00	63	5.7	0	0.0
22:00:00	42	8.6	0	0.0
23:00:00	18	13.1	0	0.0
00:00:00	4	23.8	0	0.0
01:00:00	6	10.4	0	0.0
02:00:00	0	N/A	N/A	N/A
03:00:00	2	22.5	0	0.0
04:00:00	4	16.9	0	0.0
05:00:00	12	14.8	0	0.0
06:00:00	41	10.0	1	37.5
07:00:00	107	3.9	3	39.2

Summary of Violators

2024 June Marsworth Road

from Mon-Apr-29-2024-11-00-AM to Wed-Jun-19-2024-02-59-PM

08:00:00	219	2.0	0	0.0
09:00:00	176	2.2	1	37.5
10:00:00	90	4.4	1	37.5
11:00:00	115	3.5	0	0.0
12:00:00	127	3.3	1	37.5
13:00:00	78	5.3	0	0.0
14:00:00	89	4.5	0	0.0
15:00:00	216	1.8	0	0.0
16:00:00	200	2.4	2	37.5
17:00:00	204	2.1	0	0.0
18:00:00	196	2.1	0	0.0
19:00:00	144	2.3	0	0.0
20:00:00	97	5.3	2	37.5
21:00:00	76	5.2	1	42.5
22:00:00	38	7.8	1	37.5
23:00:00	25	11.0	1	37.5
00:00:00	9	19.4	0	0.0
01:00:00	8	15.3	0	0.0
02:00:00	3	13.3	0	0.0
03:00:00	2	22.5	0	0.0
04:00:00	5	15.5	0	0.0
05:00:00	7	10.4	0	0.0
06:00:00	19	15.5	2	40.0
07:00:00	44	8.8	2	37.5
08:00:00	116	3.8	1	37.5
09:00:00	123	3.9	1	37.5
10:00:00	144	2.2	0	0.0
11:00:00	138	3.1	1	42.5
12:00:00	178	2.3	0	0.0
13:00:00	129	3.2	0	0.0
14:00:00	137	3.0	1	37.5
15:00:00	110	3.6	0	0.0
16:00:00	131	2.8	2	37.5
17:00:00	111	4.2	4	37.5
18:00:00	125	2.8	0	0.0
19:00:00	102	3.8	0	0.0
20:00:00	74	4.3	0	0.0
21:00:00	38	10.3	1	52.5
22:00:00	44	9.7	1	42.5
23:00:00	43	7.2	0	0.0
00:00:00	34	9.3	0	0.0
01:00:00	13	16.0	0	0.0
02:00:00	6	19.6	0	0.0
03:00:00	6	15.8	0	0.0
04:00:00	4	25.0	0	0.0
05:00:00	11	16.6	0	0.0
06:00:00	11	21.1	1	37.5
07:00:00	26	12.3	1	37.5
08:00:00	47	8.2	1	37.5

Summary of Violators

2024 June Marsworth Road

from Mon-Apr-29-2024-11-00-AM to Wed-Jun-19-2024-02-59-PM

09:00:00	80	4.3	0	0.0
10:00:00	123	3.2	0	0.0
11:00:00	145	2.8	0	0.0
12:00:00	161	3.1	5	37.5
13:00:00	179	2.1	1	37.5
14:00:00	148	2.7	0	0.0
15:00:00	135	3.3	0	0.0
16:00:00	159	2.3	0	0.0
17:00:00	102	3.2	0	0.0
18:00:00	106	3.8	1	37.5
19:00:00	88	4.8	0	0.0
20:00:00	59	5.9	0	0.0
21:00:00	47	10.2	2	45.0
22:00:00	28	10.2	0	0.0
23:00:00	1	27.5	0	0.0
00:00:00	13	13.1	0	0.0
01:00:00	3	25.8	0	0.0
02:00:00	3	15.8	0	0.0
03:00:00	11	17.7	0	0.0
04:00:00	3	24.2	0	0.0
05:00:00	17	13.2	1	37.5
06:00:00	43	10.2	2	40.0
07:00:00	135	3.5	2	37.5
08:00:00	275	1.6	0	0.0
09:00:00	185	2.4	0	0.0
10:00:00	157	3.0	0	0.0
11:00:00	127	2.8	0	0.0
12:00:00	147	3.1	0	0.0
13:00:00	134	3.6	2	37.5
14:00:00	130	3.2	1	42.5
15:00:00	204	1.7	0	0.0
16:00:00	204	1.9	0	0.0
17:00:00	304	1.9	4	40.0
18:00:00	192	2.3	2	37.5
19:00:00	131	3.4	1	37.5
20:00:00	101	3.9	2	37.5
21:00:00	54	7.6	1	37.5
22:00:00	21	15.6	1	37.5
23:00:00	18	10.3	0	0.0
00:00:00	3	27.5	0	0.0
01:00:00	2	22.5	0	0.0
02:00:00	0	N/A	N/A	N/A
03:00:00	2	20.0	0	0.0
04:00:00	1	22.5	0	0.0
05:00:00	20	13.3	3	37.5
06:00:00	39	10.6	3	39.2
07:00:00	141	2.8	0	0.0
08:00:00	256	1.7	0	0.0
09:00:00	162	2.7	1	37.5

Summary of Violators

2024 June Marsworth Road

from Mon-Apr-29-2024-11-00-AM to Wed-Jun-19-2024-02-59-PM

10:00:00	155	2.8	0	0.0
11:00:00	141	3.2	1	37.5
12:00:00	169	2.4	0	0.0
13:00:00	172	2.1	0	0.0
14:00:00	146	2.8	0	0.0
15:00:00	190	2.1	0	0.0
16:00:00	208	2.2	1	37.5
17:00:00	255	1.7	2	37.5
18:00:00	193	2.3	0	0.0
19:00:00	118	4.0	1	37.5
20:00:00	56	6.5	1	47.5
21:00:00	43	8.1	0	0.0
22:00:00	22	13.0	0	0.0
23:00:00	57	3.3	0	0.0
00:00:00	17	5.9	0	0.0
01:00:00	97	1.0	0	0.0
02:00:00	5	16.0	0	0.0
03:00:00	5	12.0	0	0.0
04:00:00	186	0.6	0	0.0
05:00:00	53	4.9	0	0.0
06:00:00	50	7.5	3	37.5
07:00:00	95	4.4	1	37.5
08:00:00	201	2.1	0	0.0
09:00:00	173	2.2	0	0.0
10:00:00	148	2.8	0	0.0
11:00:00	142	3.2	1	37.5
12:00:00	135	2.7	0	0.0
13:00:00	205	2.1	0	0.0
14:00:00	213	2.0	0	0.0
15:00:00	224	1.8	0	0.0
16:00:00	151	2.9	0	0.0
17:00:00	253	1.5	0	0.0
18:00:00	194	2.2	0	0.0
19:00:00	111	3.7	2	37.5
20:00:00	88	5.5	3	37.5
21:00:00	41	8.5	0	0.0
22:00:00	31	9.1	0	0.0
23:00:00	11	16.8	0	0.0
00:00:00	6	15.0	0	0.0
01:00:00	3	24.2	0	0.0
02:00:00	3	24.2	0	0.0
03:00:00	7	18.9	0	0.0
04:00:00	4	15.0	0	0.0
05:00:00	11	18.0	1	37.5
06:00:00	56	8.2	2	37.5
07:00:00	143	3.0	1	37.5
08:00:00	242	1.5	0	0.0
09:00:00	188	2.2	0	0.0
10:00:00	159	2.4	0	0.0

Summary of Violators

2024 June Marsworth Road

from Mon-Apr-29-2024-11-00-AM to Wed-Jun-19-2024-02-59-PM

11:00:00	161	2.3	0	0.0
12:00:00	164	2.4	0	0.0
13:00:00	136	2.9	0	0.0
14:00:00	170	2.5	1	37.5
15:00:00	231	1.5	0	0.0
16:00:00	257	1.8	1	42.5
17:00:00	311	1.4	0	0.0
18:00:00	231	1.9	0	0.0
19:00:00	130	3.2	0	0.0
20:00:00	117	3.5	0	0.0
21:00:00	64	4.9	0	0.0
22:00:00	35	9.2	0	0.0
23:00:00	14	12.5	0	0.0
00:00:00	6	17.5	1	37.5
01:00:00	2	27.5	1	37.5
02:00:00	3	27.5	0	0.0
03:00:00	0	N/A	N/A	N/A
04:00:00	8	17.2	1	37.5
05:00:00	14	19.3	2	40.0
06:00:00	41	9.3	1	47.5
07:00:00	100	4.4	2	37.5
08:00:00	178	2.2	0	0.0
09:00:00	190	2.1	0	0.0
10:00:00	149	2.3	0	0.0
11:00:00	178	2.1	0	0.0
12:00:00	184	2.5	0	0.0
13:00:00	137	2.5	0	0.0
14:00:00	174	2.6	1	37.5
15:00:00	203	2.0	0	0.0
16:00:00	206	2.5	2	40.0
17:00:00	245	2.1	2	37.5
18:00:00	170	2.4	0	0.0
19:00:00	129	3.5	1	37.5
20:00:00	106	3.5	0	0.0
21:00:00	59	6.0	2	40.0
22:00:00	38	8.5	1	37.5
23:00:00	33	8.8	0	0.0
00:00:00	16	16.7	0	0.0
01:00:00	10	12.0	0	0.0
02:00:00	4	13.1	0	0.0
03:00:00	1	22.5	0	0.0
04:00:00	3	25.8	0	0.0
05:00:00	11	14.5	0	0.0
06:00:00	20	13.5	0	0.0
07:00:00	48	8.4	1	37.5
08:00:00	79	5.6	1	37.5
09:00:00	147	2.8	0	0.0
10:00:00	165	2.4	0	0.0
11:00:00	157	2.9	1	42.5

Summary of Violators

2024 June Marsworth Road

from Mon-Apr-29-2024-11-00-AM to Wed-Jun-19-2024-02-59-PM

12:00:00	148	2.8	1	37.5
13:00:00	124	2.7	0	0.0
14:00:00	102	3.3	1	37.5
15:00:00	105	4.0	0	0.0
16:00:00	117	3.7	2	37.5
17:00:00	115	3.9	1	37.5
18:00:00	125	3.6	2	37.5
19:00:00	70	5.3	1	37.5
20:00:00	73	4.3	0	0.0
21:00:00	52	7.4	0	0.0
22:00:00	51	7.2	0	0.0
23:00:00	19	15.0	1	37.5
00:00:00	14	11.3	0	0.0
01:00:00	11	16.8	0	0.0
02:00:00	24	2.8	0	0.0
03:00:00	3	20.8	0	0.0
04:00:00	2	22.5	0	0.0
05:00:00	5	27.5	1	37.5
06:00:00	10	23.0	1	42.5
07:00:00	28	10.7	0	0.0
08:00:00	39	9.6	2	37.5
09:00:00	76	5.3	0	0.0
10:00:00	123	3.1	0	0.0
11:00:00	117	3.6	1	37.5
12:00:00	153	3.4	4	38.8
13:00:00	110	3.3	0	0.0
14:00:00	143	3.2	2	37.5
15:00:00	92	4.3	0	0.0
16:00:00	139	3.5	2	37.5
17:00:00	105	4.3	2	40.0
18:00:00	85	4.7	1	42.5
19:00:00	105	4.2	1	37.5
20:00:00	67	6.8	1	42.5
21:00:00	38	9.1	2	40.0
22:00:00	33	8.9	0	0.0
23:00:00	21	9.5	0	0.0
00:00:00	7	23.9	0	0.0
01:00:00	9	16.4	0	0.0
02:00:00	2	17.5	0	0.0
03:00:00	3	25.8	0	0.0
04:00:00	4	11.3	0	0.0
05:00:00	8	28.1	1	37.5
06:00:00	12	24.2	2	42.5
07:00:00	29	11.1	1	42.5
08:00:00	49	7.8	1	37.5
09:00:00	61	5.2	0	0.0
10:00:00	118	3.5	0	0.0
11:00:00	127	3.3	1	37.5
12:00:00	150	2.6	0	0.0

Summary of Violators

2024 June Marsworth Road

from Mon-Apr-29-2024-11-00-AM to Wed-Jun-19-2024-02-59-PM

13:00:00	167	2.5	0	0.0
14:00:00	164	2.6	0	0.0
15:00:00	151	3.0	1	37.5
16:00:00	134	2.8	0	0.0
17:00:00	143	2.9	1	37.5
18:00:00	124	3.0	0	0.0
19:00:00	85	5.4	1	37.5
20:00:00	74	5.5	0	0.0
21:00:00	53	6.6	0	0.0
22:00:00	43	6.2	0	0.0
23:00:00	13	17.5	0	0.0
00:00:00	3	22.5	0	0.0
01:00:00	0	N/A	N/A	N/A
02:00:00	1	17.5	0	0.0
03:00:00	1	27.5	0	0.0
04:00:00	3	25.8	0	0.0
05:00:00	19	15.0	0	0.0
06:00:00	42	11.0	3	42.5
07:00:00	119	3.7	1	37.5
08:00:00	182	2.4	0	0.0
09:00:00	126	3.4	1	37.5
10:00:00	96	4.2	0	0.0
11:00:00	142	2.9	0	0.0
12:00:00	118	3.5	0	0.0
13:00:00	159	2.8	0	0.0
14:00:00	135	3.3	1	42.5
15:00:00	172	2.4	0	0.0
16:00:00	210	2.3	0	0.0
17:00:00	268	1.4	0	0.0
18:00:00	195	2.4	1	37.5
19:00:00	104	4.8	2	37.5
20:00:00	127	3.3	1	37.5
21:00:00	53	7.1	0	0.0
22:00:00	24	10.2	0	0.0
23:00:00	48	4.2	0	0.0
00:00:00	4	13.8	0	0.0
01:00:00	4	16.9	0	0.0
02:00:00	6	18.8	0	0.0
03:00:00	5	14.5	0	0.0
04:00:00	3	27.5	1	37.5
05:00:00	14	15.2	1	42.5
06:00:00	40	9.6	3	39.2
07:00:00	88	4.8	1	37.5
08:00:00	156	3.0	0	0.0
09:00:00	96	4.2	0	0.0
10:00:00	193	2.3	0	0.0
11:00:00	151	2.9	0	0.0
12:00:00	148	2.7	0	0.0
13:00:00	164	2.5	0	0.0

Summary of Violators

2024 June Marsworth Road

from Mon-Apr-29-2024-11-00-AM to Wed-Jun-19-2024-02-59-PM

14:00:00	148	2.4	0	0.0
15:00:00	157	2.8	0	0.0
16:00:00	215	1.7	0	0.0
17:00:00	372	1.1	0	0.0
18:00:00	281	1.6	0	0.0
19:00:00	148	2.9	2	37.5
20:00:00	117	4.3	2	37.5
21:00:00	91	4.3	0	0.0
22:00:00	51	7.1	0	0.0
23:00:00	18	14.0	0	0.0
00:00:00	10	15.0	0	0.0
01:00:00	5	25.5	0	0.0
02:00:00	10	15.8	0	0.0
03:00:00	5	20.0	0	0.0
04:00:00	6	19.6	0	0.0
05:00:00	23	12.8	2	37.5
06:00:00	57	8.6	3	37.5
07:00:00	131	3.7	1	37.5
08:00:00	164	2.6	2	37.5
09:00:00	100	4.2	1	37.5
10:00:00	163	2.7	0	0.0
11:00:00	135	3.1	0	0.0
12:00:00	136	3.2	0	0.0
13:00:00	144	2.9	1	37.5
14:00:00	160	2.4	0	0.0
15:00:00	201	2.5	1	37.5
16:00:00	177	2.4	0	0.0
17:00:00	276	1.7	0	0.0
18:00:00	198	2.1	0	0.0
19:00:00	112	4.1	2	37.5
20:00:00	75	4.9	0	0.0
21:00:00	35	8.4	0	0.0
22:00:00	35	9.5	0	0.0
23:00:00	24	8.6	0	0.0
00:00:00	9	22.8	0	0.0
01:00:00	5	24.5	0	0.0
02:00:00	1	22.5	0	0.0
03:00:00	2	25.0	0	0.0
04:00:00	1	27.5	0	0.0
05:00:00	12	17.7	2	37.5
06:00:00	47	8.8	1	37.5
07:00:00	82	4.8	1	37.5
08:00:00	152	3.0	3	37.5
09:00:00	130	3.6	1	37.5
10:00:00	165	2.1	0	0.0
11:00:00	180	1.8	0	0.0
12:00:00	202	2.0	0	0.0
13:00:00	196	2.2	1	37.5
14:00:00	173	2.5	0	0.0

Summary of Violators

2024 June Marsworth Road

from Mon-Apr-29-2024-11-00-AM to Wed-Jun-19-2024-02-59-PM

15:00:00	195	2.3	1	37.5
16:00:00	192	2.4	2	37.5
17:00:00	227	1.7	0	0.0
18:00:00	153	3.1	3	39.2
19:00:00	111	3.6	1	42.5
20:00:00	62	5.4	0	0.0
21:00:00	58	5.5	0	0.0
22:00:00	45	8.2	1	42.5
23:00:00	22	14.2	1	37.5
00:00:00	12	15.8	0	0.0
01:00:00	13	10.0	0	0.0
02:00:00	5	18.0	0	0.0
03:00:00	5	18.0	0	0.0
04:00:00	3	18.3	0	0.0
05:00:00	11	15.9	0	0.0
06:00:00	21	17.4	4	41.3
07:00:00	37	10.3	2	37.5
08:00:00	74	5.6	1	37.5
09:00:00	92	4.5	1	37.5
10:00:00	139	3.0	0	0.0
11:00:00	173	2.1	0	0.0
12:00:00	125	3.6	3	37.5
13:00:00	156	2.9	4	37.5
14:00:00	173	2.1	0	0.0
15:00:00	152	3.0	1	37.5
16:00:00	122	3.1	0	0.0
17:00:00	129	3.0	0	0.0
18:00:00	122	3.7	1	37.5
19:00:00	94	4.0	1	37.5
20:00:00	60	6.0	4	37.5
21:00:00	42	7.7	1	37.5
22:00:00	41	9.0	0	0.0
23:00:00	25	10.8	0	0.0
00:00:00	22	10.5	0	0.0
01:00:00	14	16.8	0	0.0
02:00:00	10	12.3	0	0.0
03:00:00	3	20.8	0	0.0
04:00:00	5	22.0	0	0.0
05:00:00	4	19.4	0	0.0
06:00:00	10	15.8	1	37.5
07:00:00	32	8.8	0	0.0
08:00:00	48	9.9	2	37.5
09:00:00	99	4.1	1	37.5
10:00:00	117	3.5	0	0.0
11:00:00	146	2.8	1	37.5
12:00:00	149	2.9	1	42.5
13:00:00	125	3.0	0	0.0
14:00:00	136	3.1	0	0.0
15:00:00	120	3.4	1	37.5

Summary of Violators

2024 June Marsworth Road

from Mon-Apr-29-2024-11-00-AM to Wed-Jun-19-2024-02-59-PM

16:00:00	159	2.4	0	0.0
17:00:00	117	3.2	1	37.5
18:00:00	110	4.3	0	0.0
19:00:00	95	4.3	0	0.0
20:00:00	71	5.8	0	0.0
21:00:00	49	7.7	0	0.0
22:00:00	37	8.4	0	0.0
23:00:00	14	15.2	0	0.0
00:00:00	10	14.0	0	0.0
01:00:00	7	20.0	0	0.0
02:00:00	1	27.5	0	0.0
03:00:00	6	26.7	0	0.0
04:00:00	5	20.0	0	0.0
05:00:00	19	17.4	1	37.5
06:00:00	40	10.5	2	40.0
07:00:00	124	3.7	1	37.5
08:00:00	260	1.3	0	0.0
09:00:00	173	2.2	0	0.0
10:00:00	165	2.3	0	0.0
11:00:00	115	3.5	0	0.0
12:00:00	107	3.7	0	0.0
13:00:00	119	3.3	0	0.0
14:00:00	131	3.1	0	0.0
15:00:00	194	2.0	1	37.5
16:00:00	209	2.0	1	37.5
17:00:00	292	1.7	2	37.5
18:00:00	195	2.2	1	37.5
19:00:00	138	2.9	0	0.0
20:00:00	66	5.6	0	0.0
21:00:00	59	6.2	1	37.5
22:00:00	20	11.5	0	0.0
23:00:00	6	15.0	0	0.0
00:00:00	6	26.7	0	0.0
01:00:00	4	14.4	0	0.0
02:00:00	6	17.1	0	0.0
03:00:00	3	15.0	0	0.0
04:00:00	7	14.3	0	0.0
05:00:00	18	14.7	1	37.5
06:00:00	48	7.6	1	37.5
07:00:00	149	2.5	0	0.0
08:00:00	283	1.4	0	0.0
09:00:00	149	2.6	0	0.0
10:00:00	103	3.4	0	0.0
11:00:00	150	2.9	0	0.0
12:00:00	140	3.2	0	0.0
13:00:00	115	3.1	0	0.0
14:00:00	112	3.6	0	0.0
15:00:00	167	2.5	0	0.0
16:00:00	195	2.0	2	37.5

Summary of Violators

2024 June Marsworth Road

from Mon-Apr-29-2024-11-00-AM to Wed-Jun-19-2024-02-59-PM

17:00:00	301	1.5	0	0.0
18:00:00	231	1.8	0	0.0
19:00:00	134	3.6	1	42.5
20:00:00	75	5.5	1	37.5
21:00:00	48	8.3	0	0.0
22:00:00	33	8.6	0	0.0
23:00:00	14	16.1	1	37.5
00:00:00	6	26.7	0	0.0
01:00:00	2	17.5	0	0.0
02:00:00	2	25.0	0	0.0
03:00:00	3	24.2	0	0.0
04:00:00	5	13.5	0	0.0
05:00:00	19	18.3	2	40.0
06:00:00	37	10.2	1	37.5
07:00:00	150	3.7	2	45.0
08:00:00	292	1.4	0	0.0
09:00:00	168	2.7	0	0.0
10:00:00	112	4.0	0	0.0
11:00:00	152	2.8	1	37.5
12:00:00	116	3.2	0	0.0
13:00:00	100	4.1	1	37.5
14:00:00	141	2.6	0	0.0
15:00:00	191	2.2	0	0.0
16:00:00	184	2.6	0	0.0
17:00:00	319	1.3	0	0.0
18:00:00	239	1.6	0	0.0
19:00:00	138	2.9	0	0.0
20:00:00	112	3.1	0	0.0
21:00:00	59	5.8	0	0.0
22:00:00	30	8.9	0	0.0
23:00:00	12	15.0	0	0.0
00:00:00	4	25.0	0	0.0
01:00:00	5	16.0	0	0.0
02:00:00	2	22.5	0	0.0
03:00:00	6	20.4	0	0.0
04:00:00	5	18.0	0	0.0
05:00:00	17	14.6	1	37.5
06:00:00	38	11.3	3	37.5
07:00:00	134	3.2	0	0.0
08:00:00	255	1.5	1	37.5
09:00:00	181	2.2	0	0.0
10:00:00	163	2.4	0	0.0
11:00:00	173	2.1	0	0.0
12:00:00	181	2.3	0	0.0
13:00:00	156	2.8	1	37.5
14:00:00	160	2.6	1	37.5
15:00:00	197	2.2	0	0.0
16:00:00	211	2.1	0	0.0
17:00:00	325	1.3	0	0.0

Summary of Violators

2024 June Marsworth Road

from Mon-Apr-29-2024-11-00-AM to Wed-Jun-19-2024-02-59-PM

18:00:00	228	2.0	1	37.5
19:00:00	116	4.4	3	37.5
20:00:00	95	4.6	1	37.5
21:00:00	75	5.6	1	37.5
22:00:00	58	7.5	2	37.5
23:00:00	11	19.1	0	0.0
00:00:00	12	14.0	0	0.0
01:00:00	4	26.3	0	0.0
02:00:00	2	11.3	0	0.0
03:00:00	6	19.6	0	0.0
04:00:00	5	20.0	1	37.5
05:00:00	16	16.7	2	40.0
06:00:00	44	6.9	1	42.5
07:00:00	116	3.4	1	37.5
08:00:00	215	2.5	2	37.5
09:00:00	197	1.8	0	0.0
10:00:00	191	2.0	0	0.0
11:00:00	196	2.3	1	42.5
12:00:00	228	1.8	1	37.5
13:00:00	161	3.2	3	37.5
14:00:00	151	2.8	0	0.0
15:00:00	231	1.8	0	0.0
16:00:00	265	1.6	3	37.5
17:00:00	275	1.3	0	0.0
18:00:00	218	1.8	1	37.5
19:00:00	132	3.1	0	0.0
20:00:00	90	5.3	3	37.5
21:00:00	61	6.1	1	37.5
22:00:00	27	11.2	0	0.0
23:00:00	33	9.6	0	0.0
00:00:00	14	13.9	0	0.0
01:00:00	7	22.9	0	0.0
02:00:00	8	20.9	0	0.0
03:00:00	4	25.0	1	37.5
04:00:00	6	22.9	1	37.5
05:00:00	6	18.3	0	0.0
06:00:00	21	16.8	1	37.5
07:00:00	48	8.3	1	37.5
08:00:00	100	3.8	1	42.5
09:00:00	122	3.4	0	0.0
10:00:00	147	2.5	0	0.0
11:00:00	150	2.4	0	0.0
12:00:00	167	2.6	0	0.0
13:00:00	147	2.8	0	0.0
14:00:00	156	2.6	0	0.0
15:00:00	165	2.4	0	0.0
16:00:00	158	2.9	0	0.0
17:00:00	147	2.9	1	37.5
18:00:00	146	3.0	0	0.0

Summary of Violators

2024 June Marsworth Road

from Mon-Apr-29-2024-11-00-AM to Wed-Jun-19-2024-02-59-PM

19:00:00	102	4.0	0	0.0
20:00:00	83	5.7	3	39.2
21:00:00	59	6.4	2	37.5
22:00:00	47	6.9	0	0.0
23:00:00	40	9.9	2	40.0
00:00:00	20	9.6	0	0.0
01:00:00	5	24.5	0	0.0
02:00:00	4	23.8	0	0.0
03:00:00	3	24.2	0	0.0
04:00:00	2	27.5	0	0.0
05:00:00	5	28.5	1	37.5
06:00:00	11	21.1	0	0.0
07:00:00	36	10.1	1	42.5
08:00:00	69	6.2	1	37.5
09:00:00	78	4.4	1	37.5
10:00:00	145	2.7	0	0.0
11:00:00	151	2.2	0	0.0
12:00:00	153	2.8	0	0.0
13:00:00	169	2.4	0	0.0
14:00:00	173	2.2	0	0.0
15:00:00	199	2.2	1	37.5
16:00:00	187	2.2	0	0.0
17:00:00	144	2.9	1	37.5
18:00:00	114	4.1	2	37.5
19:00:00	74	4.3	0	0.0
20:00:00	41	8.9	2	37.5
21:00:00	39	8.6	0	0.0
22:00:00	21	10.1	0	0.0
23:00:00	14	12.9	0	0.0
00:00:00	10	19.0	0	0.0
01:00:00	28	3.4	0	0.0
02:00:00	17	1.6	0	0.0
03:00:00	13	6.5	0	0.0
04:00:00	4	14.4	0	0.0
05:00:00	36	8.8	0	0.0
06:00:00	37	10.6	2	37.5
07:00:00	115	3.2	0	0.0
08:00:00	230	1.9	1	37.5
09:00:00	136	3.0	0	0.0
10:00:00	175	2.2	0	0.0
11:00:00	162	2.3	0	0.0
12:00:00	196	1.8	0	0.0
13:00:00	189	2.2	0	0.0
14:00:00	156	2.7	0	0.0
15:00:00	242	2.0	1	37.5
16:00:00	202	1.9	0	0.0
17:00:00	286	1.4	0	0.0
18:00:00	235	1.7	0	0.0
19:00:00	134	3.9	2	47.5

Summary of Violators

2024 June Marsworth Road

from Mon-Apr-29-2024-11-00-AM to Wed-Jun-19-2024-02-59-PM

20:00:00	81	4.7	2	37.5
21:00:00	48	6.6	0	0.0
22:00:00	22	10.0	0	0.0
23:00:00	17	14.6	1	37.5
00:00:00	6	20.4	0	0.0
01:00:00	6	21.3	0	0.0
02:00:00	6	12.1	0	0.0
03:00:00	3	15.0	0	0.0
04:00:00	2	27.5	0	0.0
05:00:00	19	14.3	2	40.0
06:00:00	44	9.5	2	40.0
07:00:00	148	3.4	2	37.5
08:00:00	237	1.7	0	0.0
09:00:00	190	2.1	1	37.5
10:00:00	138	3.1	0	0.0
11:00:00	145	2.8	1	37.5
12:00:00	156	2.3	0	0.0
13:00:00	141	2.9	1	37.5
14:00:00	191	2.1	0	0.0
15:00:00	223	2.0	0	0.0
16:00:00	194	2.0	0	0.0
17:00:00	334	1.4	2	37.5
18:00:00	235	2.0	1	42.5
19:00:00	108	4.1	1	37.5
20:00:00	79	4.8	0	0.0
21:00:00	45	7.0	0	0.0
22:00:00	41	8.7	0	0.0
23:00:00	12	17.7	0	0.0
00:00:00	2	32.5	1	37.5
01:00:00	2	30.0	0	0.0
02:00:00	4	26.3	0	0.0
03:00:00	5	20.0	0	0.0
04:00:00	1	17.5	0	0.0
05:00:00	10	22.0	1	37.5
06:00:00	63	7.9	4	40.0
07:00:00	152	3.1	1	37.5
08:00:00	291	1.4	0	0.0
09:00:00	150	2.7	0	0.0
10:00:00	147	2.6	0	0.0
11:00:00	138	2.6	0	0.0
12:00:00	159	2.1	0	0.0
13:00:00	169	2.1	0	0.0
14:00:00	157	2.1	0	0.0
15:00:00	208	2.3	1	37.5
16:00:00	203	2.3	0	0.0
17:00:00	332	1.6	3	40.8
18:00:00	224	2.0	0	0.0
19:00:00	148	2.8	1	42.5
20:00:00	96	4.7	1	37.5

Summary of Violators

2024 June Marsworth Road

from Mon-Apr-29-2024-11-00-AM to Wed-Jun-19-2024-02-59-PM

21:00:00	52	9.1	2	40.0
22:00:00	37	7.6	0	0.0
23:00:00	14	15.5	1	37.5
00:00:00	5	18.0	0	0.0
01:00:00	5	17.0	0	0.0
02:00:00	4	26.3	0	0.0
03:00:00	5	18.0	0	0.0
04:00:00	6	20.8	0	0.0
05:00:00	14	20.0	1	37.5
06:00:00	49	10.1	4	40.0
07:00:00	130	3.2	0	0.0
08:00:00	234	1.9	2	37.5
09:00:00	164	2.7	1	37.5
10:00:00	177	2.1	0	0.0
11:00:00	152	2.6	0	0.0
12:00:00	164	2.5	0	0.0
13:00:00	157	2.5	0	0.0
14:00:00	142	2.5	0	0.0
15:00:00	227	1.7	0	0.0
16:00:00	215	2.0	0	0.0
17:00:00	291	1.5	0	0.0
18:00:00	226	1.9	0	0.0
19:00:00	118	3.3	0	0.0
20:00:00	87	5.1	2	40.0
21:00:00	53	7.4	1	37.5
22:00:00	54	6.5	0	0.0
23:00:00	20	13.4	1	37.5
00:00:00	6	23.3	0	0.0
01:00:00	2	11.3	0	0.0
02:00:00	3	17.5	0	0.0
03:00:00	3	16.7	0	0.0
04:00:00	3	15.0	0	0.0
05:00:00	16	13.6	0	0.0
06:00:00	36	9.9	1	42.5
07:00:00	110	3.2	1	37.5
08:00:00	230	1.8	0	0.0
09:00:00	189	2.2	0	0.0
10:00:00	131	3.0	0	0.0
11:00:00	206	1.9	0	0.0
12:00:00	209	2.0	0	0.0
13:00:00	176	2.5	0	0.0
14:00:00	178	2.1	0	0.0
15:00:00	219	1.7	0	0.0
16:00:00	281	1.3	0	0.0
17:00:00	252	1.7	1	37.5
18:00:00	185	2.4	1	37.5
19:00:00	123	3.2	0	0.0
20:00:00	83	4.7	1	37.5
21:00:00	60	6.1	1	37.5

Summary of Violators

2024 June Marsworth Road

from Mon-Apr-29-2024-11-00-AM to Wed-Jun-19-2024-02-59-PM

22:00:00	39	8.1	0	0.0
23:00:00	23	15.0	1	37.5
00:00:00	19	10.0	1	37.5
01:00:00	9	20.0	1	37.5
02:00:00	14	2.0	0	0.0
03:00:00	107	1.0	0	0.0
04:00:00	7	14.3	0	0.0
05:00:00	7	23.6	0	0.0
06:00:00	21	10.2	0	0.0
07:00:00	42	8.5	1	37.5
08:00:00	112	3.3	0	0.0
09:00:00	138	3.3	0	0.0
10:00:00	177	2.2	0	0.0
11:00:00	186	2.0	0	0.0
12:00:00	204	2.0	0	0.0
13:00:00	146	2.6	0	0.0
14:00:00	172	2.3	0	0.0
15:00:00	137	2.9	0	0.0
16:00:00	147	2.8	0	0.0
17:00:00	155	2.8	0	0.0
18:00:00	138	2.9	1	37.5
19:00:00	106	3.7	0	0.0
20:00:00	74	4.4	0	0.0
21:00:00	42	7.9	1	37.5
22:00:00	53	7.5	1	37.5
23:00:00	19	10.3	0	0.0
00:00:00	16	10.9	0	0.0
01:00:00	9	15.0	0	0.0
02:00:00	4	11.3	0	0.0
03:00:00	3	7.5	0	0.0
04:00:00	5	10.0	0	0.0
05:00:00	4	18.1	0	0.0
06:00:00	17	14.0	1	37.5
07:00:00	28	9.4	0	0.0
08:00:00	62	5.5	0	0.0
09:00:00	75	4.6	0	0.0
10:00:00	134	2.9	0	0.0
11:00:00	146	2.5	0	0.0
12:00:00	145	3.0	2	37.5
13:00:00	155	2.5	0	0.0
14:00:00	253	1.8	1	37.5
15:00:00	232	1.7	0	0.0
16:00:00	297	1.4	0	0.0
17:00:00	208	2.1	0	0.0
18:00:00	124	3.0	0	0.0
19:00:00	95	3.8	0	0.0
20:00:00	61	7.8	2	37.5
21:00:00	28	12.1	2	45.0
22:00:00	36	7.4	0	0.0

Summary of Violators

2024 June Marsworth Road

from Mon-Apr-29-2024-11-00-AM to Wed-Jun-19-2024-02-59-PM

23:00:00	18	15.0	0	0.0
00:00:00	7	23.6	2	37.5
01:00:00	4	16.9	0	0.0
02:00:00	2	11.3	0	0.0
03:00:00	6	19.6	0	0.0
04:00:00	3	18.3	0	0.0
05:00:00	10	20.5	1	37.5
06:00:00	48	10.9	4	40.0
07:00:00	137	4.4	7	38.9
08:00:00	249	1.8	0	0.0
09:00:00	155	2.6	0	0.0
10:00:00	160	2.4	0	0.0
11:00:00	134	3.0	0	0.0
12:00:00	182	2.4	0	0.0
13:00:00	180	1.9	0	0.0
14:00:00	152	2.0	0	0.0
15:00:00	195	1.8	0	0.0
16:00:00	218	1.7	1	37.5
17:00:00	318	1.4	1	37.5
18:00:00	232	1.9	0	0.0
19:00:00	128	3.1	0	0.0
20:00:00	80	5.8	2	37.5
21:00:00	69	5.2	0	0.0
22:00:00	38	11.4	2	37.5
23:00:00	9	20.3	0	0.0
00:00:00	3	24.2	0	0.0
01:00:00	5	19.0	0	0.0
02:00:00	4	15.6	0	0.0
03:00:00	8	13.4	0	0.0
04:00:00	5	22.5	0	0.0
05:00:00	15	19.8	1	37.5
06:00:00	54	8.7	3	42.5
07:00:00	154	3.0	1	37.5
08:00:00	264	1.7	0	0.0
09:00:00	171	2.4	0	0.0
10:00:00	148	2.5	0	0.0
11:00:00	158	2.6	2	42.5
12:00:00	187	1.7	0	0.0
13:00:00	159	2.1	0	0.0
14:00:00	157	2.9	0	0.0
15:00:00	199	2.0	1	37.5
16:00:00	213	1.9	0	0.0
17:00:00	307	1.4	0	0.0
18:00:00	225	2.0	1	37.5
19:00:00	176	2.5	3	37.5
20:00:00	84	4.4	1	37.5
21:00:00	62	6.3	1	42.5
22:00:00	48	8.3	1	42.5
23:00:00	24	12.9	0	0.0

Incoming Histogram

2024 June Marsworth Road

from Mon-Apr-29-2024-11-00-AM to Wed-Jun-19-2024-02-59-PM

Date	Starting Hr:min	<15	15 to <20	20 to <25	25 to <30	30 to <35	35 to <40	40 to <45	45 to <50	50 to <55	55 to <60	60 to <65	65 to <70	70 to <75	75 to <80	80 to <85	85 to <90	90 to <95	95 to <100	100 to >105	Total Counts	Avg Speed (MPH)	85pct Speed	10MPH Pace	% in pace	# of Speeders	% Speeders	
29/04/2024	00:00	*	*	*	*	*	*	*	*	*	*	*	*	*	*	*	*	*	*	*	*	*	*	*	*	*	*	
29/04/2024	01:00	*	*	*	*	*	*	*	*	*	*	*	*	*	*	*	*	*	*	*	*	*	*	*	*	*	*	
29/04/2024	02:00	*	*	*	*	*	*	*	*	*	*	*	*	*	*	*	*	*	*	*	*	*	*	*	*	*	*	
29/04/2024	03:00	*	*	*	*	*	*	*	*	*	*	*	*	*	*	*	*	*	*	*	*	*	*	*	*	*	*	
29/04/2024	04:00	*	*	*	*	*	*	*	*	*	*	*	*	*	*	*	*	*	*	*	*	*	*	*	*	*	*	
29/04/2024	05:00	*	*	*	*	*	*	*	*	*	*	*	*	*	*	*	*	*	*	*	*	*	*	*	*	*	*	
29/04/2024	06:00	*	*	*	*	*	*	*	*	*	*	*	*	*	*	*	*	*	*	*	*	*	*	*	*	*	*	
29/04/2024	07:00	*	*	*	*	*	*	*	*	*	*	*	*	*	*	*	*	*	*	*	*	*	*	*	*	*	*	
29/04/2024	08:00	*	*	*	*	*	*	*	*	*	*	*	*	*	*	*	*	*	*	*	*	*	*	*	*	*	*	
29/04/2024	09:00	*	*	*	*	*	*	*	*	*	*	*	*	*	*	*	*	*	*	*	*	*	*	*	*	*	*	
29/04/2024	10:00	*	*	*	*	*	*	*	*	*	*	*	*	*	*	*	*	*	*	*	*	*	*	*	*	*	*	
29/04/2024	11:00	12	23	36	12	1	0	0	0	0	0	0	0	0	0	0	0	0	0	0	0	84	20.1	25	15 to 25	70.2	*	*
29/04/2024	12:00	2	18	64	34	6	1	0	0	0	0	0	0	0	0	0	0	0	0	0	0	125	23.5	28.2	20 to 30	78.4	1	0.8
29/04/2024	13:00	1	27	54	31	6	0	0	0	0	0	0	0	0	0	0	0	0	0	0	0	119	23.1	28.1	20 to 30	71.4	*	*
29/04/2024	14:00	5	29	78	36	9	0	0	0	0	0	0	0	0	0	0	0	0	0	0	0	157	22.9	27.9	20 to 30	72.6	*	*
29/04/2024	15:00	3	61	83	36	1	0	0	0	0	0	0	0	0	0	0	0	0	0	0	0	184	21.7	26.2	15 to 25	78.3	*	*
29/04/2024	16:00	2	29	112	67	8	2	0	0	0	0	0	0	0	0	0	0	0	0	0	0	220	23.8	28.3	20 to 30	81.4	2	0.9
29/04/2024	17:00	3	38	122	83	9	1	0	0	0	0	0	0	0	0	0	0	0	0	0	0	256	23.6	28.3	20 to 30	80.1	1	0.4
29/04/2024	18:00	4	24	80	39	8	0	0	0	0	0	0	0	0	0	0	0	0	0	0	0	155	23.2	28.1	20 to 30	76.8	*	*
29/04/2024	19:00	2	14	29	37	9	1	0	0	0	0	0	0	0	0	0	0	0	0	0	0	92	24.6	29.5	20 to 30	71.7	1	1.1
29/04/2024	20:00	1	7	22	38	5	1	0	0	0	0	0	0	0	0	0	0	0	0	0	0	74	25.3	29.3	20 to 30	81.1	1	1.4
29/04/2024	21:00	0	9	24	9	4	1	0	0	0	0	0	0	0	0	0	0	0	0	0	0	47	23.6	28.9	15 to 25	70.2	1	2.1
29/04/2024	22:00	0	4	7	6	1	0	0	0	0	0	0	0	0	0	0	0	0	0	0	0	18	23.5	28.3	20 to 30	72.2	*	*
29/04/2024	23:00	0	0	5	1	0	0	0	0	0	0	0	0	0	0	0	0	0	0	0	0	6	23.2	25	20 to 30	100.0	*	*
24 Hr Summary		35	283	716	429	67	7	0	0	0	0	0	0	0	0	0	0	0	0	0	0	1537	23.2	28.2	20 to 30	74.5	7	0.5

Incoming Histogram

2024 June Marsworth Road

from Mon-Apr-29-2024-11-00-AM to Wed-Jun-19-2024-02-59-PM

Date	Starting Hr:min	<15	15 to <20	20 to <25	25 to <30	30 to <35	35 to <40	40 to <45	45 to <50	50 to <55	55 to <60	60 to <65	65 to <70	70 to <75	75 to <80	80 to <85	85 to <90	90 to <95	95 to <100	100 to >105	Total Counts	Avg Speed (MPH)	85pct Speed	10MPH Pace	% in pace	# of Speeders	% Speeders
30/04/2024	00:00	0	0	1	4	0	0	0	0	0	0	0	0	0	0	0	0	0	0	0	5	26.2	28.8	20 to 30	100.0	*	*
30/04/2024	01:00	0	0	0	2	0	0	0	0	0	0	0	0	0	0	0	0	0	0	0	2	27	30	20 to 30	100.0	*	*
30/04/2024	02:00	0	0	3	0	0	0	0	0	0	0	0	0	0	0	0	0	0	0	0	3	22.3	25	15 to 25	100.0	*	*
30/04/2024	03:00	0	1	4	0	0	0	0	0	0	0	0	0	0	0	0	0	0	0	0	5	21.4	23.8	15 to 25	100.0	*	*
30/04/2024	04:00	0	0	3	2	2	0	0	0	0	0	0	0	0	0	0	0	0	0	0	7	26.3	32.5	20 to 30	71.4	*	*
30/04/2024	05:00	1	0	5	11	1	1	0	0	0	0	0	0	0	0	0	0	0	0	0	19	26	29.5	20 to 30	84.2	1	5.3
30/04/2024	06:00	0	3	18	15	9	2	0	0	0	0	0	0	0	0	0	0	0	0	0	47	26.3	32.2	20 to 30	70.2	2	4.3
30/04/2024	07:00	7	26	60	41	11	1	0	0	0	0	0	0	0	0	0	0	0	0	0	146	23.3	28.8	20 to 30	69.2	1	0.7
30/04/2024	08:00	44	69	81	39	3	0	0	0	0	0	0	0	0	0	0	0	0	0	0	236	19.9	25.9	15 to 25	63.6	*	*
30/04/2024	09:00	19	42	73	24	1	0	0	0	0	0	0	0	0	0	0	0	0	0	0	159	20.6	25.2	15 to 25	72.3	*	*
30/04/2024	10:00	19	33	67	31	2	0	0	0	0	0	0	0	0	0	0	0	0	0	0	152	21.1	26.6	15 to 25	65.8	*	*
30/04/2024	11:00	36	47	66	27	1	0	0	0	0	0	0	0	0	0	0	0	0	0	0	177	19.6	25.2	15 to 25	63.8	*	*
30/04/2024	12:00	20	31	61	32	3	0	0	0	0	0	0	0	0	0	0	0	0	0	0	147	21.2	27	20 to 30	63.3	*	*
30/04/2024	13:00	3	36	61	24	2	1	0	0	0	0	0	0	0	0	0	0	0	0	0	127	22	26.7	15 to 25	76.4	1	0.8
30/04/2024	14:00	23	44	76	27	3	1	0	0	0	0	0	0	0	0	0	0	0	0	0	174	20.8	25.9	15 to 25	69.0	1	0.6
30/04/2024	15:00	23	71	94	19	3	0	1	0	0	0	0	0	0	0	0	0	0	0	0	211	20.3	24.5	15 to 25	78.2	1	0.5
30/04/2024	16:00	25	112	92	36	3	0	0	0	0	0	0	0	0	0	0	0	0	0	0	268	20.1	24.9	15 to 25	76.1	*	*
30/04/2024	17:00	9	87	149	41	4	1	0	0	0	0	0	0	0	0	0	0	0	0	0	291	21.5	25.2	15 to 25	81.1	1	0.3
30/04/2024	18:00	15	56	100	47	9	1	0	0	0	0	0	0	0	0	0	0	0	0	0	228	22	27.4	15 to 25	68.4	1	0.4
30/04/2024	19:00	3	30	70	34	6	0	0	0	0	0	0	0	0	0	0	0	0	0	0	143	22.8	27.8	20 to 30	72.7	*	*
30/04/2024	20:00	1	11	27	19	6	0	1	0	0	0	0	0	0	0	0	0	0	0	0	65	24.1	29.2	20 to 30	70.8	1	1.5
30/04/2024	21:00	0	4	22	12	5	0	0	0	0	0	0	0	0	0	0	0	0	0	0	43	24.5	29.6	20 to 30	79.1	*	*
30/04/2024	22:00	1	7	11	12	3	0	0	0	0	0	0	0	0	0	0	0	0	0	0	34	23.5	29.2	20 to 30	67.6	*	*
30/04/2024	23:00	0	1	4	2	1	0	0	0	0	0	0	0	0	0	0	0	0	0	0	8	24	30	20 to 30	75.0	*	*
24 Hr Summary		249	711	1148	501	78	8	2	0	0	0	0	0	0	0	0	0	0	0	0	2697	21.4	26.8	15 to 25	68.9	10	0.4

Incoming Histogram

2024 June Marsworth Road

from Mon-Apr-29-2024-11-00-AM to Wed-Jun-19-2024-02-59-PM

Date	Starting Hr:min	<15	15 to <20	20 to <25	25 to <30	30 to <35	35 to <40	40 to <45	45 to <50	50 to <55	55 to <60	60 to <65	65 to <70	70 to <75	75 to <80	80 to <85	85 to <90	90 to <95	95 to <100	100 to >105	Total Counts	Avg Speed (MPH)	85pct Speed	10MPH Pace	% in pace	# of Speeders	% Speeders
01/05/2024	00:00	0	1	1	3	0	0	0	0	0	0	0	0	0	0	0	0	0	0	0	5	24.2	28.3	20 to 30	80.0	*	*
01/05/2024	01:00	0	1	3	0	0	0	0	0	0	0	0	0	0	0	0	0	0	0	0	4	20.8	23.3	15 to 25	100.0	*	*
01/05/2024	02:00	0	0	0	0	0	0	0	0	0	0	0	0	0	0	0	0	0	0	0	0	0	0	*	*	*	*
01/05/2024	03:00	1	1	0	0	0	0	0	0	0	0	0	0	0	0	0	0	0	0	0	2	14.5	20	10 to 20	100.0	*	*
01/05/2024	04:00	1	1	1	1	0	0	0	0	0	0	0	0	0	0	0	0	0	0	0	4	19.5	25	10 to 20	50.0	*	*
01/05/2024	05:00	0	1	12	6	4	1	1	0	0	0	0	0	0	0	0	0	0	0	0	25	26.4	32.5	20 to 30	72.0	2	8.0
01/05/2024	06:00	0	1	20	19	8	1	0	0	0	0	0	0	0	0	0	0	0	0	0	49	26.2	31.2	20 to 30	79.6	1	2.0
01/05/2024	07:00	4	33	61	52	7	0	0	0	0	0	0	0	0	0	0	0	0	0	0	157	23.1	28.4	20 to 30	72.0	*	*
01/05/2024	08:00	15	56	128	45	5	1	0	0	0	0	0	0	0	0	0	0	0	0	0	250	21.9	26.4	15 to 25	73.6	1	0.4
01/05/2024	09:00	4	28	69	24	1	0	0	0	0	0	0	0	0	0	0	0	0	0	0	126	22.1	26.2	15 to 25	77.0	*	*
01/05/2024	10:00	23	40	66	16	2	0	0	0	0	0	0	0	0	0	0	0	0	0	0	147	20.1	24.7	15 to 25	72.1	*	*
01/05/2024	11:00	10	45	72	28	4	0	0	0	0	0	0	0	0	0	0	0	0	0	0	159	21.5	26.4	15 to 25	73.6	*	*
01/05/2024	12:00	6	44	67	31	2	0	0	0	0	0	0	0	0	0	0	0	0	0	0	150	21.7	26.8	15 to 25	74.0	*	*
01/05/2024	13:00	13	28	59	37	5	1	0	0	0	0	0	0	0	0	0	0	0	0	0	143	22.2	28	20 to 30	67.1	1	0.7
01/05/2024	14:00	15	51	89	34	3	0	0	0	0	0	0	0	0	0	0	0	0	0	0	192	21.4	26.2	15 to 25	72.9	*	*
01/05/2024	15:00	38	47	83	18	4	0	0	0	0	0	0	0	0	0	0	0	0	0	0	190	19.7	24.6	15 to 25	68.4	*	*
01/05/2024	16:00	11	49	116	48	4	2	0	0	0	0	0	0	0	0	0	0	0	0	0	230	22.2	27.1	15 to 25	71.7	2	0.9
01/05/2024	17:00	10	60	144	59	4	0	0	0	0	0	0	0	0	0	0	0	0	0	0	277	22.2	26.8	15 to 25	73.6	*	*
01/05/2024	18:00	4	25	109	66	5	0	0	0	0	0	0	0	0	0	0	0	0	0	0	209	23.5	28	20 to 30	83.7	*	*
01/05/2024	19:00	0	12	58	34	11	0	0	0	0	0	0	0	0	0	0	0	0	0	0	115	24.4	29.1	20 to 30	80.0	*	*
01/05/2024	20:00	1	7	43	31	5	0	0	0	0	0	0	0	0	0	0	0	0	0	0	87	24.3	28.7	20 to 30	85.1	*	*
01/05/2024	21:00	0	10	25	12	5	0	0	0	0	0	0	0	0	0	0	0	0	0	0	52	23.6	28.8	20 to 30	71.2	*	*
01/05/2024	22:00	0	2	12	9	0	0	0	0	0	0	0	0	0	0	0	0	0	0	0	23	23.9	28.3	20 to 30	91.3	*	*
01/05/2024	23:00	1	3	5	2	2	0	0	0	0	0	0	0	0	0	0	0	0	0	0	13	22.7	30	15 to 25	61.5	*	*
24 Hr Summary		157	546	1243	575	81	6	1	0	0	0	0	0	0	0	0	0	0	0	0	2609	22.2	27.4	20 to 30	69.7	7	0.3

Incoming Histogram

2024 June Marsworth Road

from Mon-Apr-29-2024-11-00-AM to Wed-Jun-19-2024-02-59-PM

Date	Starting Hr:min	<15	15 to <20	20 to <25	25 to <30	30 to <35	35 to <40	40 to <45	45 to <50	50 to <55	55 to <60	60 to <65	65 to <70	70 to <75	75 to <80	80 to <85	85 to <90	90 to <95	95 to <100	100 to >105	Total Counts	Avg Speed (MPH)	85pct Speed	10MPH Pace	% in pace	# of Speeders	% Speeders
02/05/2024	00:00	0	1	1	3	1	1	1	0	0	0	0	0	0	0	0	0	0	0	0	8	29	40	20 to 30	50.0	2	25.0
02/05/2024	01:00	0	0	2	0	0	0	0	0	0	0	0	0	0	0	0	0	0	0	0	2	22	25	15 to 25	100.0	*	*
02/05/2024	02:00	0	0	0	0	1	0	0	0	0	0	0	0	0	0	0	0	0	0	0	1	32	35	25 to 35	100.0	*	*
02/05/2024	03:00	1	0	3	1	0	0	1	0	0	0	0	0	0	0	0	0	0	0	0	6	24.5	30	20 to 30	66.7	1	16.7
02/05/2024	04:00	1	2	1	1	1	0	0	0	0	0	0	0	0	0	0	0	0	0	0	6	21.2	30	10 to 20	50.0	*	*
02/05/2024	05:00	0	3	2	6	2	2	0	0	0	0	0	0	0	0	0	0	0	0	0	15	26.5	35	20 to 30	53.3	2	13.3
02/05/2024	06:00	0	1	16	19	10	2	0	0	0	0	0	0	0	0	0	0	0	0	0	48	27	32.5	20 to 30	72.9	2	4.2
02/05/2024	07:00	0	14	66	42	8	2	1	0	0	0	0	0	0	0	0	0	0	0	0	133	24.5	28.9	20 to 30	81.2	3	2.3
02/05/2024	08:00	30	63	93	32	4	0	0	0	0	0	0	0	0	0	0	0	0	0	0	222	20.4	25.5	15 to 25	70.3	*	*
02/05/2024	09:00	21	37	61	30	4	1	0	0	0	0	0	0	0	0	0	0	0	0	0	154	21.1	27	15 to 25	63.6	1	0.6
02/05/2024	10:00	23	40	49	15	2	1	0	0	0	0	0	0	0	0	0	0	0	0	0	130	19.8	24.8	15 to 25	68.5	1	0.8
02/05/2024	11:00	23	32	43	29	6	0	0	0	0	0	0	0	0	0	0	0	0	0	0	133	21	27.6	15 to 25	56.4	*	*
02/05/2024	12:00	10	47	54	22	1	0	0	0	0	0	0	0	0	0	0	0	0	0	0	134	20.8	25.7	15 to 25	75.4	*	*
02/05/2024	13:00	2	23	45	29	3	0	0	0	0	0	0	0	0	0	0	0	0	0	0	102	22.9	27.9	20 to 30	72.5	*	*
02/05/2024	14:00	11	47	74	36	6	2	0	0	0	0	0	0	0	0	0	0	0	0	0	176	22	27.5	15 to 25	68.8	2	1.1
02/05/2024	15:00	31	52	81	27	2	0	0	0	0	0	0	0	0	0	0	0	0	0	0	193	20.1	25	15 to 25	68.9	*	*
02/05/2024	16:00	29	82	117	39	3	0	0	0	0	0	0	0	0	0	0	0	0	0	0	270	20.6	25.3	15 to 25	73.7	*	*
02/05/2024	17:00	13	58	129	71	6	0	0	0	0	0	0	0	0	0	0	0	0	0	0	277	22.4	27.5	20 to 30	72.2	*	*
02/05/2024	18:00	14	34	81	44	9	2	1	0	0	0	0	0	0	0	0	0	0	0	0	185	22.6	28.2	20 to 30	67.6	3	1.6
02/05/2024	19:00	5	23	38	36	6	1	0	0	0	0	0	0	0	0	0	0	0	0	0	109	23.1	28.8	20 to 30	67.9	1	0.9
02/05/2024	20:00	1	11	39	22	6	0	0	0	0	0	0	0	0	0	0	0	0	0	0	79	23.8	28.6	20 to 30	77.2	*	*
02/05/2024	21:00	2	8	20	13	2	0	1	0	0	0	0	0	0	0	0	0	0	0	0	46	23.4	28.5	20 to 30	71.7	1	2.2
02/05/2024	22:00	3	3	9	9	2	0	0	0	0	0	0	0	0	0	0	0	0	0	0	26	22.9	28.9	20 to 30	69.2	*	*
02/05/2024	23:00	0	1	11	7	2	1	0	0	0	0	0	0	0	0	0	0	0	0	0	22	25.4	30	20 to 30	81.8	1	4.5
24 Hr Summary		220	582	1035	533	87	15	5	0	0	0	0	0	0	0	0	0	0	0	0	2477	21.9	27.5	15 to 25	65.3	20	0.8

Incoming Histogram

2024 June Marsworth Road

from Mon-Apr-29-2024-11-00-AM to Wed-Jun-19-2024-02-59-PM

Date	Starting Hr:min	<15	15 to <20	20 to <25	25 to <30	30 to <35	35 to <40	40 to <45	45 to <50	50 to <55	55 to <60	60 to <65	65 to <70	70 to <75	75 to <80	80 to <85	85 to <90	90 to <95	95 to <100	100 to >105	Total Counts	Avg Speed (MPH)	85pct Speed	10MPH Pace	% in pace	# of Speeders	% Speeders	
03/05/2024	00:00	62	1	2	2	0	0	0	0	0	0	0	0	0	0	0	0	0	0	0	0	67	9.9	13.5	5 to 15	92.5	*	*
03/05/2024	01:00	207	0	1	0	0	0	0	0	0	0	0	0	0	0	0	0	0	0	0	0	208	9	12.5	5 to 15	99.5	*	*
03/05/2024	02:00	20	0	1	1	1	1	0	0	0	0	0	0	0	0	0	0	0	0	0	0	24	11.3	15	5 to 15	83.3	1	4.2
03/05/2024	03:00	16	0	3	1	1	0	0	0	0	0	0	0	0	0	0	0	0	0	0	0	21	12.2	23.3	5 to 15	76.2	*	*
03/05/2024	04:00	1	2	3	3	0	0	0	0	0	0	0	0	0	0	0	0	0	0	0	0	9	21.7	28.3	20 to 30	66.7	*	*
03/05/2024	05:00	0	0	8	4	4	0	0	0	0	0	0	0	0	0	0	0	0	0	0	0	16	26.2	32.5	20 to 30	75.0	*	*
03/05/2024	06:00	0	3	14	12	5	1	0	0	0	0	0	0	0	0	0	0	0	0	0	0	35	25.5	31	20 to 30	74.3	1	2.9
03/05/2024	07:00	1	11	62	48	3	1	0	0	0	0	0	0	0	0	0	0	0	0	0	0	126	24.2	28.4	20 to 30	87.3	1	0.8
03/05/2024	08:00	123	30	61	16	3	1	1	0	0	0	0	0	0	0	0	0	0	0	0	0	235	15.8	23.9	5 to 15	52.3	2	0.9
03/05/2024	09:00	23	40	45	16	1	0	0	0	0	0	0	0	0	0	0	0	0	0	0	0	125	19.4	24.8	15 to 25	68.0	*	*
03/05/2024	10:00	44	25	48	16	1	1	0	0	0	0	0	0	0	0	0	0	0	0	0	0	135	18.1	24.8	15 to 25	54.1	1	0.7
03/05/2024	11:00	42	35	59	22	3	0	0	0	0	0	0	0	0	0	0	0	0	0	0	0	161	18.8	25.2	15 to 25	58.4	*	*
03/05/2024	12:00	15	41	65	28	7	0	0	0	0	0	0	0	0	0	0	0	0	0	0	0	156	21.4	27.1	15 to 25	67.9	*	*
03/05/2024	13:00	3	7	47	37	9	0	0	0	0	0	0	0	0	0	0	0	0	0	0	0	103	24.4	29.2	20 to 30	81.6	*	*
03/05/2024	14:00	54	15	56	41	3	1	0	0	0	0	0	0	0	0	0	0	0	0	0	0	170	19.5	27.3	20 to 30	57.1	1	0.6
03/05/2024	15:00	11	24	57	14	3	0	0	0	0	0	0	0	0	0	0	0	0	0	0	0	109	21.1	25.4	15 to 25	74.3	*	*
03/05/2024	16:00	8	15	63	51	8	3	1	0	0	0	0	0	0	0	0	0	0	0	0	0	149	24	29	20 to 30	76.5	4	2.7
03/05/2024	17:00	3	17	94	57	9	1	0	0	0	0	0	0	0	0	0	0	0	0	0	0	181	24	28.5	20 to 30	83.4	1	0.6
03/05/2024	18:00	22	16	61	37	6	0	0	0	0	0	0	0	0	0	0	0	0	0	0	0	142	21.4	28	20 to 30	69.0	*	*
03/05/2024	19:00	1	12	36	29	5	2	0	0	0	0	0	0	0	0	0	0	0	0	0	0	85	24.2	29	20 to 30	76.5	2	2.4
03/05/2024	20:00	0	5	33	15	10	0	0	0	0	0	0	0	0	0	0	0	0	0	0	0	63	24.8	30.5	20 to 30	76.2	*	*
03/05/2024	21:00	0	9	30	5	2	0	0	0	0	0	0	0	0	0	0	0	0	0	0	0	46	22.4	25	15 to 25	84.8	*	*
03/05/2024	22:00	0	6	15	16	0	1	0	0	0	0	0	0	0	0	0	0	0	0	0	0	38	24.1	28.4	20 to 30	81.6	1	2.6
03/05/2024	23:00	0	3	9	3	3	0	0	0	0	0	0	0	0	0	0	0	0	0	0	0	18	24	30	15 to 25	66.7	*	*
24 Hr Summary		656	317	873	474	87	13	2	0	0	0	0	0	0	0	0	0	0	0	0	0	2422	19.7	27.2	20 to 30	55.6	15	0.6

Incoming Histogram

2024 June Marsworth Road

from Mon-Apr-29-2024-11-00-AM to Wed-Jun-19-2024-02-59-PM

Date	Starting Hr:min	<15	15 to <20	20 to <25	25 to <30	30 to <35	35 to <40	40 to <45	45 to <50	50 to <55	55 to <60	60 to <65	65 to <70	70 to <75	75 to <80	80 to <85	85 to <90	90 to <95	95 to <100	100 to >105	Total Counts	Avg Speed (MPH)	85pct Speed	10MPH Pace	% in pace	# of Speeders	% Speeders	
04/05/2024	00:00	0	2	7	2	0	2	0	0	0	0	0	0	0	0	0	0	0	0	0	0	13	24.5	30	15 to 25	69.2	2	15.4
04/05/2024	01:00	0	0	0	0	0	0	0	0	0	0	0	0	0	0	0	0	0	0	0	0	0	0	0	*	*	*	*
04/05/2024	02:00	0	0	0	1	0	0	0	0	0	0	0	0	0	0	0	0	0	0	0	0	1	27	30	20 to 30	100.0	*	*
04/05/2024	03:00	0	1	4	1	0	0	0	0	0	0	0	0	0	0	0	0	0	0	0	0	6	22.2	25	15 to 25	83.3	*	*
04/05/2024	04:00	0	0	1	3	1	0	0	0	0	0	0	0	0	0	0	0	0	0	0	0	5	27.2	30	20 to 30	80.0	*	*
04/05/2024	05:00	0	1	5	7	2	3	0	0	0	0	0	0	0	0	0	0	0	0	0	0	18	27.6	35	20 to 30	66.7	3	16.7
04/05/2024	06:00	1	0	8	10	5	1	0	0	0	0	0	0	0	0	0	0	0	0	0	0	25	26.5	32	20 to 30	72.0	1	4.0
04/05/2024	07:00	1	5	22	15	8	0	0	0	0	0	0	0	0	0	0	0	0	0	0	0	51	24.8	30	20 to 30	72.5	*	*
04/05/2024	08:00	0	5	31	41	7	1	0	0	0	0	0	0	0	0	0	0	0	0	0	0	85	25.6	29.4	20 to 30	84.7	1	1.2
04/05/2024	09:00	2	16	63	51	8	0	0	0	0	0	0	0	0	0	0	0	0	0	0	0	140	24.1	28.7	20 to 30	81.4	*	*
04/05/2024	10:00	2	16	67	49	8	2	0	0	0	0	0	0	0	0	0	0	0	0	0	0	144	24.2	28.8	20 to 30	80.6	2	1.4
04/05/2024	11:00	0	24	86	50	4	0	0	0	0	0	0	0	0	0	0	0	0	0	0	0	164	23.5	27.9	20 to 30	82.9	*	*
04/05/2024	12:00	4	23	78	28	10	0	0	0	0	0	0	0	0	0	0	0	0	0	0	0	143	23.1	28	20 to 30	74.1	*	*
04/05/2024	13:00	1	19	77	29	0	0	0	0	0	0	0	0	0	0	0	0	0	0	0	0	126	22.8	26.7	20 to 30	84.1	*	*
04/05/2024	14:00	1	39	68	33	3	0	1	0	0	0	0	0	0	0	0	0	0	0	0	0	145	22.5	27.3	15 to 25	73.8	1	0.7
04/05/2024	15:00	3	26	71	31	2	0	0	0	0	0	0	0	0	0	0	0	0	0	0	0	133	22.6	27.1	20 to 30	76.7	*	*
04/05/2024	16:00	3	20	71	22	5	0	0	0	0	0	0	0	0	0	0	0	0	0	0	0	121	22.7	27	20 to 30	76.9	*	*
04/05/2024	17:00	10	38	61	32	6	0	0	0	0	0	0	0	0	0	0	0	0	0	0	0	147	22	27.5	15 to 25	67.3	*	*
04/05/2024	18:00	1	11	57	40	6	1	0	0	0	0	0	0	0	0	0	0	0	0	0	0	116	24.3	28.8	20 to 30	83.6	1	0.9
04/05/2024	19:00	3	7	40	33	5	3	0	0	0	0	0	0	0	0	0	0	0	0	0	0	91	24.6	29.1	20 to 30	80.2	3	3.3
04/05/2024	20:00	1	7	23	17	3	1	1	0	0	0	0	0	0	0	0	0	0	0	0	0	53	24.4	29.1	20 to 30	75.5	2	3.8
04/05/2024	21:00	0	6	21	11	2	4	0	0	0	0	0	0	0	0	0	0	0	0	0	0	44	24.8	29.5	20 to 30	72.7	4	9.1
04/05/2024	22:00	0	0	14	6	4	0	1	0	0	0	0	0	0	0	0	0	0	0	0	0	25	26	31.2	20 to 30	80.0	1	4.0
04/05/2024	23:00	0	7	9	7	2	0	0	0	0	0	0	0	0	0	0	0	0	0	0	0	25	23.2	28.6	15 to 25	64.0	*	*
24 Hr Summary		33	273	884	519	91	18	3	0	0	0	0	0	0	0	0	0	0	0	0	0	1821	23.6	28.4	20 to 30	77.0	21	1.2

Incoming Histogram

2024 June Marsworth Road

from Mon-Apr-29-2024-11-00-AM to Wed-Jun-19-2024-02-59-PM

Date	Starting Hr:min	<15	15 to <20	20 to <25	25 to <30	30 to <35	35 to <40	40 to <45	45 to <50	50 to <55	55 to <60	60 to <65	65 to <70	70 to <75	75 to <80	80 to <85	85 to <90	90 to <95	95 to <100	100 to >105	Total Counts	Avg Speed (MPH)	85pct Speed	10MPH Pace	% in pace	# of Speeders	% Speeders
05/05/2024	00:00	0	2	4	0	0	0	0	2	1	0	0	0	0	0	0	0	0	0	0	9	29.9	50	15 to 25	66.7	3	33.3
05/05/2024	01:00	0	1	4	1	1	1	0	0	0	0	0	0	0	0	0	0	0	0	0	8	25.3	35	15 to 25	62.5	1	12.5
05/05/2024	02:00	0	0	3	0	0	0	0	0	0	0	0	0	0	0	0	0	0	0	0	3	22.3	25	15 to 25	100.0	*	*
05/05/2024	03:00	0	0	2	0	1	0	0	0	0	0	0	0	0	0	0	0	0	0	0	3	25.7	35	15 to 25	66.7	*	*
05/05/2024	04:00	0	0	1	1	0	1	0	0	0	0	0	0	0	0	0	0	0	0	0	3	28.7	40	20 to 30	66.7	1	33.3
05/05/2024	05:00	0	0	3	3	2	0	0	0	0	0	0	0	0	0	0	0	0	0	0	8	26.5	32.5	20 to 30	75.0	*	*
05/05/2024	06:00	0	0	4	6	2	1	0	0	0	0	0	0	0	0	0	0	0	0	0	13	27.3	32.5	20 to 30	76.9	1	7.7
05/05/2024	07:00	0	4	18	7	7	0	0	0	0	0	0	0	0	0	0	0	0	0	0	36	24.8	31.4	20 to 30	69.4	*	*
05/05/2024	08:00	0	2	27	17	5	0	0	0	0	0	0	0	0	0	0	0	0	0	0	51	24.9	29.1	20 to 30	86.3	*	*
05/05/2024	09:00	4	7	49	42	6	0	0	0	0	0	0	0	0	0	0	0	0	0	0	108	24.3	28.8	20 to 30	84.3	*	*
05/05/2024	10:00	2	19	68	61	8	0	0	0	0	0	0	0	0	0	0	0	0	0	0	158	24.2	28.7	20 to 30	81.6	*	*
05/05/2024	11:00	1	18	75	43	2	0	0	1	0	0	0	0	0	0	0	0	0	0	0	140	23.6	27.9	20 to 30	84.3	1	0.7
05/05/2024	12:00	18	41	87	38	6	0	0	0	0	0	0	0	0	0	0	0	0	0	0	190	21.6	27.1	15 to 25	67.4	*	*
05/05/2024	13:00	10	20	71	41	3	0	0	0	0	0	0	0	0	0	0	0	0	0	0	145	22.7	27.7	20 to 30	77.2	*	*
05/05/2024	14:00	17	42	71	26	3	1	0	0	0	0	0	0	0	0	0	0	0	0	0	160	21.1	26.2	15 to 25	70.6	1	0.6
05/05/2024	15:00	9	29	58	36	2	1	0	0	0	0	0	0	0	0	0	0	0	0	0	135	22.3	27.6	20 to 30	69.6	1	0.7
05/05/2024	16:00	1	34	56	31	4	0	0	0	0	0	0	0	0	0	0	0	0	0	0	126	22.6	27.6	15 to 25	71.4	*	*
05/05/2024	17:00	5	25	43	24	3	0	0	0	0	0	0	0	0	0	0	0	0	0	0	100	22.2	27.5	15 to 25	68.0	*	*
05/05/2024	18:00	5	21	46	26	6	1	0	0	0	0	0	0	0	0	0	0	0	0	0	105	22.9	28.3	20 to 30	68.6	1	1.0
05/05/2024	19:00	7	6	33	15	7	1	1	0	0	0	0	0	0	0	0	0	0	0	0	70	23.3	29.7	20 to 30	68.6	2	2.9
05/05/2024	20:00	0	6	23	10	4	1	0	0	0	0	0	0	0	0	0	0	0	0	0	44	24.1	29	20 to 30	75.0	1	2.3
05/05/2024	21:00	0	13	17	7	2	0	0	0	0	0	0	0	0	0	0	0	0	0	0	39	22.2	27.1	15 to 25	76.9	*	*
05/05/2024	22:00	0	3	13	7	1	0	0	0	0	0	0	0	0	0	0	0	0	0	0	24	23.7	27.9	20 to 30	83.3	*	*
05/05/2024	23:00	0	3	7	2	0	0	0	0	0	0	0	0	0	0	0	0	0	0	0	12	21.8	25	15 to 25	83.3	*	*
24 Hr Summary		79	296	783	444	75	8	1	3	1	0	0	0	0	0	0	0	0	0	0	1690	23	28.1	20 to 30	72.6	13	0.8

Incoming Histogram

2024 June Marsworth Road

from Mon-Apr-29-2024-11-00-AM to Wed-Jun-19-2024-02-59-PM

Date	Starting Hr:min	<15	15 to <20	20 to <25	25 to <30	30 to <35	35 to <40	40 to <45	45 to <50	50 to <55	55 to <60	60 to <65	65 to <70	70 to <75	75 to <80	80 to <85	85 to <90	90 to <95	95 to <100	100 to >105	Total Counts	Avg Speed (MPH)	85pct Speed	10MPH Pace	% in pace	# of Speeders	% Speeders
06/05/2024	00:00	1	2	6	3	0	0	0	0	0	0	0	0	0	0	0	0	0	0	0	12	21.5	26.7	20 to 30	75.0	*	*
06/05/2024	01:00	0	0	3	2	0	0	0	0	0	0	0	0	0	0	0	0	0	0	0	5	24	27.5	20 to 30	100.0	*	*
06/05/2024	02:00	0	0	1	1	0	1	0	0	0	0	0	0	0	0	0	0	0	0	0	3	28.7	40	20 to 30	66.7	1	33.3
06/05/2024	03:00	0	1	4	0	0	1	0	0	0	0	0	0	0	0	0	0	0	0	0	6	23.8	25	15 to 25	83.3	1	16.7
06/05/2024	04:00	0	1	1	2	1	0	0	0	0	0	0	0	0	0	0	0	0	0	0	5	25	30	20 to 30	60.0	*	*
06/05/2024	05:00	0	0	0	2	2	2	0	0	0	0	0	0	0	0	0	0	0	0	0	6	32.2	37.5	25 to 35	66.7	2	33.3
06/05/2024	06:00	0	3	6	6	0	2	0	0	0	0	0	0	0	0	0	0	0	0	0	17	24.9	29.2	20 to 30	70.6	2	11.8
06/05/2024	07:00	0	3	15	8	3	0	0	0	0	0	0	0	0	0	0	0	0	0	0	29	24.3	29.4	20 to 30	79.3	*	*
06/05/2024	08:00	1	6	25	17	2	0	0	0	0	0	0	0	0	0	0	0	0	0	0	51	23.7	28.2	20 to 30	82.4	*	*
06/05/2024	09:00	3	10	42	25	2	1	0	0	0	0	0	0	0	0	0	0	0	0	0	83	23.3	28.2	20 to 30	80.7	1	1.2
06/05/2024	10:00	0	16	56	32	2	0	0	0	0	0	0	0	0	0	0	0	0	0	0	106	23.4	27.8	20 to 30	83.0	*	*
06/05/2024	11:00	3	33	88	24	3	0	0	0	0	0	0	0	0	0	0	0	0	0	0	151	22.2	25.8	15 to 25	80.1	*	*
06/05/2024	12:00	5	38	69	28	0	0	0	0	0	0	0	0	0	0	0	0	0	0	0	140	21.8	26.2	15 to 25	76.4	*	*
06/05/2024	13:00	8	28	48	22	0	0	0	0	0	0	0	0	0	0	0	0	0	0	0	106	21.2	26.4	15 to 25	71.7	*	*
06/05/2024	14:00	5	24	74	25	6	0	0	0	0	0	0	0	0	0	0	0	0	0	0	134	22.6	27.2	20 to 30	73.9	*	*
06/05/2024	15:00	1	21	43	40	5	0	0	0	0	0	0	0	0	0	0	0	0	0	0	110	23.6	28.6	20 to 30	75.5	*	*
06/05/2024	16:00	3	26	59	36	3	0	0	0	0	0	0	0	0	0	0	0	0	0	0	127	22.8	27.8	20 to 30	74.8	*	*
06/05/2024	17:00	4	29	37	16	1	0	0	0	0	0	0	0	0	0	0	0	0	0	0	87	21.4	26.2	15 to 25	75.9	*	*
06/05/2024	18:00	3	15	37	17	3	0	1	0	0	0	0	0	0	0	0	0	0	0	0	76	22.8	27.9	20 to 30	71.1	1	1.3
06/05/2024	19:00	0	1	21	21	7	1	0	1	0	0	0	0	0	0	0	0	0	0	0	52	26.5	30.7	20 to 30	80.8	2	3.8
06/05/2024	20:00	0	14	14	11	5	1	0	0	0	0	0	0	0	0	0	0	0	0	0	45	23.5	29.5	15 to 25	62.2	1	2.2
06/05/2024	21:00	0	1	13	5	5	2	0	0	0	0	0	0	0	0	0	0	0	0	0	26	26.2	33	20 to 30	69.2	2	7.7
06/05/2024	22:00	0	0	5	5	1	0	0	0	0	0	0	0	0	0	0	0	0	0	0	11	25.5	29	20 to 30	90.9	*	*
06/05/2024	23:00	0	1	1	0	1	0	0	0	0	0	0	0	0	0	0	0	0	0	0	3	23.7	35	15 to 25	66.7	*	*
24 Hr Summary		37	273	668	348	52	11	1	1	0	0	0	0	0	0	0	0	0	0	0	1391	22.9	27.9	20 to 30	73.0	13	0.9

Incoming Histogram

2024 June Marsworth Road

from Mon-Apr-29-2024-11-00-AM to Wed-Jun-19-2024-02-59-PM

Date	Starting Hr:min	<15	15 to <20	20 to <25	25 to <30	30 to <35	35 to <40	40 to <45	45 to <50	50 to <55	55 to <60	60 to <65	65 to <70	70 to <75	75 to <80	80 to <85	85 to <90	90 to <95	95 to <100	100 to >105	Total Counts	Avg Speed (MPH)	85pct Speed	10MPH Pace	% in pace	# of Speeders	% Speeders	
07/05/2024	00:00	0	0	4	3	0	0	0	0	0	0	0	0	0	0	0	0	0	0	0	0	7	24.4	28.3	20 to 30	100.0	*	*
07/05/2024	01:00	0	0	1	1	1	0	0	0	0	0	0	0	0	0	0	0	0	0	0	0	3	27	35	20 to 30	66.7	*	*
07/05/2024	02:00	0	0	2	1	1	0	0	0	0	0	0	0	0	0	0	0	0	0	0	0	4	26	30	20 to 30	75.0	*	*
07/05/2024	03:00	0	0	4	2	0	0	0	0	0	0	0	0	0	0	0	0	0	0	0	0	6	24	27.5	20 to 30	100.0	*	*
07/05/2024	04:00	0	2	3	2	1	0	0	0	0	0	0	0	0	0	0	0	0	0	0	0	8	23.5	30	15 to 25	62.5	*	*
07/05/2024	05:00	0	0	7	10	5	1	0	0	0	0	0	0	0	0	0	0	0	0	0	0	23	27.3	33	20 to 30	73.9	1	4.3
07/05/2024	06:00	0	3	15	21	8	1	1	1	0	0	0	0	0	0	0	0	0	0	0	0	50	27	31.9	20 to 30	72.0	3	6.0
07/05/2024	07:00	9	25	73	40	7	1	0	0	0	0	0	0	0	0	0	0	0	0	0	0	155	22.9	28.1	20 to 30	72.9	1	0.6
07/05/2024	08:00	51	69	111	37	5	0	0	0	0	0	0	0	0	0	0	0	0	0	0	0	273	20.1	25.1	15 to 25	65.9	*	*
07/05/2024	09:00	27	57	36	10	5	0	0	0	0	0	0	0	0	0	0	0	0	0	0	0	135	19	24.3	15 to 25	68.9	*	*
07/05/2024	10:00	15	37	66	22	4	0	0	0	0	0	0	0	0	0	0	0	0	0	0	0	144	21.1	25.9	15 to 25	71.5	*	*
07/05/2024	11:00	21	58	61	23	2	1	0	0	0	0	0	0	0	0	0	0	0	0	0	0	166	20.3	25.2	15 to 25	71.7	1	0.6
07/05/2024	12:00	30	42	73	29	4	0	0	0	0	0	0	0	0	0	0	0	0	0	0	0	178	20.5	26	15 to 25	64.6	*	*
07/05/2024	13:00	3	24	68	35	4	0	0	0	0	0	0	0	0	0	0	0	0	0	0	0	134	22.9	27.7	20 to 30	76.9	*	*
07/05/2024	14:00	16	45	90	31	4	0	0	0	0	0	0	0	0	0	0	0	0	0	0	0	186	21.3	26.1	15 to 25	72.6	*	*
07/05/2024	15:00	35	48	71	22	2	1	0	0	0	0	0	0	0	0	0	0	0	0	0	0	179	19.7	24.9	15 to 25	66.5	1	0.6
07/05/2024	16:00	13	65	113	50	5	1	0	0	0	0	0	0	0	0	0	0	0	0	0	0	247	21.9	26.9	15 to 25	72.1	1	0.4
07/05/2024	17:00	3	47	152	66	5	1	0	0	0	0	0	0	0	0	0	0	0	0	0	0	274	22.9	27.3	20 to 30	79.6	1	0.4
07/05/2024	18:00	2	33	102	45	6	0	0	0	0	0	0	0	0	0	0	0	0	0	0	0	188	23	27.6	20 to 30	78.2	*	*
07/05/2024	19:00	4	25	44	27	9	0	0	0	0	0	0	0	0	0	0	0	0	0	0	0	109	23	28.7	20 to 30	65.1	*	*
07/05/2024	20:00	0	6	27	24	9	0	0	0	0	0	0	0	0	0	0	0	0	0	0	0	66	25.2	29.8	20 to 30	77.3	*	*
07/05/2024	21:00	0	7	21	8	5	0	0	0	0	0	0	0	0	0	0	0	0	0	0	0	41	23.8	29.4	20 to 30	70.7	*	*
07/05/2024	22:00	2	6	20	7	3	0	0	0	0	0	0	0	0	0	0	0	0	0	0	0	38	22.8	27.9	20 to 30	71.1	*	*
07/05/2024	23:00	0	0	5	5	1	0	0	0	0	0	0	0	0	0	0	0	0	0	0	0	11	25.5	29	20 to 30	90.9	*	*
24 Hr Summary		231	599	1169	521	96	7	1	1	0	0	0	0	0	0	0	0	0	0	0	0	2625	21.8	27.2	15 to 25	67.4	9	0.3

Incoming Histogram

2024 June Marsworth Road

from Mon-Apr-29-2024-11-00-AM to Wed-Jun-19-2024-02-59-PM

Date	Starting Hr:min	<15	15 to <20	20 to <25	25 to <30	30 to <35	35 to <40	40 to <45	45 to <50	50 to <55	55 to <60	60 to <65	65 to <70	70 to <75	75 to <80	80 to <85	85 to <90	90 to <95	95 to <100	100 to >105	Total Counts	Avg Speed (MPH)	85pct Speed	10MPH Pace	% in pace	# of Speeders	% Speeders
08/05/2024	00:00	0	2	3	3	0	0	0	1	0	0	0	0	0	0	0	0	0	0	0	9	25.4	30	20 to 30	66.7	1	11.1
08/05/2024	01:00	0	1	1	1	1	0	1	0	0	0	0	0	0	0	0	0	0	0	0	5	28	35	15 to 25	40.0	1	20.0
08/05/2024	02:00	0	1	0	1	0	0	0	0	0	0	0	0	0	0	0	0	0	0	0	2	22	30	10 to 20	50.0	*	*
08/05/2024	03:00	0	0	1	0	0	0	0	0	0	0	0	0	0	0	0	0	0	0	0	1	22	25	15 to 25	100.0	*	*
08/05/2024	04:00	0	0	1	6	0	0	0	0	0	0	0	0	0	0	0	0	0	0	0	7	26.7	29.2	20 to 30	100.0	*	*
08/05/2024	05:00	0	1	6	10	4	2	1	0	0	0	0	0	0	0	0	0	0	0	0	24	27.9	33.8	20 to 30	66.7	3	12.5
08/05/2024	06:00	0	2	12	30	6	4	0	0	0	0	0	0	0	0	0	0	0	0	0	54	27.2	31.7	20 to 30	77.8	4	7.4
08/05/2024	07:00	3	28	68	61	6	0	0	0	0	0	0	0	0	0	0	0	0	0	0	166	23.6	28.4	20 to 30	77.7	*	*
08/05/2024	08:00	42	80	106	36	2	0	0	0	0	0	0	0	0	0	0	0	0	0	0	266	20	24.9	15 to 25	69.9	*	*
08/05/2024	09:00	20	38	61	24	2	0	0	0	0	0	0	0	0	0	0	0	0	0	0	145	20.7	25.8	15 to 25	68.3	*	*
08/05/2024	10:00	28	59	63	21	1	0	0	0	0	0	0	0	0	0	0	0	0	0	0	172	19.7	24.7	15 to 25	70.9	*	*
08/05/2024	11:00	11	39	54	41	5	0	0	0	0	0	0	0	0	0	0	0	0	0	0	150	22.1	27.9	20 to 30	63.3	*	*
08/05/2024	12:00	6	45	72	22	4	0	0	0	0	0	0	0	0	0	0	0	0	0	0	149	21.5	25.9	15 to 25	78.5	*	*
08/05/2024	13:00	10	26	86	15	1	2	0	0	0	0	0	0	0	0	0	0	0	0	0	140	21.6	24.8	15 to 25	80.0	2	1.4
08/05/2024	14:00	11	57	82	24	3	0	0	0	0	0	0	0	0	0	0	0	0	0	0	177	21.1	25	15 to 25	78.5	*	*
08/05/2024	15:00	27	70	74	16	1	0	0	0	0	0	0	0	0	0	0	0	0	0	0	188	19.5	24.3	15 to 25	76.6	*	*
08/05/2024	16:00	30	82	102	39	3	0	0	0	0	0	0	0	0	0	0	0	0	0	0	256	20.5	25.5	15 to 25	71.9	*	*
08/05/2024	17:00	17	87	118	43	5	0	1	0	0	0	0	0	0	0	0	0	0	0	0	271	21.3	25.9	15 to 25	75.6	1	0.4
08/05/2024	18:00	15	64	91	29	4	1	0	0	0	0	0	0	0	0	0	0	0	0	0	204	21.1	25.5	15 to 25	76.0	1	0.5
08/05/2024	19:00	6	24	53	25	2	2	0	0	0	0	0	0	0	0	0	0	0	0	0	112	22.4	27.4	20 to 30	69.6	2	1.8
08/05/2024	20:00	3	13	44	30	2	1	0	0	0	0	0	0	0	0	0	0	0	0	0	93	23.4	28.2	20 to 30	79.6	1	1.1
08/05/2024	21:00	2	12	26	10	1	0	0	0	0	0	0	0	0	0	0	0	0	0	0	51	22	26.5	15 to 25	74.5	*	*
08/05/2024	22:00	0	5	14	7	1	0	0	0	0	0	0	0	0	0	0	0	0	0	0	27	23.1	27.9	20 to 30	77.8	*	*
08/05/2024	23:00	1	0	2	1	1	0	0	0	0	0	0	0	0	0	0	0	0	0	0	5	23.2	30	20 to 30	60.0	*	*
24 Hr Summary		232	736	1140	495	55	12	3	1	0	0	0	0	0	0	0	0	0	0	0	2674	21.4	26.7	15 to 25	70.2	16	0.6

Incoming Histogram

2024 June Marsworth Road

from Mon-Apr-29-2024-11-00-AM to Wed-Jun-19-2024-02-59-PM

Date	Starting Hr:min	<15	15 to <20	20 to <25	25 to <30	30 to <35	35 to <40	40 to <45	45 to <50	50 to <55	55 to <60	60 to <65	65 to <70	70 to <75	75 to <80	80 to <85	85 to <90	90 to <95	95 to <100	100 to >105	Total Counts	Avg Speed (MPH)	85pct Speed	10MPH Pace	% in pace	# of Speeders	% Speeders	
09/05/2024	00:00	0	1	6	3	1	0	0	0	0	0	0	0	0	0	0	0	0	0	0	0	11	24.1	28.3	20 to 30	81.8	*	*
09/05/2024	01:00	0	0	2	1	0	0	0	0	0	0	0	0	0	0	0	0	0	0	0	0	3	23.7	30	20 to 30	100.0	*	*
09/05/2024	02:00	1	1	2	0	0	0	0	0	0	0	0	0	0	0	0	0	0	0	0	0	4	17	22.5	15 to 25	75.0	*	*
09/05/2024	03:00	0	1	3	0	0	0	0	0	0	0	0	0	0	0	0	0	0	0	0	0	4	20.8	23.3	15 to 25	100.0	*	*
09/05/2024	04:00	0	0	2	0	1	0	0	0	0	0	0	0	0	0	0	0	0	0	0	0	3	25.3	35	15 to 25	66.7	*	*
09/05/2024	05:00	0	1	8	5	4	0	1	0	0	0	0	0	0	0	0	0	0	0	0	0	19	26.6	32.5	20 to 30	68.4	1	5.3
09/05/2024	06:00	0	4	17	31	6	0	0	2	0	0	0	0	0	0	0	0	0	0	0	0	60	26.5	29.8	20 to 30	80.0	2	3.3
09/05/2024	07:00	12	29	62	46	3	0	0	0	0	0	0	0	0	0	0	0	0	0	0	0	152	22.4	27.8	20 to 30	71.1	*	*
09/05/2024	08:00	70	106	63	27	2	0	0	0	0	0	0	0	0	0	0	0	0	0	0	0	268	18.3	24.1	15 to 25	63.1	*	*
09/05/2024	09:00	23	50	55	22	1	0	0	0	0	0	0	0	0	0	0	0	0	0	0	0	151	20	25	15 to 25	69.5	*	*
09/05/2024	10:00	21	43	55	15	1	0	0	0	0	0	0	0	0	0	0	0	0	0	0	0	135	19.9	24.6	15 to 25	72.6	*	*
09/05/2024	11:00	23	56	68	15	2	0	0	0	0	0	0	0	0	0	0	0	0	0	0	0	164	19.9	24.4	15 to 25	75.6	*	*
09/05/2024	12:00	16	37	62	23	3	0	0	0	0	0	0	0	0	0	0	0	0	0	0	0	141	20.9	26.1	15 to 25	70.2	*	*
09/05/2024	13:00	7	42	38	19	1	0	0	0	0	0	0	0	0	0	0	0	0	0	0	0	107	20.8	26.1	15 to 25	74.8	*	*
09/05/2024	14:00	4	51	71	27	2	0	0	0	0	0	0	0	0	0	0	0	0	0	0	0	155	21.6	26.1	15 to 25	78.7	*	*
09/05/2024	15:00	12	74	80	20	0	1	0	0	0	0	0	0	0	0	0	0	0	0	0	0	187	20.4	24.6	15 to 25	82.4	1	0.5
09/05/2024	16:00	19	71	104	30	4	0	0	0	0	0	0	0	0	0	0	0	0	0	0	0	228	20.9	25	15 to 25	76.8	*	*
09/05/2024	17:00	38	90	107	48	4	0	0	0	0	0	0	0	0	0	0	0	0	0	0	0	287	20.5	25.9	15 to 25	68.6	*	*
09/05/2024	18:00	15	46	93	39	3	0	0	0	0	0	0	0	0	0	0	0	0	0	0	0	196	21.5	26.7	15 to 25	70.9	*	*
09/05/2024	19:00	6	24	65	31	3	0	0	0	0	0	0	0	0	0	0	0	0	0	0	0	129	22.5	27.4	20 to 30	74.4	*	*
09/05/2024	20:00	7	15	54	29	4	1	0	0	0	0	0	0	0	0	0	0	0	0	0	0	110	22.9	28.1	20 to 30	75.5	1	0.9
09/05/2024	21:00	4	20	27	12	1	0	0	0	0	0	0	0	0	0	0	0	0	0	0	0	64	21.4	26.2	15 to 25	73.4	*	*
09/05/2024	22:00	4	7	18	13	2	0	0	0	0	0	0	0	0	0	0	0	0	0	0	0	44	22.6	28.1	20 to 30	70.5	*	*
09/05/2024	23:00	0	3	6	3	2	0	0	0	0	0	0	0	0	0	0	0	0	0	0	0	14	23.7	30	15 to 25	64.3	*	*
24 Hr Summary		282	772	1068	459	50	2	1	2	0	0	0	0	0	0	0	0	0	0	0	0	2636	21	26.3	15 to 25	69.8	5	0.2

Incoming Histogram

2024 June Marsworth Road

from Mon-Apr-29-2024-11-00-AM to Wed-Jun-19-2024-02-59-PM

Date	Starting Hr:min	<15	15 to <20	20 to <25	25 to <30	30 to <35	35 to <40	40 to <45	45 to <50	50 to <55	55 to <60	60 to <65	65 to <70	70 to <75	75 to <80	80 to <85	85 to <90	90 to <95	95 to <100	100 to >105	Total Counts	Avg Speed (MPH)	85pct Speed	10MPH Pace	% in pace	# of Speeders	% Speeders
10/05/2024	00:00	0	2	0	2	0	0	0	0	0	0	0	0	0	0	0	0	0	0	0	4	22	27.5	10 to 20	50.0	*	*
10/05/2024	01:00	0	1	0	0	0	0	0	0	0	0	0	0	0	0	0	0	0	0	0	1	17	20	10 to 20	100.0	*	*
10/05/2024	02:00	0	0	0	1	0	0	0	0	0	0	0	0	0	0	0	0	0	0	0	1	27	30	20 to 30	100.0	*	*
10/05/2024	03:00	0	0	3	2	0	0	0	0	0	0	0	0	0	0	0	0	0	0	0	5	24.4	27.5	20 to 30	100.0	*	*
10/05/2024	04:00	0	0	3	0	0	0	0	0	0	0	0	0	0	0	0	0	0	0	0	3	22	25	15 to 25	100.0	*	*
10/05/2024	05:00	1	3	3	9	7	0	1	0	1	0	0	0	0	0	0	0	0	0	0	25	28	33.6	25 to 35	64.0	2	8.0
10/05/2024	06:00	2	5	16	16	7	1	1	1	0	0	0	0	0	0	0	0	0	0	0	49	25.7	32.1	20 to 30	65.3	3	6.1
10/05/2024	07:00	4	24	62	37	10	2	0	0	0	0	0	0	0	0	0	0	0	0	0	139	23.6	28.8	20 to 30	71.2	2	1.4
10/05/2024	08:00	42	77	94	24	2	0	0	0	0	0	0	0	0	0	0	0	0	0	0	239	19.6	24.5	15 to 25	71.5	*	*
10/05/2024	09:00	38	56	54	15	2	0	0	0	0	0	0	0	0	0	0	0	0	0	0	165	18.8	24.3	15 to 25	66.7	*	*
10/05/2024	10:00	30	43	69	27	2	0	0	0	0	0	0	0	0	0	0	0	0	0	0	171	20.3	25.6	15 to 25	65.5	*	*
10/05/2024	11:00	23	81	73	22	0	0	0	0	0	0	0	0	0	0	0	0	0	0	0	199	19.8	24.5	15 to 25	77.4	*	*
10/05/2024	12:00	27	63	64	22	1	0	0	0	0	0	0	0	0	0	0	0	0	0	0	177	19.8	24.7	15 to 25	71.8	*	*
10/05/2024	13:00	9	24	71	36	3	1	0	0	0	0	0	0	0	0	0	0	0	0	0	144	22.6	27.5	20 to 30	74.3	1	0.7
10/05/2024	14:00	10	36	78	42	3	0	0	0	0	0	0	0	0	0	0	0	0	0	0	169	22.2	27.4	20 to 30	71.0	*	*
10/05/2024	15:00	21	63	105	21	1	0	0	0	0	0	0	0	0	0	0	0	0	0	0	211	20.5	24.5	15 to 25	79.6	*	*
10/05/2024	16:00	18	74	106	29	3	0	0	0	0	0	0	0	0	0	0	0	0	0	0	230	20.8	24.9	15 to 25	78.3	*	*
10/05/2024	17:00	31	74	94	35	4	0	0	0	0	0	0	0	0	0	0	0	0	0	0	238	20.4	25.4	15 to 25	70.6	*	*
10/05/2024	18:00	9	36	77	22	5	0	0	0	0	0	0	0	0	0	0	0	0	0	0	149	21.7	26.1	15 to 25	75.8	*	*
10/05/2024	19:00	6	15	55	36	4	0	0	0	0	0	0	0	0	0	0	0	0	0	0	116	23.1	28.2	20 to 30	78.4	*	*
10/05/2024	20:00	4	12	55	19	2	0	0	0	0	0	0	0	0	0	0	0	0	0	0	92	22.6	26.8	20 to 30	80.4	*	*
10/05/2024	21:00	5	10	37	13	2	0	0	0	0	0	0	0	0	0	0	0	0	0	0	67	22.1	26.9	20 to 30	74.6	*	*
10/05/2024	22:00	2	13	29	20	0	0	0	0	0	0	0	0	0	0	0	0	0	0	0	64	22.7	27.5	20 to 30	76.6	*	*
10/05/2024	23:00	2	10	16	9	0	0	0	0	0	0	0	0	0	0	0	0	0	0	0	37	21.7	26.7	15 to 25	70.3	*	*
24 Hr Summary		284	722	1164	459	58	4	2	1	1	0	0	0	0	0	0	0	0	0	0	2695	21.1	26.3	15 to 25	70.0	8	0.3

Incoming Histogram

2024 June Marsworth Road

from Mon-Apr-29-2024-11-00-AM to Wed-Jun-19-2024-02-59-PM

Date	Starting Hr:min	<15	15 to <20	20 to <25	25 to <30	30 to <35	35 to <40	40 to <45	45 to <50	50 to <55	55 to <60	60 to <65	65 to <70	70 to <75	75 to <80	80 to <85	85 to <90	90 to <95	95 to <100	100 to >105	Total Counts	Avg Speed (MPH)	85pct Speed	10MPH Pace	% in pace	# of Speeders	% Speeders	
11/05/2024	00:00	1	5	13	10	0	0	0	0	0	0	0	0	0	0	0	0	0	0	0	0	29	22.9	28	20 to 30	79.3	*	*
11/05/2024	01:00	1	1	4	3	3	0	0	0	0	0	0	0	0	0	0	0	0	0	0	0	12	24.8	31.7	20 to 30	58.3	*	*
11/05/2024	02:00	0	0	0	3	0	0	0	0	0	0	0	0	0	0	0	0	0	0	0	0	3	27	30	20 to 30	100.0	*	*
11/05/2024	03:00	0	2	0	0	0	0	0	0	0	0	0	0	0	0	0	0	0	0	0	0	2	17	20	10 to 20	100.0	*	*
11/05/2024	04:00	0	0	0	0	0	0	0	0	0	0	0	0	0	0	0	0	0	0	0	0	0	0	0	*	*	*	*
11/05/2024	05:00	1	1	3	3	3	2	0	0	0	0	0	0	0	0	0	0	0	0	0	0	13	26.8	35	20 to 30	46.2	2	15.4
11/05/2024	06:00	0	1	6	8	6	1	0	0	0	0	0	0	0	0	0	0	0	0	0	0	22	27.3	33.3	20 to 30	63.6	1	4.5
11/05/2024	07:00	1	6	20	16	5	0	0	0	0	0	0	0	0	0	0	0	0	0	0	0	48	24.3	29.4	20 to 30	75.0	*	*
11/05/2024	08:00	2	14	49	29	7	0	1	0	0	0	0	0	0	0	0	0	0	0	0	0	102	23.9	28.8	20 to 30	76.5	1	1.0
11/05/2024	09:00	6	38	66	22	9	0	0	0	0	0	0	0	0	0	0	0	0	0	0	0	141	22.1	27.3	15 to 25	73.8	*	*
11/05/2024	10:00	8	36	83	29	5	0	0	0	0	0	0	0	0	0	0	0	0	0	0	0	161	22.1	26.7	15 to 25	73.9	*	*
11/05/2024	11:00	8	30	72	40	4	0	0	0	0	0	0	0	0	0	0	0	0	0	0	0	154	22.5	27.6	20 to 30	72.7	*	*
11/05/2024	12:00	2	35	64	32	7	0	0	0	0	0	0	0	0	0	0	0	0	0	0	0	140	22.7	27.8	15 to 25	70.7	*	*
11/05/2024	13:00	17	37	72	21	3	0	0	0	0	0	0	0	0	0	0	0	0	0	0	0	150	20.9	25.5	15 to 25	72.7	*	*
11/05/2024	14:00	1	34	79	24	9	0	0	0	0	0	0	0	0	0	0	0	0	0	0	0	147	22.7	27.3	15 to 25	76.9	*	*
11/05/2024	15:00	2	27	46	26	8	0	0	0	0	0	0	0	0	0	0	0	0	0	0	0	109	22.9	28.5	15 to 25	67.0	*	*
11/05/2024	16:00	4	35	60	19	4	1	0	0	0	0	0	0	0	0	0	0	0	0	0	0	123	21.9	26.6	15 to 25	77.2	1	0.8
11/05/2024	17:00	4	23	72	29	2	1	0	0	0	0	0	0	0	0	0	0	0	0	0	0	131	22.6	27.1	20 to 30	77.1	1	0.8
11/05/2024	18:00	4	22	62	31	2	0	0	0	0	0	0	0	0	0	0	0	0	0	0	0	121	22.7	27.4	20 to 30	76.9	*	*
11/05/2024	19:00	2	14	43	27	5	0	0	0	0	0	0	0	0	0	0	0	0	0	0	0	91	23.5	28.3	20 to 30	76.9	*	*
11/05/2024	20:00	0	17	27	16	1	2	0	0	0	0	0	0	0	0	0	0	0	0	0	0	63	23	28.1	15 to 25	69.8	2	3.2
11/05/2024	21:00	2	18	29	11	1	0	0	0	0	0	0	0	0	0	0	0	0	0	0	0	61	21.7	26.4	15 to 25	77.0	*	*
11/05/2024	22:00	5	28	40	16	2	0	0	0	0	0	0	0	0	0	0	0	0	0	0	0	91	21.5	26.2	15 to 25	74.7	*	*
11/05/2024	23:00	4	27	48	5	2	0	0	0	0	0	0	0	0	0	0	0	0	0	0	0	86	20.9	24.4	15 to 25	87.2	*	*
24 Hr Summary		75	451	958	420	88	7	1	0	0	0	0	0	0	0	0	0	0	0	0	0	2000	22.5	27.6	15 to 25	70.5	8	0.4

Incoming Histogram

2024 June Marsworth Road

from Mon-Apr-29-2024-11-00-AM to Wed-Jun-19-2024-02-59-PM

Date	Starting Hr:min	<15	15 to <20	20 to <25	25 to <30	30 to <35	35 to <40	40 to <45	45 to <50	50 to <55	55 to <60	60 to <65	65 to <70	70 to <75	75 to <80	80 to <85	85 to <90	90 to <95	95 to <100	100 to >105	Total Counts	Avg Speed (MPH)	85pct Speed	10MPH Pace	% in pace	# of Speeders	% Speeders
12/05/2024	00:00	1	20	21	14	0	0	0	0	0	0	0	0	0	0	0	0	0	0	0	56	21.7	27.1	15 to 25	73.2	*	*
12/05/2024	01:00	0	5	4	1	0	0	0	0	0	0	0	0	0	0	0	0	0	0	0	10	20.2	23.8	15 to 25	90.0	*	*
12/05/2024	02:00	0	1	5	0	1	0	0	0	0	0	0	0	0	0	0	0	0	0	0	7	23	25	15 to 25	85.7	*	*
12/05/2024	03:00	0	2	2	0	0	0	0	0	0	0	0	0	0	0	0	0	0	0	0	4	19.8	22.5	15 to 25	100.0	*	*
12/05/2024	04:00	0	0	1	2	0	0	0	0	0	0	0	0	0	0	0	0	0	0	0	3	25.3	30	20 to 30	100.0	*	*
12/05/2024	05:00	0	1	1	4	1	2	0	0	0	0	0	0	0	0	0	0	0	0	0	9	28.3	37.5	20 to 30	55.6	2	22.2
12/05/2024	06:00	1	3	5	7	4	0	0	1	0	0	0	0	0	0	0	0	0	0	0	21	26	32.5	20 to 30	57.1	1	4.8
12/05/2024	07:00	0	3	10	21	4	1	0	0	0	0	0	0	0	0	0	0	0	0	0	39	26.1	29.8	20 to 30	79.5	1	2.6
12/05/2024	08:00	4	9	18	13	3	0	0	0	0	0	0	0	0	0	0	0	0	0	0	47	22.7	28.5	20 to 30	66.0	*	*
12/05/2024	09:00	4	20	49	26	3	1	0	0	0	0	0	0	0	0	0	0	0	0	0	103	22.8	27.9	20 to 30	72.8	1	1.0
12/05/2024	10:00	3	46	81	25	5	0	0	0	0	0	0	0	0	0	0	0	0	0	0	160	21.9	26.2	15 to 25	79.4	*	*
12/05/2024	11:00	7	36	63	43	5	0	0	0	0	0	0	0	0	0	0	0	0	0	0	154	22.5	27.9	20 to 30	68.8	*	*
12/05/2024	12:00	1	40	54	29	3	0	0	0	0	0	0	0	0	0	0	0	0	0	0	127	22.2	27.2	15 to 25	74.0	*	*
12/05/2024	13:00	6	29	57	34	7	0	0	0	0	0	0	0	0	0	0	0	0	0	0	133	22.7	28.1	20 to 30	68.4	*	*
12/05/2024	14:00	7	38	69	34	2	0	0	0	0	0	0	0	0	0	0	0	0	0	0	150	22	27.1	15 to 25	71.3	*	*
12/05/2024	15:00	9	42	84	26	4	0	0	0	0	0	0	0	0	0	0	0	0	0	0	165	21.7	26	15 to 25	76.4	*	*
12/05/2024	16:00	5	33	57	21	4	0	0	0	0	0	0	0	0	0	0	0	0	0	0	120	21.9	26.7	15 to 25	75.0	*	*
12/05/2024	17:00	5	20	49	22	3	0	0	0	0	0	0	0	0	0	0	0	0	0	0	99	22.3	27.3	20 to 30	71.7	*	*
12/05/2024	18:00	8	20	39	21	5	1	0	0	0	0	0	0	0	0	0	0	0	0	0	94	22.3	28.1	20 to 30	63.8	1	1.1
12/05/2024	19:00	0	10	42	22	4	2	0	0	0	0	0	0	0	0	0	0	0	0	0	80	24.1	28.6	20 to 30	80.0	2	2.5
12/05/2024	20:00	3	13	32	16	3	0	0	0	0	0	0	0	0	0	0	0	0	0	0	67	22.5	27.8	20 to 30	71.6	*	*
12/05/2024	21:00	2	9	16	9	2	0	0	0	0	0	0	0	0	0	0	0	0	0	0	38	22.4	27.8	15 to 25	65.8	*	*
12/05/2024	22:00	0	5	9	8	2	1	0	0	0	0	0	0	0	0	0	0	0	0	0	25	24.4	29.4	20 to 30	68.0	1	4.0
12/05/2024	23:00	0	6	4	2	1	1	0	0	0	0	0	0	0	0	0	0	0	0	0	14	22.6	30	15 to 25	71.4	1	7.1
24 Hr Summary		66	411	772	400	66	9	0	1	0	0	0	0	0	0	0	0	0	0	0	1725	22.5	27.7	15 to 25	68.6	10	0.6

Incoming Histogram

2024 June Marsworth Road

from Mon-Apr-29-2024-11-00-AM to Wed-Jun-19-2024-02-59-PM

Date	Starting Hr:min	<15	15 to <20	20 to <25	25 to <30	30 to <35	35 to <40	40 to <45	45 to <50	50 to <55	55 to <60	60 to <65	65 to <70	70 to <75	75 to <80	80 to <85	85 to <90	90 to <95	95 to <100	100 to >105	Total Counts	Avg Speed (MPH)	85pct Speed	10MPH Pace	% in pace	# of Speeders	% Speeders
13/05/2024	00:00	0	0	2	1	1	0	0	0	0	0	0	0	0	0	0	0	0	0	0	4	25.8	30	20 to 30	75.0	*	*
13/05/2024	01:00	0	1	0	0	1	0	0	0	0	0	0	0	0	0	0	0	0	0	0	2	24.5	35	10 to 20	50.0	*	*
13/05/2024	02:00	1	0	1	1	0	0	0	0	0	0	0	0	0	0	0	0	0	0	0	3	20.3	30	20 to 30	66.7	*	*
13/05/2024	03:00	0	1	1	0	0	0	0	0	0	0	0	0	0	0	0	0	0	0	0	2	19.5	25	15 to 25	100.0	*	*
13/05/2024	04:00	0	1	1	4	0	0	0	0	0	0	0	0	0	0	0	0	0	0	0	6	24.7	28.8	20 to 30	83.3	*	*
13/05/2024	05:00	0	1	6	10	3	0	2	0	0	0	0	0	0	0	0	0	0	0	0	22	27.6	33.3	20 to 30	72.7	2	9.1
13/05/2024	06:00	3	6	21	21	4	1	0	0	1	0	0	0	0	0	0	0	0	0	0	57	24.7	29.3	20 to 30	73.7	2	3.5
13/05/2024	07:00	8	34	52	43	10	0	0	0	0	0	0	0	0	0	0	0	0	0	0	147	22.9	28.6	20 to 30	64.6	*	*
13/05/2024	08:00	52	95	93	19	2	0	0	0	0	0	0	0	0	0	0	0	0	0	0	261	18.8	24	15 to 25	72.0	*	*
13/05/2024	09:00	28	61	53	23	0	0	0	0	0	0	0	0	0	0	0	0	0	0	0	165	19.4	24.8	15 to 25	69.1	*	*
13/05/2024	10:00	23	49	52	16	2	0	0	0	0	0	0	0	0	0	0	0	0	0	0	142	19.7	24.7	15 to 25	71.1	*	*
13/05/2024	11:00	30	45	62	22	1	0	0	0	0	0	0	0	0	0	0	0	0	0	0	160	19.8	24.9	15 to 25	66.9	*	*
13/05/2024	12:00	8	43	52	22	2	0	0	0	0	0	0	0	0	0	0	0	0	0	0	127	21.2	26.1	15 to 25	74.8	*	*
13/05/2024	13:00	2	35	68	27	3	0	1	0	0	0	0	0	0	0	0	0	0	0	0	136	22.4	27	15 to 25	75.7	1	0.7
13/05/2024	14:00	10	35	70	26	2	0	0	0	0	0	0	0	0	0	0	0	0	0	0	143	21.6	26.3	15 to 25	73.4	*	*
13/05/2024	15:00	28	78	97	25	1	0	0	0	0	0	0	0	0	0	0	0	0	0	0	229	20	24.6	15 to 25	76.4	*	*
13/05/2024	16:00	35	73	111	43	5	0	0	0	0	0	0	0	0	0	0	0	0	0	0	267	20.7	25.9	15 to 25	68.9	*	*
13/05/2024	17:00	29	73	110	34	2	0	0	0	0	0	0	0	0	0	0	0	0	0	0	248	20.5	25	15 to 25	73.8	*	*
13/05/2024	18:00	12	43	63	45	5	0	0	0	0	0	0	0	0	0	0	0	0	0	0	168	22	27.8	20 to 30	64.3	*	*
13/05/2024	19:00	0	14	50	37	13	1	1	0	0	0	0	0	0	0	0	0	0	0	0	116	24.9	29.7	20 to 30	75.0	2	1.7
13/05/2024	20:00	2	5	23	18	5	0	0	0	0	0	0	0	0	0	0	0	0	0	0	53	24.2	29.2	20 to 30	77.4	*	*
13/05/2024	21:00	1	11	15	5	1	0	0	0	0	0	0	0	0	0	0	0	0	0	0	33	21.5	26	15 to 25	78.8	*	*
13/05/2024	22:00	0	2	3	6	3	0	0	0	0	0	0	0	0	0	0	0	0	0	0	14	25.9	31.7	20 to 30	64.3	*	*
13/05/2024	23:00	0	2	1	3	3	0	0	0	0	0	0	0	0	0	0	0	0	0	0	9	26.1	33.3	25 to 35	66.7	*	*
24 Hr Summary		272	708	1007	451	69	2	4	0	1	0	0	0	0	0	0	0	0	0	0	2514	21.1	26.7	15 to 25	68.2	7	0.3

Incoming Histogram

2024 June Marsworth Road

from Mon-Apr-29-2024-11-00-AM to Wed-Jun-19-2024-02-59-PM

Date	Starting Hr:min	<15	15 to <20	20 to <25	25 to <30	30 to <35	35 to <40	40 to <45	45 to <50	50 to <55	55 to <60	60 to <65	65 to <70	70 to <75	75 to <80	80 to <85	85 to <90	90 to <95	95 to <100	100 to >105	Total Counts	Avg Speed (MPH)	85pct Speed	10MPH Pace	% in pace	# of Speeders	% Speeders	
14/05/2024	00:00	0	0	2	1	2	0	0	0	0	0	0	0	0	0	0	0	0	0	0	0	5	27	32.5	20 to 30	60.0	*	*
14/05/2024	01:00	0	0	1	1	0	0	0	0	0	0	0	0	0	0	0	0	0	0	0	0	2	24.5	30	20 to 30	100.0	*	*
14/05/2024	02:00	0	0	0	1	0	0	0	0	0	0	0	0	0	0	0	0	0	0	0	0	1	27	30	20 to 30	100.0	*	*
14/05/2024	03:00	0	1	3	1	0	0	0	0	0	0	0	0	0	0	0	0	0	0	0	0	5	22.2	25	15 to 25	80.0	*	*
14/05/2024	04:00	2	2	1	2	0	0	0	0	0	0	0	0	0	0	0	0	0	0	0	0	7	19.3	27.5	10 to 20	57.1	*	*
14/05/2024	05:00	0	1	7	7	3	1	1	0	0	0	0	0	0	0	0	0	0	0	0	0	20	27	33.3	20 to 30	70.0	2	10.0
14/05/2024	06:00	1	0	13	14	5	0	1	0	0	0	0	0	0	0	0	0	0	0	0	0	34	26.2	31	20 to 30	79.4	1	2.9
14/05/2024	07:00	3	39	63	41	6	0	0	0	0	0	0	0	0	0	0	0	0	0	0	0	152	22.7	27.9	20 to 30	68.4	*	*
14/05/2024	08:00	49	92	79	27	2	0	0	0	0	0	0	0	0	0	0	0	0	0	0	0	249	19	24.5	15 to 25	68.7	*	*
14/05/2024	09:00	32	32	34	18	2	0	0	0	0	0	0	0	0	0	0	0	0	0	0	0	118	18.5	25.6	15 to 25	55.9	*	*
14/05/2024	10:00	23	38	48	17	3	1	0	0	0	0	0	0	0	0	0	0	0	0	0	0	130	20	25.3	15 to 25	66.2	1	0.8
14/05/2024	11:00	18	38	47	18	2	1	0	0	0	0	0	0	0	0	0	0	0	0	0	0	124	20.3	25.6	15 to 25	68.5	1	0.8
14/05/2024	12:00	9	71	64	17	1	0	0	0	0	0	0	0	0	0	0	0	0	0	0	0	162	20.2	24.5	15 to 25	83.3	*	*
14/05/2024	13:00	4	19	55	29	3	0	0	0	0	0	0	0	0	0	0	0	0	0	0	0	110	22.7	27.8	20 to 30	76.4	*	*
14/05/2024	14:00	17	56	81	35	3	1	0	0	0	0	0	0	0	0	0	0	0	0	0	0	193	21.3	26.4	15 to 25	71.0	1	0.5
14/05/2024	15:00	35	56	85	23	0	0	0	0	0	0	0	0	0	0	0	0	0	0	0	0	199	19.6	24.6	15 to 25	70.9	*	*
14/05/2024	16:00	38	69	112	34	1	0	0	0	0	0	0	0	0	0	0	0	0	0	0	0	254	20.1	24.9	15 to 25	71.3	*	*
14/05/2024	17:00	24	97	139	40	3	0	0	0	0	0	0	0	0	0	0	0	0	0	0	0	303	20.8	24.9	15 to 25	77.9	*	*
14/05/2024	18:00	16	30	84	36	9	0	0	0	0	0	0	0	0	0	0	0	0	0	0	0	175	22.2	27.6	20 to 30	68.6	*	*
14/05/2024	19:00	6	23	46	34	7	0	0	0	0	0	0	0	0	0	0	0	0	0	0	0	116	22.9	28.5	20 to 30	69.0	*	*
14/05/2024	20:00	3	7	25	18	3	0	0	0	0	0	0	0	0	0	0	0	0	0	0	0	56	23.4	28.6	20 to 30	76.8	*	*
14/05/2024	21:00	1	13	13	10	3	1	0	0	0	0	0	0	0	0	0	0	0	0	0	0	41	22.9	29	15 to 25	63.4	1	2.4
14/05/2024	22:00	1	6	11	7	3	0	0	0	0	0	0	0	0	0	0	0	0	0	0	0	28	23.3	29.3	20 to 30	64.3	*	*
14/05/2024	23:00	2	4	5	5	0	0	0	0	0	0	0	0	0	0	0	0	0	0	0	0	16	21.3	28	20 to 30	62.5	*	*
24 Hr Summary		284	694	1018	436	61	5	2	0	0	0	0	0	0	0	0	0	0	0	0	0	2500	20.9	26.5	15 to 25	68.5	7	0.3

Incoming Histogram

2024 June Marsworth Road

from Mon-Apr-29-2024-11-00-AM to Wed-Jun-19-2024-02-59-PM

Date	Starting Hr:min	<15	15 to <20	20 to <25	25 to <30	30 to <35	35 to <40	40 to <45	45 to <50	50 to <55	55 to <60	60 to <65	65 to <70	70 to <75	75 to <80	80 to <85	85 to <90	90 to <95	95 to <100	100 to >105	Total Counts	Avg Speed (MPH)	85pct Speed	10MPH Pace	% in pace	# of Speeders	% Speeders
15/05/2024	00:00	0	3	2	1	1	0	0	1	0	0	0	0	0	0	0	0	0	0	0	8	25.4	35	15 to 25	62.5	1	12.5
15/05/2024	01:00	0	1	0	2	0	0	0	0	0	0	0	0	0	0	0	0	0	0	0	3	23.7	30	20 to 30	66.7	*	*
15/05/2024	02:00	0	0	2	0	0	0	0	0	0	0	0	0	0	0	0	0	0	0	0	2	22.5	25	15 to 25	100.0	*	*
15/05/2024	03:00	0	0	4	1	0	0	0	0	0	0	0	0	0	0	0	0	0	0	0	5	23.2	25	20 to 30	100.0	*	*
15/05/2024	04:00	1	0	2	0	0	0	0	0	0	0	0	0	0	0	0	0	0	0	0	3	18.7	25	15 to 25	66.7	*	*
15/05/2024	05:00	0	3	6	3	5	0	0	0	0	0	0	0	0	0	0	0	0	0	0	17	25.2	32	15 to 25	52.9	*	*
15/05/2024	06:00	0	3	19	16	4	1	2	0	0	0	0	0	0	0	0	0	0	0	0	45	25.9	30	20 to 30	77.8	3	6.7
15/05/2024	07:00	20	36	74	43	9	0	0	0	0	0	0	0	0	0	0	0	0	0	0	182	21.9	27.9	20 to 30	64.3	*	*
15/05/2024	08:00	47	95	114	10	0	0	0	0	0	0	0	0	0	0	0	0	0	0	0	266	19	23.7	15 to 25	78.6	*	*
15/05/2024	09:00	31	43	50	24	5	0	0	0	0	0	0	0	0	0	0	0	0	0	0	153	19.8	26.2	15 to 25	60.8	*	*
15/05/2024	10:00	19	31	49	19	2	0	0	0	0	0	0	0	0	0	0	0	0	0	0	120	20.3	25.8	15 to 25	66.7	*	*
15/05/2024	11:00	31	45	60	21	4	0	0	0	0	0	0	0	0	0	0	0	0	0	0	161	19.7	25.2	15 to 25	65.2	*	*
15/05/2024	12:00	11	44	65	8	4	0	0	0	0	0	0	0	0	0	0	0	0	0	0	132	20.5	24.4	15 to 25	82.6	*	*
15/05/2024	13:00	19	34	56	23	3	0	0	0	0	0	0	0	0	0	0	0	0	0	0	135	20.7	26.3	15 to 25	66.7	*	*
15/05/2024	14:00	21	66	78	43	4	0	0	0	0	0	0	0	0	0	0	0	0	0	0	212	21	26.7	15 to 25	67.9	*	*
15/05/2024	15:00	34	57	71	22	3	0	0	0	0	0	0	0	0	0	0	0	0	0	0	187	19.7	24.8	15 to 25	68.4	*	*
15/05/2024	16:00	16	69	86	47	6	1	0	0	0	0	0	0	0	0	0	0	0	0	0	225	21.5	27.1	15 to 25	68.9	1	0.4
15/05/2024	17:00	5	61	144	54	9	0	0	0	0	0	0	0	0	0	0	0	0	0	0	273	22.5	27	15 to 25	75.1	*	*
15/05/2024	18:00	2	28	96	58	7	0	0	0	0	0	0	0	0	0	0	0	0	0	0	191	23.5	28.1	20 to 30	80.6	*	*
15/05/2024	19:00	4	20	56	20	3	0	0	0	0	0	0	0	0	0	0	0	0	0	0	103	22.3	27	15 to 25	73.8	*	*
15/05/2024	20:00	0	8	41	19	7	0	0	0	0	0	0	0	0	0	0	0	0	0	0	75	24.1	28.9	20 to 30	80.0	*	*
15/05/2024	21:00	1	9	16	18	4	1	0	0	0	0	0	0	0	0	0	0	0	0	0	49	24.2	29.4	20 to 30	69.4	1	2.0
15/05/2024	22:00	2	6	17	17	1	0	0	0	0	0	0	0	0	0	0	0	0	0	0	43	23.4	28.5	20 to 30	79.1	*	*
15/05/2024	23:00	0	2	1	5	0	0	0	0	0	0	0	0	0	0	0	0	0	0	0	8	24.1	29	20 to 30	75.0	*	*
24 Hr Summary		264	664	1109	474	81	3	2	1	0	0	0	0	0	0	0	0	0	0	0	2598	21.3	26.8	15 to 25	68.2	6	0.2

Incoming Histogram

2024 June Marsworth Road

from Mon-Apr-29-2024-11-00-AM to Wed-Jun-19-2024-02-59-PM

Date	Starting Hr:min	<15	15 to <20	20 to <25	25 to <30	30 to <35	35 to <40	40 to <45	45 to <50	50 to <55	55 to <60	60 to <65	65 to <70	70 to <75	75 to <80	80 to <85	85 to <90	90 to <95	95 to <100	100 to >105	Total Counts	Avg Speed (MPH)	85pct Speed	10MPH Pace	% in pace	# of Speeders	% Speeders
16/05/2024	00:00	0	3	2	3	1	0	0	0	0	0	0	0	0	0	0	0	0	0	0	9	23.2	30	15 to 25	55.6	*	*
16/05/2024	01:00	0	1	1	1	0	0	0	0	0	0	0	0	0	0	0	0	0	0	0	3	22	30	15 to 25	66.7	*	*
16/05/2024	02:00	0	0	1	1	0	0	0	0	0	0	0	0	0	0	0	0	0	0	0	2	24.5	30	20 to 30	100.0	*	*
16/05/2024	03:00	0	1	1	1	2	0	0	0	0	0	0	0	0	0	0	0	0	0	0	5	26	32.5	25 to 35	60.0	*	*
16/05/2024	04:00	0	0	3	2	0	0	0	0	0	0	0	0	0	0	0	0	0	0	0	5	24.2	27.5	20 to 30	100.0	*	*
16/05/2024	05:00	0	2	6	5	2	2	0	0	0	0	0	0	0	0	0	0	0	0	0	17	26.2	32.5	20 to 30	64.7	2	11.8
16/05/2024	06:00	0	4	17	19	6	0	1	0	0	0	0	0	0	0	0	0	0	0	0	47	25.7	30	20 to 30	76.6	1	2.1
16/05/2024	07:00	4	22	63	53	7	2	0	0	0	0	0	0	0	0	0	0	0	0	0	151	23.8	28.7	20 to 30	76.8	2	1.3
16/05/2024	08:00	40	84	108	23	3	0	0	0	0	0	0	0	0	0	0	0	0	0	0	258	19.7	24.4	15 to 25	74.4	*	*
16/05/2024	09:00	15	46	49	22	0	0	0	0	0	0	0	0	0	0	0	0	0	0	0	132	20.3	25.5	15 to 25	72.0	*	*
16/05/2024	10:00	13	42	54	29	1	1	0	0	0	0	0	0	0	0	0	0	0	0	0	140	21.2	26.7	15 to 25	68.6	1	0.7
16/05/2024	11:00	25	37	57	17	3	0	0	0	0	0	0	0	0	0	0	0	0	0	0	139	20.1	24.9	15 to 25	67.6	*	*
16/05/2024	12:00	12	37	75	24	3	0	0	0	0	0	0	0	0	0	0	0	0	0	0	151	21.3	25.8	15 to 25	74.2	*	*
16/05/2024	13:00	2	16	66	39	8	1	0	0	0	0	0	0	0	0	0	0	0	0	0	132	23.9	28.6	20 to 30	79.5	1	0.8
16/05/2024	14:00	2	30	94	43	6	2	0	0	0	0	0	0	0	0	0	0	0	0	0	177	23.2	27.8	20 to 30	77.4	2	1.1
16/05/2024	15:00	22	64	74	31	4	0	0	0	0	0	0	0	0	0	0	0	0	0	0	195	20.7	26	15 to 25	70.8	*	*
16/05/2024	16:00	43	77	112	45	2	0	0	0	0	0	0	0	0	0	0	0	0	0	0	279	20.3	25.6	15 to 25	67.7	*	*
16/05/2024	17:00	22	53	167	45	3	0	0	0	0	0	0	0	0	0	0	0	0	0	0	290	21.6	25.4	15 to 25	75.9	*	*
16/05/2024	18:00	3	30	103	71	9	0	0	0	0	0	0	0	0	0	0	0	0	0	0	216	23.7	28.4	20 to 30	80.6	*	*
16/05/2024	19:00	0	8	60	28	6	1	1	0	0	0	0	0	0	0	0	0	0	0	0	104	24.3	28.6	20 to 30	84.6	2	1.9
16/05/2024	20:00	0	8	24	26	9	0	0	0	0	0	0	0	0	0	0	0	0	0	0	67	25.1	29.8	20 to 30	74.6	*	*
16/05/2024	21:00	1	8	27	22	5	0	0	0	0	0	0	0	0	0	0	0	0	0	0	63	24.1	29.1	20 to 30	77.8	*	*
16/05/2024	22:00	1	5	14	12	3	0	0	0	0	0	0	0	0	0	0	0	0	0	0	35	24	29.2	20 to 30	74.3	*	*
16/05/2024	23:00	0	1	7	5	0	0	0	0	0	0	0	0	0	0	0	0	0	0	0	13	23.8	28	20 to 30	92.3	*	*
24 Hr Summary		205	579	1185	567	83	9	2	0	0	0	0	0	0	0	0	0	0	0	0	2630	22	27.4	15 to 25	67.1	11	0.4

Incoming Histogram

2024 June Marsworth Road

from Mon-Apr-29-2024-11-00-AM to Wed-Jun-19-2024-02-59-PM

Date	Starting Hr:min	<15	15 to <20	20 to <25	25 to <30	30 to <35	35 to <40	40 to <45	45 to <50	50 to <55	55 to <60	60 to <65	65 to <70	70 to <75	75 to <80	80 to <85	85 to <90	90 to <95	95 to <100	100 to >105	Total Counts	Avg Speed (MPH)	85pct Speed	10MPH Pace	% in pace	# of Speeders	% Speeders
17/05/2024	00:00	0	0	3	0	0	0	0	0	0	0	0	0	0	0	0	0	0	0	0	3	22	25	15 to 25	100.0	*	*
17/05/2024	01:00	0	4	1	0	0	0	0	0	0	0	0	0	0	0	0	0	0	0	0	5	18.4	20	15 to 25	100.0	*	*
17/05/2024	02:00	0	0	0	0	0	0	0	0	0	0	0	0	0	0	0	0	0	0	0	0	0	0	*	*	*	*
17/05/2024	03:00	0	0	2	0	0	0	0	0	0	0	0	0	0	0	0	0	0	0	0	2	22	25	15 to 25	100.0	*	*
17/05/2024	04:00	0	0	4	1	0	0	0	0	0	0	0	0	0	0	0	0	0	0	0	5	23.2	25	20 to 30	100.0	*	*
17/05/2024	05:00	0	1	5	7	5	1	0	0	0	0	0	0	0	0	0	0	0	0	0	19	27.4	33	20 to 30	63.2	1	5.3
17/05/2024	06:00	2	1	15	18	12	0	0	0	0	0	0	0	0	0	0	0	0	0	0	48	26.3	32.1	20 to 30	68.8	*	*
17/05/2024	07:00	1	10	62	43	9	2	1	0	0	0	0	0	0	0	0	0	0	0	0	128	24.8	29.2	20 to 30	82.0	3	2.3
17/05/2024	08:00	36	83	101	28	3	0	0	0	0	0	0	0	0	0	0	0	0	0	0	251	19.8	24.7	15 to 25	73.3	*	*
17/05/2024	09:00	20	41	49	20	1	2	0	0	0	0	0	0	0	0	0	0	0	0	0	133	20	25.8	15 to 25	67.7	2	1.5
17/05/2024	10:00	9	26	39	21	4	0	0	0	0	0	0	0	0	0	0	0	0	0	0	99	21.5	27.4	15 to 25	65.7	*	*
17/05/2024	11:00	10	32	60	19	3	0	0	0	0	0	0	0	0	0	0	0	0	0	0	124	21.3	25.8	15 to 25	74.2	*	*
17/05/2024	12:00	4	14	58	24	2	1	0	0	0	0	0	0	0	0	0	0	0	0	0	103	22.8	27.5	20 to 30	79.6	1	1.0
17/05/2024	13:00	1	16	29	25	8	0	0	0	0	0	0	0	0	0	0	0	0	0	0	79	23.9	29.2	20 to 30	68.4	*	*
17/05/2024	14:00	1	21	56	27	10	0	0	0	0	0	0	0	0	0	0	0	0	0	0	115	23.5	28.7	20 to 30	72.2	*	*
17/05/2024	15:00	22	73	83	30	6	1	0	0	0	0	0	0	0	0	0	0	0	0	0	215	20.8	25.8	15 to 25	72.6	1	0.5
17/05/2024	16:00	0	26	109	55	9	1	0	0	0	0	0	0	0	0	0	0	0	0	0	200	23.7	28.2	20 to 30	82.0	1	0.5
17/05/2024	17:00	7	38	85	68	13	0	0	0	0	0	0	0	0	0	0	0	0	0	0	211	23.4	28.6	20 to 30	72.5	*	*
17/05/2024	18:00	12	43	82	42	1	0	0	0	0	0	0	0	0	0	0	0	0	0	0	180	21.8	26.9	15 to 25	69.4	*	*
17/05/2024	19:00	6	30	62	28	4	1	0	0	0	0	0	0	0	0	0	0	0	0	0	131	22.3	27.3	15 to 25	70.2	1	0.8
17/05/2024	20:00	4	13	35	32	8	1	0	0	0	0	0	0	0	0	0	0	0	0	0	93	23.9	29.2	20 to 30	72.0	1	1.1
17/05/2024	21:00	4	19	30	13	1	1	1	0	0	0	0	0	0	0	0	0	0	0	0	69	21.9	27.3	15 to 25	71.0	2	2.9
17/05/2024	22:00	1	4	19	12	1	0	0	0	0	0	0	0	0	0	0	0	0	0	0	37	23.5	27.9	20 to 30	83.8	*	*
17/05/2024	23:00	0	4	8	4	0	1	0	0	0	0	0	0	0	0	0	0	0	0	0	17	23.1	27.5	15 to 25	70.6	1	5.9
24 Hr Summary		140	499	997	517	100	12	2	0	0	0	0	0	0	0	0	0	0	0	0	2267	22.3	27.8	20 to 30	66.8	14	0.6

Incoming Histogram

2024 June Marsworth Road

from Mon-Apr-29-2024-11-00-AM to Wed-Jun-19-2024-02-59-PM

Date	Starting Hr:min	<15	15 to <20	20 to <25	25 to <30	30 to <35	35 to <40	40 to <45	45 to <50	50 to <55	55 to <60	60 to <65	65 to <70	70 to <75	75 to <80	80 to <85	85 to <90	90 to <95	95 to <100	100 to >105	Total Counts	Avg Speed (MPH)	85pct Speed	10MPH Pace	% in pace	# of Speeders	% Speeders	
18/05/2024	00:00	0	3	4	1	0	0	0	0	0	0	0	0	0	0	0	0	0	0	0	0	8	21	25	15 to 25	87.5	*	*
18/05/2024	01:00	0	1	2	4	0	0	0	0	0	0	0	0	0	0	0	0	0	0	0	0	7	24.3	28.8	20 to 30	85.7	*	*
18/05/2024	02:00	0	0	2	0	0	0	0	0	0	0	0	0	0	0	0	0	0	0	0	0	2	22.5	25	15 to 25	100.0	*	*
18/05/2024	03:00	0	1	0	3	0	0	0	0	0	0	0	0	0	0	0	0	0	0	0	0	4	24.8	28.3	20 to 30	75.0	*	*
18/05/2024	04:00	0	2	2	0	1	0	0	0	0	0	0	0	0	0	0	0	0	0	0	0	5	22.4	25	15 to 25	80.0	*	*
18/05/2024	05:00	0	0	1	5	0	0	1	0	0	0	0	0	0	0	0	0	0	0	0	0	7	28.7	30	20 to 30	85.7	1	14.3
18/05/2024	06:00	0	0	11	10	4	1	0	0	0	0	0	0	0	0	0	0	0	0	0	0	26	26.4	31.2	20 to 30	80.8	1	3.8
18/05/2024	07:00	5	6	31	14	1	3	0	0	0	0	0	0	0	0	0	0	0	0	0	0	60	23.1	28.2	20 to 30	75.0	3	5.0
18/05/2024	08:00	3	15	51	38	6	0	0	0	0	0	0	0	0	0	0	0	0	0	0	0	113	23.7	28.6	20 to 30	78.8	*	*
18/05/2024	09:00	7	25	59	39	6	1	0	0	0	0	0	0	0	0	0	0	0	0	0	0	137	23	28.2	20 to 30	71.5	1	0.7
18/05/2024	10:00	1	25	71	47	0	0	0	0	0	0	0	0	0	0	0	0	0	0	0	0	144	23.2	27.7	20 to 30	81.9	*	*
18/05/2024	11:00	2	29	76	27	6	0	1	0	0	0	0	0	0	0	0	0	0	0	0	0	141	22.8	27.4	15 to 25	74.5	1	0.7
18/05/2024	12:00	0	13	94	59	9	0	0	0	0	0	0	0	0	0	0	0	0	0	0	0	175	24.3	28.6	20 to 30	87.4	*	*
18/05/2024	13:00	1	16	66	45	8	0	0	0	0	0	0	0	0	0	0	0	0	0	0	0	136	24	28.7	20 to 30	81.6	*	*
18/05/2024	14:00	0	29	63	24	5	1	0	0	0	0	0	0	0	0	0	0	0	0	0	0	122	22.8	27.5	15 to 25	75.4	1	0.8
18/05/2024	15:00	0	16	58	24	4	0	0	0	0	0	0	0	0	0	0	0	0	0	0	0	102	23.2	27.7	20 to 30	80.4	*	*
18/05/2024	16:00	5	23	69	43	3	3	0	0	0	0	0	0	0	0	0	0	0	0	0	0	146	23.3	28.1	20 to 30	76.7	3	2.1
18/05/2024	17:00	1	14	68	30	3	3	0	0	0	0	0	0	0	0	0	0	0	0	0	0	119	23.7	28	20 to 30	82.4	3	2.5
18/05/2024	18:00	1	15	58	31	5	0	0	0	0	0	0	0	0	0	0	0	0	0	0	0	110	23.6	28.2	20 to 30	80.9	*	*
18/05/2024	19:00	0	11	40	38	5	0	0	0	0	0	0	0	0	0	0	0	0	0	0	0	94	24.4	28.8	20 to 30	83.0	*	*
18/05/2024	20:00	0	6	27	25	4	0	0	0	0	0	0	0	0	0	0	0	0	0	0	0	62	24.6	29	20 to 30	83.9	*	*
18/05/2024	21:00	0	13	25	6	3	0	0	0	1	0	0	0	0	0	0	0	0	0	0	0	48	22.9	27.5	15 to 25	79.2	1	2.1
18/05/2024	22:00	0	6	15	7	3	0	1	0	0	0	0	0	0	0	0	0	0	0	0	0	32	24	29.3	20 to 30	68.8	1	3.1
18/05/2024	23:00	0	9	24	8	5	0	0	0	0	0	0	0	0	0	0	0	0	0	0	0	46	23.3	28.8	15 to 25	71.7	*	*
24 Hr Summary		26	278	917	528	81	12	3	0	1	0	0	0	0	0	0	0	0	0	0	0	1846	23.6	28.3	20 to 30	78.3	16	0.9

Incoming Histogram

2024 June Marsworth Road

from Mon-Apr-29-2024-11-00-AM to Wed-Jun-19-2024-02-59-PM

Date	Starting Hr:min	<15	15 to <20	20 to <25	25 to <30	30 to <35	35 to <40	40 to <45	45 to <50	50 to <55	55 to <60	60 to <65	65 to <70	70 to <75	75 to <80	80 to <85	85 to <90	90 to <95	95 to <100	100 to >105	Total Counts	Avg Speed (MPH)	85pct Speed	10MPH Pace	% in pace	# of Speeders	% Speeders
19/05/2024	00:00	2	10	11	4	1	0	0	0	0	0	0	0	0	0	0	0	0	0	0	28	20.9	26.2	15 to 25	75.0	*	*
19/05/2024	01:00	1	1	7	2	2	0	0	0	0	0	0	0	0	0	0	0	0	0	0	13	23.5	30	20 to 30	69.2	*	*
19/05/2024	02:00	0	0	1	2	0	0	0	0	0	0	0	0	0	0	0	0	0	0	0	3	25.3	30	20 to 30	100.0	*	*
19/05/2024	03:00	0	1	3	2	0	0	0	0	0	0	0	0	0	0	0	0	0	0	0	6	23	27.5	20 to 30	83.3	*	*
19/05/2024	04:00	0	1	2	1	1	0	0	0	0	0	0	0	0	0	0	0	0	0	0	5	24	30	15 to 25	60.0	*	*
19/05/2024	05:00	0	0	3	7	2	1	0	0	0	0	0	0	0	0	0	0	0	0	0	13	27.6	32.5	20 to 30	76.9	1	7.7
19/05/2024	06:00	1	2	0	8	3	0	0	0	0	0	0	0	0	0	0	0	0	0	0	14	25.4	31.7	25 to 35	78.6	*	*
19/05/2024	07:00	0	2	10	9	4	2	0	0	0	0	0	0	0	0	0	0	0	0	0	27	26.3	32.5	20 to 30	70.4	2	7.4
19/05/2024	08:00	0	5	20	21	7	0	0	0	0	0	0	0	0	0	0	0	0	0	0	53	25.3	29.8	20 to 30	77.4	*	*
19/05/2024	09:00	1	11	48	30	6	0	0	0	0	0	0	0	0	0	0	0	0	0	0	96	23.9	28.7	20 to 30	81.3	*	*
19/05/2024	10:00	3	13	63	31	7	0	0	0	0	0	0	0	0	0	0	0	0	0	0	117	23.6	28.2	20 to 30	80.3	*	*
19/05/2024	11:00	3	22	77	47	8	1	0	0	0	0	0	0	0	0	0	0	0	0	0	158	23.6	28.4	20 to 30	78.5	1	0.6
19/05/2024	12:00	2	28	83	55	5	4	0	0	0	0	0	0	0	0	0	0	0	0	0	177	23.8	28.4	20 to 30	78.0	4	2.3
19/05/2024	13:00	7	26	82	36	3	1	0	0	0	0	0	0	0	0	0	0	0	0	0	155	22.6	27.4	20 to 30	76.1	1	0.6
19/05/2024	14:00	5	41	79	17	7	0	0	0	0	0	0	0	0	0	0	0	0	0	0	149	21.8	25.6	15 to 25	80.5	*	*
19/05/2024	15:00	3	35	70	39	7	0	0	0	0	0	0	0	0	0	0	0	0	0	0	154	22.8	27.9	20 to 30	70.8	*	*
19/05/2024	16:00	5	40	56	34	1	0	0	0	0	0	0	0	0	0	0	0	0	0	0	136	21.8	27.2	15 to 25	70.6	*	*
19/05/2024	17:00	6	21	51	24	3	1	0	0	0	0	0	0	0	0	0	0	0	0	0	106	22.5	27.5	20 to 30	70.8	1	0.9
19/05/2024	18:00	6	21	36	29	5	0	0	0	0	0	0	0	0	0	0	0	0	0	0	97	22.7	28.3	20 to 30	67.0	*	*
19/05/2024	19:00	1	9	41	23	5	0	0	0	0	0	0	0	0	0	0	0	0	0	0	79	23.8	28.5	20 to 30	81.0	*	*
19/05/2024	20:00	1	2	39	14	5	0	0	0	0	0	0	0	0	0	0	0	0	0	0	61	24.1	28.6	20 to 30	86.9	*	*
19/05/2024	21:00	2	6	16	12	8	1	0	0	1	0	0	0	0	0	0	0	0	0	0	46	25.3	31.9	20 to 30	60.9	2	4.3
19/05/2024	22:00	0	4	6	6	0	0	0	0	0	0	0	0	0	0	0	0	0	0	0	16	22.9	28.3	20 to 30	75.0	*	*
19/05/2024	23:00	0	4	2	1	0	0	0	0	0	0	0	0	0	0	0	0	0	0	0	7	20.3	25	15 to 25	85.7	*	*
24 Hr Summary		49	305	806	454	90	11	0	0	1	0	0	0	0	0	0	0	0	0	0	1716	23.2	28.3	20 to 30	73.4	12	0.7

Incoming Histogram

2024 June Marsworth Road

from Mon-Apr-29-2024-11-00-AM to Wed-Jun-19-2024-02-59-PM

Date	Starting Hr:min	<15	15 to <20	20 to <25	25 to <30	30 to <35	35 to <40	40 to <45	45 to <50	50 to <55	55 to <60	60 to <65	65 to <70	70 to <75	75 to <80	80 to <85	85 to <90	90 to <95	95 to <100	100 to >105	Total Counts	Avg Speed (MPH)	85pct Speed	10MPH Pace	% in pace	# of Speeders	% Speeders
20/05/2024	00:00	0	3	4	0	2	0	0	0	0	0	0	0	0	0	0	0	0	0	0	9	22.7	32.5	15 to 25	77.8	*	*
20/05/2024	01:00	0	0	1	0	0	0	0	0	0	0	0	0	0	0	0	0	0	0	0	1	22	25	15 to 25	100.0	*	*
20/05/2024	02:00	1	2	0	1	1	0	0	0	0	0	0	0	0	0	0	0	0	0	0	5	21	30	10 to 20	60.0	*	*
20/05/2024	03:00	1	2	5	1	1	0	0	0	0	0	0	0	0	0	0	0	0	0	0	10	21.7	25	15 to 25	70.0	*	*
20/05/2024	04:00	0	0	0	5	0	0	0	0	0	0	0	0	0	0	0	0	0	0	0	5	27.2	29	20 to 30	100.0	*	*
20/05/2024	05:00	1	1	8	6	5	2	1	0	0	0	0	0	0	0	0	0	0	0	0	24	27.1	34	20 to 30	58.3	3	12.5
20/05/2024	06:00	1	2	17	22	10	1	0	0	0	0	0	0	0	0	0	0	0	0	0	53	26.3	31.5	20 to 30	73.6	1	1.9
20/05/2024	07:00	19	35	62	53	4	1	0	0	0	0	0	0	0	0	0	0	0	0	0	174	22.1	28	20 to 30	66.1	1	0.6
20/05/2024	08:00	29	96	116	29	4	0	0	0	0	0	0	0	0	0	0	0	0	0	0	274	20.2	24.7	15 to 25	77.4	*	*
20/05/2024	09:00	20	62	63	13	8	0	0	0	0	0	0	0	0	0	0	0	0	0	0	166	20.1	24.7	15 to 25	75.3	*	*
20/05/2024	10:00	24	43	54	24	5	0	0	0	0	0	0	0	0	0	0	0	0	0	0	150	20.2	26.5	15 to 25	64.7	*	*
20/05/2024	11:00	9	42	54	23	3	0	0	0	0	0	0	0	0	0	0	0	0	0	0	131	21.2	26.3	15 to 25	73.3	*	*
20/05/2024	12:00	10	42	63	26	7	1	0	0	0	0	0	0	0	0	0	0	0	0	0	149	21.8	27.3	15 to 25	70.5	1	0.7
20/05/2024	13:00	3	19	72	26	7	1	1	0	0	0	0	0	0	0	0	0	0	0	0	129	23.3	28.1	20 to 30	76.0	2	1.6
20/05/2024	14:00	3	46	78	33	3	0	0	0	0	0	0	0	0	0	0	0	0	0	0	163	22.1	26.8	15 to 25	76.1	*	*
20/05/2024	15:00	7	50	88	36	3	0	0	0	0	0	0	0	0	0	0	0	0	0	0	184	21.9	26.5	15 to 25	75.0	*	*
20/05/2024	16:00	2	45	121	50	13	2	0	1	0	0	0	0	0	0	0	0	0	0	0	234	23.3	28.1	20 to 30	73.1	3	1.3
20/05/2024	17:00	13	44	152	55	6	2	0	0	0	0	0	0	0	0	0	0	0	0	0	272	22.5	27	20 to 30	76.1	2	0.7
20/05/2024	18:00	1	24	104	54	5	2	0	0	0	0	0	0	0	0	0	0	0	0	0	190	23.6	28.1	20 to 30	83.2	2	1.1
20/05/2024	19:00	2	17	54	38	6	0	0	0	0	0	0	0	0	0	0	0	0	0	0	117	23.7	28.4	20 to 30	78.6	*	*
20/05/2024	20:00	0	11	36	35	2	3	0	0	0	0	0	0	0	0	0	0	0	0	0	87	24.6	28.9	20 to 30	81.6	3	3.4
20/05/2024	21:00	2	11	19	11	5	0	0	0	0	0	0	0	0	0	0	0	0	0	0	48	23	29.1	15 to 25	62.5	*	*
20/05/2024	22:00	0	2	7	5	1	1	0	0	0	0	0	0	0	0	0	0	0	0	0	16	24.8	30	20 to 30	75.0	1	6.3
20/05/2024	23:00	0	3	8	4	1	0	0	0	0	0	0	0	0	0	0	0	0	0	0	16	23.3	28.8	20 to 30	75.0	*	*
24 Hr Summary		148	602	1186	550	102	16	2	1	0	0	0	0	0	0	0	0	0	0	0	2607	22.2	27.5	15 to 25	68.6	19	0.7

Incoming Histogram

2024 June Marsworth Road

from Mon-Apr-29-2024-11-00-AM to Wed-Jun-19-2024-02-59-PM

Date	Starting Hr:min	<15	15 to <20	20 to <25	25 to <30	30 to <35	35 to <40	40 to <45	45 to <50	50 to <55	55 to <60	60 to <65	65 to <70	70 to <75	75 to <80	80 to <85	85 to <90	90 to <95	95 to <100	100 to >105	Total Counts	Avg Speed (MPH)	85pct Speed	10MPH Pace	% in pace	# of Speeders	% Speeders	
21/05/2024	00:00	0	1	1	2	0	0	0	0	0	0	0	0	0	0	0	0	0	0	0	0	4	23.3	27.5	20 to 30	75.0	*	*
21/05/2024	01:00	0	0	0	0	0	0	0	0	0	0	0	0	0	0	0	0	0	0	0	0	0	0	0	*	*	*	*
21/05/2024	02:00	0	0	0	0	0	0	0	0	0	0	0	0	0	0	0	0	0	0	0	0	0	0	*	*	*	*	
21/05/2024	03:00	0	1	2	0	0	0	0	0	0	0	0	0	0	0	0	0	0	0	0	0	3	20.3	25	15 to 25	100.0	*	*
21/05/2024	04:00	1	0	0	1	0	0	0	0	0	0	0	0	0	0	0	0	0	0	0	0	2	19.5	30	5 to 15	50.0	*	*
21/05/2024	05:00	0	0	9	8	3	4	1	0	0	0	0	0	0	0	0	0	0	0	0	0	25	28.4	36.2	20 to 30	68.0	5	20.0
21/05/2024	06:00	0	2	21	16	8	1	0	0	0	0	0	0	0	0	0	0	0	0	0	0	48	25.8	31.2	20 to 30	77.1	1	2.1
21/05/2024	07:00	11	40	78	43	12	0	0	0	0	0	0	0	0	0	0	0	0	0	0	0	184	22.5	28.1	20 to 30	65.8	*	*
21/05/2024	08:00	41	82	98	36	5	0	0	0	0	0	0	0	0	0	0	0	0	0	0	0	262	20.1	25.3	15 to 25	68.7	*	*
21/05/2024	09:00	13	39	52	25	4	1	0	0	0	0	0	0	0	0	0	0	0	0	0	0	134	21.2	27	15 to 25	67.9	1	0.7
21/05/2024	10:00	13	52	58	22	3	1	0	0	0	0	0	0	0	0	0	0	0	0	0	0	149	20.8	25.9	15 to 25	73.8	1	0.7
21/05/2024	11:00	17	32	63	27	5	0	0	0	0	0	0	0	0	0	0	0	0	0	0	0	144	21.3	26.9	15 to 25	66.0	*	*
21/05/2024	12:00	24	49	74	24	1	0	0	0	0	0	0	0	0	0	0	0	0	0	0	0	172	20.2	24.9	15 to 25	71.5	*	*
21/05/2024	13:00	8	66	69	27	4	0	0	0	0	0	0	0	0	0	0	0	0	0	0	0	174	21.1	25.9	15 to 25	77.6	*	*
21/05/2024	14:00	10	24	90	31	4	0	0	0	0	0	0	0	0	0	0	0	0	0	0	0	159	22.3	26.8	20 to 30	76.1	*	*
21/05/2024	15:00	22	47	73	34	8	0	0	0	0	0	0	0	0	0	0	0	0	0	0	0	184	21.3	27.1	15 to 25	65.2	*	*
21/05/2024	16:00	23	63	98	41	7	1	0	0	0	0	0	0	0	0	0	0	0	0	0	0	233	21.3	26.7	15 to 25	69.1	1	0.4
21/05/2024	17:00	11	67	105	44	10	2	0	0	0	0	0	0	0	0	0	0	0	0	0	0	239	22.1	27.3	15 to 25	72.0	2	0.8
21/05/2024	18:00	10	21	88	48	9	1	0	0	0	0	0	0	0	0	0	0	0	0	0	0	177	23.1	28.2	20 to 30	76.8	1	0.6
21/05/2024	19:00	3	8	30	35	13	0	0	1	0	0	0	0	0	0	0	0	0	0	0	0	90	25.2	30	20 to 30	72.2	1	1.1
21/05/2024	20:00	0	3	25	23	8	0	0	0	0	0	0	0	0	0	0	0	0	0	0	0	59	25.5	29.8	20 to 30	81.4	*	*
21/05/2024	21:00	5	5	16	7	3	0	0	0	0	0	0	0	0	0	0	0	0	0	0	0	36	21.4	28.6	20 to 30	63.9	*	*
21/05/2024	22:00	7	2	6	2	0	0	0	0	0	0	0	0	0	0	0	0	0	0	0	0	17	16.4	24.2	15 to 25	47.1	*	*
21/05/2024	23:00	57	1	3	4	0	0	0	0	0	0	0	0	0	0	0	0	0	0	0	0	65	9.8	12.5	5 to 15	87.7	*	*
24 Hr Summary		276	605	1059	500	107	11	1	1	0	0	0	0	0	0	0	0	0	0	0	0	2560	21.5	27.4	15 to 25	65.0	13	0.5

Incoming Histogram

2024 June Marsworth Road

from Mon-Apr-29-2024-11-00-AM to Wed-Jun-19-2024-02-59-PM

Date	Starting Hr:min	<15	15 to <20	20 to <25	25 to <30	30 to <35	35 to <40	40 to <45	45 to <50	50 to <55	55 to <60	60 to <65	65 to <70	70 to <75	75 to <80	80 to <85	85 to <90	90 to <95	95 to <100	100 to >105	Total Counts	Avg Speed (MPH)	85pct Speed	10MPH Pace	% in pace	# of Speeders	% Speeders
22/05/2024	00:00	36	1	0	2	0	0	0	0	0	0	0	0	0	0	0	0	0	0	0	39	8.7	9.6	0 to 10	92.3	*	*
22/05/2024	01:00	64	0	1	2	0	0	0	0	0	0	0	0	0	0	0	0	0	0	0	67	8.4	9.6	5 to 15	95.5	*	*
22/05/2024	02:00	3	0	3	0	0	0	0	0	0	0	0	0	0	0	0	0	0	0	0	6	14.7	23.3	0 to 10	50.0	*	*
22/05/2024	03:00	38	0	2	0	0	0	0	0	0	0	0	0	0	0	0	0	0	0	0	40	8.3	9.6	5 to 15	95.0	*	*
22/05/2024	04:00	154	0	1	2	0	0	0	0	0	0	0	0	0	0	0	0	0	0	0	157	8.2	9.6	5 to 15	98.1	*	*
22/05/2024	05:00	41	3	8	9	2	0	0	0	0	0	0	0	0	0	0	0	0	0	0	63	13.5	26.1	0 to 10	65.1	*	*
22/05/2024	06:00	2	0	12	18	7	4	0	0	0	0	0	0	0	0	0	0	0	0	0	43	26.8	33.6	20 to 30	69.8	4	9.3
22/05/2024	07:00	29	11	42	35	9	0	0	0	0	0	0	0	0	0	0	0	0	0	0	126	20.8	28.6	20 to 30	61.1	*	*
22/05/2024	08:00	51	50	76	21	1	0	0	0	0	0	0	0	0	0	0	0	0	0	0	199	18.5	24.5	15 to 25	63.3	*	*
22/05/2024	09:00	120	25	26	9	2	0	0	0	0	0	0	0	0	0	0	0	0	0	0	182	12.6	21.9	5 to 15	65.9	*	*
22/05/2024	10:00	48	28	40	12	5	0	0	0	0	0	0	0	0	0	0	0	0	0	0	133	17.2	24.6	15 to 25	51.1	*	*
22/05/2024	11:00	35	23	43	23	3	1	0	0	0	0	0	0	0	0	0	0	0	0	0	128	18.9	26.7	15 to 25	51.6	1	0.8
22/05/2024	12:00	68	27	54	27	2	0	0	0	0	0	0	0	0	0	0	0	0	0	0	178	17.6	25.4	15 to 25	45.5	*	*
22/05/2024	13:00	118	17	34	16	4	0	0	0	0	0	0	0	0	0	0	0	0	0	0	189	14	23.8	5 to 15	62.4	*	*
22/05/2024	14:00	89	28	57	41	9	0	0	0	0	0	0	0	0	0	0	0	0	0	0	224	17.6	27	20 to 30	43.8	*	*
22/05/2024	15:00	97	40	42	8	1	0	0	0	0	0	0	0	0	0	0	0	0	0	0	188	15.4	22.7	5 to 15	51.6	*	*
22/05/2024	16:00	20	35	85	46	7	0	0	0	0	0	0	0	0	0	0	0	0	0	0	193	22	27.6	20 to 30	67.9	*	*
22/05/2024	17:00	0	28	135	73	6	0	0	0	0	0	0	0	0	0	0	0	0	0	0	242	23.7	27.9	20 to 30	86.0	*	*
22/05/2024	18:00	5	18	88	57	9	2	0	0	0	0	0	0	0	0	0	0	0	0	0	179	23.9	28.6	20 to 30	81.0	2	1.1
22/05/2024	19:00	2	11	45	26	9	2	0	0	0	0	0	0	0	0	0	0	0	0	0	95	24.2	29.4	20 to 30	74.7	2	2.1
22/05/2024	20:00	0	11	36	21	6	1	0	0	0	0	0	0	0	0	0	0	0	0	0	75	24.1	29	20 to 30	76.0	1	1.3
22/05/2024	21:00	1	4	22	11	4	0	0	0	0	0	0	0	0	0	0	0	0	0	0	42	24	29.1	20 to 30	78.6	*	*
22/05/2024	22:00	1	7	10	4	1	0	0	0	0	0	0	0	0	0	0	0	0	0	0	23	21.7	27.5	15 to 25	73.9	*	*
22/05/2024	23:00	0	2	5	3	0	0	0	0	0	0	0	0	0	0	0	0	0	0	0	10	22.7	26.7	20 to 30	80.0	*	*
24 Hr Summary		1022	369	867	466	87	10	0	0	0	0	0	0	0	0	0	0	0	0	0	2821	18	26.5	20 to 30	47.3	10	0.4

Incoming Histogram

2024 June Marsworth Road

from Mon-Apr-29-2024-11-00-AM to Wed-Jun-19-2024-02-59-PM

Date	Starting Hr:min	<15	15 to <20	20 to <25	25 to <30	30 to <35	35 to <40	40 to <45	45 to <50	50 to <55	55 to <60	60 to <65	65 to <70	70 to <75	75 to <80	80 to <85	85 to <90	90 to <95	95 to <100	100 to >105	Total Counts	Avg Speed (MPH)	85pct Speed	10MPH Pace	% in pace	# of Speeders	% Speeders	
23/05/2024	00:00	0	1	2	2	1	0	0	0	0	0	0	0	0	0	0	0	0	0	0	0	6	24.7	30	20 to 30	66.7	*	*
23/05/2024	01:00	0	1	1	0	0	0	0	0	0	0	0	0	0	0	0	0	0	0	0	0	2	19.5	25	15 to 25	100.0	*	*
23/05/2024	02:00	0	0	1	1	0	0	0	0	0	0	0	0	0	0	0	0	0	0	0	0	2	24.5	30	20 to 30	100.0	*	*
23/05/2024	03:00	0	0	4	2	1	0	0	0	0	0	0	0	0	0	0	0	0	0	0	0	7	25.1	30	20 to 30	85.7	*	*
23/05/2024	04:00	0	0	0	1	3	0	0	0	0	0	0	0	0	0	0	0	0	0	0	0	4	31	33.3	25 to 35	100.0	*	*
23/05/2024	05:00	0	1	6	10	4	1	0	0	0	0	0	0	0	0	0	0	0	0	0	0	22	26.9	32.5	20 to 30	72.7	1	4.5
23/05/2024	06:00	0	2	18	31	12	2	0	0	0	0	0	0	0	0	0	0	0	0	0	0	65	26.9	31.7	20 to 30	75.4	2	3.1
23/05/2024	07:00	1	16	67	66	11	1	0	0	0	0	0	0	0	0	0	0	0	0	0	0	162	24.7	29.1	20 to 30	82.1	1	0.6
23/05/2024	08:00	30	71	113	46	1	0	0	0	0	0	0	0	0	0	0	0	0	0	0	0	261	20.7	25.9	15 to 25	70.5	*	*
23/05/2024	09:00	23	57	52	25	3	0	0	0	0	0	0	0	0	0	0	0	0	0	0	0	160	20.1	25.8	15 to 25	68.1	*	*
23/05/2024	10:00	27	44	75	20	3	0	0	0	0	0	0	0	0	0	0	0	0	0	0	0	169	20.1	24.9	15 to 25	70.4	*	*
23/05/2024	11:00	18	60	62	21	1	0	0	0	0	0	0	0	0	0	0	0	0	0	0	0	162	20	24.8	15 to 25	75.3	*	*
23/05/2024	12:00	7	42	74	34	2	0	0	0	0	0	0	0	0	0	0	0	0	0	0	0	159	21.9	26.8	15 to 25	73.0	*	*
23/05/2024	13:00	2	22	60	32	8	0	0	0	0	0	0	0	0	0	0	0	0	0	0	0	124	23.4	28.3	20 to 30	74.2	*	*
23/05/2024	14:00	31	62	78	32	2	1	0	0	0	0	0	0	0	0	0	0	0	0	0	0	206	20.3	25.6	15 to 25	68.0	1	0.5
23/05/2024	15:00	30	69	82	31	1	0	0	0	0	0	0	0	0	0	0	0	0	0	0	0	213	20	25	15 to 25	70.9	*	*
23/05/2024	16:00	21	76	140	54	4	0	1	0	0	0	0	0	0	0	0	0	0	0	0	0	296	21.5	26.4	15 to 25	73.0	1	0.3
23/05/2024	17:00	36	94	116	44	3	0	0	0	0	0	0	0	0	0	0	0	0	0	0	0	293	20.3	25.3	15 to 25	71.7	*	*
23/05/2024	18:00	18	38	95	46	4	0	0	0	0	0	0	0	0	0	0	0	0	0	0	0	201	21.9	27.2	20 to 30	70.1	*	*
23/05/2024	19:00	7	28	60	25	5	0	0	0	0	0	0	0	0	0	0	0	0	0	0	0	125	22.1	27.2	15 to 25	70.4	*	*
23/05/2024	20:00	3	20	49	28	6	0	0	0	0	0	0	0	0	0	0	0	0	0	0	0	106	23.1	28.2	20 to 30	72.6	*	*
23/05/2024	21:00	1	10	21	23	4	0	0	0	0	0	0	0	0	0	0	0	0	0	0	0	59	24.1	28.9	20 to 30	74.6	*	*
23/05/2024	22:00	1	4	13	8	2	0	0	0	0	0	0	0	0	0	0	0	0	0	0	0	28	23.4	28.8	20 to 30	75.0	*	*
23/05/2024	23:00	0	1	6	3	0	1	0	0	0	0	0	0	0	0	0	0	0	0	0	0	11	24.5	28.3	20 to 30	81.8	1	9.1
24 Hr Summary		256	719	1195	585	81	6	1	0	0	0	0	0	0	0	0	0	0	0	0	0	2843	21.5	27.1	15 to 25	67.3	7	0.2

Incoming Histogram

2024 June Marsworth Road

from Mon-Apr-29-2024-11-00-AM to Wed-Jun-19-2024-02-59-PM

Date	Starting Hr:min	<15	15 to <20	20 to <25	25 to <30	30 to <35	35 to <40	40 to <45	45 to <50	50 to <55	55 to <60	60 to <65	65 to <70	70 to <75	75 to <80	80 to <85	85 to <90	90 to <95	95 to <100	100 to >105	Total Counts	Avg Speed (MPH)	85pct Speed	10MPH Pace	% in pace	# of Speeders	% Speeders
24/05/2024	00:00	0	1	2	2	0	0	0	0	0	0	0	0	0	0	0	0	0	0	0	5	23.4	27.5	20 to 30	80.0	*	*
24/05/2024	01:00	0	0	0	0	0	1	0	0	0	0	0	0	0	0	0	0	0	0	0	1	37	40	30 to 40	100.0	1	100.0
24/05/2024	02:00	0	0	1	1	1	0	0	0	0	0	0	0	0	0	0	0	0	0	0	3	27	35	20 to 30	66.7	*	*
24/05/2024	03:00	0	0	1	0	0	0	0	0	0	0	0	0	0	0	0	0	0	0	0	1	22	25	15 to 25	100.0	*	*
24/05/2024	04:00	0	0	6	1	1	1	0	0	0	0	0	0	0	0	0	0	0	0	0	9	25.6	35	20 to 30	77.8	1	11.1
24/05/2024	05:00	2	2	1	7	2	1	1	1	0	0	0	0	0	0	0	0	0	0	0	17	27.2	35	25 to 35	52.9	3	17.6
24/05/2024	06:00	1	4	18	20	6	0	0	0	0	0	0	0	0	0	0	0	0	0	0	49	25.1	29.8	20 to 30	77.6	*	*
24/05/2024	07:00	1	11	62	35	12	2	0	0	0	0	0	0	0	0	0	0	0	0	0	123	24.6	29.4	20 to 30	78.9	2	1.6
24/05/2024	08:00	30	56	78	36	7	0	0	0	0	0	0	0	0	0	0	0	0	0	0	207	20.8	26.7	15 to 25	64.7	*	*
24/05/2024	09:00	29	62	55	16	2	0	0	0	0	0	0	0	0	0	0	0	0	0	0	164	19.3	24.4	15 to 25	71.3	*	*
24/05/2024	10:00	21	43	61	22	0	0	0	0	0	0	0	0	0	0	0	0	0	0	0	147	20.2	25	15 to 25	70.7	*	*
24/05/2024	11:00	22	58	73	43	2	0	0	0	0	0	0	0	0	0	0	0	0	0	0	198	21	26.7	15 to 25	66.2	*	*
24/05/2024	12:00	6	28	93	33	4	0	0	0	0	0	0	0	0	0	0	0	0	0	0	164	22.5	26.8	20 to 30	76.8	*	*
24/05/2024	13:00	3	16	82	36	9	0	0	0	0	0	0	0	0	0	0	0	0	0	0	146	23.6	28.2	20 to 30	80.8	*	*
24/05/2024	14:00	1	22	83	61	11	1	0	0	0	0	0	0	0	0	0	0	0	0	0	179	24.2	28.8	20 to 30	80.4	1	0.6
24/05/2024	15:00	32	54	78	27	3	0	0	0	0	0	0	0	0	0	0	0	0	0	0	194	20.1	25.2	15 to 25	68.0	*	*
24/05/2024	16:00	4	37	106	63	13	3	1	0	0	0	0	0	0	0	0	0	0	0	0	227	23.7	28.7	20 to 30	74.4	4	1.8
24/05/2024	17:00	26	42	113	44	3	0	0	0	0	0	0	0	0	0	0	0	0	0	0	228	21.3	26.5	20 to 30	68.9	*	*
24/05/2024	18:00	11	30	75	30	5	0	0	0	0	0	0	0	0	0	0	0	0	0	0	151	22	27	15 to 25	69.5	*	*
24/05/2024	19:00	8	31	68	29	3	1	0	0	0	0	0	0	0	0	0	0	0	0	0	140	22.1	27.1	15 to 25	70.7	1	0.7
24/05/2024	20:00	3	8	43	25	3	0	0	0	0	0	0	0	0	0	0	0	0	0	0	82	23.4	28.2	20 to 30	82.9	*	*
24/05/2024	21:00	2	9	26	16	0	1	1	0	0	0	0	0	0	0	0	0	0	0	0	55	23.2	28.1	20 to 30	76.4	2	3.6
24/05/2024	22:00	0	4	15	14	1	1	0	0	0	0	0	0	0	0	0	0	0	0	0	35	24.5	28.9	20 to 30	82.9	1	2.9
24/05/2024	23:00	1	5	10	10	3	0	0	0	0	0	0	0	0	0	0	0	0	0	0	29	24	29.5	20 to 30	69.0	*	*
24 Hr Summary		203	523	1150	571	91	12	3	1	0	0	0	0	0	0	0	0	0	0	0	2554	22.1	27.6	20 to 30	67.4	16	0.6

Incoming Histogram

2024 June Marsworth Road

from Mon-Apr-29-2024-11-00-AM to Wed-Jun-19-2024-02-59-PM

Date	Starting Hr:min	<15	15 to <20	20 to <25	25 to <30	30 to <35	35 to <40	40 to <45	45 to <50	50 to <55	55 to <60	60 to <65	65 to <70	70 to <75	75 to <80	80 to <85	85 to <90	90 to <95	95 to <100	100 to >105	Total Counts	Avg Speed (MPH)	85pct Speed	10MPH Pace	% in pace	# of Speeders	% Speeders
25/05/2024	00:00	1	4	6	4	2	0	0	0	0	0	0	0	0	0	0	0	0	0	0	17	22.9	28.8	15 to 25	58.8	*	*
25/05/2024	01:00	0	3	1	2	0	0	0	0	0	0	0	0	0	0	0	0	0	0	0	6	21.5	27.5	15 to 25	66.7	*	*
25/05/2024	02:00	1	1	2	0	0	0	0	0	0	0	0	0	0	0	0	0	0	0	0	4	18.5	22.5	15 to 25	75.0	*	*
25/05/2024	03:00	0	0	1	0	0	0	0	0	0	0	0	0	0	0	0	0	0	0	0	1	22	25	15 to 25	100.0	*	*
25/05/2024	04:00	0	0	1	3	0	0	0	0	0	0	0	0	0	0	0	0	0	0	0	4	25.8	28.3	20 to 30	100.0	*	*
25/05/2024	05:00	0	1	8	1	3	0	0	0	0	0	0	0	0	0	0	0	0	0	0	13	24.6	31.7	15 to 25	69.2	*	*
25/05/2024	06:00	0	1	8	7	8	0	0	0	0	0	0	0	0	0	0	0	0	0	0	24	27	32.5	20 to 30	62.5	*	*
25/05/2024	07:00	0	3	22	25	7	1	0	0	0	0	0	0	0	0	0	0	0	0	0	58	25.8	29.8	20 to 30	81.0	1	1.7
25/05/2024	08:00	3	5	40	28	4	1	0	0	0	0	0	0	0	0	0	0	0	0	0	81	24.1	28.8	20 to 30	84.0	1	1.2
25/05/2024	09:00	6	42	80	29	4	0	0	0	0	0	0	0	0	0	0	0	0	0	0	161	21.9	26.6	15 to 25	75.8	*	*
25/05/2024	10:00	13	39	73	45	8	0	0	0	0	0	0	0	0	0	0	0	0	0	0	178	22.3	27.9	20 to 30	66.3	*	*
25/05/2024	11:00	0	29	80	27	3	1	1	0	0	0	0	0	0	0	0	0	0	0	0	141	22.9	27	15 to 25	77.3	2	1.4
25/05/2024	12:00	1	30	59	49	5	0	0	0	0	0	0	0	0	0	0	0	0	0	0	144	23.4	28.3	20 to 30	75.0	*	*
25/05/2024	13:00	0	16	62	34	1	1	0	0	0	0	0	0	0	0	0	0	0	0	0	114	23.5	27.8	20 to 30	84.2	1	0.9
25/05/2024	14:00	0	22	52	43	2	0	0	0	0	0	0	0	0	0	0	0	0	0	0	119	23.5	28.1	20 to 30	79.8	*	*
25/05/2024	15:00	5	9	39	43	5	0	0	0	0	0	0	0	0	0	0	0	0	0	0	101	24.1	28.8	20 to 30	81.2	*	*
25/05/2024	16:00	1	16	77	23	4	2	0	0	0	0	0	0	0	0	0	0	0	0	0	123	23.2	27.4	20 to 30	81.3	2	1.6
25/05/2024	17:00	1	16	57	34	6	1	0	0	0	0	0	0	0	0	0	0	0	0	0	115	23.8	28.5	20 to 30	79.1	1	0.9
25/05/2024	18:00	4	21	49	30	5	2	0	0	0	0	0	0	0	0	0	0	0	0	0	111	23.2	28.3	20 to 30	71.2	2	1.8
25/05/2024	19:00	0	10	23	30	4	1	0	0	0	0	0	0	0	0	0	0	0	0	0	68	24.7	29.2	20 to 30	77.9	1	1.5
25/05/2024	20:00	0	10	32	23	4	0	0	0	0	0	0	0	0	0	0	0	0	0	0	69	24	28.7	20 to 30	79.7	*	*
25/05/2024	21:00	0	8	23	19	4	0	0	0	0	0	0	0	0	0	0	0	0	0	0	54	24.2	28.9	20 to 30	77.8	*	*
25/05/2024	22:00	0	6	20	9	2	0	0	0	0	0	0	0	0	0	0	0	0	0	0	37	23.3	27.8	20 to 30	78.4	*	*
25/05/2024	23:00	0	3	9	3	1	1	0	0	0	0	0	0	0	0	0	0	0	0	0	17	23.8	28.3	15 to 25	70.6	1	5.9
24 Hr Summary		36	295	824	511	82	11	1	0	0	0	0	0	0	0	0	0	0	0	0	1760	23.4	28.3	20 to 30	75.9	12	0.7

Incoming Histogram

2024 June Marsworth Road

from Mon-Apr-29-2024-11-00-AM to Wed-Jun-19-2024-02-59-PM

Date	Starting Hr:min	<15	15 to <20	20 to <25	25 to <30	30 to <35	35 to <40	40 to <45	45 to <50	50 to <55	55 to <60	60 to <65	65 to <70	70 to <75	75 to <80	80 to <85	85 to <90	90 to <95	95 to <100	100 to >105	Total Counts	Avg Speed (MPH)	85pct Speed	10MPH Pace	% in pace	# of Speeders	% Speeders
26/05/2024	00:00	1	1	4	8	0	0	0	0	0	0	0	0	0	0	0	0	0	0	0	14	24.1	28.8	20 to 30	85.7	*	*
26/05/2024	01:00	17	1	4	2	2	0	0	0	0	0	0	0	0	0	0	0	0	0	0	26	13.5	25	0 to 10	65.4	*	*
26/05/2024	02:00	6	0	3	0	0	0	0	0	0	0	0	0	0	0	0	0	0	0	0	9	12.2	23.3	0 to 10	66.7	*	*
26/05/2024	03:00	0	1	2	0	0	0	0	0	0	0	0	0	0	0	0	0	0	0	0	3	20.3	25	15 to 25	100.0	*	*
26/05/2024	04:00	0	0	2	1	0	0	0	0	0	0	0	0	0	0	0	0	0	0	0	3	23.7	30	20 to 30	100.0	*	*
26/05/2024	05:00	0	0	2	1	1	1	0	0	0	0	0	0	0	0	0	0	0	0	0	5	28	35	20 to 30	60.0	1	20.0
26/05/2024	06:00	0	0	4	6	3	0	1	0	0	0	0	0	0	0	0	0	0	0	0	14	28	33.3	20 to 30	71.4	1	7.1
26/05/2024	07:00	0	4	11	20	1	0	0	0	0	0	0	0	0	0	0	0	0	0	0	36	24.9	29	20 to 30	86.1	*	*
26/05/2024	08:00	0	4	15	17	4	2	0	0	0	0	0	0	0	0	0	0	0	0	0	42	25.6	30	20 to 30	76.2	2	4.8
26/05/2024	09:00	1	16	41	26	8	0	0	0	0	0	0	0	0	0	0	0	0	0	0	92	23.8	28.8	20 to 30	72.8	*	*
26/05/2024	10:00	5	17	59	32	7	0	0	0	0	0	0	0	0	0	0	0	0	0	0	120	23.3	28.3	20 to 30	75.8	*	*
26/05/2024	11:00	6	25	64	37	6	3	1	0	0	0	0	0	0	0	0	0	0	0	0	142	23.2	28.5	20 to 30	71.1	4	2.8
26/05/2024	12:00	1	21	65	40	4	1	0	0	0	0	0	0	0	0	0	0	0	0	0	132	23.5	28.1	20 to 30	79.5	1	0.8
26/05/2024	13:00	4	17	60	23	4	0	0	0	0	0	0	0	0	0	0	0	0	0	0	108	22.7	27.4	20 to 30	76.9	*	*
26/05/2024	14:00	2	19	71	37	4	2	0	0	0	0	0	0	0	0	0	0	0	0	0	135	23.4	28.1	20 to 30	80.0	2	1.5
26/05/2024	15:00	6	13	33	35	6	1	0	0	0	0	0	0	0	0	0	0	0	0	0	94	23.7	29	20 to 30	72.3	1	1.1
26/05/2024	16:00	56	20	35	24	4	1	0	0	0	0	0	0	0	0	0	0	0	0	0	140	17.8	26.7	20 to 30	42.1	1	0.7
26/05/2024	17:00	1	13	63	18	4	1	1	0	0	0	0	0	0	0	0	0	0	0	0	101	23.3	27.5	20 to 30	80.2	2	2.0
26/05/2024	18:00	1	15	44	29	7	1	1	0	0	0	0	0	0	0	0	0	0	0	0	98	24.1	29	20 to 30	74.5	2	2.0
26/05/2024	19:00	0	20	38	24	9	0	0	0	0	0	0	0	0	0	0	0	0	0	0	91	23.6	29	20 to 30	68.1	*	*
26/05/2024	20:00	1	9	24	16	3	1	2	0	0	0	0	0	0	0	0	0	0	0	0	56	24.4	29.4	20 to 30	71.4	3	5.4
26/05/2024	21:00	2	7	17	13	3	0	0	0	0	0	0	0	0	0	0	0	0	0	0	42	23.4	28.8	20 to 30	71.4	*	*
26/05/2024	22:00	0	1	8	11	1	0	0	0	0	0	0	0	0	0	0	0	0	0	0	21	25.2	29.1	20 to 30	90.5	*	*
26/05/2024	23:00	10	3	3	5	0	0	0	0	0	0	0	0	0	0	0	0	0	0	0	21	17.1	27	5 to 15	47.6	*	*
24 Hr Summary		120	227	672	425	81	14	6	0	0	0	0	0	0	0	0	0	0	0	0	1545	22.8	28.5	20 to 30	71.0	20	1.3

Incoming Histogram

2024 June Marsworth Road

from Mon-Apr-29-2024-11-00-AM to Wed-Jun-19-2024-02-59-PM

Date	Starting Hr:min	<15	15 to <20	20 to <25	25 to <30	30 to <35	35 to <40	40 to <45	45 to <50	50 to <55	55 to <60	60 to <65	65 to <70	70 to <75	75 to <80	80 to <85	85 to <90	90 to <95	95 to <100	100 to >105	Total Counts	Avg Speed (MPH)	85pct Speed	10MPH Pace	% in pace	# of Speeders	% Speeders
27/05/2024	00:00	0	1	1	2	2	0	0	0	0	0	0	0	0	0	0	0	0	0	0	6	26.2	32.5	25 to 35	66.7	*	*
27/05/2024	01:00	2	2	1	3	0	0	0	0	0	0	0	0	0	0	0	0	0	0	0	8	19.6	28.3	20 to 30	50.0	*	*
27/05/2024	02:00	0	1	0	0	0	0	0	0	0	0	0	0	0	0	0	0	0	0	0	1	17	20	10 to 20	100.0	*	*
27/05/2024	03:00	0	0	3	0	1	0	0	0	0	0	0	0	0	0	0	0	0	0	0	4	24.5	25	15 to 25	75.0	*	*
27/05/2024	04:00	0	0	4	0	0	1	0	0	0	0	0	0	0	0	0	0	0	0	0	5	25.2	25	15 to 25	80.0	1	20.0
27/05/2024	05:00	0	1	0	3	2	0	1	0	0	0	0	0	0	0	0	0	0	0	0	7	29.1	35	25 to 35	71.4	1	14.3
27/05/2024	06:00	0	1	6	4	4	0	1	0	0	0	0	0	0	0	0	0	0	0	0	16	26.9	33.8	20 to 30	62.5	1	6.3
27/05/2024	07:00	0	0	13	14	8	0	1	0	0	0	0	0	0	0	0	0	0	0	0	36	27.1	32.5	20 to 30	75.0	1	2.8
27/05/2024	08:00	1	6	19	18	4	1	0	0	0	0	0	0	0	0	0	0	0	0	0	49	24.6	29.4	20 to 30	75.5	1	2.0
27/05/2024	09:00	1	6	33	21	5	0	0	0	0	0	0	0	0	0	0	0	0	0	0	66	24.2	28.8	20 to 30	81.8	*	*
27/05/2024	10:00	6	12	64	38	10	0	0	0	0	0	0	0	0	0	0	0	0	0	0	130	23.7	28.7	20 to 30	78.5	*	*
27/05/2024	11:00	0	19	82	34	7	1	0	0	0	0	0	0	0	0	0	0	0	0	0	143	23.6	28.1	20 to 30	81.1	1	0.7
27/05/2024	12:00	6	32	83	23	6	0	0	0	0	0	0	0	0	0	0	0	0	0	0	150	22.1	26.5	15 to 25	76.7	*	*
27/05/2024	13:00	10	38	87	22	7	0	0	0	0	0	0	0	0	0	0	0	0	0	0	164	21.7	25.9	15 to 25	76.2	*	*
27/05/2024	14:00	22	25	64	30	4	0	0	0	0	0	0	0	0	0	0	0	0	0	0	145	21.2	27	20 to 30	64.8	*	*
27/05/2024	15:00	15	46	76	18	3	1	0	0	0	0	0	0	0	0	0	0	0	0	0	159	20.8	24.9	15 to 25	76.7	1	0.6
27/05/2024	16:00	14	35	73	27	1	0	0	0	0	0	0	0	0	0	0	0	0	0	0	150	21.3	26.1	15 to 25	72.0	*	*
27/05/2024	17:00	5	29	67	23	3	1	0	0	0	0	0	0	0	0	0	0	0	0	0	128	22.1	26.7	15 to 25	75.0	1	0.8
27/05/2024	18:00	9	28	46	26	2	0	0	0	0	0	0	0	0	0	0	0	0	0	0	111	21.6	27.1	15 to 25	66.7	*	*
27/05/2024	19:00	3	14	34	25	6	1	0	0	0	0	0	0	0	0	0	0	0	0	0	83	23.6	29	20 to 30	71.1	1	1.2
27/05/2024	20:00	2	12	36	14	7	0	0	0	0	0	0	0	0	0	0	0	0	0	0	71	23.3	28.6	20 to 30	70.4	*	*
27/05/2024	21:00	0	14	28	10	4	0	0	0	0	0	0	0	0	0	0	0	0	0	0	56	22.8	28	15 to 25	75.0	*	*
27/05/2024	22:00	0	6	10	12	3	0	0	0	0	0	0	0	0	0	0	0	0	0	0	31	24.3	29.2	20 to 30	71.0	*	*
27/05/2024	23:00	0	1	5	2	1	0	0	0	0	0	0	0	0	0	0	0	0	0	0	9	23.9	30	20 to 30	77.8	*	*
24 Hr Summary		96	329	835	369	90	6	3	0	0	0	0	0	0	0	0	0	0	0	0	1728	22.5	27.8	20 to 30	69.7	9	0.5

Incoming Histogram

2024 June Marsworth Road

from Mon-Apr-29-2024-11-00-AM to Wed-Jun-19-2024-02-59-PM

Date	Starting Hr:min	<15	15 to <20	20 to <25	25 to <30	30 to <35	35 to <40	40 to <45	45 to <50	50 to <55	55 to <60	60 to <65	65 to <70	70 to <75	75 to <80	80 to <85	85 to <90	90 to <95	95 to <100	100 to >105	Total Counts	Avg Speed (MPH)	85pct Speed	10MPH Pace	% in pace	# of Speeders	% Speeders
28/05/2024	00:00	0	0	2	0	0	0	0	0	0	0	0	0	0	0	0	0	0	0	0	2	22	25	15 to 25	100.0	*	*
28/05/2024	01:00	0	0	0	0	0	0	0	0	0	0	0	0	0	0	0	0	0	0	0	0	0	0	*	*	*	*
28/05/2024	02:00	0	1	0	0	0	0	0	0	0	0	0	0	0	0	0	0	0	0	0	1	17	20	10 to 20	100.0	*	*
28/05/2024	03:00	0	0	1	1	1	0	0	0	0	0	0	0	0	0	0	0	0	0	0	3	27	35	20 to 30	66.7	*	*
28/05/2024	04:00	0	0	1	3	1	0	0	0	0	0	0	0	0	0	0	0	0	0	0	5	27.2	30	20 to 30	80.0	*	*
28/05/2024	05:00	0	0	5	10	6	0	1	0	0	0	0	0	0	0	0	0	0	0	0	22	28.2	33.3	25 to 35	72.7	1	4.5
28/05/2024	06:00	4	6	17	15	5	2	0	1	0	0	0	0	0	0	0	0	0	0	0	50	24.5	30	20 to 30	64.0	3	6.0
28/05/2024	07:00	4	27	70	47	5	0	0	0	0	0	0	0	0	0	0	0	0	0	0	153	23.1	28.1	20 to 30	76.5	*	*
28/05/2024	08:00	15	30	79	37	7	0	0	0	0	0	0	0	0	0	0	0	0	0	0	168	22.2	27.6	20 to 30	69.0	*	*
28/05/2024	09:00	16	30	30	28	3	1	0	0	0	0	0	0	0	0	0	0	0	0	0	108	21.1	27.9	15 to 25	55.6	1	0.9
28/05/2024	10:00	40	32	37	9	3	0	0	0	0	0	0	0	0	0	0	0	0	0	0	121	17.1	24.2	15 to 25	57.0	*	*
28/05/2024	11:00	34	28	40	16	3	0	0	0	0	0	0	0	0	0	0	0	0	0	0	121	18.4	25.3	15 to 25	56.2	*	*
28/05/2024	12:00	20	30	55	18	5	0	0	0	0	0	0	0	0	0	0	0	0	0	0	128	20.6	26.1	15 to 25	66.4	*	*
28/05/2024	13:00	29	45	58	19	2	0	0	0	0	0	0	0	0	0	0	0	0	0	0	153	19.7	24.8	15 to 25	67.3	*	*
28/05/2024	14:00	14	50	59	21	5	0	1	0	0	0	0	0	0	0	0	0	0	0	0	150	20.9	26.2	15 to 25	72.7	1	0.7
28/05/2024	15:00	31	54	70	28	4	0	0	0	0	0	0	0	0	0	0	0	0	0	0	187	20.1	25.7	15 to 25	66.3	*	*
28/05/2024	16:00	21	52	111	41	8	0	0	0	0	0	0	0	0	0	0	0	0	0	0	233	21.6	26.7	15 to 25	70.0	*	*
28/05/2024	17:00	11	63	114	59	5	0	0	0	0	0	0	0	0	0	0	0	0	0	0	252	22.1	27.2	15 to 25	70.2	*	*
28/05/2024	18:00	14	27	75	38	5	2	0	0	0	0	0	0	0	0	0	0	0	0	0	161	22.3	27.8	20 to 30	70.2	2	1.2
28/05/2024	19:00	2	17	32	29	11	1	0	0	0	0	0	0	0	0	0	0	0	0	0	92	24.3	29.7	20 to 30	66.3	1	1.1
28/05/2024	20:00	75	7	21	18	2	1	0	0	0	0	0	0	0	0	0	0	0	0	0	124	15.1	25.6	5 to 15	60.5	1	0.8
28/05/2024	21:00	15	1	14	11	4	0	0	0	0	0	0	0	0	0	0	0	0	0	0	45	19.5	28.6	20 to 30	55.6	*	*
28/05/2024	22:00	19	4	6	7	0	0	0	0	0	0	0	0	0	0	0	0	0	0	0	36	15.2	26.4	5 to 15	52.8	*	*
28/05/2024	23:00	22	1	6	3	0	0	0	0	0	0	0	0	0	0	0	0	0	0	0	32	12.8	23.3	5 to 15	68.8	*	*
24 Hr Summary		386	505	903	458	85	7	2	1	0	0	0	0	0	0	0	0	0	0	0	2347	20.7	27.2	15 to 25	60.0	10	0.4

Incoming Histogram

2024 June Marsworth Road

from Mon-Apr-29-2024-11-00-AM to Wed-Jun-19-2024-02-59-PM

Date	Starting Hr:min	<15	15 to <20	20 to <25	25 to <30	30 to <35	35 to <40	40 to <45	45 to <50	50 to <55	55 to <60	60 to <65	65 to <70	70 to <75	75 to <80	80 to <85	85 to <90	90 to <95	95 to <100	100 to >105	Total Counts	Avg Speed (MPH)	85pct Speed	10MPH Pace	% in pace	# of Speeders	% Speeders	
29/05/2024	00:00	0	0	2	3	0	0	0	0	0	0	0	0	0	0	0	0	0	0	0	0	5	25.4	28.3	20 to 30	100.0	*	*
29/05/2024	01:00	0	1	1	1	0	0	0	0	0	0	0	0	0	0	0	0	0	0	0	0	3	22	30	15 to 25	66.7	*	*
29/05/2024	02:00	0	2	2	1	0	0	0	0	0	0	0	0	0	0	0	0	0	0	0	0	5	21.2	25	15 to 25	80.0	*	*
29/05/2024	03:00	0	0	5	1	0	0	0	0	0	0	0	0	0	0	0	0	0	0	0	0	6	23	25	20 to 30	100.0	*	*
29/05/2024	04:00	0	0	1	1	1	1	0	0	0	0	0	0	0	0	0	0	0	0	0	0	4	29.5	35	20 to 30	50.0	1	25.0
29/05/2024	05:00	0	0	1	7	7	0	1	0	0	0	0	0	0	0	0	0	0	0	0	0	16	30.2	34.3	25 to 35	87.5	1	6.3
29/05/2024	06:00	1	1	16	17	5	2	1	0	0	0	0	0	0	0	0	0	0	0	0	0	43	26.4	32	20 to 30	76.7	3	7.0
29/05/2024	07:00	1	8	46	43	8	1	0	0	0	0	0	0	0	0	0	0	0	0	0	0	107	24.9	29.2	20 to 30	83.2	1	0.9
29/05/2024	08:00	21	25	69	36	8	0	0	0	0	0	0	0	0	0	0	0	0	0	0	0	159	21.8	27.8	20 to 30	66.0	*	*
29/05/2024	09:00	30	30	31	20	2	0	0	0	0	0	0	0	0	0	0	0	0	0	0	0	113	19.2	26.2	15 to 25	54.0	*	*
29/05/2024	10:00	29	52	67	30	4	0	0	0	0	0	0	0	0	0	0	0	0	0	0	0	182	20.3	26.2	15 to 25	65.4	*	*
29/05/2024	11:00	19	41	57	26	5	0	0	0	0	0	0	0	0	0	0	0	0	0	0	0	148	20.9	26.7	15 to 25	66.2	*	*
29/05/2024	12:00	20	40	60	23	2	0	0	0	0	0	0	0	0	0	0	0	0	0	0	0	145	20.4	25.7	15 to 25	69.0	*	*
29/05/2024	13:00	21	54	68	22	5	0	0	0	0	0	0	0	0	0	0	0	0	0	0	0	170	20.5	25.2	15 to 25	71.8	*	*
29/05/2024	14:00	24	43	52	26	0	0	0	0	0	0	0	0	0	0	0	0	0	0	0	0	145	20.1	25.8	15 to 25	65.5	*	*
29/05/2024	15:00	18	52	62	30	4	0	0	0	0	0	0	0	0	0	0	0	0	0	0	0	166	20.9	26.5	15 to 25	68.7	*	*
29/05/2024	16:00	28	62	112	56	5	0	0	0	0	0	0	0	0	0	0	0	0	0	0	0	263	21.4	27	15 to 25	66.2	*	*
29/05/2024	17:00	32	82	184	61	6	0	0	0	0	0	0	0	0	0	0	0	0	0	0	0	365	21.4	26	15 to 25	72.9	*	*
29/05/2024	18:00	10	70	106	45	7	1	0	0	0	0	0	0	0	0	0	0	0	0	0	0	239	21.8	26.9	15 to 25	73.6	1	0.4
29/05/2024	19:00	5	28	67	41	5	1	0	0	0	0	0	0	0	0	0	0	0	0	0	0	147	23	28	20 to 30	73.5	1	0.7
29/05/2024	20:00	3	16	45	23	9	2	0	0	0	0	0	0	0	0	0	0	0	0	0	0	98	23.7	29.1	20 to 30	69.4	2	2.0
29/05/2024	21:00	2	11	42	24	3	0	0	0	0	0	0	0	0	0	0	0	0	0	0	0	82	23.3	28.1	20 to 30	80.5	*	*
29/05/2024	22:00	3	11	15	12	4	0	0	0	0	0	0	0	0	0	0	0	0	0	0	0	45	22.7	28.8	20 to 30	60.0	*	*
29/05/2024	23:00	0	4	5	5	0	0	0	0	0	0	0	0	0	0	0	0	0	0	0	0	14	22.7	28	20 to 30	71.4	*	*
24 Hr Summary		267	633	1116	554	90	8	2	0	0	0	0	0	0	0	0	0	0	0	0	0	2670	21.6	27.3	15 to 25	65.5	10	0.4

Incoming Histogram

2024 June Marsworth Road

from Mon-Apr-29-2024-11-00-AM to Wed-Jun-19-2024-02-59-PM

Date	Starting Hr:min	<15	15 to <20	20 to <25	25 to <30	30 to <35	35 to <40	40 to <45	45 to <50	50 to <55	55 to <60	60 to <65	65 to <70	70 to <75	75 to <80	80 to <85	85 to <90	90 to <95	95 to <100	100 to >105	Total Counts	Avg Speed (MPH)	85pct Speed	10MPH Pace	% in pace	# of Speeders	% Speeders	
30/05/2024	00:00	0	2	6	2	2	0	0	0	0	0	0	0	0	0	0	0	0	0	0	0	12	23.9	30	15 to 25	66.7	*	*
30/05/2024	01:00	0	3	1	2	0	0	0	0	0	0	0	0	0	0	0	0	0	0	0	0	6	21.3	27.5	15 to 25	66.7	*	*
30/05/2024	02:00	0	1	5	3	0	0	0	0	0	0	0	0	0	0	0	0	0	0	0	0	9	23.3	28.3	20 to 30	88.9	*	*
30/05/2024	03:00	0	0	2	1	0	0	0	0	0	0	0	0	0	0	0	0	0	0	0	0	3	23.7	30	20 to 30	100.0	*	*
30/05/2024	04:00	1	0	1	4	2	1	0	0	0	0	0	0	0	0	0	0	0	0	0	0	9	27.2	35	25 to 35	66.7	1	11.1
30/05/2024	05:00	1	1	7	10	3	2	0	0	0	0	0	0	0	0	0	0	0	0	0	0	24	26.2	31.7	20 to 30	70.8	2	8.3
30/05/2024	06:00	2	8	19	27	11	2	0	0	0	0	0	0	0	0	0	0	0	0	0	0	69	25.5	31.4	20 to 30	66.7	2	2.9
30/05/2024	07:00	6	29	70	47	8	2	0	0	0	0	0	0	0	0	0	0	0	0	0	0	162	23.3	28.5	20 to 30	72.2	2	1.2
30/05/2024	08:00	6	33	56	35	8	2	0	0	0	0	0	0	0	0	0	0	0	0	0	0	140	22.9	28.4	20 to 30	65.0	2	1.4
30/05/2024	09:00	20	25	46	22	5	0	0	0	0	0	0	0	0	0	0	0	0	0	0	0	118	20.9	27	15 to 25	60.2	*	*
30/05/2024	10:00	34	45	52	21	4	0	0	0	0	0	0	0	0	0	0	0	0	0	0	0	156	19.3	25.5	15 to 25	62.2	*	*
30/05/2024	11:00	20	39	51	25	5	0	0	0	0	0	0	0	0	0	0	0	0	0	0	0	140	20.4	26.8	15 to 25	64.3	*	*
30/05/2024	12:00	12	31	54	24	9	0	0	0	0	0	0	0	0	0	0	0	0	0	0	0	130	21.9	27.7	15 to 25	65.4	*	*
30/05/2024	13:00	11	39	66	29	5	1	0	0	0	0	0	0	0	0	0	0	0	0	0	0	151	21.8	27.1	15 to 25	69.5	1	0.7
30/05/2024	14:00	14	42	71	29	7	0	0	0	0	0	0	0	0	0	0	0	0	0	0	0	163	21.6	27.1	15 to 25	69.3	*	*
30/05/2024	15:00	22	64	67	35	8	1	0	0	0	0	0	0	0	0	0	0	0	0	0	0	197	21	27	15 to 25	66.5	1	0.5
30/05/2024	16:00	23	48	100	38	4	0	0	0	0	0	0	0	0	0	0	0	0	0	0	0	213	21.2	26.3	15 to 25	69.5	*	*
30/05/2024	17:00	14	56	132	45	8	0	0	0	0	0	0	0	0	0	0	0	0	0	0	0	255	21.9	26.7	15 to 25	73.7	*	*
30/05/2024	18:00	4	30	76	49	10	0	0	0	0	0	0	0	0	0	0	0	0	0	0	0	169	23.4	28.5	20 to 30	74.0	*	*
30/05/2024	19:00	3	10	49	40	7	2	0	0	0	0	0	0	0	0	0	0	0	0	0	0	111	24.4	29	20 to 30	80.2	2	1.8
30/05/2024	20:00	0	5	28	15	5	0	0	0	0	0	0	0	0	0	0	0	0	0	0	0	53	24.3	29	20 to 30	81.1	*	*
30/05/2024	21:00	0	10	20	9	3	0	0	0	0	0	0	0	0	0	0	0	0	0	0	0	42	23	28.3	15 to 25	71.4	*	*
30/05/2024	22:00	0	5	19	13	2	0	0	0	0	0	0	0	0	0	0	0	0	0	0	0	39	23.9	28.5	20 to 30	82.1	*	*
30/05/2024	23:00	0	1	8	4	1	0	0	0	0	0	0	0	0	0	0	0	0	0	0	0	14	24.1	28.8	20 to 30	85.7	*	*
24 Hr Summary		193	527	1006	529	117	13	0	0	0	0	0	0	0	0	0	0	0	0	0	0	2385	22.1	27.8	20 to 30	64.4	13	0.5

Incoming Histogram

2024 June Marsworth Road

from Mon-Apr-29-2024-11-00-AM to Wed-Jun-19-2024-02-59-PM

Date	Starting Hr:min	<15	15 to <20	20 to <25	25 to <30	30 to <35	35 to <40	40 to <45	45 to <50	50 to <55	55 to <60	60 to <65	65 to <70	70 to <75	75 to <80	80 to <85	85 to <90	90 to <95	95 to <100	100 to >105	Total Counts	Avg Speed (MPH)	85pct Speed	10MPH Pace	% in pace	# of Speeders	% Speeders	
31/05/2024	00:00	0	2	2	3	0	0	0	0	0	0	0	0	0	0	0	0	0	0	0	0	7	22.7	28.3	20 to 30	71.4	*	*
31/05/2024	01:00	0	0	0	3	0	0	0	0	0	0	0	0	0	0	0	0	0	0	0	0	3	27	30	20 to 30	100.0	*	*
31/05/2024	02:00	0	0	1	0	0	0	0	0	0	0	0	0	0	0	0	0	0	0	0	0	1	22	25	15 to 25	100.0	*	*
31/05/2024	03:00	0	0	1	2	0	0	0	0	0	0	0	0	0	0	0	0	0	0	0	0	3	25.3	30	20 to 30	100.0	*	*
31/05/2024	04:00	0	0	0	0	0	0	0	0	0	0	0	0	0	0	0	0	0	0	0	0	0	0	0	*	*	*	*
31/05/2024	05:00	0	1	5	5	6	3	0	0	0	0	0	0	0	0	0	0	0	0	0	0	20	28.5	35	25 to 35	55.0	3	15.0
31/05/2024	06:00	1	2	25	10	11	0	0	0	0	0	0	0	0	0	0	0	0	0	0	0	49	25.2	31.8	20 to 30	71.4	*	*
31/05/2024	07:00	1	3	59	45	8	2	0	0	0	0	0	0	0	0	0	0	0	0	0	0	118	25.1	29.1	20 to 30	88.1	2	1.7
31/05/2024	08:00	15	33	58	26	2	3	0	0	0	0	0	0	0	0	0	0	0	0	0	0	137	21.4	26.9	15 to 25	66.4	3	2.2
31/05/2024	09:00	16	43	48	23	3	0	0	0	0	0	0	0	0	0	0	0	0	0	0	0	133	20.7	26.3	15 to 25	68.4	*	*
31/05/2024	10:00	23	63	61	25	0	0	0	0	0	0	0	0	0	0	0	0	0	0	0	0	172	19.9	24.9	15 to 25	72.1	*	*
31/05/2024	11:00	40	71	66	19	0	0	0	0	0	0	0	0	0	0	0	0	0	0	0	0	196	19	24.2	15 to 25	69.9	*	*
31/05/2024	12:00	8	44	97	38	9	0	0	0	0	0	0	0	0	0	0	0	0	0	0	0	196	22.4	27.4	15 to 25	71.9	*	*
31/05/2024	13:00	2	35	92	56	5	1	0	0	0	0	0	0	0	0	0	0	0	0	0	0	191	23.2	27.9	20 to 30	77.5	1	0.5
31/05/2024	14:00	6	25	82	41	14	0	0	0	0	0	0	0	0	0	0	0	0	0	0	0	168	23.4	28.7	20 to 30	73.2	*	*
31/05/2024	15:00	4	40	94	56	6	2	0	0	0	0	0	0	0	0	0	0	0	0	0	0	202	23.1	28	20 to 30	74.3	2	1.0
31/05/2024	16:00	3	32	117	47	12	1	0	0	0	0	0	0	0	0	0	0	0	0	0	0	212	23.3	28	20 to 30	77.4	1	0.5
31/05/2024	17:00	1	32	102	52	10	2	0	0	0	0	0	0	0	0	0	0	0	0	0	0	199	23.6	28.3	20 to 30	77.4	2	1.0
31/05/2024	18:00	1	17	74	46	5	0	2	0	0	0	0	0	0	0	0	0	0	0	0	0	145	24	28.4	20 to 30	82.8	2	1.4
31/05/2024	19:00	0	6	38	39	13	0	0	0	0	0	0	0	0	0	0	0	0	0	0	0	96	25.5	29.9	20 to 30	80.2	*	*
31/05/2024	20:00	0	7	29	23	8	0	0	0	0	0	0	0	0	0	0	0	0	0	0	0	67	24.8	29.6	20 to 30	77.6	*	*
31/05/2024	21:00	0	11	30	12	2	0	1	0	0	0	0	0	0	0	0	0	0	0	0	0	56	23.2	27.9	20 to 30	75.0	1	1.8
31/05/2024	22:00	2	6	14	10	1	0	0	0	0	0	0	0	0	0	0	0	0	0	0	0	33	22.5	28	20 to 30	72.7	*	*
31/05/2024	23:00	0	3	5	8	1	1	0	0	0	0	0	0	0	0	0	0	0	0	0	0	18	25.1	29.4	20 to 30	72.2	1	5.6
24 Hr Summary		123	476	1100	589	116	15	3	0	0	0	0	0	0	0	0	0	0	0	0	2422	22.8	28.1	20 to 30	69.7	18	0.7	

Incoming Histogram

2024 June Marsworth Road

from Mon-Apr-29-2024-11-00-AM to Wed-Jun-19-2024-02-59-PM

Date	Starting Hr:min	<15	15 to <20	20 to <25	25 to <30	30 to <35	35 to <40	40 to <45	45 to <50	50 to <55	55 to <60	60 to <65	65 to <70	70 to <75	75 to <80	80 to <85	85 to <90	90 to <95	95 to <100	100 to >105	Total Counts	Avg Speed (MPH)	85pct Speed	10MPH Pace	% in pace	# of Speeders	% Speeders	
01/06/2024	00:00	0	1	5	7	0	0	0	0	0	0	0	0	0	0	0	0	0	0	0	0	13	24.7	28.6	20 to 30	92.3	*	*
01/06/2024	01:00	1	2	2	3	0	0	0	0	0	0	0	0	0	0	0	0	0	0	0	0	8	21.8	28.3	20 to 30	62.5	*	*
01/06/2024	02:00	0	1	5	1	0	0	0	0	0	0	0	0	0	0	0	0	0	0	0	0	7	22.3	25	15 to 25	85.7	*	*
01/06/2024	03:00	0	1	1	1	0	0	0	0	0	0	0	0	0	0	0	0	0	0	0	0	3	22	30	15 to 25	66.7	*	*
01/06/2024	04:00	0	0	3	0	2	0	0	0	0	0	0	0	0	0	0	0	0	0	0	0	5	26.2	32.5	15 to 25	60.0	*	*
01/06/2024	05:00	0	0	1	7	4	0	0	0	0	0	0	0	0	0	0	0	0	0	0	0	12	28.5	32.5	25 to 35	91.7	*	*
01/06/2024	06:00	0	0	6	9	2	2	3	0	0	0	0	0	0	0	0	0	0	0	0	0	22	29.4	40	20 to 30	68.2	5	22.7
01/06/2024	07:00	1	5	24	15	7	1	0	0	0	0	0	0	0	0	0	0	0	0	0	0	53	24.8	30	20 to 30	73.6	1	1.9
01/06/2024	08:00	1	5	31	25	7	1	0	0	0	0	0	0	0	0	0	0	0	0	0	0	70	25	29.6	20 to 30	80.0	1	1.4
01/06/2024	09:00	4	27	52	26	4	1	0	0	0	0	0	0	0	0	0	0	0	0	0	0	114	22.5	27.7	15 to 25	69.3	1	0.9
01/06/2024	10:00	1	16	69	39	9	0	0	0	0	0	0	0	0	0	0	0	0	0	0	0	134	23.9	28.6	20 to 30	80.6	*	*
01/06/2024	11:00	2	36	80	44	5	1	0	0	0	0	0	0	0	0	0	0	0	0	0	0	168	23	27.8	20 to 30	73.8	1	0.6
01/06/2024	12:00	1	13	69	46	3	4	0	0	0	0	0	0	0	0	0	0	0	0	0	0	136	24.2	28.6	20 to 30	84.6	4	2.9
01/06/2024	13:00	2	39	73	35	4	2	0	0	0	0	0	0	0	0	0	0	0	0	0	0	155	22.7	27.6	15 to 25	72.3	2	1.3
01/06/2024	14:00	15	38	81	42	1	0	0	0	0	0	0	0	0	0	0	0	0	0	0	0	177	21.7	26.9	20 to 30	69.5	*	*
01/06/2024	15:00	5	36	83	20	7	1	0	0	0	0	0	0	0	0	0	0	0	0	0	0	152	22.2	26.2	15 to 25	78.3	1	0.7
01/06/2024	16:00	2	16	66	30	2	0	0	0	0	0	0	0	0	0	0	0	0	0	0	0	116	23.1	27.5	20 to 30	82.8	*	*
01/06/2024	17:00	4	20	53	34	6	0	0	0	0	0	0	0	0	0	0	0	0	0	0	0	117	23.2	28.2	20 to 30	74.4	*	*
01/06/2024	18:00	0	20	67	26	5	1	0	0	0	0	0	0	0	0	0	0	0	0	0	0	119	23.3	27.7	20 to 30	78.2	1	0.8
01/06/2024	19:00	0	13	43	34	3	2	0	0	0	0	0	0	0	0	0	0	0	0	0	0	95	24.2	28.7	20 to 30	81.1	2	2.1
01/06/2024	20:00	0	12	25	13	0	3	0	0	0	0	0	0	0	0	0	0	0	0	0	0	53	23.4	28.1	20 to 30	71.7	3	5.7
01/06/2024	21:00	1	6	27	5	2	1	0	0	0	0	0	0	0	0	0	0	0	0	0	0	42	22.8	27	15 to 25	78.6	1	2.4
01/06/2024	22:00	0	6	17	9	4	0	0	0	0	0	0	0	0	0	0	0	0	0	0	0	36	23.9	29.4	20 to 30	72.2	*	*
01/06/2024	23:00	1	5	14	3	1	0	0	0	0	0	0	0	0	0	0	0	0	0	0	0	24	22	25	15 to 25	79.2	*	*
24 Hr Summary		41	318	897	474	78	20	3	0	0	0	0	0	0	0	0	0	0	0	0	0	1831	23.3	28.2	20 to 30	74.9	23	1.3

Incoming Histogram

2024 June Marsworth Road

from Mon-Apr-29-2024-11-00-AM to Wed-Jun-19-2024-02-59-PM

Date	Starting Hr:min	<15	15 to <20	20 to <25	25 to <30	30 to <35	35 to <40	40 to <45	45 to <50	50 to <55	55 to <60	60 to <65	65 to <70	70 to <75	75 to <80	80 to <85	85 to <90	90 to <95	95 to <100	100 to >105	Total Counts	Avg Speed (MPH)	85pct Speed	10MPH Pace	% in pace	# of Speeders	% Speeders
02/06/2024	00:00	0	4	10	4	0	0	0	0	0	0	0	0	0	0	0	0	0	0	0	18	22.4	26.2	15 to 25	77.8	*	*
02/06/2024	01:00	0	1	5	5	1	0	0	0	0	0	0	0	0	0	0	0	0	0	0	12	24.8	29	20 to 30	83.3	*	*
02/06/2024	02:00	0	1	7	0	0	0	0	0	0	0	0	0	0	0	0	0	0	0	0	8	21.6	24.3	15 to 25	100.0	*	*
02/06/2024	03:00	0	1	1	1	0	0	0	0	0	0	0	0	0	0	0	0	0	0	0	3	22	30	15 to 25	66.7	*	*
02/06/2024	04:00	0	0	3	1	1	0	0	0	0	0	0	0	0	0	0	0	0	0	0	5	25.2	30	20 to 30	80.0	*	*
02/06/2024	05:00	0	0	1	0	3	1	0	0	0	0	0	0	0	0	0	0	0	0	0	5	31.2	35	30 to 40	80.0	1	20.0
02/06/2024	06:00	0	0	4	12	1	0	0	0	0	0	0	0	0	0	0	0	0	0	0	17	26.5	29.2	20 to 30	94.1	*	*
02/06/2024	07:00	0	3	11	18	5	1	0	0	0	0	0	0	0	0	0	0	0	0	0	38	26.1	30	20 to 30	76.3	1	2.6
02/06/2024	08:00	0	5	15	20	6	2	0	0	0	0	0	0	0	0	0	0	0	0	0	48	25.8	30.8	20 to 30	72.9	2	4.2
02/06/2024	09:00	0	12	52	48	7	0	0	0	0	0	0	0	0	0	0	0	0	0	0	119	24.6	28.9	20 to 30	84.0	*	*
02/06/2024	10:00	2	15	57	41	5	0	0	0	0	0	0	0	0	0	0	0	0	0	0	120	23.8	28.4	20 to 30	81.7	*	*
02/06/2024	11:00	0	20	61	38	12	1	1	0	0	0	0	0	0	0	0	0	0	0	0	133	24.3	29.2	20 to 30	74.4	2	1.5
02/06/2024	12:00	2	24	86	36	7	0	0	0	0	0	0	0	0	0	0	0	0	0	0	155	23.2	27.8	20 to 30	78.7	*	*
02/06/2024	13:00	3	24	81	34	8	0	0	0	0	0	0	0	0	0	0	0	0	0	0	150	23.1	27.9	20 to 30	76.7	*	*
02/06/2024	14:00	1	18	51	34	8	0	0	0	0	0	0	0	0	0	0	0	0	0	0	112	23.8	28.7	20 to 30	75.9	*	*
02/06/2024	15:00	1	32	57	31	4	1	0	0	0	0	0	0	0	0	0	0	0	0	0	126	22.8	27.7	15 to 25	70.6	1	0.8
02/06/2024	16:00	7	47	76	28	3	0	0	0	0	0	0	0	0	0	0	0	0	0	0	161	21.6	26.2	15 to 25	76.4	*	*
02/06/2024	17:00	5	24	53	24	2	1	0	0	0	0	0	0	0	0	0	0	0	0	0	109	22.2	27.3	15 to 25	70.6	1	0.9
02/06/2024	18:00	13	24	40	22	5	0	0	0	0	0	0	0	0	0	0	0	0	0	0	104	21.3	27.5	15 to 25	61.5	*	*
02/06/2024	19:00	11	29	32	18	4	0	0	0	0	0	0	0	0	0	0	0	0	0	0	94	21	27.2	15 to 25	64.9	*	*
02/06/2024	20:00	3	4	28	21	9	0	0	0	0	0	0	0	0	0	0	0	0	0	0	65	24.6	29.8	20 to 30	75.4	*	*
02/06/2024	21:00	2	6	21	12	3	0	0	0	0	0	0	0	0	0	0	0	0	0	0	44	23.3	28.3	20 to 30	75.0	*	*
02/06/2024	22:00	2	9	13	2	2	0	0	0	0	0	0	0	0	0	0	0	0	0	0	28	20.9	25	15 to 25	78.6	*	*
02/06/2024	23:00	0	1	6	2	1	0	0	0	0	0	0	0	0	0	0	0	0	0	0	10	23.7	27.5	20 to 30	80.0	*	*
24 Hr Summary		52	304	771	452	97	7	1	0	0	0	0	0	0	0	0	0	0	0	0	1684	23.2	28.4	20 to 30	72.6	8	0.5

Incoming Histogram

2024 June Marsworth Road

from Mon-Apr-29-2024-11-00-AM to Wed-Jun-19-2024-02-59-PM

Date	Starting Hr:min	<15	15 to <20	20 to <25	25 to <30	30 to <35	35 to <40	40 to <45	45 to <50	50 to <55	55 to <60	60 to <65	65 to <70	70 to <75	75 to <80	80 to <85	85 to <90	90 to <95	95 to <100	100 to >105	Total Counts	Avg Speed (MPH)	85pct Speed	10MPH Pace	% in pace	# of Speeders	% Speeders	
03/06/2024	00:00	0	6	4	3	1	0	0	0	0	0	0	0	0	0	0	0	0	0	0	0	14	21.9	28.3	15 to 25	71.4	*	*
03/06/2024	01:00	0	1	1	0	0	0	0	0	0	0	0	0	0	0	0	0	0	0	0	0	2	19.5	25	15 to 25	100.0	*	*
03/06/2024	02:00	0	0	0	1	1	0	0	0	0	0	0	0	0	0	0	0	0	0	0	0	2	29.5	35	25 to 35	100.0	*	*
03/06/2024	03:00	0	0	4	3	0	0	0	0	0	0	0	0	0	0	0	0	0	0	0	0	7	24.3	28.3	20 to 30	100.0	*	*
03/06/2024	04:00	0	0	1	3	1	0	0	0	0	0	0	0	0	0	0	0	0	0	0	0	5	27	30	20 to 30	80.0	*	*
03/06/2024	05:00	0	2	9	7	4	2	1	0	0	0	0	0	0	0	0	0	0	0	0	0	25	26.9	33.8	20 to 30	64.0	3	12.0
03/06/2024	06:00	1	8	17	18	8	0	0	0	0	0	0	0	0	0	0	0	0	0	0	0	52	24.7	30	20 to 30	67.3	*	*
03/06/2024	07:00	24	21	63	44	6	1	0	0	0	0	0	0	0	0	0	0	0	0	0	0	159	22	28.1	20 to 30	67.3	1	0.6
03/06/2024	08:00	45	73	115	29	0	0	0	0	0	0	0	0	0	0	0	0	0	0	0	0	262	19.6	24.6	15 to 25	71.8	*	*
03/06/2024	09:00	24	53	51	15	2	0	0	0	0	0	0	0	0	0	0	0	0	0	0	0	145	19.4	24.5	15 to 25	71.7	*	*
03/06/2024	10:00	26	45	61	25	0	0	0	0	0	0	0	0	0	0	0	0	0	0	0	0	157	19.9	25.2	15 to 25	67.5	*	*
03/06/2024	11:00	12	35	51	14	3	0	0	0	0	0	0	0	0	0	0	0	0	0	0	0	115	20.7	25	15 to 25	74.8	*	*
03/06/2024	12:00	7	24	66	19	4	0	0	0	0	0	0	0	0	0	0	0	0	0	0	0	120	22	26.3	15 to 25	75.0	*	*
03/06/2024	13:00	2	17	68	28	4	0	0	0	0	0	0	0	0	0	0	0	0	0	0	0	119	23.1	27.5	20 to 30	80.7	*	*
03/06/2024	14:00	0	27	71	31	3	1	0	0	0	0	0	0	0	0	0	0	0	0	0	0	133	22.9	27.4	20 to 30	76.7	1	0.8
03/06/2024	15:00	20	62	85	23	2	0	0	0	0	0	0	0	0	0	0	0	0	0	0	0	192	20.5	24.8	15 to 25	76.6	*	*
03/06/2024	16:00	10	71	124	47	3	2	0	0	0	0	0	0	0	0	0	0	0	0	0	0	257	21.8	26.4	15 to 25	75.9	2	0.8
03/06/2024	17:00	6	54	127	68	10	1	0	0	0	0	0	0	0	0	0	0	0	0	0	0	266	22.9	27.9	20 to 30	73.3	1	0.4
03/06/2024	18:00	0	21	88	54	14	1	0	0	0	0	0	0	0	0	0	0	0	0	0	0	178	24.3	28.9	20 to 30	79.8	1	0.6
03/06/2024	19:00	0	14	57	38	7	0	0	0	0	0	0	0	0	0	0	0	0	0	0	0	116	24.1	28.7	20 to 30	81.9	*	*
03/06/2024	20:00	0	9	28	20	3	0	0	0	0	0	0	0	0	0	0	0	0	0	0	0	60	23.9	28.5	20 to 30	80.0	*	*
03/06/2024	21:00	2	5	31	11	3	1	0	0	0	0	0	0	0	0	0	0	0	0	0	0	53	23.4	28.2	20 to 30	79.2	1	1.9
03/06/2024	22:00	0	2	11	4	0	0	0	0	0	0	0	0	0	0	0	0	0	0	0	0	17	23	26.2	20 to 30	88.2	*	*
03/06/2024	23:00	0	0	4	1	0	0	0	0	0	0	0	0	0	0	0	0	0	0	0	0	5	23.2	25	20 to 30	100.0	*	*
24 Hr Summary		179	550	1137	506	79	9	1	0	0	0	0	0	0	0	0	0	0	0	0	0	2461	21.9	27.2	15 to 25	68.5	10	0.4

Incoming Histogram

2024 June Marsworth Road

from Mon-Apr-29-2024-11-00-AM to Wed-Jun-19-2024-02-59-PM

Date	Starting Hr:min	<15	15 to <20	20 to <25	25 to <30	30 to <35	35 to <40	40 to <45	45 to <50	50 to <55	55 to <60	60 to <65	65 to <70	70 to <75	75 to <80	80 to <85	85 to <90	90 to <95	95 to <100	100 to >105	Total Counts	Avg Speed (MPH)	85pct Speed	10MPH Pace	% in pace	# of Speeders	% Speeders	
04/06/2024	00:00	0	2	2	2	1	0	0	0	0	0	0	0	0	0	0	0	0	0	0	0	7	23.6	30	15 to 25	57.1	*	*
04/06/2024	01:00	0	2	1	1	0	0	0	0	0	0	0	0	0	0	0	0	0	0	0	0	4	20.8	25	15 to 25	75.0	*	*
04/06/2024	02:00	0	2	2	0	0	0	0	0	0	0	0	0	0	0	0	0	0	0	0	0	4	19.8	22.5	15 to 25	100.0	*	*
04/06/2024	03:00	0	0	3	3	0	0	0	0	0	0	0	0	0	0	0	0	0	0	0	0	6	24.8	28.3	20 to 30	100.0	*	*
04/06/2024	04:00	0	0	2	4	0	0	0	0	0	0	0	0	0	0	0	0	0	0	0	0	6	25.7	28.8	20 to 30	100.0	*	*
04/06/2024	05:00	0	1	8	8	3	1	0	0	0	0	0	0	0	0	0	0	0	0	0	0	21	26.1	31.7	20 to 30	76.2	1	4.8
04/06/2024	06:00	0	2	23	28	8	1	0	0	0	0	0	0	0	0	0	0	0	0	0	0	62	26.1	30	20 to 30	82.3	1	1.6
04/06/2024	07:00	7	37	93	43	7	0	0	0	0	0	0	0	0	0	0	0	0	0	0	0	187	22.6	27.6	20 to 30	72.7	*	*
04/06/2024	08:00	37	104	110	27	4	0	0	0	0	0	0	0	0	0	0	0	0	0	0	0	282	19.8	24.5	15 to 25	75.9	*	*
04/06/2024	09:00	10	37	38	23	2	0	0	0	0	0	0	0	0	0	0	0	0	0	0	0	110	21	27	15 to 25	68.2	*	*
04/06/2024	10:00	11	41	60	14	1	0	0	0	0	0	0	0	0	0	0	0	0	0	0	0	127	20.5	24.7	15 to 25	79.5	*	*
04/06/2024	11:00	18	43	65	18	6	0	0	0	0	0	0	0	0	0	0	0	0	0	0	0	150	20.7	25.6	15 to 25	72.0	*	*
04/06/2024	12:00	6	29	64	21	5	0	0	0	0	0	0	0	0	0	0	0	0	0	0	0	125	22	26.7	15 to 25	74.4	*	*
04/06/2024	13:00	22	14	56	28	2	0	0	0	0	0	0	0	0	0	0	0	0	0	0	0	122	20.8	27.1	20 to 30	68.9	*	*
04/06/2024	14:00	12	15	61	39	5	0	0	0	0	0	0	0	0	0	0	0	0	0	0	0	132	22.6	28.1	20 to 30	75.8	*	*
04/06/2024	15:00	5	32	73	29	2	0	0	0	0	0	0	0	0	0	0	0	0	0	0	0	141	22.2	26.7	15 to 25	74.5	*	*
04/06/2024	16:00	46	34	117	47	3	2	0	0	0	0	0	0	0	0	0	0	0	0	0	0	249	20.4	26.6	20 to 30	65.9	2	0.8
04/06/2024	17:00	13	52	166	57	9	0	0	0	0	0	0	0	0	0	0	0	0	0	0	0	297	22.4	26.8	20 to 30	75.1	*	*
04/06/2024	18:00	8	31	104	52	4	0	0	0	0	0	0	0	0	0	0	0	0	0	0	0	199	22.7	27.5	20 to 30	78.4	*	*
04/06/2024	19:00	23	12	55	18	6	0	1	0	0	0	0	0	0	0	0	0	0	0	0	0	115	20.8	27.2	20 to 30	63.5	1	0.9
04/06/2024	20:00	10	9	17	15	8	1	0	0	0	0	0	0	0	0	0	0	0	0	0	0	60	22.4	30	20 to 30	53.3	1	1.7
04/06/2024	21:00	1	16	8	15	5	0	0	0	0	0	0	0	0	0	0	0	0	0	0	0	45	23.2	29.3	15 to 25	53.3	*	*
04/06/2024	22:00	0	4	15	9	2	0	0	0	0	0	0	0	0	0	0	0	0	0	0	0	30	23.9	28.9	20 to 30	80.0	*	*
04/06/2024	23:00	0	1	1	6	2	1	0	0	0	0	0	0	0	0	0	0	0	0	0	0	11	27.5	32.5	25 to 35	72.7	1	9.1
24 Hr Summary		229	520	1144	507	85	6	1	0	0	0	0	0	0	0	0	0	0	0	0	0	2492	21.7	27.2	15 to 25	66.8	7	0.3

Incoming Histogram

2024 June Marsworth Road

from Mon-Apr-29-2024-11-00-AM to Wed-Jun-19-2024-02-59-PM

Date	Starting Hr:min	<15	15 to <20	20 to <25	25 to <30	30 to <35	35 to <40	40 to <45	45 to <50	50 to <55	55 to <60	60 to <65	65 to <70	70 to <75	75 to <80	80 to <85	85 to <90	90 to <95	95 to <100	100 to >105	Total Counts	Avg Speed (MPH)	85pct Speed	10MPH Pace	% in pace	# of Speeders	% Speeders
05/06/2024	00:00	0	1	1	2	1	0	0	0	0	0	0	0	0	0	0	0	0	0	0	5	25	30	20 to 30	60.0	*	*
05/06/2024	01:00	0	1	0	0	0	0	0	0	0	0	0	0	0	0	0	0	0	0	0	1	17	20	10 to 20	100.0	*	*
05/06/2024	02:00	0	0	1	1	0	0	0	0	0	0	0	0	0	0	0	0	0	0	0	2	24.5	30	20 to 30	100.0	*	*
05/06/2024	03:00	0	1	1	0	1	0	0	0	0	0	0	0	0	0	0	0	0	0	0	3	23.7	35	15 to 25	66.7	*	*
05/06/2024	04:00	0	0	5	1	0	1	0	0	0	0	0	0	0	0	0	0	0	0	0	7	25.1	30	20 to 30	85.7	1	14.3
05/06/2024	05:00	1	4	5	8	5	0	1	0	0	0	0	0	0	0	0	0	0	0	0	24	25.4	32	20 to 30	54.2	1	4.2
05/06/2024	06:00	2	2	17	17	7	1	1	0	0	0	0	0	0	0	0	0	0	0	0	47	25.7	31.4	20 to 30	72.3	2	4.3
05/06/2024	07:00	7	34	79	56	12	0	0	1	0	0	0	0	0	0	0	0	0	0	0	189	23.4	28.7	20 to 30	71.4	1	0.5
05/06/2024	08:00	28	113	115	36	2	0	0	0	0	0	0	0	0	0	0	0	0	0	0	294	20.2	24.7	15 to 25	77.6	*	*
05/06/2024	09:00	20	44	52	20	2	0	0	0	0	0	0	0	0	0	0	0	0	0	0	138	20.1	25.2	15 to 25	69.6	*	*
05/06/2024	10:00	25	38	47	17	6	1	0	0	0	0	0	0	0	0	0	0	0	0	0	134	20.1	26.2	15 to 25	63.4	1	0.7
05/06/2024	11:00	25	53	54	15	0	0	0	0	0	0	0	0	0	0	0	0	0	0	0	147	19.1	24.4	15 to 25	72.8	*	*
05/06/2024	12:00	4	27	40	25	4	0	0	0	0	0	0	0	0	0	0	0	0	0	0	100	22.4	27.8	15 to 25	67.0	*	*
05/06/2024	13:00	10	22	47	24	1	1	0	0	0	0	0	0	0	0	0	0	0	0	0	105	21.6	27.1	20 to 30	67.6	1	1.0
05/06/2024	14:00	14	42	77	32	1	0	0	0	0	0	0	0	0	0	0	0	0	0	0	166	21.3	26.2	15 to 25	71.7	*	*
05/06/2024	15:00	27	52	69	14	4	0	0	0	0	0	0	0	0	0	0	0	0	0	0	166	19.8	24.5	15 to 25	72.9	*	*
05/06/2024	16:00	32	51	106	42	9	0	0	0	0	0	0	0	0	0	0	0	0	0	0	240	21.2	26.8	15 to 25	65.4	*	*
05/06/2024	17:00	19	42	170	69	2	0	0	0	0	0	0	0	0	0	0	0	0	0	0	302	22.3	26.9	20 to 30	79.1	*	*
05/06/2024	18:00	1	22	121	55	9	0	0	0	0	0	0	0	0	0	0	0	0	0	0	208	23.6	28	20 to 30	84.6	*	*
05/06/2024	19:00	2	21	49	57	2	0	0	0	0	0	0	0	0	0	0	0	0	0	0	131	23.8	28.4	20 to 30	80.9	*	*
05/06/2024	20:00	1	16	43	39	4	0	0	0	0	0	0	0	0	0	0	0	0	0	0	103	23.9	28.6	20 to 30	79.6	*	*
05/06/2024	21:00	0	9	25	11	3	0	0	0	0	0	0	0	0	0	0	0	0	0	0	48	23.3	28.2	20 to 30	75.0	*	*
05/06/2024	22:00	0	3	7	7	2	0	0	0	0	0	0	0	0	0	0	0	0	0	0	19	24.5	29.3	20 to 30	73.7	*	*
05/06/2024	23:00	0	2	4	4	0	0	0	0	0	0	0	0	0	0	0	0	0	0	0	10	23.2	27.5	20 to 30	80.0	*	*
24 Hr Summary		218	600	1135	552	77	4	2	1	0	0	0	0	0	0	0	0	0	0	0	2589	21.8	27.2	15 to 25	67.0	7	0.3

Incoming Histogram

2024 June Marsworth Road

from Mon-Apr-29-2024-11-00-AM to Wed-Jun-19-2024-02-59-PM

Date	Starting Hr:min	<15	15 to <20	20 to <25	25 to <30	30 to <35	35 to <40	40 to <45	45 to <50	50 to <55	55 to <60	60 to <65	65 to <70	70 to <75	75 to <80	80 to <85	85 to <90	90 to <95	95 to <100	100 to >105	Total Counts	Avg Speed (MPH)	85pct Speed	10MPH Pace	% in pace	# of Speeders	% Speeders
06/06/2024	00:00	0	0	1	1	0	0	0	0	0	0	0	0	0	0	0	0	0	0	0	2	24.5	30	20 to 30	100.0	*	*
06/06/2024	01:00	1	1	2	2	0	0	0	0	0	0	0	0	0	0	0	0	0	0	0	6	21.3	27.5	20 to 30	66.7	*	*
06/06/2024	02:00	0	0	1	0	0	0	0	0	0	0	0	0	0	0	0	0	0	0	0	1	22	25	15 to 25	100.0	*	*
06/06/2024	03:00	0	1	3	2	1	0	0	0	0	0	0	0	0	0	0	0	0	0	0	7	24.3	30	20 to 30	71.4	*	*
06/06/2024	04:00	0	1	2	2	0	0	0	0	0	0	0	0	0	0	0	0	0	0	0	5	23.2	27.5	20 to 30	80.0	*	*
06/06/2024	05:00	0	1	8	9	2	1	0	0	0	0	0	0	0	0	0	0	0	0	0	21	25.9	30	20 to 30	81.0	1	4.8
06/06/2024	06:00	1	1	14	30	9	3	0	0	0	0	0	0	0	0	0	0	0	0	0	58	27.1	31.7	20 to 30	75.9	3	5.2
06/06/2024	07:00	1	9	73	62	7	0	0	0	0	0	0	0	0	0	0	0	0	0	0	152	24.6	28.7	20 to 30	88.8	*	*
06/06/2024	08:00	39	82	128	29	2	1	0	0	0	0	0	0	0	0	0	0	0	0	0	281	20.1	24.6	15 to 25	74.7	1	0.4
06/06/2024	09:00	25	41	61	26	3	0	0	0	0	0	0	0	0	0	0	0	0	0	0	156	20.3	26.2	15 to 25	65.4	*	*
06/06/2024	10:00	13	50	76	31	2	0	0	0	0	0	0	0	0	0	0	0	0	0	0	172	21.3	26.1	15 to 25	73.3	*	*
06/06/2024	11:00	28	50	64	22	3	0	0	0	0	0	0	0	0	0	0	0	0	0	0	167	19.9	25	15 to 25	68.3	*	*
06/06/2024	12:00	18	50	81	21	1	1	0	0	0	0	0	0	0	0	0	0	0	0	0	172	20.6	24.8	15 to 25	76.2	1	0.6
06/06/2024	13:00	6	47	59	24	3	0	0	0	0	0	0	0	0	0	0	0	0	0	0	139	21.4	26.2	15 to 25	76.3	*	*
06/06/2024	14:00	17	69	85	34	4	1	0	0	0	0	0	0	0	0	0	0	0	0	0	210	21.1	26	15 to 25	73.3	1	0.5
06/06/2024	15:00	20	46	88	19	4	0	0	0	0	0	0	0	0	0	0	0	0	0	0	177	20.8	24.8	15 to 25	75.7	*	*
06/06/2024	16:00	21	66	107	46	3	0	0	0	0	0	0	0	0	0	0	0	0	0	0	243	21.2	26.4	15 to 25	71.2	*	*
06/06/2024	17:00	25	87	152	47	10	0	0	0	0	0	0	0	0	0	0	0	0	0	0	321	21.3	26	15 to 25	74.5	*	*
06/06/2024	18:00	7	32	88	45	8	2	0	0	0	0	0	0	0	0	0	0	0	0	0	182	23	28.1	20 to 30	73.1	2	1.1
06/06/2024	19:00	2	11	57	33	9	2	0	0	0	0	0	0	0	0	0	0	0	0	0	114	24.3	29.1	20 to 30	78.9	2	1.8
06/06/2024	20:00	0	11	40	27	9	1	0	0	0	0	0	0	0	0	0	0	0	0	0	88	24.5	29.4	20 to 30	76.1	1	1.1
06/06/2024	21:00	1	11	34	20	3	1	0	0	0	0	0	0	0	0	0	0	0	0	0	70	23.6	28.5	20 to 30	77.1	1	1.4
06/06/2024	22:00	1	5	21	12	2	2	0	0	0	0	0	0	0	0	0	0	0	0	0	43	24.1	29.2	20 to 30	76.7	2	4.7
06/06/2024	23:00	0	1	7	6	1	0	0	0	0	0	0	0	0	0	0	0	0	0	0	15	24.6	29.2	20 to 30	86.7	*	*
24 Hr Summary		226	673	1252	550	86	15	0	0	0	0	0	0	0	0	0	0	0	0	0	2802	21.7	27.1	15 to 25	68.7	15	0.5

Incoming Histogram

2024 June Marsworth Road

from Mon-Apr-29-2024-11-00-AM to Wed-Jun-19-2024-02-59-PM

Date	Starting Hr:min	<15	15 to <20	20 to <25	25 to <30	30 to <35	35 to <40	40 to <45	45 to <50	50 to <55	55 to <60	60 to <65	65 to <70	70 to <75	75 to <80	80 to <85	85 to <90	90 to <95	95 to <100	100 to >105	Total Counts	Avg Speed (MPH)	85pct Speed	10MPH Pace	% in pace	# of Speeders	% Speeders
07/06/2024	00:00	0	1	1	2	1	0	0	0	0	0	0	0	0	0	0	0	0	0	0	5	25	30	20 to 30	60.0	*	*
07/06/2024	01:00	0	0	1	2	0	0	0	0	0	0	0	0	0	0	0	0	0	0	0	3	25.3	30	20 to 30	100.0	*	*
07/06/2024	02:00	0	0	2	1	0	0	0	0	0	0	0	0	0	0	0	0	0	0	0	3	24	30	20 to 30	100.0	*	*
07/06/2024	03:00	0	3	3	1	0	0	0	0	0	0	0	0	0	0	0	0	0	0	0	7	20.9	25	15 to 25	85.7	*	*
07/06/2024	04:00	0	0	3	1	0	1	0	0	0	0	0	0	0	0	0	0	0	0	0	5	26	30	20 to 30	80.0	1	20.0
07/06/2024	05:00	0	0	1	12	2	1	1	0	0	0	0	0	0	0	0	0	0	0	0	17	29.1	32.5	25 to 35	82.4	2	11.8
07/06/2024	06:00	0	0	14	26	20	0	1	0	0	0	0	0	0	0	0	0	0	0	0	61	28.2	33	25 to 35	75.4	1	1.6
07/06/2024	07:00	5	14	66	50	16	1	0	0	0	0	0	0	0	0	0	0	0	0	0	152	24.4	29.4	20 to 30	76.3	1	0.7
07/06/2024	08:00	29	73	98	30	4	2	0	0	0	0	0	0	0	0	0	0	0	0	0	236	20.6	25.2	15 to 25	72.5	2	0.8
07/06/2024	09:00	37	64	55	17	2	0	0	0	0	0	0	0	0	0	0	0	0	0	0	175	18.8	24.4	15 to 25	68.0	*	*
07/06/2024	10:00	24	47	77	32	0	0	1	0	0	0	0	0	0	0	0	0	0	0	0	181	20.7	25.9	15 to 25	68.5	1	0.6
07/06/2024	11:00	27	72	84	27	2	0	0	0	0	0	0	0	0	0	0	0	0	0	0	212	20.1	24.8	15 to 25	73.6	*	*
07/06/2024	12:00	12	53	96	32	5	1	0	0	0	0	0	0	0	0	0	0	0	0	0	199	21.6	26.2	15 to 25	74.9	1	0.5
07/06/2024	13:00	8	38	78	30	5	3	0	0	0	0	0	0	0	0	0	0	0	0	0	162	22.3	27.3	15 to 25	71.6	3	1.9
07/06/2024	14:00	3	31	89	46	5	0	0	0	0	0	0	0	0	0	0	0	0	0	0	174	23	27.7	20 to 30	77.6	*	*
07/06/2024	15:00	19	58	118	41	9	0	0	0	0	0	0	0	0	0	0	0	0	0	0	245	21.7	26.6	15 to 25	71.8	*	*
07/06/2024	16:00	4	27	145	74	8	3	0	0	0	0	0	0	0	0	0	0	0	0	0	261	23.7	28.1	20 to 30	83.9	3	1.1
07/06/2024	17:00	3	43	148	69	6	0	0	0	0	0	0	0	0	0	0	0	0	0	0	269	23.1	27.5	20 to 30	80.7	*	*
07/06/2024	18:00	3	15	107	61	6	1	0	0	0	0	0	0	0	0	0	0	0	0	0	193	23.9	28.2	20 to 30	87.0	1	0.5
07/06/2024	19:00	4	10	68	30	6	1	0	0	0	0	0	0	0	0	0	0	0	0	0	119	23.6	28.2	20 to 30	82.4	1	0.8
07/06/2024	20:00	2	12	36	33	4	3	0	0	0	0	0	0	0	0	0	0	0	0	0	90	24.3	28.9	20 to 30	76.7	3	3.3
07/06/2024	21:00	1	5	26	11	4	0	0	0	0	0	0	0	0	0	0	0	0	0	0	47	23.7	28.6	20 to 30	78.7	*	*
07/06/2024	22:00	1	3	13	5	1	0	0	0	0	0	0	0	0	0	0	0	0	0	0	23	22.7	28	20 to 30	78.3	*	*
07/06/2024	23:00	0	6	14	10	2	0	0	0	0	0	0	0	0	0	0	0	0	0	0	32	23.6	28.5	20 to 30	75.0	*	*
24 Hr Summary		182	575	1343	643	108	17	3	0	0	0	0	0	0	0	0	0	0	0	0	2871	22.4	27.6	20 to 30	69.2	20	0.7

Incoming Histogram

2024 June Marsworth Road

from Mon-Apr-29-2024-11-00-AM to Wed-Jun-19-2024-02-59-PM

Date	Starting Hr:min	<15	15 to <20	20 to <25	25 to <30	30 to <35	35 to <40	40 to <45	45 to <50	50 to <55	55 to <60	60 to <65	65 to <70	70 to <75	75 to <80	80 to <85	85 to <90	90 to <95	95 to <100	100 to >105	Total Counts	Avg Speed (MPH)	85pct Speed	10MPH Pace	% in pace	# of Speeders	% Speeders
08/06/2024	00:00	0	0	7	6	1	0	0	0	0	0	0	0	0	0	0	0	0	0	0	14	25.2	29.2	20 to 30	92.9	*	*
08/06/2024	01:00	0	1	2	2	1	0	0	0	0	0	0	0	0	0	0	0	0	0	0	6	24.5	30	20 to 30	66.7	*	*
08/06/2024	02:00	0	1	2	4	0	0	0	0	0	0	0	0	0	0	0	0	0	0	0	7	24.3	28.8	20 to 30	85.7	*	*
08/06/2024	03:00	0	1	2	1	0	1	0	0	0	0	0	0	0	0	0	0	0	0	0	5	25.2	30	15 to 25	60.0	1	20.0
08/06/2024	04:00	0	0	1	2	2	1	0	0	0	0	0	0	0	0	0	0	0	0	0	6	29.7	35	25 to 35	66.7	1	16.7
08/06/2024	05:00	0	1	1	3	2	0	0	0	0	0	0	0	0	0	0	0	0	0	0	7	26.4	32.5	25 to 35	71.4	*	*
08/06/2024	06:00	0	3	8	11	3	1	0	0	0	0	0	0	0	0	0	0	0	0	0	26	25.6	30	20 to 30	73.1	1	3.8
08/06/2024	07:00	1	8	31	22	2	1	0	0	0	0	0	0	0	0	0	0	0	0	0	65	23.9	28.4	20 to 30	81.5	1	1.5
08/06/2024	08:00	0	17	46	27	6	0	1	0	0	0	0	0	0	0	0	0	0	0	0	97	23.8	28.5	20 to 30	75.3	1	1.0
08/06/2024	09:00	1	12	74	36	13	0	0	0	0	0	0	0	0	0	0	0	0	0	0	136	24.2	29	20 to 30	80.9	*	*
08/06/2024	10:00	1	38	81	42	4	0	0	0	0	0	0	0	0	0	0	0	0	0	0	166	22.7	27.5	20 to 30	74.1	*	*
08/06/2024	11:00	6	39	65	25	3	0	0	0	0	0	0	0	0	0	0	0	0	0	0	138	21.7	26.4	15 to 25	75.4	*	*
08/06/2024	12:00	22	39	80	19	2	0	0	0	0	0	0	0	0	0	0	0	0	0	0	162	20.5	24.8	15 to 25	73.5	*	*
08/06/2024	13:00	12	34	68	28	7	0	0	0	0	0	0	0	0	0	0	0	0	0	0	149	21.9	27.3	15 to 25	68.5	*	*
08/06/2024	14:00	16	29	89	22	4	0	0	0	0	0	0	0	0	0	0	0	0	0	0	160	21.4	25.5	15 to 25	73.8	*	*
08/06/2024	15:00	17	41	75	32	3	0	0	0	0	0	0	0	0	0	0	0	0	0	0	168	21.3	26.6	15 to 25	69.0	*	*
08/06/2024	16:00	21	39	61	18	5	0	0	0	0	0	0	0	0	0	0	0	0	0	0	144	20.5	25.3	15 to 25	69.4	*	*
08/06/2024	17:00	8	35	66	31	4	1	0	0	0	0	0	0	0	0	0	0	0	0	0	145	22.2	27.3	15 to 25	69.7	1	0.7
08/06/2024	18:00	11	38	68	17	3	0	0	0	0	0	0	0	0	0	0	0	0	0	0	137	21	24.9	15 to 25	77.4	*	*
08/06/2024	19:00	5	16	44	28	3	0	0	0	0	0	0	0	0	0	0	0	0	0	0	96	22.8	28	20 to 30	75.0	*	*
08/06/2024	20:00	2	22	36	16	1	3	1	0	0	0	0	0	0	0	0	0	0	0	0	81	22.7	27.8	15 to 25	71.6	4	4.9
08/06/2024	21:00	0	14	27	13	1	1	0	0	0	0	0	0	0	0	0	0	0	0	0	56	22.8	27.7	15 to 25	73.2	1	1.8
08/06/2024	22:00	2	8	16	15	3	0	1	0	0	0	0	0	0	0	0	0	0	0	0	45	23.6	29	20 to 30	68.9	1	2.2
08/06/2024	23:00	1	12	14	7	2	1	0	0	0	0	0	0	0	0	0	0	0	0	0	37	22.4	27.9	15 to 25	70.3	1	2.7
24 Hr Summary		126	448	964	427	75	10	3	0	0	0	0	0	0	0	0	0	0	0	0	2053	22.2	27.4	15 to 25	68.8	13	0.6

Incoming Histogram

2024 June Marsworth Road

from Mon-Apr-29-2024-11-00-AM to Wed-Jun-19-2024-02-59-PM

Date	Starting Hr:min	<15	15 to <20	20 to <25	25 to <30	30 to <35	35 to <40	40 to <45	45 to <50	50 to <55	55 to <60	60 to <65	65 to <70	70 to <75	75 to <80	80 to <85	85 to <90	90 to <95	95 to <100	100 to >105	Total Counts	Avg Speed (MPH)	85pct Speed	10MPH Pace	% in pace	# of Speeders	% Speeders
09/06/2024	00:00	1	1	12	1	0	0	0	0	0	0	0	0	0	0	0	0	0	0	0	15	21.7	24.6	15 to 25	86.7	*	*
09/06/2024	01:00	0	2	1	2	1	0	0	0	0	0	0	0	0	0	0	0	0	0	0	6	23.7	30	15 to 25	50.0	*	*
09/06/2024	02:00	0	0	2	2	0	0	0	0	0	0	0	0	0	0	0	0	0	0	0	4	24.5	27.5	20 to 30	100.0	*	*
09/06/2024	03:00	0	0	1	0	0	0	0	0	0	0	0	0	0	0	0	0	0	0	0	1	22	25	15 to 25	100.0	*	*
09/06/2024	04:00	0	0	0	2	0	0	0	0	0	0	0	0	0	0	0	0	0	0	0	2	27	30	20 to 30	100.0	*	*
09/06/2024	05:00	0	0	2	2	2	1	0	0	0	0	0	0	0	0	0	0	0	0	0	7	28.4	35	20 to 30	57.1	1	14.3
09/06/2024	06:00	1	0	8	8	1	0	1	0	0	0	0	0	0	0	0	0	0	0	0	19	25.5	29.4	20 to 30	84.2	1	5.3
09/06/2024	07:00	2	2	17	13	7	1	0	0	0	0	0	0	0	0	0	0	0	0	0	42	25.2	31.4	20 to 30	71.4	1	2.4
09/06/2024	08:00	3	8	33	25	5	0	0	0	0	0	0	0	0	0	0	0	0	0	0	74	23.9	28.8	20 to 30	78.4	*	*
09/06/2024	09:00	0	9	47	29	2	1	0	0	0	0	0	0	0	0	0	0	0	0	0	88	24	28.3	20 to 30	86.4	1	1.1
09/06/2024	10:00	6	29	69	37	2	0	0	0	0	0	0	0	0	0	0	0	0	0	0	143	22.4	27.4	20 to 30	74.1	*	*
09/06/2024	11:00	3	33	88	34	4	0	0	0	0	0	0	0	0	0	0	0	0	0	0	162	22.6	27.1	20 to 30	75.3	*	*
09/06/2024	12:00	2	36	90	32	5	0	0	0	0	0	0	0	0	0	0	0	0	0	0	165	22.5	26.9	15 to 25	76.4	*	*
09/06/2024	13:00	12	45	74	34	3	0	0	0	0	0	0	0	0	0	0	0	0	0	0	168	21.5	26.8	15 to 25	70.8	*	*
09/06/2024	14:00	9	51	77	30	5	1	0	0	0	0	0	0	0	0	0	0	0	0	0	173	21.7	26.7	15 to 25	74.0	1	0.6
09/06/2024	15:00	15	70	88	24	4	0	0	0	0	0	0	0	0	0	0	0	0	0	0	201	20.8	24.9	15 to 25	78.6	*	*
09/06/2024	16:00	6	47	87	22	2	0	0	0	0	0	0	0	0	0	0	0	0	0	0	164	21.5	24.9	15 to 25	81.7	*	*
09/06/2024	17:00	7	28	71	27	9	1	0	0	0	0	0	0	0	0	0	0	0	0	0	143	22.6	28	15 to 25	69.2	1	0.7
09/06/2024	18:00	5	17	31	38	10	2	0	0	0	0	0	0	0	0	0	0	0	0	0	103	24.2	29.6	20 to 30	67.0	2	1.9
09/06/2024	19:00	0	8	34	23	2	1	0	0	0	0	0	0	0	0	0	0	0	0	0	68	24.1	28.5	20 to 30	83.8	1	1.5
09/06/2024	20:00	0	5	23	9	6	1	0	0	0	0	0	0	0	0	0	0	0	0	0	44	24.6	30	20 to 30	72.7	1	2.3
09/06/2024	21:00	2	11	10	6	2	0	0	0	0	0	0	0	0	0	0	0	0	0	0	31	21.6	27.5	15 to 25	67.7	*	*
09/06/2024	22:00	0	1	6	5	2	0	0	0	0	0	0	0	0	0	0	0	0	0	0	14	25.2	30	20 to 30	78.6	*	*
09/06/2024	23:00	1	1	9	3	2	0	0	0	0	0	0	0	0	0	0	0	0	0	0	16	23.2	30	20 to 30	75.0	*	*
24 Hr Summary		75	404	880	408	76	9	1	0	0	0	0	0	0	0	0	0	0	0	0	1853	22.5	27.6	20 to 30	69.5	10	0.5

Incoming Histogram

2024 June Marsworth Road

from Mon-Apr-29-2024-11-00-AM to Wed-Jun-19-2024-02-59-PM

Date	Starting Hr:min	<15	15 to <20	20 to <25	25 to <30	30 to <35	35 to <40	40 to <45	45 to <50	50 to <55	55 to <60	60 to <65	65 to <70	70 to <75	75 to <80	80 to <85	85 to <90	90 to <95	95 to <100	100 to >105	Total Counts	Avg Speed (MPH)	85pct Speed	10MPH Pace	% in pace	# of Speeders	% Speeders
10/06/2024	00:00	19	2	1	3	2	0	0	0	0	0	0	0	0	0	0	0	0	0	0	27	13.7	26.7	5 to 15	70.4	*	*
10/06/2024	01:00	22	1	0	0	0	0	0	0	0	0	0	0	0	0	0	0	0	0	0	23	8.9	13	5 to 15	95.7	*	*
10/06/2024	02:00	6	0	0	0	0	0	0	0	0	0	0	0	0	0	0	0	0	0	0	6	7.3	9.2	0 to 10	100.0	*	*
10/06/2024	03:00	8	0	2	3	0	0	0	0	0	0	0	0	0	0	0	0	0	0	0	13	14.6	26.7	5 to 15	61.5	*	*
10/06/2024	04:00	20	1	0	2	0	0	0	0	0	0	0	0	0	0	0	0	0	0	0	23	10.3	15	5 to 15	87.0	*	*
10/06/2024	05:00	1	1	5	6	3	1	0	0	0	0	0	0	0	0	0	0	0	0	0	17	25.5	31.7	20 to 30	64.7	1	5.9
10/06/2024	06:00	1	5	18	14	11	1	0	0	0	0	0	0	0	0	0	0	0	0	0	50	25.6	31.8	20 to 30	64.0	1	2.0
10/06/2024	07:00	10	25	75	41	1	0	0	0	0	0	0	0	0	0	0	0	0	0	0	152	22.3	27.3	20 to 30	76.3	*	*
10/06/2024	08:00	47	71	75	30	4	1	0	0	0	0	0	0	0	0	0	0	0	0	0	228	19.6	25.2	15 to 25	64.0	1	0.4
10/06/2024	09:00	26	34	44	18	5	0	0	0	0	0	0	0	0	0	0	0	0	0	0	127	19.9	26.1	15 to 25	61.4	*	*
10/06/2024	10:00	31	45	78	23	1	0	0	0	0	0	0	0	0	0	0	0	0	0	0	178	20.1	24.8	15 to 25	69.1	*	*
10/06/2024	11:00	29	47	61	17	1	0	0	0	0	0	0	0	0	0	0	0	0	0	0	155	19.6	24.6	15 to 25	69.7	*	*
10/06/2024	12:00	29	51	98	32	3	0	0	0	0	0	0	0	0	0	0	0	0	0	0	213	20.6	25.5	15 to 25	70.0	*	*
10/06/2024	13:00	2	24	88	42	11	0	0	0	0	0	0	0	0	0	0	0	0	0	0	167	23.6	28.3	20 to 30	77.8	*	*
10/06/2024	14:00	7	44	102	37	7	0	0	0	0	0	0	0	0	0	0	0	0	0	0	197	22.2	26.9	15 to 25	74.1	*	*
10/06/2024	15:00	14	59	88	42	3	1	0	0	0	0	0	0	0	0	0	0	0	0	0	207	21.6	26.8	15 to 25	71.0	1	0.5
10/06/2024	16:00	20	61	111	40	4	0	0	0	0	0	0	0	0	0	0	0	0	0	0	236	21.3	26.1	15 to 25	72.9	*	*
10/06/2024	17:00	42	73	138	38	5	0	0	0	0	0	0	0	0	0	0	0	0	0	0	296	20.5	25	15 to 25	71.3	*	*
10/06/2024	18:00	13	25	106	47	5	0	0	0	0	0	0	0	0	0	0	0	0	0	0	196	22.4	27.4	20 to 30	78.1	*	*
10/06/2024	19:00	1	15	45	42	11	0	1	0	1	0	0	0	0	0	0	0	0	0	0	116	24.9	29.5	20 to 30	75.0	2	1.7
10/06/2024	20:00	0	11	26	22	5	2	0	0	0	0	0	0	0	0	0	0	0	0	0	66	24.5	29.3	20 to 30	72.7	2	3.0
10/06/2024	21:00	1	9	22	12	0	0	0	0	0	0	0	0	0	0	0	0	0	0	0	44	22.5	27.1	20 to 30	77.3	*	*
10/06/2024	22:00	0	5	10	5	3	0	0	0	0	0	0	0	0	0	0	0	0	0	0	23	23.7	30	15 to 25	65.2	*	*
10/06/2024	23:00	0	0	6	2	1	1	0	0	0	0	0	0	0	0	0	0	0	0	0	10	25.8	30	20 to 30	80.0	1	10.0
24 Hr Summary		349	609	1199	518	86	7	1	0	1	0	0	0	0	0	0	0	0	0	0	2770	21.2	26.9	15 to 25	65.3	9	0.3

Incoming Histogram

2024 June Marsworth Road

from Mon-Apr-29-2024-11-00-AM to Wed-Jun-19-2024-02-59-PM

Date	Starting Hr:min	<15	15 to <20	20 to <25	25 to <30	30 to <35	35 to <40	40 to <45	45 to <50	50 to <55	55 to <60	60 to <65	65 to <70	70 to <75	75 to <80	80 to <85	85 to <90	90 to <95	95 to <100	100 to >105	Total Counts	Avg Speed (MPH)	85pct Speed	10MPH Pace	% in pace	# of Speeders	% Speeders
11/06/2024	00:00	0	1	5	1	1	0	0	0	0	0	0	0	0	0	0	0	0	0	0	8	23.4	30	15 to 25	75.0	*	*
11/06/2024	01:00	0	0	0	2	1	0	0	0	0	0	0	0	0	0	0	0	0	0	0	3	29	35	25 to 35	100.0	*	*
11/06/2024	02:00	0	0	5	2	0	0	0	0	0	0	0	0	0	0	0	0	0	0	0	7	23.7	27.5	20 to 30	100.0	*	*
11/06/2024	03:00	0	0	2	0	0	0	0	0	0	0	0	0	0	0	0	0	0	0	0	2	22.5	25	15 to 25	100.0	*	*
11/06/2024	04:00	0	0	1	2	1	0	0	0	0	0	0	0	0	0	0	0	0	0	0	4	27.3	30	20 to 30	75.0	*	*
11/06/2024	05:00	0	0	7	9	4	1	2	0	0	0	0	0	0	0	0	0	0	0	0	23	28.4	35	20 to 30	69.6	3	13.0
11/06/2024	06:00	2	3	24	15	10	2	0	0	0	0	0	0	0	0	0	0	0	0	0	56	25.4	32	20 to 30	69.6	2	3.6
11/06/2024	07:00	15	42	86	34	7	1	0	0	0	0	0	0	0	0	0	0	0	0	0	185	21.8	27.1	15 to 25	69.2	1	0.5
11/06/2024	08:00	42	76	106	37	2	1	0	0	0	0	0	0	0	0	0	0	0	0	0	264	20.2	25	15 to 25	68.9	1	0.4
11/06/2024	09:00	16	38	58	22	2	0	0	0	0	0	0	0	0	0	0	0	0	0	0	136	20.8	25.9	15 to 25	70.6	*	*
11/06/2024	10:00	21	43	63	18	2	0	0	0	0	0	0	0	0	0	0	0	0	0	0	147	20.3	24.8	15 to 25	72.1	*	*
11/06/2024	11:00	21	50	51	24	2	1	0	0	0	0	0	0	0	0	0	0	0	0	0	149	20.3	26	15 to 25	67.8	1	0.7
11/06/2024	12:00	7	55	74	24	1	0	0	0	0	0	0	0	0	0	0	0	0	0	0	161	21.1	25.2	15 to 25	80.1	*	*
11/06/2024	13:00	13	26	53	30	3	1	0	0	0	0	0	0	0	0	0	0	0	0	0	126	21.8	27.5	20 to 30	65.9	1	0.8
11/06/2024	14:00	38	62	78	32	5	0	0	0	0	0	0	0	0	0	0	0	0	0	0	215	20	25.8	15 to 25	65.1	*	*
11/06/2024	15:00	23	61	80	28	5	0	0	0	0	0	0	0	0	0	0	0	0	0	0	197	20.6	25.5	15 to 25	71.6	*	*
11/06/2024	16:00	29	62	111	40	7	0	0	0	0	0	0	0	0	0	0	0	0	0	0	249	21.1	26.2	15 to 25	69.5	*	*
11/06/2024	17:00	41	91	143	42	2	2	0	0	0	0	0	0	0	0	0	0	0	0	0	321	20.4	24.9	15 to 25	72.9	2	0.6
11/06/2024	18:00	17	44	92	49	4	0	1	0	0	0	0	0	0	0	0	0	0	0	0	207	22	27.3	20 to 30	68.1	1	0.5
11/06/2024	19:00	4	19	35	25	4	1	0	0	0	0	0	0	0	0	0	0	0	0	0	88	23	28.4	20 to 30	68.2	1	1.1
11/06/2024	20:00	1	13	36	13	5	0	0	0	0	0	0	0	0	0	0	0	0	0	0	68	23	28.1	15 to 25	72.1	*	*
11/06/2024	21:00	3	7	22	10	0	0	0	0	0	0	0	0	0	0	0	0	0	0	0	42	21.9	27	20 to 30	76.2	*	*
11/06/2024	22:00	0	8	11	11	4	0	0	0	0	0	0	0	0	0	0	0	0	0	0	34	24	29.5	20 to 30	64.7	*	*
11/06/2024	23:00	0	2	6	2	1	1	0	0	0	0	0	0	0	0	0	0	0	0	0	12	24.3	30	15 to 25	66.7	1	8.3
24 Hr Summary		293	703	1149	472	73	11	3	0	0	0	0	0	0	0	0	0	0	0	0	2704	21.2	26.6	15 to 25	68.5	14	0.5

Incoming Histogram

2024 June Marsworth Road

from Mon-Apr-29-2024-11-00-AM to Wed-Jun-19-2024-02-59-PM

Date	Starting Hr:min	<15	15 to <20	20 to <25	25 to <30	30 to <35	35 to <40	40 to <45	45 to <50	50 to <55	55 to <60	60 to <65	65 to <70	70 to <75	75 to <80	80 to <85	85 to <90	90 to <95	95 to <100	100 to >105	Total Counts	Avg Speed (MPH)	85pct Speed	10MPH Pace	% in pace	# of Speeders	% Speeders	
12/06/2024	00:00	0	0	0	1	0	0	0	0	0	0	0	0	0	0	0	0	0	0	0	0	1	27	30	20 to 30	100.0	*	*
12/06/2024	01:00	0	0	1	0	2	0	0	0	0	0	0	0	0	0	0	0	0	0	0	0	3	28.7	35	25 to 35	66.7	*	*
12/06/2024	02:00	0	0	3	2	0	0	0	0	0	0	0	0	0	0	0	0	0	0	0	0	5	24.2	27.5	20 to 30	100.0	*	*
12/06/2024	03:00	0	1	1	1	0	0	0	0	0	0	0	0	0	0	0	0	0	0	0	0	3	22	30	15 to 25	66.7	*	*
12/06/2024	04:00	0	0	0	2	0	0	0	0	0	0	0	0	0	0	0	0	0	0	0	0	2	27.5	30	20 to 30	100.0	*	*
12/06/2024	05:00	3	1	4	9	3	2	1	0	0	0	0	0	0	0	0	0	0	0	0	0	23	26.2	35	20 to 30	56.5	3	13.0
12/06/2024	06:00	2	2	23	30	10	2	1	0	0	0	0	0	0	0	0	0	0	0	0	0	70	26.1	31.5	20 to 30	75.7	3	4.3
12/06/2024	07:00	20	45	82	48	7	0	0	0	0	0	0	0	0	0	0	0	0	0	0	0	202	21.7	27.6	20 to 30	64.4	*	*
12/06/2024	08:00	58	84	103	24	2	0	0	0	0	0	0	0	0	0	0	0	0	0	0	0	271	19	24.3	15 to 25	69.0	*	*
12/06/2024	09:00	16	32	49	22	4	0	0	0	0	0	0	0	0	0	0	0	0	0	0	0	123	21	26.8	15 to 25	65.9	*	*
12/06/2024	10:00	31	40	61	24	2	0	0	0	0	0	0	0	0	0	0	0	0	0	0	0	158	20	25.4	15 to 25	63.9	*	*
12/06/2024	11:00	11	45	71	20	0	0	0	0	0	0	0	0	0	0	0	0	0	0	0	0	147	20.8	24.9	15 to 25	78.9	*	*
12/06/2024	12:00	10	63	57	24	0	0	0	0	0	0	0	0	0	0	0	0	0	0	0	0	154	20.5	25.2	15 to 25	77.9	*	*
12/06/2024	13:00	14	45	76	26	2	0	0	0	0	0	0	0	0	0	0	0	0	0	0	0	163	21	25.8	15 to 25	74.2	*	*
12/06/2024	14:00	17	55	74	37	1	0	0	0	0	0	0	0	0	0	0	0	0	0	0	0	184	21.1	26.4	15 to 25	70.1	*	*
12/06/2024	15:00	39	55	52	26	6	1	0	0	0	0	0	0	0	0	0	0	0	0	0	0	179	19.6	26.2	15 to 25	59.8	1	0.6
12/06/2024	16:00	22	58	135	42	8	2	0	0	0	0	0	0	0	0	0	0	0	0	0	0	267	21.7	26.4	15 to 25	72.3	2	0.7
12/06/2024	17:00	32	68	151	52	5	0	0	1	0	0	0	0	0	0	0	0	0	0	0	0	309	21.4	26.2	15 to 25	70.9	1	0.3
12/06/2024	18:00	2	24	98	57	10	0	0	0	0	0	0	0	0	0	0	0	0	0	0	0	191	23.8	28.3	20 to 30	81.2	*	*
12/06/2024	19:00	0	23	70	38	8	0	1	0	0	0	0	0	0	0	0	0	0	0	0	0	140	23.7	28.4	20 to 30	77.1	1	0.7
12/06/2024	20:00	2	7	40	24	6	1	0	0	0	0	0	0	0	0	0	0	0	0	0	0	80	24.2	29	20 to 30	80.0	1	1.3
12/06/2024	21:00	0	10	19	13	3	1	1	0	0	0	0	0	0	0	0	0	0	0	0	0	47	24.1	29.2	20 to 30	68.1	2	4.3
12/06/2024	22:00	0	6	18	8	1	1	0	0	0	0	0	0	0	0	0	0	0	0	0	0	34	23.4	28.1	20 to 30	76.5	1	2.9
12/06/2024	23:00	0	4	1	2	0	0	0	0	0	0	0	0	0	0	0	0	0	0	0	0	7	20.7	27.5	15 to 25	71.4	*	*
24 Hr Summary		279	668	1189	532	80	10	4	1	0	0	0	0	0	0	0	0	0	0	0	0	2763	21.5	27	15 to 25	67.2	15	0.5

Incoming Histogram

2024 June Marsworth Road

from Mon-Apr-29-2024-11-00-AM to Wed-Jun-19-2024-02-59-PM

Date	Starting Hr:min	<15	15 to <20	20 to <25	25 to <30	30 to <35	35 to <40	40 to <45	45 to <50	50 to <55	55 to <60	60 to <65	65 to <70	70 to <75	75 to <80	80 to <85	85 to <90	90 to <95	95 to <100	100 to >105	Total Counts	Avg Speed (MPH)	85pct Speed	10MPH Pace	% in pace	# of Speeders	% Speeders
13/06/2024	00:00	0	1	0	3	0	0	0	0	0	0	0	0	0	0	0	0	0	0	0	4	24.8	28.3	20 to 30	75.0	*	*
13/06/2024	01:00	1	1	2	0	1	0	0	0	0	0	0	0	0	0	0	0	0	0	0	5	21.2	25	15 to 25	60.0	*	*
13/06/2024	02:00	0	0	2	1	1	0	0	0	0	0	0	0	0	0	0	0	0	0	0	4	25.8	30	20 to 30	75.0	*	*
13/06/2024	03:00	0	2	3	1	0	0	0	0	0	0	0	0	0	0	0	0	0	0	0	6	21.3	25	15 to 25	83.3	*	*
13/06/2024	04:00	1	1	3	2	2	0	0	0	0	0	0	0	0	0	0	0	0	0	0	9	23.8	32.5	20 to 30	55.6	*	*
13/06/2024	05:00	0	1	4	7	3	2	1	0	0	0	0	0	0	0	0	0	0	0	0	18	28.3	35	20 to 30	61.1	3	16.7
13/06/2024	06:00	1	4	12	34	6	1	1	0	0	0	0	0	0	0	0	0	0	0	0	59	26.4	29.9	20 to 30	78.0	2	3.4
13/06/2024	07:00	5	25	71	54	9	1	0	0	0	0	0	0	0	0	0	0	0	0	0	165	23.7	28.6	20 to 30	75.8	1	0.6
13/06/2024	08:00	20	84	97	29	1	2	0	0	0	0	0	0	0	0	0	0	0	0	0	233	20.5	24.8	15 to 25	77.7	2	0.9
13/06/2024	09:00	17	50	63	29	2	0	0	0	0	0	0	0	0	0	0	0	0	0	0	161	20.8	26.2	15 to 25	70.2	*	*
13/06/2024	10:00	28	51	76	20	1	0	0	0	0	0	0	0	0	0	0	0	0	0	0	176	19.9	24.7	15 to 25	72.2	*	*
13/06/2024	11:00	11	57	61	22	2	0	0	0	0	0	0	0	0	0	0	0	0	0	0	153	20.7	25.2	15 to 25	77.1	*	*
13/06/2024	12:00	18	47	60	24	3	0	0	0	0	0	0	0	0	0	0	0	0	0	0	152	20.5	25.8	15 to 25	70.4	*	*
13/06/2024	13:00	5	26	78	30	6	0	0	0	0	0	0	0	0	0	0	0	0	0	0	145	22.7	27.3	20 to 30	74.5	*	*
13/06/2024	14:00	10	54	80	30	2	0	0	0	0	0	0	0	0	0	0	0	0	0	0	176	21.3	26	15 to 25	76.1	*	*
13/06/2024	15:00	28	53	90	39	1	0	0	0	0	0	0	0	0	0	0	0	0	0	0	211	20.7	26	15 to 25	67.8	*	*
13/06/2024	16:00	36	74	91	42	9	0	0	0	0	0	0	0	0	0	0	0	0	0	0	252	20.6	26.5	15 to 25	65.5	*	*
13/06/2024	17:00	38	73	128	40	5	0	0	0	0	0	0	0	0	0	0	0	0	0	0	284	20.5	25.2	15 to 25	70.8	*	*
13/06/2024	18:00	13	36	87	50	6	0	0	0	0	0	0	0	0	0	0	0	0	0	0	192	22.4	27.7	20 to 30	71.4	*	*
13/06/2024	19:00	8	25	42	24	3	0	1	0	0	0	0	0	0	0	0	0	0	0	0	103	22	27.7	15 to 25	65.0	1	1.0
13/06/2024	20:00	4	9	34	20	3	1	0	0	0	0	0	0	0	0	0	0	0	0	0	71	23.2	28.2	20 to 30	76.1	1	1.4
13/06/2024	21:00	7	11	34	6	3	1	0	0	0	0	0	0	0	0	0	0	0	0	0	62	21	25.8	15 to 25	72.6	1	1.6
13/06/2024	22:00	8	7	21	8	0	0	0	0	0	0	0	0	0	0	0	0	0	0	0	44	20	25.6	20 to 30	65.9	*	*
13/06/2024	23:00	0	0	7	5	1	1	0	0	0	0	0	0	0	0	0	0	0	0	0	14	25.8	30	20 to 30	85.7	1	7.1
24 Hr Summary		259	692	1146	520	70	9	3	0	0	0	0	0	0	0	0	0	0	0	0	2699	21.4	26.9	15 to 25	68.1	12	0.4

Incoming Histogram

2024 June Marsworth Road

from Mon-Apr-29-2024-11-00-AM to Wed-Jun-19-2024-02-59-PM

Date	Starting Hr:min	<15	15 to <20	20 to <25	25 to <30	30 to <35	35 to <40	40 to <45	45 to <50	50 to <55	55 to <60	60 to <65	65 to <70	70 to <75	75 to <80	80 to <85	85 to <90	90 to <95	95 to <100	100 to >105	Total Counts	Avg Speed (MPH)	85pct Speed	10MPH Pace	% in pace	# of Speeders	% Speeders	
14/06/2024	00:00	0	1	2	2	0	0	0	0	0	0	0	0	0	0	0	0	0	0	0	0	5	23	27.5	20 to 30	80.0	*	*
14/06/2024	01:00	0	0	2	0	0	0	0	0	0	0	0	0	0	0	0	0	0	0	0	0	2	22.5	25	15 to 25	100.0	*	*
14/06/2024	02:00	1	1	1	0	0	0	0	0	0	0	0	0	0	0	0	0	0	0	0	0	3	17	25	10 to 20	66.7	*	*
14/06/2024	03:00	0	0	4	1	0	0	0	0	0	0	0	0	0	0	0	0	0	0	0	0	5	23.4	25	20 to 30	100.0	*	*
14/06/2024	04:00	0	0	1	2	0	0	0	0	0	0	0	0	0	0	0	0	0	0	0	0	3	25.7	30	20 to 30	100.0	*	*
14/06/2024	05:00	1	2	6	9	4	0	1	0	0	0	0	0	0	0	0	0	0	0	0	0	23	26	32.5	20 to 30	65.2	1	4.3
14/06/2024	06:00	0	2	15	17	6	1	0	0	0	0	0	0	0	0	0	0	0	0	0	0	41	26.1	30.8	20 to 30	78.0	1	2.4
14/06/2024	07:00	1	13	68	42	8	0	0	0	0	0	0	0	0	0	0	0	0	0	0	0	132	24.1	28.6	20 to 30	83.3	*	*
14/06/2024	08:00	39	85	107	32	8	0	0	0	0	0	0	0	0	0	0	0	0	0	0	0	271	20.2	25	15 to 25	70.8	*	*
14/06/2024	09:00	24	36	59	20	2	0	0	0	0	0	0	0	0	0	0	0	0	0	0	0	141	20.1	25.2	15 to 25	67.4	*	*
14/06/2024	10:00	16	53	67	16	2	0	0	0	0	0	0	0	0	0	0	0	0	0	0	0	154	20.3	24.6	15 to 25	77.9	*	*
14/06/2024	11:00	28	60	78	41	7	0	0	0	0	0	0	0	0	0	0	0	0	0	0	0	214	20.9	27	15 to 25	64.5	*	*
14/06/2024	12:00	7	40	103	36	4	0	0	0	0	0	0	0	0	0	0	0	0	0	0	0	190	22.2	26.7	15 to 25	75.3	*	*
14/06/2024	13:00	72	20	50	39	6	0	0	0	0	0	0	0	0	0	0	0	0	0	0	0	187	18	27.2	20 to 30	47.6	*	*
14/06/2024	14:00	16	31	90	40	1	0	0	0	0	0	0	0	0	0	0	0	0	0	0	0	178	21.8	26.8	20 to 30	73.0	*	*
14/06/2024	15:00	154	34	53	23	2	0	0	0	0	0	0	0	0	0	0	0	0	0	0	0	266	15.1	23.6	5 to 15	57.9	*	*
14/06/2024	16:00	63	43	94	42	2	0	0	0	0	0	0	0	0	0	0	0	0	0	0	0	244	18.9	25.8	15 to 25	56.1	*	*
14/06/2024	17:00	0	17	139	74	5	2	0	0	0	0	0	0	0	0	0	0	0	0	0	0	237	24	28	20 to 30	89.9	2	0.8
14/06/2024	18:00	1	16	92	56	12	0	0	0	0	0	0	0	0	0	0	0	0	0	0	0	177	24.2	28.7	20 to 30	83.6	*	*
14/06/2024	19:00	2	9	55	29	5	0	0	0	0	0	0	0	0	0	0	0	0	0	0	0	100	23.7	28.3	20 to 30	84.0	*	*
14/06/2024	20:00	0	8	42	20	8	1	0	0	0	0	0	0	0	0	0	0	0	0	0	0	79	24.4	29.2	20 to 30	78.5	1	1.3
14/06/2024	21:00	2	11	33	12	1	1	0	0	0	0	0	0	0	0	0	0	0	0	0	0	60	22.6	27.1	20 to 30	75.0	1	1.7
14/06/2024	22:00	0	11	17	4	2	0	0	0	0	0	0	0	0	0	0	0	0	0	0	0	34	21.9	26.2	15 to 25	82.4	*	*
14/06/2024	23:00	0	3	14	3	1	1	0	0	0	0	0	0	0	0	0	0	0	0	0	0	22	23.5	28.3	15 to 25	77.3	1	4.5
24 Hr Summary		427	496	1192	560	86	6	1	0	0	0	0	0	0	0	0	0	0	0	0	0	2768	21	27.1	20 to 30	63.3	7	0.3

Incoming Histogram

2024 June Marsworth Road

from Mon-Apr-29-2024-11-00-AM to Wed-Jun-19-2024-02-59-PM

Date	Starting Hr:min	<15	15 to <20	20 to <25	25 to <30	30 to <35	35 to <40	40 to <45	45 to <50	50 to <55	55 to <60	60 to <65	65 to <70	70 to <75	75 to <80	80 to <85	85 to <90	90 to <95	95 to <100	100 to >105	Total Counts	Avg Speed (MPH)	85pct Speed	10MPH Pace	% in pace	# of Speeders	% Speeders	
15/06/2024	00:00	3	0	7	5	0	2	0	0	0	0	0	0	0	0	0	0	0	0	0	0	17	23.1	29	20 to 30	70.6	2	11.8
15/06/2024	01:00	0	0	3	2	0	0	0	0	0	0	0	0	0	0	0	0	0	0	0	0	5	24.2	27.5	20 to 30	100.0	*	*
15/06/2024	02:00	71	3	1	0	0	0	0	0	0	0	0	0	0	0	0	0	0	0	0	0	75	10.1	13.8	5 to 15	94.7	*	*
15/06/2024	03:00	45	0	2	3	0	0	0	0	0	0	0	0	0	0	0	0	0	0	0	0	50	10.1	13.1	5 to 15	90.0	*	*
15/06/2024	04:00	0	0	1	2	0	0	0	0	0	0	0	0	0	0	0	0	0	0	0	0	3	25.7	30	20 to 30	100.0	*	*
15/06/2024	05:00	0	0	2	5	2	0	0	0	0	0	0	0	0	0	0	0	0	0	0	0	9	27.2	32.5	20 to 30	77.8	*	*
15/06/2024	06:00	0	3	9	14	6	1	0	0	0	0	0	0	0	0	0	0	0	0	0	0	33	26.3	31.7	20 to 30	69.7	1	3.0
15/06/2024	07:00	1	5	28	15	2	0	0	0	0	0	0	0	0	0	0	0	0	0	0	0	51	23.6	28	20 to 30	84.3	*	*
15/06/2024	08:00	22	8	53	33	3	0	0	0	0	0	0	0	0	0	0	0	0	0	0	0	119	21.1	27.7	20 to 30	72.3	*	*
15/06/2024	09:00	4	21	71	34	8	0	0	0	0	0	0	0	0	0	0	0	0	0	0	0	138	23.2	28.1	20 to 30	76.1	*	*
15/06/2024	10:00	19	47	97	28	2	0	0	0	0	0	0	0	0	0	0	0	0	0	0	0	193	20.8	25.2	15 to 25	74.6	*	*
15/06/2024	11:00	42	42	70	31	2	0	0	0	0	0	0	0	0	0	0	0	0	0	0	0	187	19.5	25.8	15 to 25	59.9	*	*
15/06/2024	12:00	81	52	46	14	3	0	0	0	0	0	0	0	0	0	0	0	0	0	0	0	196	16.9	23.7	10 to 20	55.1	*	*
15/06/2024	13:00	20	36	79	24	2	0	0	0	0	0	0	0	0	0	0	0	0	0	0	0	161	20.7	25.4	15 to 25	71.4	*	*
15/06/2024	14:00	17	48	70	16	5	0	0	0	0	0	0	0	0	0	0	0	0	0	0	0	156	20.6	24.9	15 to 25	75.6	*	*
15/06/2024	15:00	11	23	63	30	3	0	0	0	0	0	0	0	0	0	0	0	0	0	0	0	130	22	27.2	20 to 30	71.5	*	*
15/06/2024	16:00	24	36	53	27	5	0	0	0	0	0	0	0	0	0	0	0	0	0	0	0	145	20.9	26.9	15 to 25	61.4	*	*
15/06/2024	17:00	15	44	73	27	4	0	0	0	0	0	0	0	0	0	0	0	0	0	0	0	163	21.1	26.3	15 to 25	71.8	*	*
15/06/2024	18:00	4	33	57	26	5	1	0	0	0	0	0	0	0	0	0	0	0	0	0	0	126	22.3	27.5	15 to 25	71.4	1	0.8
15/06/2024	19:00	7	18	48	25	2	0	0	0	0	0	0	0	0	0	0	0	0	0	0	0	100	22.2	27.4	20 to 30	73.0	*	*
15/06/2024	20:00	2	11	31	23	2	0	0	0	0	0	0	0	0	0	0	0	0	0	0	0	69	23.3	28.3	20 to 30	78.3	*	*
15/06/2024	21:00	3	3	24	11	0	1	0	0	0	0	0	0	0	0	0	0	0	0	0	0	42	23	27.7	20 to 30	83.3	1	2.4
15/06/2024	22:00	1	7	29	6	2	1	0	0	0	0	0	0	0	0	0	0	0	0	0	0	46	22.8	26.7	15 to 25	78.3	1	2.2
15/06/2024	23:00	2	3	9	0	0	0	0	0	0	0	0	0	0	0	0	0	0	0	0	0	14	19.8	23.9	15 to 25	85.7	*	*
24 Hr Summary		394	443	926	401	58	6	0	0	0	0	0	0	0	0	0	0	0	0	0	0	2228	20.5	26.6	15 to 25	61.4	6	0.3

Incoming Histogram

2024 June Marsworth Road

from Mon-Apr-29-2024-11-00-AM to Wed-Jun-19-2024-02-59-PM

Date	Starting Hr:min	<15	15 to <20	20 to <25	25 to <30	30 to <35	35 to <40	40 to <45	45 to <50	50 to <55	55 to <60	60 to <65	65 to <70	70 to <75	75 to <80	80 to <85	85 to <90	90 to <95	95 to <100	100 to >105	Total Counts	Avg Speed (MPH)	85pct Speed	10MPH Pace	% in pace	# of Speeders	% Speeders	
16/06/2024	00:00	1	9	5	1	1	0	0	0	0	0	0	0	0	0	0	0	0	0	0	0	17	19.9	24	15 to 25	82.4	*	*
16/06/2024	01:00	0	0	1	5	0	0	0	0	0	0	0	0	0	0	0	0	0	0	0	0	6	26.5	29	20 to 30	100.0	*	*
16/06/2024	02:00	0	0	4	0	0	0	0	0	0	0	0	0	0	0	0	0	0	0	0	0	4	22.3	23.8	15 to 25	100.0	*	*
16/06/2024	03:00	0	0	3	0	0	0	0	0	0	0	0	0	0	0	0	0	0	0	0	0	3	22.3	25	15 to 25	100.0	*	*
16/06/2024	04:00	0	0	4	1	0	0	0	0	0	0	0	0	0	0	0	0	0	0	0	0	5	23.4	25	20 to 30	100.0	*	*
16/06/2024	05:00	0	0	4	4	0	0	0	0	0	0	0	0	0	0	0	0	0	0	0	0	8	24.9	28.8	20 to 30	100.0	*	*
16/06/2024	06:00	0	2	5	10	2	1	0	0	0	0	0	0	0	0	0	0	0	0	0	0	20	26	30	20 to 30	75.0	1	5.0
16/06/2024	07:00	3	3	17	10	2	0	0	0	0	0	0	0	0	0	0	0	0	0	0	0	35	22.9	28.5	20 to 30	77.1	*	*
16/06/2024	08:00	6	11	38	13	4	0	0	0	0	0	0	0	0	0	0	0	0	0	0	0	72	22	27.3	20 to 30	70.8	*	*
16/06/2024	09:00	7	26	31	20	3	0	0	0	0	0	0	0	0	0	0	0	0	0	0	0	87	21.6	27.5	15 to 25	65.5	*	*
16/06/2024	10:00	6	37	54	28	2	0	0	0	0	0	0	0	0	0	0	0	0	0	0	0	127	21.8	27	15 to 25	71.7	*	*
16/06/2024	11:00	16	55	66	21	0	0	0	0	0	0	0	0	0	0	0	0	0	0	0	0	158	20.2	24.8	15 to 25	76.6	*	*
16/06/2024	12:00	4	29	63	30	2	2	0	0	0	0	0	0	0	0	0	0	0	0	0	0	130	22.5	27.3	20 to 30	71.5	2	1.5
16/06/2024	13:00	11	65	93	22	2	0	0	0	0	0	0	0	0	0	0	0	0	0	0	0	193	20.8	24.7	15 to 25	81.9	*	*
16/06/2024	14:00	14	77	117	22	2	1	0	0	0	0	0	0	0	0	0	0	0	0	0	0	233	20.8	24.6	15 to 25	83.3	1	0.4
16/06/2024	15:00	14	84	135	35	2	0	0	0	0	0	0	0	0	0	0	0	0	0	0	0	270	21.1	24.9	15 to 25	81.1	*	*
16/06/2024	16:00	30	79	129	27	5	0	0	0	0	0	0	0	0	0	0	0	0	0	0	0	270	20.4	24.7	15 to 25	77.0	*	*
16/06/2024	17:00	17	59	91	23	4	0	0	0	0	0	0	0	0	0	0	0	0	0	0	0	194	20.8	24.9	15 to 25	77.3	*	*
16/06/2024	18:00	2	33	48	17	3	0	0	0	0	0	0	0	0	0	0	0	0	0	0	0	103	21.8	26.5	15 to 25	78.6	*	*
16/06/2024	19:00	2	20	46	24	6	1	0	0	0	0	0	0	0	0	0	0	0	0	0	0	99	23.2	28.3	20 to 30	70.7	1	1.0
16/06/2024	20:00	0	9	19	10	6	2	0	0	0	0	0	0	0	0	0	0	0	0	0	0	46	24.5	30.8	20 to 30	63.0	2	4.3
16/06/2024	21:00	0	1	13	14	0	0	0	0	1	0	0	0	0	0	0	0	0	0	0	0	29	25.7	28.9	20 to 30	93.1	1	3.4
16/06/2024	22:00	1	8	11	8	1	0	0	0	0	0	0	0	0	0	0	0	0	0	0	0	29	22.3	28.1	15 to 25	65.5	*	*
16/06/2024	23:00	1	4	6	5	1	0	0	0	0	0	0	0	0	0	0	0	0	0	0	0	17	22.6	28	20 to 30	64.7	*	*
24 Hr Summary		135	611	1003	350	48	7	0	0	1	0	0	0	0	0	0	0	0	0	0	0	2155	21.4	26.2	15 to 25	74.9	8	0.4

Incoming Histogram

2024 June Marsworth Road

from Mon-Apr-29-2024-11-00-AM to Wed-Jun-19-2024-02-59-PM

Date	Starting Hr:min	<15	15 to <20	20 to <25	25 to <30	30 to <35	35 to <40	40 to <45	45 to <50	50 to <55	55 to <60	60 to <65	65 to <70	70 to <75	75 to <80	80 to <85	85 to <90	90 to <95	95 to <100	100 to >105	Total Counts	Avg Speed (MPH)	85pct Speed	10MPH Pace	% in pace	# of Speeders	% Speeders	
17/06/2024	00:00	0	0	3	1	0	2	0	0	0	0	0	0	0	0	0	0	0	0	0	0	6	28	37.5	20 to 30	66.7	2	33.3
17/06/2024	01:00	0	0	5	0	0	0	0	0	0	0	0	0	0	0	0	0	0	0	0	0	5	22.4	24	15 to 25	100.0	*	*
17/06/2024	02:00	0	0	1	0	0	0	0	0	0	0	0	0	0	0	0	0	0	0	0	0	1	22	25	15 to 25	100.0	*	*
17/06/2024	03:00	0	1	3	0	1	0	0	0	0	0	0	0	0	0	0	0	0	0	0	0	5	23.2	25	15 to 25	80.0	*	*
17/06/2024	04:00	0	0	2	1	2	0	0	0	0	0	0	0	0	0	0	0	0	0	0	0	5	27.2	32.5	20 to 30	60.0	*	*
17/06/2024	05:00	1	3	4	6	2	1	1	0	0	0	0	0	0	0	0	0	0	0	0	0	18	25.6	32.5	20 to 30	55.6	2	11.1
17/06/2024	06:00	0	6	19	27	7	4	2	0	0	0	0	0	0	0	0	0	0	0	0	0	65	26.6	32.1	20 to 30	70.8	6	9.2
17/06/2024	07:00	17	29	66	42	3	3	1	0	0	0	0	0	0	0	0	0	0	0	0	0	161	22.3	28	20 to 30	67.1	4	2.5
17/06/2024	08:00	37	72	101	32	4	0	0	0	0	0	0	0	0	0	0	0	0	0	0	0	246	20.1	25	15 to 25	70.3	*	*
17/06/2024	09:00	16	37	58	29	1	0	0	0	0	0	0	0	0	0	0	0	0	0	0	0	141	20.9	26.6	15 to 25	67.4	*	*
17/06/2024	10:00	16	31	75	33	5	0	0	0	0	0	0	0	0	0	0	0	0	0	0	0	160	21.7	27.1	20 to 30	67.5	*	*
17/06/2024	11:00	11	40	55	30	2	0	0	0	0	0	0	0	0	0	0	0	0	0	0	0	138	21.4	26.8	15 to 25	68.8	*	*
17/06/2024	12:00	13	51	73	37	3	0	0	0	0	0	0	0	0	0	0	0	0	0	0	0	177	21.4	26.8	15 to 25	70.1	*	*
17/06/2024	13:00	8	36	85	41	0	0	0	0	0	0	0	0	0	0	0	0	0	0	0	0	170	22.1	26.8	20 to 30	74.1	*	*
17/06/2024	14:00	7	50	81	37	2	0	0	0	0	0	0	0	0	0	0	0	0	0	0	0	177	21.8	26.6	15 to 25	74.0	*	*
17/06/2024	15:00	20	61	89	19	0	0	0	0	0	0	0	0	0	0	0	0	0	0	0	0	189	20.2	24.5	15 to 25	79.4	*	*
17/06/2024	16:00	30	90	107	30	0	1	0	0	0	0	0	0	0	0	0	0	0	0	0	0	258	20.1	24.6	15 to 25	76.4	1	0.4
17/06/2024	17:00	48	115	121	33	3	1	0	0	0	0	0	0	0	0	0	0	0	0	0	0	321	19.8	24.5	15 to 25	73.5	1	0.3
17/06/2024	18:00	28	41	74	30	4	0	0	0	0	0	0	0	0	0	0	0	0	0	0	0	177	20.6	26.2	15 to 25	65.0	*	*
17/06/2024	19:00	12	25	61	20	2	0	0	0	0	0	0	0	0	0	0	0	0	0	0	0	120	21.4	26	15 to 25	71.7	*	*
17/06/2024	20:00	2	17	34	13	5	2	0	0	0	0	0	0	0	0	0	0	0	0	0	0	73	23	28.5	15 to 25	69.9	2	2.7
17/06/2024	21:00	4	19	28	14	3	1	0	0	0	0	0	0	0	0	0	0	0	0	0	0	69	22.1	27.9	15 to 25	68.1	1	1.4
17/06/2024	22:00	1	7	11	5	2	1	0	0	0	0	0	0	0	0	0	0	0	0	0	0	27	22.9	29	15 to 25	66.7	1	3.7
17/06/2024	23:00	0	0	3	3	0	0	0	0	0	0	0	0	0	0	0	0	0	0	0	0	6	24.7	28.3	20 to 30	100.0	*	*
24 Hr Summary		271	731	1159	483	51	16	4	0	0	0	0	0	0	0	0	0	0	0	0	0	2715	21.2	26.5	15 to 25	69.6	20	0.7

Incoming Histogram

2024 June Marsworth Road

from Mon-Apr-29-2024-11-00-AM to Wed-Jun-19-2024-02-59-PM

Date	Starting Hr:min	<15	15 to <20	20 to <25	25 to <30	30 to <35	35 to <40	40 to <45	45 to <50	50 to <55	55 to <60	60 to <65	65 to <70	70 to <75	75 to <80	80 to <85	85 to <90	90 to <95	95 to <100	100 to >105	Total Counts	Avg Speed (MPH)	85pct Speed	10MPH Pace	% in pace	# of Speeders	% Speeders
18/06/2024	00:00	0	1	0	1	0	0	0	0	0	0	0	0	0	0	0	0	0	0	0	2	22	30	10 to 20	50.0	*	*
18/06/2024	01:00	0	1	3	0	1	0	0	0	0	0	0	0	0	0	0	0	0	0	0	5	23.2	25	15 to 25	80.0	*	*
18/06/2024	02:00	0	4	3	0	0	0	0	0	0	0	0	0	0	0	0	0	0	0	0	7	19.4	23.3	15 to 25	100.0	*	*
18/06/2024	03:00	0	1	3	1	0	0	0	0	0	0	0	0	0	0	0	0	0	0	0	5	22.2	25	15 to 25	80.0	*	*
18/06/2024	04:00	0	2	1	2	1	0	0	0	0	0	0	0	0	0	0	0	0	0	0	6	23.7	30	15 to 25	50.0	*	*
18/06/2024	05:00	1	2	9	6	5	1	0	0	0	0	0	0	0	0	0	0	0	0	0	24	25.4	32	20 to 30	62.5	1	4.2
18/06/2024	06:00	2	9	22	29	4	2	0	0	1	0	0	0	0	0	0	0	0	0	0	69	25	29.5	20 to 30	73.9	3	4.3
18/06/2024	07:00	38	46	75	32	8	1	0	0	0	0	0	0	0	0	0	0	0	0	0	200	20.6	26.7	15 to 25	60.5	1	0.5
18/06/2024	08:00	48	94	84	21	3	0	0	0	0	0	0	0	0	0	0	0	0	0	0	250	19	24.2	15 to 25	71.2	*	*
18/06/2024	09:00	30	50	49	18	3	0	0	0	0	0	0	0	0	0	0	0	0	0	0	150	19.5	24.9	15 to 25	66.0	*	*
18/06/2024	10:00	28	42	47	22	0	0	0	0	0	0	0	0	0	0	0	0	0	0	0	139	19.6	25.2	15 to 25	64.0	*	*
18/06/2024	11:00	31	49	74	24	1	0	2	0	0	0	0	0	0	0	0	0	0	0	0	181	20.3	25	15 to 25	68.0	2	1.1
18/06/2024	12:00	17	47	95	23	0	0	0	0	0	0	0	0	0	0	0	0	0	0	0	182	20.9	24.8	15 to 25	78.0	*	*
18/06/2024	13:00	17	33	79	23	5	0	0	0	0	0	0	0	0	0	0	0	0	0	0	157	21.4	25.9	15 to 25	71.3	*	*
18/06/2024	14:00	10	49	71	25	5	1	0	0	0	0	0	0	0	0	0	0	0	0	0	161	21.5	26.4	15 to 25	74.5	1	0.6
18/06/2024	15:00	29	63	79	22	0	0	0	0	0	0	0	0	0	0	0	0	0	0	0	193	19.8	24.6	15 to 25	73.6	*	*
18/06/2024	16:00	35	62	121	41	2	0	0	0	0	0	0	0	0	0	0	0	0	0	0	261	20.7	25.5	15 to 25	70.1	*	*
18/06/2024	17:00	8	67	152	52	4	1	0	0	0	0	0	0	0	0	0	0	0	0	0	284	22.1	26.3	15 to 25	77.1	1	0.4
18/06/2024	18:00	4	44	125	41	5	0	0	0	0	0	0	0	0	0	0	0	0	0	0	219	22.4	26.6	15 to 25	77.2	*	*
18/06/2024	19:00	0	27	66	35	7	3	0	0	0	0	0	0	0	0	0	0	0	0	0	138	23.6	28.4	20 to 30	73.2	3	2.2
18/06/2024	20:00	0	9	30	31	5	1	0	0	0	0	0	0	0	0	0	0	0	0	0	76	24.8	29.2	20 to 30	80.3	1	1.3
18/06/2024	21:00	2	6	21	26	6	0	1	0	0	0	0	0	0	0	0	0	0	0	0	62	25	29.6	20 to 30	75.8	1	1.6
18/06/2024	22:00	3	4	19	8	1	0	1	0	0	0	0	0	0	0	0	0	0	0	0	36	23	28.1	20 to 30	75.0	1	2.8
18/06/2024	23:00	0	3	10	4	6	0	0	0	0	0	0	0	0	0	0	0	0	0	0	23	25.1	32.5	20 to 30	60.9	*	*
24 Hr Summary		303	715	1238	487	72	10	4	0	1	0	0	0	0	0	0	0	0	0	0	2830	21.3	26.5	15 to 25	69.0	15	0.5

Incoming Histogram

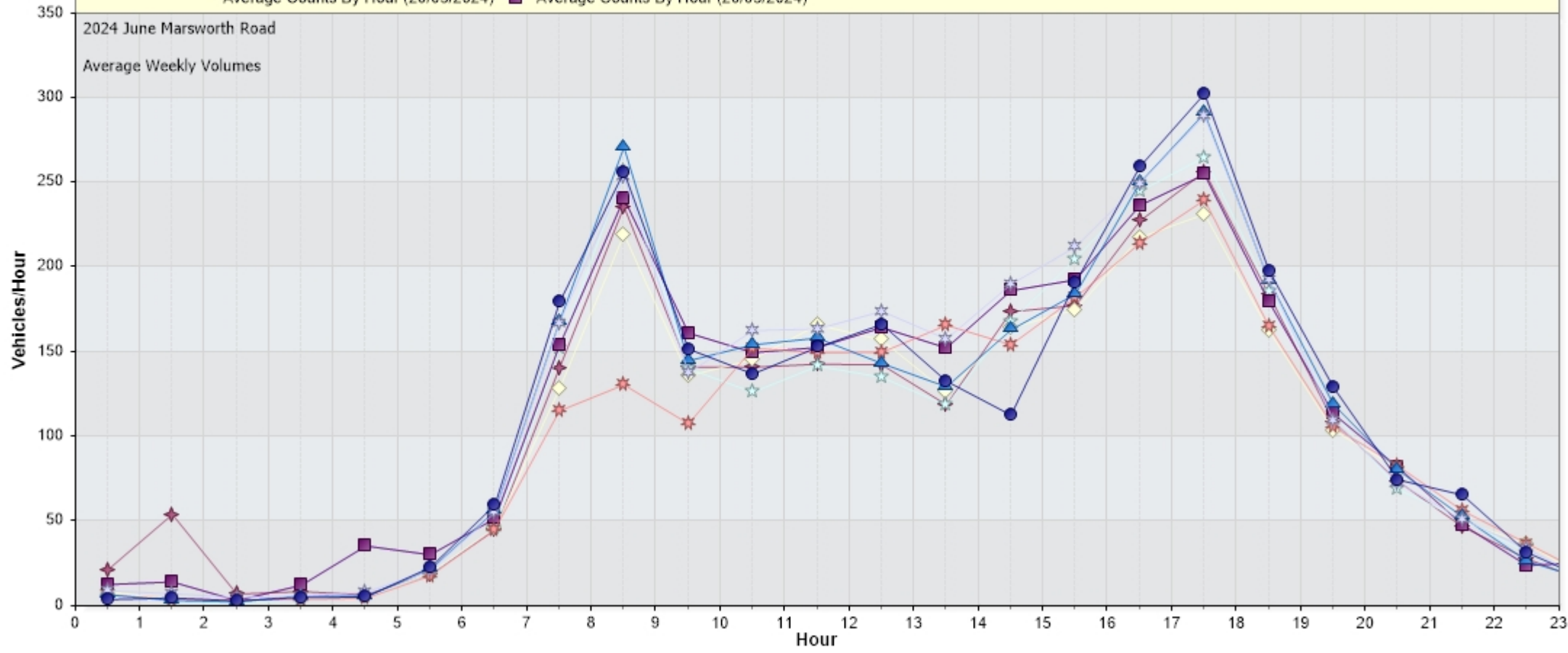
2024 June Marsworth Road

from Mon-Apr-29-2024-11-00-AM to Wed-Jun-19-2024-02-59-PM

Date	Starting Hr:min	<15	15 to <20	20 to <25	25 to <30	30 to <35	35 to <40	40 to <45	45 to <50	50 to <55	55 to <60	60 to <65	65 to <70	70 to <75	75 to <80	80 to <85	85 to <90	90 to <95	95 to <100	100 to >105	Total Counts	Avg Speed (MPH)	85pct Speed	10MPH Pace	% in pace	# of Speeders	% Speeders		
19/06/2024	00:00	0	0	2	0	1	0	0	0	0	0	0	0	0	0	0	0	0	0	0	0	3	25.3	35	15 to 25	66.7	*	*	
19/06/2024	01:00	0	0	1	3	0	0	0	0	0	0	0	0	0	0	0	0	0	0	0	0	4	26	28.3	20 to 30	100.0	*	*	
19/06/2024	02:00	0	0	0	1	0	0	0	0	0	0	0	0	0	0	0	0	0	0	0	0	1	27	30	20 to 30	100.0	*	*	
19/06/2024	03:00	0	2	1	2	0	0	0	0	0	0	0	0	0	0	0	0	0	0	0	0	5	22.2	27.5	15 to 25	60.0	*	*	
19/06/2024	04:00	0	0	3	1	1	0	0	0	0	0	0	0	0	0	0	0	0	0	0	0	5	25	30	20 to 30	80.0	*	*	
19/06/2024	05:00	1	0	6	11	6	2	0	0	0	0	0	0	0	0	0	0	0	0	0	0	26	27.5	33.3	20 to 30	65.4	2	7.7	
19/06/2024	06:00	0	2	17	18	6	2	0	0	0	0	0	0	0	0	0	0	0	0	0	0	45	26.2	30.8	20 to 30	77.8	2	4.4	
19/06/2024	07:00	2	16	86	59	13	1	0	0	0	0	0	0	0	0	0	0	0	0	0	0	177	24.4	28.9	20 to 30	81.9	1	0.6	
19/06/2024	08:00	16	70	140	41	6	0	0	0	0	0	0	0	0	0	0	0	0	0	0	0	273	21.6	25.7	15 to 25	76.9	*	*	
19/06/2024	09:00	14	39	79	29	3	0	0	0	0	0	0	0	0	0	0	0	0	0	0	0	164	21.4	26.2	15 to 25	72.0	*	*	
19/06/2024	10:00	14	33	46	17	2	0	0	0	0	0	0	0	0	0	0	0	0	0	0	0	112	20.5	25.6	15 to 25	70.5	*	*	
19/06/2024	11:00	18	40	55	23	3	0	0	0	0	0	0	0	0	0	0	0	0	0	0	0	139	20.7	26.1	15 to 25	68.3	*	*	
19/06/2024	12:00	12	36	71	20	0	1	0	0	0	0	0	0	0	0	0	0	0	0	0	0	140	21.1	25	15 to 25	76.4	1	0.7	
19/06/2024	13:00	0	12	37	18	4	0	0	0	0	0	0	0	0	0	0	0	0	0	0	0	71	23.4	28.1	20 to 30	77.5	*	*	
19/06/2024	14:00	0	0	0	0	0	0	0	0	0	0	0	0	0	0	0	0	0	0	0	0	0	0	0	*	*	*	*	
19/06/2024	15:00	*	*	*	*	*	*	*	*	*	*	*	*	*	*	*	*	*	*	*	*	*	*	*	*	*	*	*	*
19/06/2024	16:00	*	*	*	*	*	*	*	*	*	*	*	*	*	*	*	*	*	*	*	*	*	*	*	*	*	*	*	*
19/06/2024	17:00	*	*	*	*	*	*	*	*	*	*	*	*	*	*	*	*	*	*	*	*	*	*	*	*	*	*	*	*
19/06/2024	18:00	*	*	*	*	*	*	*	*	*	*	*	*	*	*	*	*	*	*	*	*	*	*	*	*	*	*	*	*
19/06/2024	19:00	*	*	*	*	*	*	*	*	*	*	*	*	*	*	*	*	*	*	*	*	*	*	*	*	*	*	*	*
19/06/2024	20:00	*	*	*	*	*	*	*	*	*	*	*	*	*	*	*	*	*	*	*	*	*	*	*	*	*	*	*	*
19/06/2024	21:00	*	*	*	*	*	*	*	*	*	*	*	*	*	*	*	*	*	*	*	*	*	*	*	*	*	*	*	*
19/06/2024	22:00	*	*	*	*	*	*	*	*	*	*	*	*	*	*	*	*	*	*	*	*	*	*	*	*	*	*	*	*
19/06/2024	23:00	*	*	*	*	*	*	*	*	*	*	*	*	*	*	*	*	*	*	*	*	*	*	*	*	*	*	*	*
24 Hr Summary		77	250	544	243	45	6	0	0	0	0	0	0	0	0	0	0	0	0	0	0	1165	22.2	27.4	15 to 25	68.2	6	0.5	

Incoming: Average Hourly Volume for Week of 17/06/2024

- Average Counts By Hour (20/05/2024) —○— Average Counts By Hour (27/05/2024) —*— Average Counts By Hour (27/05/2024)
- Average Counts By Hour (29/04/2024) —◆— Average Counts By Hour (29/04/2024) —*— Average Counts By Hour (03/06/2024) —▲— Average Counts By Hour (03/06/2024)
- Average Counts By Hour (06/05/2024) —◇— Average Counts By Hour (06/05/2024) —*— Average Counts By Hour (10/06/2024) —☆— Average Counts By Hour (10/06/2024)
- Average Counts By Hour (13/05/2024) —★— Average Counts By Hour (13/05/2024) —*— Average Counts By Hour (17/06/2024) —●— Average Counts By Hour (17/06/2024)
- Average Counts By Hour (20/05/2024) —■— Average Counts By Hour (20/05/2024) —*—

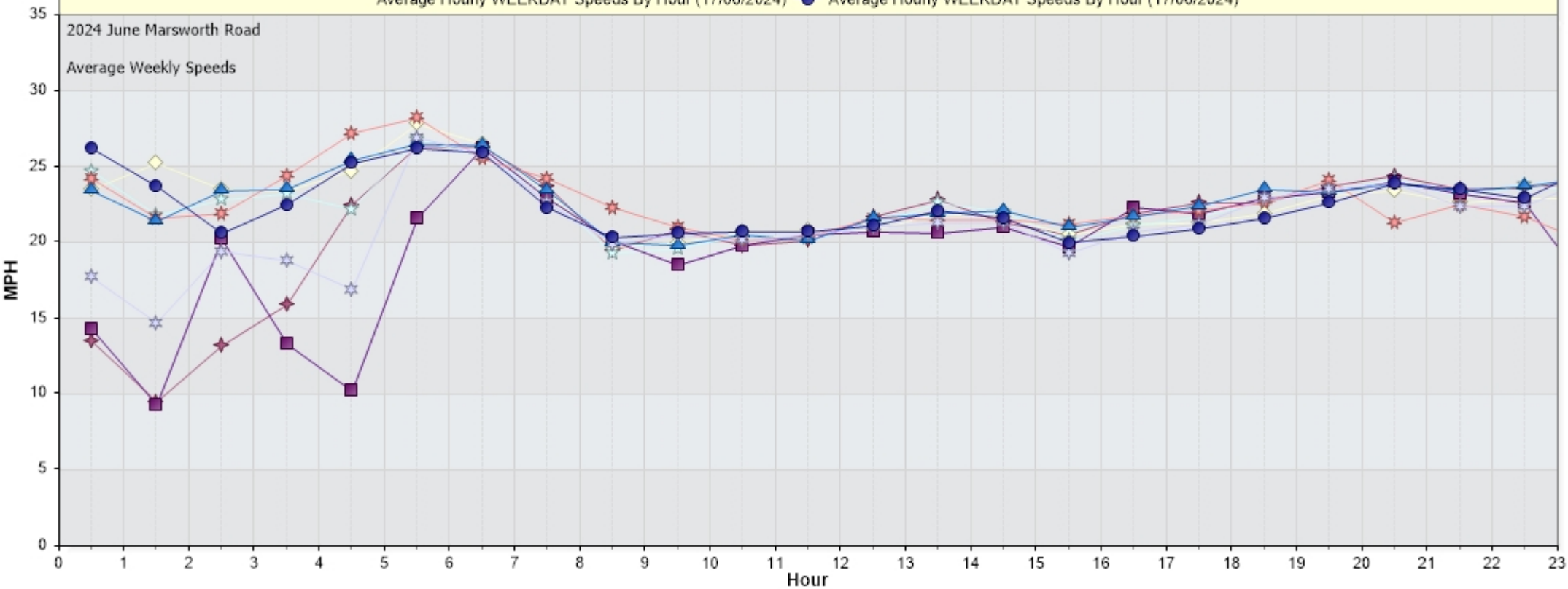


Incoming: Average Hourly WEEKDAY Speeds for Week of 17/06/2024

- Average Hourly WEEKDAY Speeds By Hour (20/05/2024) —●— Average Hourly WEEKDAY Speeds By Hour (20/05/2024)
- Average Hourly WEEKDAY Speeds By Hour (29/04/2024) —◆— Average Hourly WEEKDAY Speeds By Hour (29/04/2024)
- Average Hourly WEEKDAY Speeds By Hour (06/05/2024) —◇— Average Hourly WEEKDAY Speeds By Hour (06/05/2024)
- Average Hourly WEEKDAY Speeds By Hour (13/05/2024) —☆— Average Hourly WEEKDAY Speeds By Hour (13/05/2024)
- Average Hourly WEEKDAY Speeds By Hour (20/05/2024) —■— Average Hourly WEEKDAY Speeds By Hour (20/05/2024)
- Average Hourly WEEKDAY Speeds By Hour (27/05/2024) —★— Average Hourly WEEKDAY Speeds By Hour (27/05/2024)
- Average Hourly WEEKDAY Speeds By Hour (03/06/2024) —▲— Average Hourly WEEKDAY Speeds By Hour (03/06/2024)
- Average Hourly WEEKDAY Speeds By Hour (10/06/2024) —☆— Average Hourly WEEKDAY Speeds By Hour (10/06/2024)
- Average Hourly WEEKDAY Speeds By Hour (17/06/2024) —●— Average Hourly WEEKDAY Speeds By Hour (17/06/2024)

2024 June Marsworth Road

Average Weekly Speeds



Incoming:Daily Volume for Week of 20/05/2024

Daily Vehicle Counts

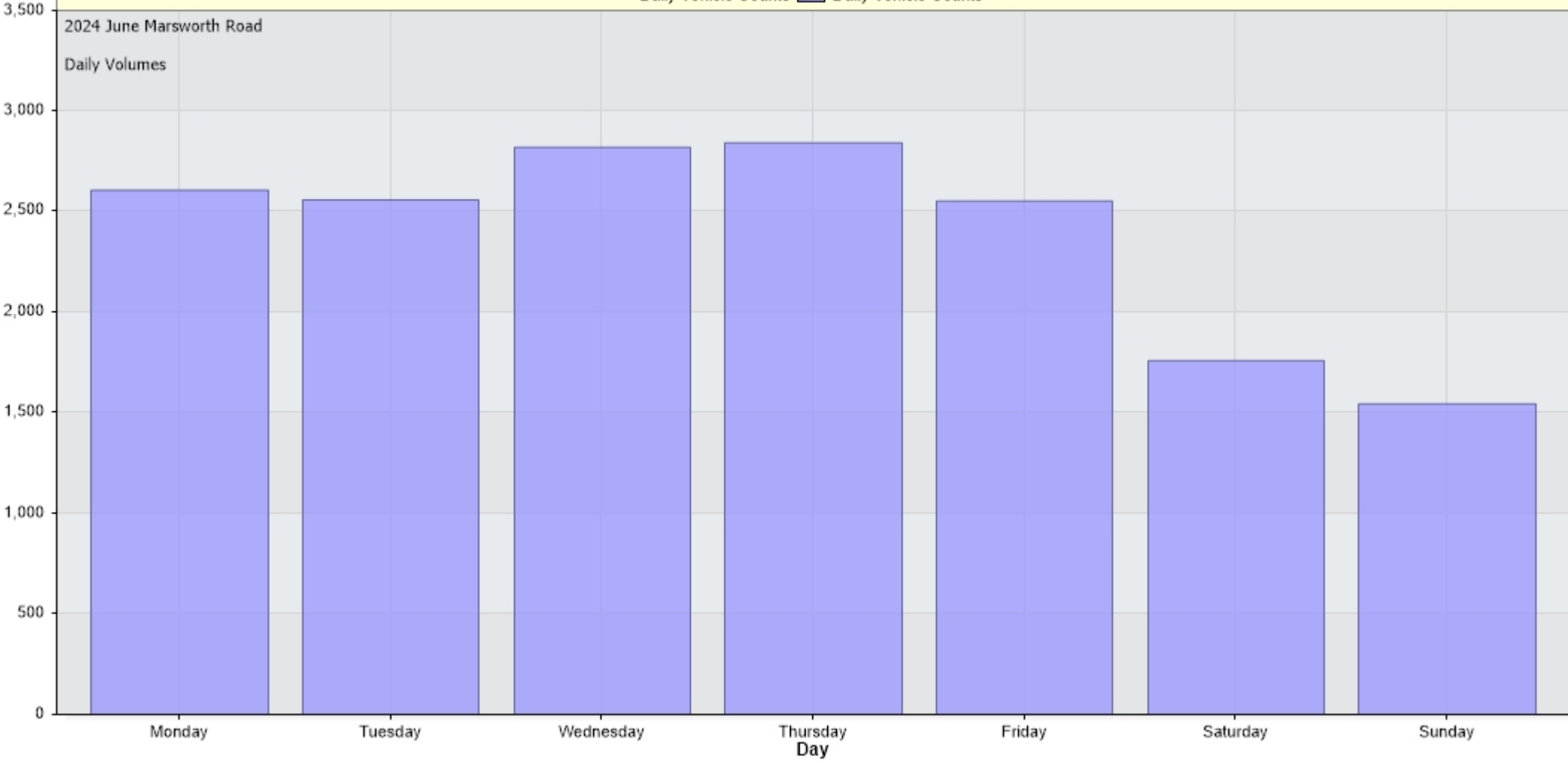


Daily Vehicle Counts

2024 June Marsworth Road

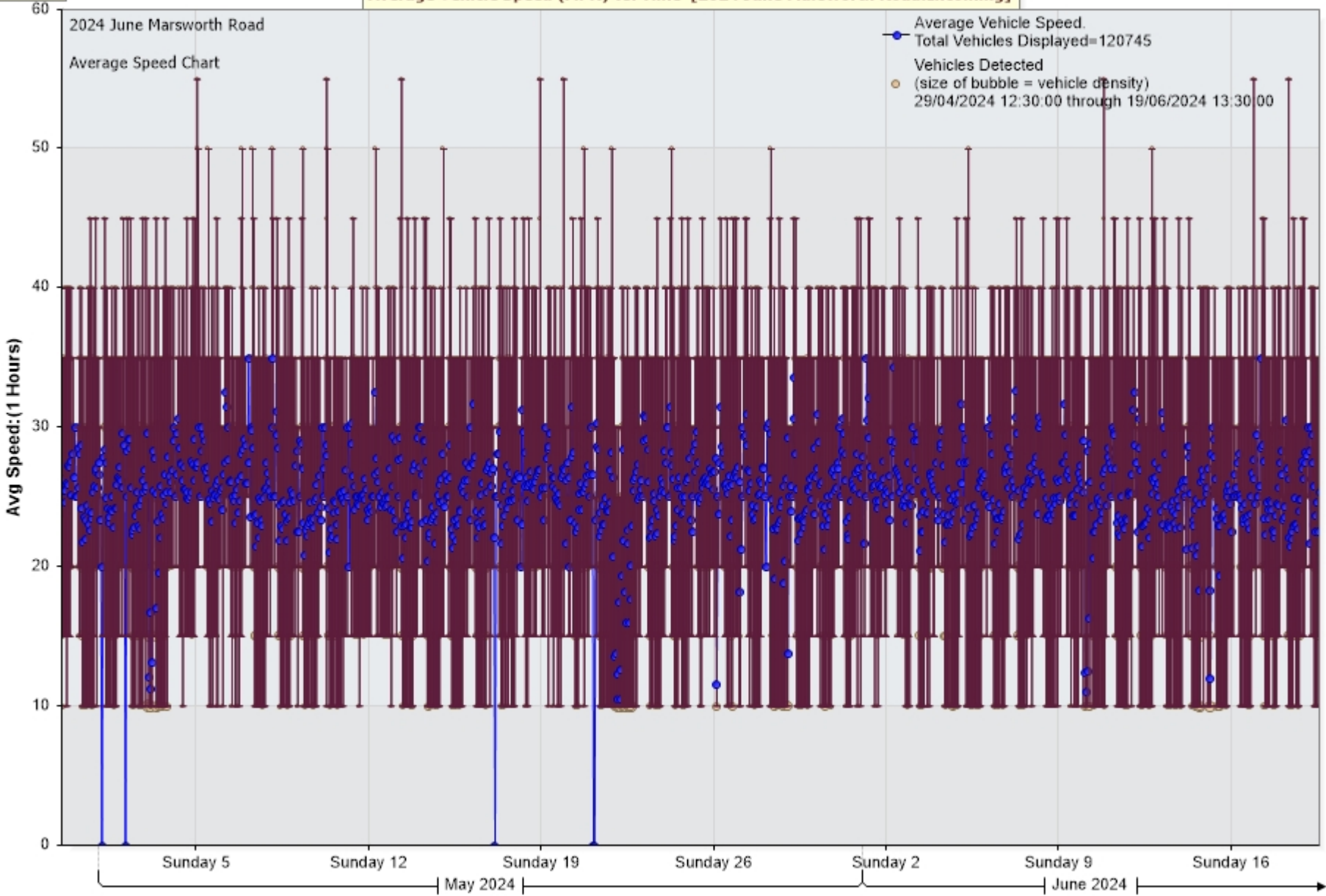
Daily Volumes

Vehicles



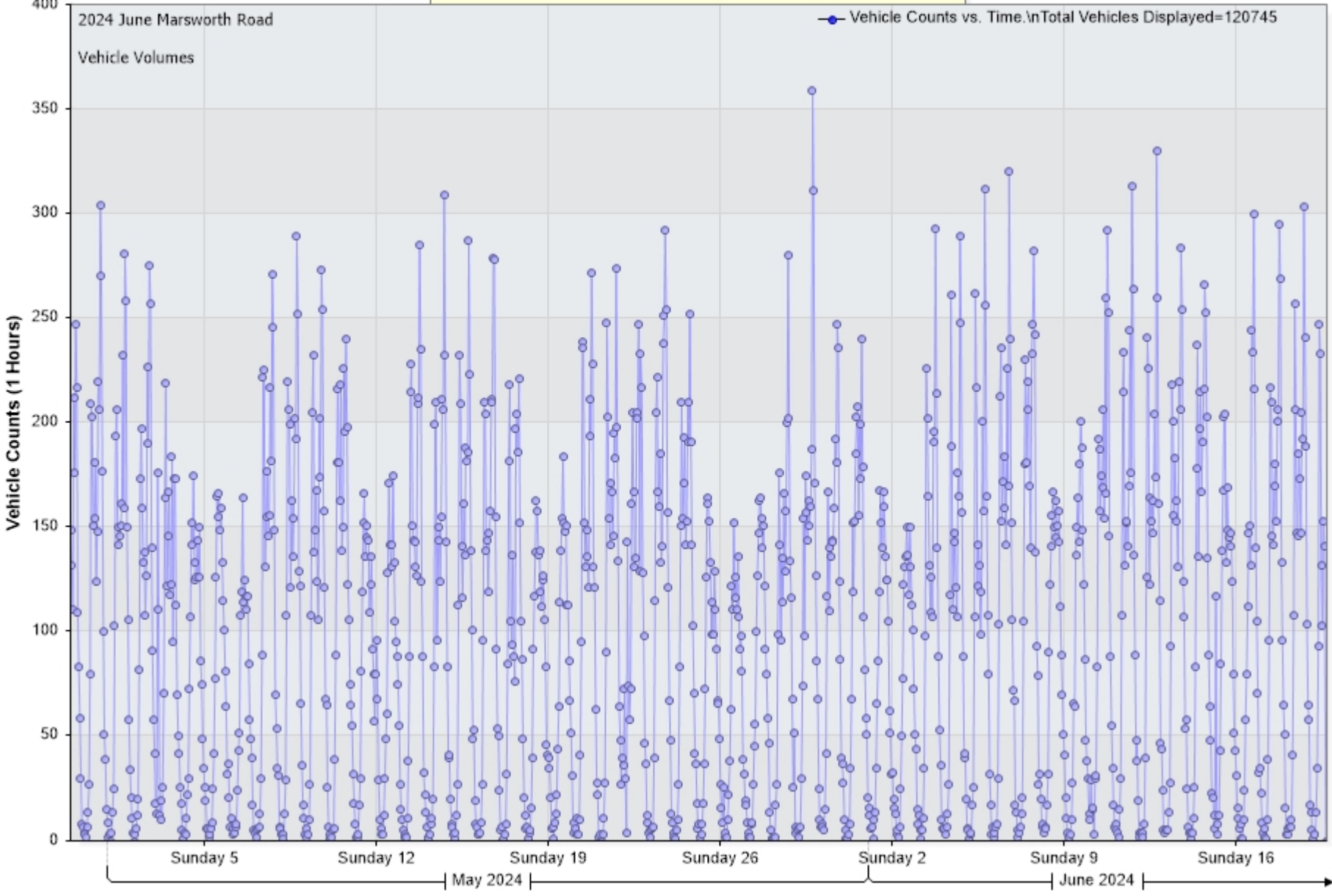
Zoom help

Average Vehicle Speed (MPH) vs. Time [2024 June Marsworth Road:Incoming]

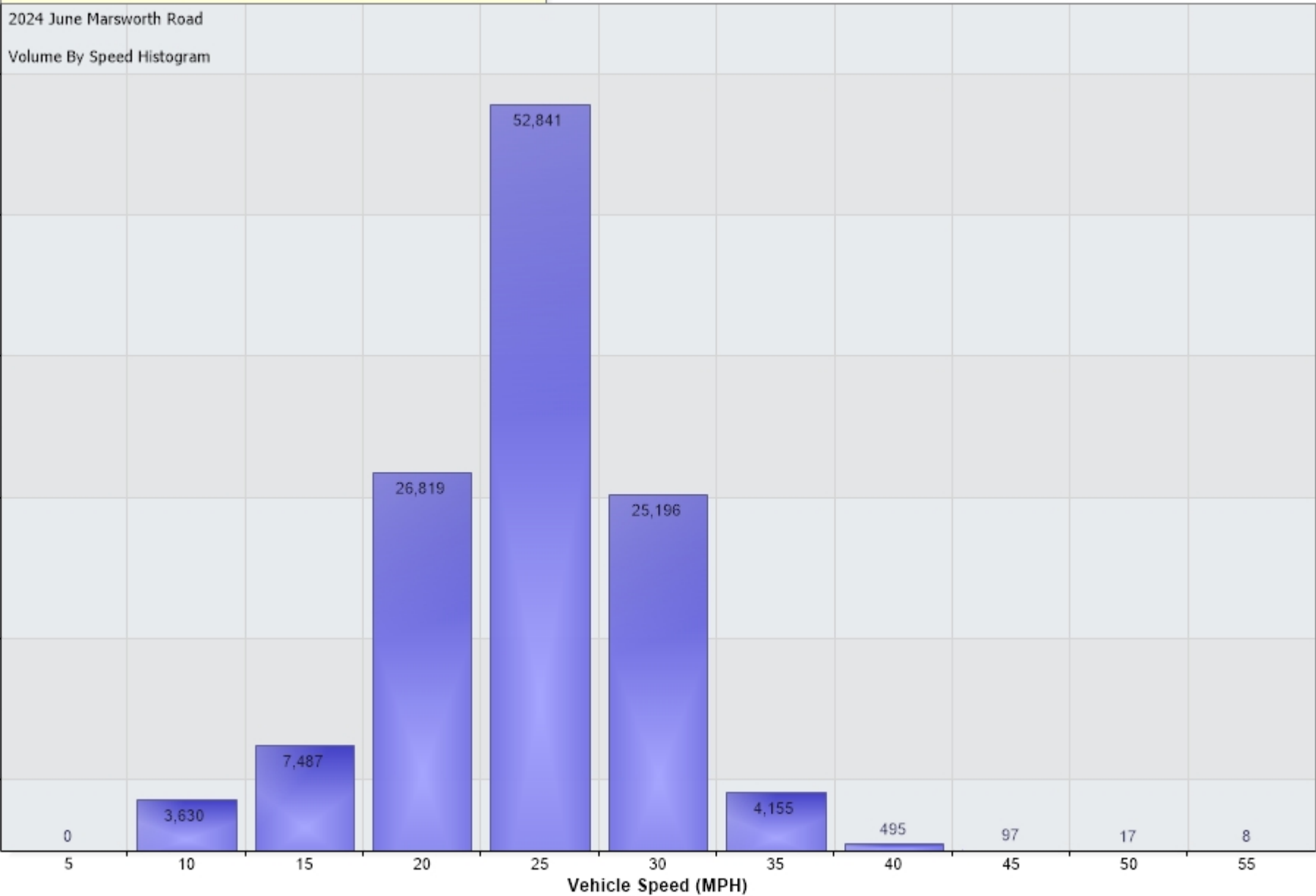


Zoom help

Vehicle Counts vs. Time [2024 June Marsworth Road: Incoming]



Vehicle Counts Vs. Speed [2024 June Marsworth Road: Incoming]



Percentile Counts Vs. Speed for [2024 June Marsworth Road: Incoming]

2024 June Marsworth Road
85th Pct Speed=27.4 MPH
Vehicles in data=120745
29/04/2024 11:00:00 to 19/06/2024 14:59:59

