

For Project: 2024 June Westfield Road Bolebec
 Project Notes:
 Location/Name: Incoming
 Report Generated: 24/06/2024 21:59:58
 Speed Intervals: 5 MPH
 Time Intervals: Instant
 Traffic Report From: 29/04/2024 11:00:00 through 13/06/2024 09:59:59
 85th Percentile Speed: 34 MPH
 85th Percentile Vehicles: 72977
 Max Speed: 60 MPH on 15/05/2024 23:15:00
 Total Vehicles: 85855
 AADT: 1909

Volumes - weekly counts

Time	5 Day	7 Day
Average Daily	2015	1854
AM Peak 08:00	142	113
PM Peak 17:00	210	179

Speed

Speed Limit: 35
 85th Percentile Speed: 34
 50th Percentile Speed: 28.6
 10 MPH Pace Interval: 25.0 MPH to 35.0 MPH
 Average Speed: 28.83

	Monday	Tuesday	Wednesday	Thursday	Friday	Saturday	Sunday
Count over limit	1105	1161	1300	1144	1117	1131	998
% over limit	9.4	8.0	8.3	8.4	8.7	11.9	12.6
Avg Speeder	38.3	38.3	38.3	38.3	38.3	38.5	38.7
Avg Speed	5.4	4.9	4.6	4.8	4.9	6.4	7.3

Day/Time Ending	85th pctl (MPH)	85th pctl cnts	Total Cnts	Max Speed	Avg Speeder	% Speeders	Avg Speed
29/04/2024 12:00:00	0.0	0	0	0	0.0	0.0%	0.0
29/04/2024 13:00:00	33.8	65	76	40	37.5	5.3%	28.9
29/04/2024 14:00:00	34.0	110	129	40	37.5	8.5%	28.4
29/04/2024 15:00:00	33.3	97	114	45	38.2	6.1%	28.2
29/04/2024 16:00:00	33.6	154	181	45	38.5	8.3%	27.7
29/04/2024 17:00:00	33.7	173	204	40	37.5	7.8%	28.5
29/04/2024 18:00:00	33.5	196	231	45	38.6	7.8%	28.4
29/04/2024 19:00:00	33.9	137	161	45	38.3	7.5%	29.2
29/04/2024 20:00:00	35.4	92	108	45	38.4	15.7%	30.4
29/04/2024 21:00:00	36.8	50	59	50	39.0	22.0%	31.2
29/04/2024 22:00:00	34.0	37	44	45	38.8	9.1%	30.0
29/04/2024 23:00:00	35.0	29	34	45	38.5	14.7%	29.2
30/04/2024 00:00:00	35.0	14	16	40	37.5	12.5%	29.2
30/04/2024 01:00:00	33.3	5	6	35	0.0	0.0%	28.8
30/04/2024 02:00:00	40.0	4	5	45	40.0	40.0%	24.0
30/04/2024 03:00:00	40.0	3	4	45	39.2	75.0%	32.0
30/04/2024 04:00:00	30.0	1	1	30	0.0	0.0%	27.0
30/04/2024 05:00:00	0.0	0	0	0	0.0	0.0%	0.0
30/04/2024 06:00:00	39.0	11	13	45	38.3	46.2%	32.3
30/04/2024 07:00:00	36.7	21	25	45	39.5	20.0%	31.0
30/04/2024 08:00:00	33.8	97	114	45	38.1	7.0%	29.1
30/04/2024 09:00:00	33.7	137	161	45	37.9	7.5%	29.0
30/04/2024 10:00:00	35.0	74	87	45	38.3	14.9%	30.3
30/04/2024 11:00:00	35.8	71	84	45	38.2	17.9%	30.5
30/04/2024 12:00:00	33.6	76	90	40	37.5	8.9%	28.1
30/04/2024 13:00:00	32.7	99	116	45	38.9	6.0%	27.5
30/04/2024 14:00:00	33.5	125	147	40	37.5	6.8%	28.1
30/04/2024 15:00:00	35.3	94	111	45	38.3	16.2%	29.7
30/04/2024 16:00:00	33.1	144	169	40	37.5	5.3%	27.4
30/04/2024 17:00:00	33.8	168	198	40	37.5	6.6%	29.2
30/04/2024 18:00:00	33.5	212	250	45	38.0	8.0%	28.4
30/04/2024 19:00:00	34.2	156	184	40	37.5	9.8%	28.9
30/04/2024 20:00:00	34.2	105	124	45	37.9	10.5%	29.4
30/04/2024 21:00:00	34.0	66	78	45	38.2	9.0%	28.9
30/04/2024 22:00:00	36.1	48	57	45	38.4	19.3%	29.6
30/04/2024 23:00:00	35.0	33	39	50	41.7	15.4%	29.6
01/05/2024 00:00:00	40.0	16	19	45	39.6	36.8%	32.7
01/05/2024 01:00:00	30.0	5	6	35	0.0	0.0%	26.5
01/05/2024 02:00:00	41.7	9	11	45	42.5	27.3%	27.2
01/05/2024 03:00:00	35.0	2	2	35	0.0	0.0%	24.5
01/05/2024 04:00:00	25.0	1	1	25	0.0	0.0%	22.0
01/05/2024 05:00:00	35.0	1	1	35	0.0	0.0%	32.0
01/05/2024 06:00:00	35.0	11	13	40	37.5	15.4%	30.1
01/05/2024 07:00:00	35.0	20	23	40	37.5	13.0%	30.0
01/05/2024 08:00:00	33.9	96	113	40	37.5	8.8%	29.0
01/05/2024 09:00:00	33.6	151	178	45	37.9	7.3%	28.3
01/05/2024 10:00:00	33.7	76	90	40	37.5	8.9%	28.2

Incoming Summary
 2024 June Westfield Road Bolebec

from Mon-Apr-29-2024-11-00-AM to Thu-Jun-13-2024-09-59-AM

01/05/2024 11:00:00	33.6	78	92	40	37.5	6.5%	28.0
01/05/2024 12:00:00	35.0	87	102	45	38.8	14.7%	28.9
01/05/2024 13:00:00	33.4	94	111	40	37.5	5.4%	28.0
01/05/2024 14:00:00	33.3	112	132	45	38.1	6.8%	28.2
01/05/2024 15:00:00	33.1	106	125	45	38.5	8.0%	27.6
01/05/2024 16:00:00	32.5	172	202	55	40.8	4.5%	26.9
01/05/2024 17:00:00	33.1	179	211	45	38.4	5.2%	28.2
01/05/2024 18:00:00	33.4	176	207	40	37.5	5.3%	28.7
01/05/2024 19:00:00	33.9	168	198	45	38.2	7.1%	29.0
01/05/2024 20:00:00	34.2	105	123	45	38.8	9.8%	29.0
01/05/2024 21:00:00	33.6	61	72	45	38.5	6.9%	28.8
01/05/2024 22:00:00	34.0	41	48	45	38.8	8.3%	29.4
01/05/2024 23:00:00	34.7	46	54	45	38.2	13.0%	29.3
02/05/2024 00:00:00	39.0	11	13	45	38.3	46.2%	32.2
02/05/2024 01:00:00	42.5	8	10	50	40.8	60.0%	36.0
02/05/2024 02:00:00	40.0	4	5	50	42.5	40.0%	25.0
02/05/2024 03:00:00	35.0	5	6	40	37.5	16.7%	30.5
02/05/2024 04:00:00	0.0	0	0	0	0.0	0.0%	0.0
02/05/2024 05:00:00	0.0	0	0	0	0.0	0.0%	0.0
02/05/2024 06:00:00	33.3	8	10	35	0.0	0.0%	29.2
02/05/2024 07:00:00	33.3	24	28	40	37.5	7.1%	27.9
02/05/2024 08:00:00	32.6	97	114	40	37.5	4.4%	28.2
02/05/2024 09:00:00	33.0	117	138	40	37.5	3.6%	28.4
02/05/2024 10:00:00	33.8	94	110	45	38.1	8.2%	28.5
02/05/2024 11:00:00	33.4	69	81	40	37.5	7.4%	28.2
02/05/2024 12:00:00	33.8	82	97	45	38.5	10.3%	28.7
02/05/2024 13:00:00	33.4	82	96	45	38.1	8.3%	28.3
02/05/2024 14:00:00	33.3	99	116	45	39.4	6.9%	28.4
02/05/2024 15:00:00	33.6	95	112	45	38.1	8.0%	28.0
02/05/2024 16:00:00	33.7	151	178	45	38.6	7.9%	28.1
02/05/2024 17:00:00	34.3	169	199	45	37.7	11.1%	29.1
02/05/2024 18:00:00	33.0	183	215	40	37.5	3.3%	27.9
02/05/2024 19:00:00	33.2	150	176	40	37.5	4.0%	28.5
02/05/2024 20:00:00	33.2	96	113	45	38.8	3.5%	28.7
02/05/2024 21:00:00	34.5	60	70	40	37.5	11.4%	29.4
02/05/2024 22:00:00	35.0	53	62	45	38.6	14.5%	29.9
02/05/2024 23:00:00	36.2	31	37	45	39.6	18.9%	30.3
03/05/2024 00:00:00	36.7	22	26	45	39.5	19.2%	30.8
03/05/2024 01:00:00	38.8	14	16	45	38.5	31.3%	31.0
03/05/2024 02:00:00	20.0	8	10	30	0.0	0.0%	16.7
03/05/2024 03:00:00	40.0	2	2	40	37.5	50.0%	32.0
03/05/2024 04:00:00	0.0	0	0	0	0.0	0.0%	0.0
03/05/2024 05:00:00	25.0	3	4	30	0.0	0.0%	22.3
03/05/2024 06:00:00	32.5	9	11	35	0.0	0.0%	28.7
03/05/2024 07:00:00	35.0	14	17	40	37.5	17.6%	29.9
03/05/2024 08:00:00	33.5	86	101	40	37.5	5.9%	28.6
03/05/2024 09:00:00	33.7	110	129	40	37.5	7.0%	29.0
03/05/2024 10:00:00	32.9	98	115	40	37.5	1.7%	27.9

Incoming Summary
2024 June Westfield Road Bolebec

from Mon-Apr-29-2024-11-00-AM to Thu-Jun-13-2024-09-59-AM

03/05/2024 11:00:00	33.9	67	79	45	38.1	10.1%	29.0
03/05/2024 12:00:00	33.1	94	110	45	38.5	4.5%	28.4
03/05/2024 13:00:00	33.8	105	123	45	38.1	7.3%	28.6
03/05/2024 14:00:00	33.3	103	121	40	37.5	3.3%	28.5
03/05/2024 15:00:00	33.6	94	110	40	37.5	6.4%	28.9
03/05/2024 16:00:00	32.0	173	204	45	38.2	3.4%	27.4
03/05/2024 17:00:00	32.9	161	189	45	38.1	4.2%	28.2
03/05/2024 18:00:00	33.1	147	173	45	38.4	6.4%	28.3
03/05/2024 19:00:00	33.7	124	146	40	37.5	6.2%	28.9
03/05/2024 20:00:00	34.2	99	116	45	38.4	9.5%	29.7
03/05/2024 21:00:00	34.7	58	68	45	38.6	13.2%	29.2
03/05/2024 22:00:00	35.0	29	34	40	37.5	14.7%	29.9
03/05/2024 23:00:00	34.6	34	40	40	37.5	12.5%	29.4
04/05/2024 00:00:00	38.0	23	27	45	38.9	25.9%	31.7
04/05/2024 01:00:00	34.0	12	14	40	37.5	7.1%	28.7
04/05/2024 02:00:00	35.0	2	2	35	0.0	0.0%	27.0
04/05/2024 03:00:00	35.0	2	2	35	0.0	0.0%	32.0
04/05/2024 04:00:00	37.5	4	5	40	37.5	40.0%	32.2
04/05/2024 05:00:00	40.0	3	4	50	42.5	50.0%	33.3
04/05/2024 06:00:00	35.0	4	5	45	42.5	20.0%	31.2
04/05/2024 07:00:00	40.0	4	5	45	40.0	40.0%	33.0
04/05/2024 08:00:00	35.0	19	22	45	39.2	13.6%	30.3
04/05/2024 09:00:00	35.6	48	57	45	38.5	17.5%	30.0
04/05/2024 10:00:00	34.5	82	96	45	38.0	11.5%	29.6
04/05/2024 11:00:00	34.3	104	122	50	38.7	10.7%	29.3
04/05/2024 12:00:00	33.3	123	145	45	38.5	3.4%	28.5
04/05/2024 13:00:00	34.4	107	126	45	37.8	11.9%	29.6
04/05/2024 14:00:00	34.8	94	110	45	37.8	13.6%	29.5
04/05/2024 15:00:00	33.7	101	119	40	37.5	8.4%	28.5
04/05/2024 16:00:00	34.8	115	135	45	38.9	13.3%	29.5
04/05/2024 17:00:00	34.2	93	109	45	38.0	10.1%	28.7
04/05/2024 18:00:00	35.9	88	104	45	38.0	18.3%	30.3
04/05/2024 19:00:00	34.6	88	103	50	39.2	11.7%	30.3
04/05/2024 20:00:00	35.5	62	73	45	37.9	16.4%	29.6
04/05/2024 21:00:00	34.2	47	55	50	40.5	9.1%	29.9
04/05/2024 22:00:00	34.1	44	52	45	38.3	11.5%	28.8
04/05/2024 23:00:00	39.0	26	30	45	39.4	26.7%	31.8
05/05/2024 00:00:00	36.2	37	43	40	37.5	18.6%	30.1
05/05/2024 01:00:00	37.0	20	24	45	38.3	25.0%	30.4
05/05/2024 02:00:00	37.5	9	11	45	39.2	27.3%	32.3
05/05/2024 03:00:00	45.0	2	2	45	42.5	50.0%	37.0
05/05/2024 04:00:00	40.0	1	1	40	37.5	100.0%	37.0
05/05/2024 05:00:00	35.0	2	2	35	0.0	0.0%	29.5
05/05/2024 06:00:00	40.0	3	3	40	37.5	33.3%	32.0
05/05/2024 07:00:00	35.0	8	9	40	37.5	11.1%	28.8
05/05/2024 08:00:00	33.8	9	11	40	37.5	9.1%	30.0
05/05/2024 09:00:00	37.5	23	27	50	40.0	22.2%	30.9
05/05/2024 10:00:00	34.6	61	72	40	37.5	12.5%	29.2

Incoming Summary
2024 June Westfield Road Bolebec

from Mon-Apr-29-2024-11-00-AM to Thu-Jun-13-2024-09-59-AM

05/05/2024 11:00:00	34.8	82	96	45	39.0	13.5%	29.8
05/05/2024 12:00:00	33.8	94	111	45	38.2	6.3%	29.1
05/05/2024 13:00:00	34.0	89	105	50	38.8	7.6%	29.5
05/05/2024 14:00:00	34.0	94	110	45	38.4	10.0%	28.9
05/05/2024 15:00:00	33.6	124	146	40	37.5	6.8%	28.6
05/05/2024 16:00:00	35.4	105	124	45	39.3	16.1%	30.0
05/05/2024 17:00:00	34.4	101	119	45	38.3	10.9%	29.3
05/05/2024 18:00:00	34.5	92	108	45	38.7	12.0%	29.7
05/05/2024 19:00:00	34.2	72	85	45	38.8	9.4%	29.5
05/05/2024 20:00:00	35.0	58	68	45	38.0	14.7%	30.9
05/05/2024 21:00:00	36.4	40	47	45	38.6	19.1%	30.5
05/05/2024 22:00:00	34.2	29	34	45	38.8	11.8%	28.0
05/05/2024 23:00:00	38.3	24	28	50	38.5	35.7%	32.6
06/05/2024 00:00:00	37.5	15	18	40	37.5	33.3%	31.6
06/05/2024 01:00:00	35.0	9	11	40	37.5	18.2%	31.1
06/05/2024 02:00:00	38.8	3	4	40	37.5	100.0%	37.3
06/05/2024 03:00:00	40.0	3	3	40	37.5	66.7%	32.0
06/05/2024 04:00:00	35.0	2	2	35	0.0	0.0%	27.0
06/05/2024 05:00:00	0.0	0	0	0	0.0	0.0%	0.0
06/05/2024 06:00:00	45.0	1	1	45	42.5	100.0%	42.0
06/05/2024 07:00:00	35.0	8	9	50	47.5	11.1%	30.0
06/05/2024 08:00:00	37.5	8	10	40	37.5	40.0%	31.6
06/05/2024 09:00:00	38.0	26	31	45	39.4	25.8%	32.1
06/05/2024 10:00:00	33.2	49	58	45	39.5	8.6%	28.2
06/05/2024 11:00:00	34.1	71	84	45	38.1	9.5%	28.9
06/05/2024 12:00:00	34.6	87	102	45	37.9	11.8%	29.7
06/05/2024 13:00:00	34.2	90	106	50	38.8	11.3%	28.9
06/05/2024 14:00:00	34.5	90	106	45	37.9	12.3%	29.7
06/05/2024 15:00:00	33.4	69	81	45	38.5	6.2%	28.5
06/05/2024 16:00:00	33.4	94	111	45	38.1	7.2%	29.0
06/05/2024 17:00:00	34.2	75	88	45	38.1	9.1%	29.3
06/05/2024 18:00:00	33.2	65	77	45	38.5	6.5%	28.6
06/05/2024 19:00:00	35.0	56	66	45	38.0	15.2%	29.3
06/05/2024 20:00:00	34.4	46	54	45	38.3	11.1%	29.6
06/05/2024 21:00:00	35.0	36	42	45	38.3	14.3%	29.6
06/05/2024 22:00:00	33.0	17	20	40	37.5	5.0%	28.4
06/05/2024 23:00:00	35.0	24	28	40	37.5	14.3%	29.5
07/05/2024 00:00:00	35.0	15	18	40	37.5	16.7%	30.7
07/05/2024 01:00:00	32.5	4	5	35	0.0	0.0%	29.2
07/05/2024 02:00:00	40.0	8	9	45	40.0	22.2%	21.1
07/05/2024 03:00:00	35.0	5	6	40	37.5	16.7%	25.3
07/05/2024 04:00:00	25.0	1	1	25	0.0	0.0%	22.0
07/05/2024 05:00:00	25.0	2	2	25	0.0	0.0%	19.5
07/05/2024 06:00:00	35.0	12	14	50	42.5	14.3%	31.9
07/05/2024 07:00:00	33.0	22	26	40	37.5	7.7%	27.8
07/05/2024 08:00:00	33.9	94	111	45	38.6	8.1%	28.6
07/05/2024 09:00:00	33.9	141	166	45	37.9	8.4%	28.8
07/05/2024 10:00:00	33.8	82	96	50	38.9	7.3%	28.9

Incoming Summary
2024 June Westfield Road Bolebec

from Mon-Apr-29-2024-11-00-AM to Thu-Jun-13-2024-09-59-AM

07/05/2024 11:00:00	33.7	77	91	45	38.3	6.6%	28.9
07/05/2024 12:00:00	33.8	69	81	45	38.2	8.6%	28.6
07/05/2024 13:00:00	32.6	88	103	40	37.5	3.9%	27.4
07/05/2024 14:00:00	32.8	117	138	40	37.5	3.6%	27.8
07/05/2024 15:00:00	33.2	118	139	45	38.6	6.5%	27.7
07/05/2024 16:00:00	33.4	131	154	45	38.4	7.1%	27.6
07/05/2024 17:00:00	33.9	167	197	45	37.8	7.6%	29.0
07/05/2024 18:00:00	33.9	196	231	45	37.8	8.2%	28.9
07/05/2024 19:00:00	33.6	160	188	45	38.5	5.3%	28.7
07/05/2024 20:00:00	33.7	92	108	45	38.9	6.5%	29.0
07/05/2024 21:00:00	33.5	66	78	40	37.5	5.1%	28.7
07/05/2024 22:00:00	34.3	26	30	50	42.5	6.7%	30.5
07/05/2024 23:00:00	34.0	44	52	45	40.5	9.6%	28.9
08/05/2024 00:00:00	34.2	19	22	45	40.0	9.1%	29.2
08/05/2024 01:00:00	40.0	8	10	55	45.8	30.0%	32.7
08/05/2024 02:00:00	25.0	8	10	50	47.5	10.0%	21.8
08/05/2024 03:00:00	45.0	3	3	45	42.5	33.3%	33.7
08/05/2024 04:00:00	30.0	1	1	30	0.0	0.0%	27.0
08/05/2024 05:00:00	40.0	1	1	40	37.5	100.0%	37.0
08/05/2024 06:00:00	35.0	13	15	40	37.5	13.3%	28.5
08/05/2024 07:00:00	33.3	25	29	40	37.5	3.4%	28.2
08/05/2024 08:00:00	34.4	90	106	45	37.9	12.3%	29.2
08/05/2024 09:00:00	34.4	127	149	45	38.1	10.7%	29.7
08/05/2024 10:00:00	34.4	96	113	45	37.9	11.5%	29.4
08/05/2024 11:00:00	33.2	82	97	45	38.3	6.2%	28.4
08/05/2024 12:00:00	32.9	76	89	40	37.5	5.6%	27.5
08/05/2024 13:00:00	34.1	101	119	45	38.2	11.8%	28.0
08/05/2024 14:00:00	33.9	109	128	50	38.5	7.8%	28.5
08/05/2024 15:00:00	33.9	100	118	40	37.5	8.5%	28.9
08/05/2024 16:00:00	34.1	186	219	45	38.2	10.0%	27.6
08/05/2024 17:00:00	34.1	177	208	45	38.0	9.6%	28.8
08/05/2024 18:00:00	34.1	163	192	45	38.6	9.4%	29.3
08/05/2024 19:00:00	34.4	160	188	40	37.5	10.6%	29.5
08/05/2024 20:00:00	34.5	95	112	45	37.9	11.6%	29.9
08/05/2024 21:00:00	33.7	62	73	40	37.5	5.5%	29.1
08/05/2024 22:00:00	34.5	48	56	45	40.0	10.7%	29.3
08/05/2024 23:00:00	36.4	30	35	40	37.5	20.0%	29.6
09/05/2024 00:00:00	40.0	16	19	55	42.5	31.6%	32.2
09/05/2024 01:00:00	35.0	14	17	45	39.2	17.6%	29.6
09/05/2024 02:00:00	30.0	7	8	35	0.0	0.0%	20.3
09/05/2024 03:00:00	45.0	3	3	45	39.2	100.0%	39.0
09/05/2024 04:00:00	30.0	1	1	30	0.0	0.0%	27.0
09/05/2024 05:00:00	10.0	1	1	10	0.0	0.0%	7.0
09/05/2024 06:00:00	33.3	10	12	45	42.5	8.3%	28.4
09/05/2024 07:00:00	34.0	23	27	40	37.5	7.4%	29.3
09/05/2024 08:00:00	33.7	112	132	40	37.5	7.6%	28.8
09/05/2024 09:00:00	33.9	144	170	45	37.8	9.4%	28.6
09/05/2024 10:00:00	34.8	99	116	45	38.5	12.9%	30.2

Incoming Summary
2024 June Westfield Road Bolebec

from Mon-Apr-29-2024-11-00-AM to Thu-Jun-13-2024-09-59-AM

09/05/2024 11:00:00	33.9	76	89	40	37.5	9.0%	28.6
09/05/2024 12:00:00	33.6	77	91	45	39.2	6.6%	28.2
09/05/2024 13:00:00	32.3	94	111	45	38.5	4.5%	27.9
09/05/2024 14:00:00	33.4	105	123	45	38.6	7.3%	28.3
09/05/2024 15:00:00	33.5	105	124	40	37.5	7.3%	28.8
09/05/2024 16:00:00	32.9	158	186	40	37.5	4.3%	26.8
09/05/2024 17:00:00	33.8	162	191	45	38.5	7.9%	28.7
09/05/2024 18:00:00	33.7	203	239	45	38.0	8.8%	28.2
09/05/2024 19:00:00	34.1	144	169	45	37.9	8.3%	29.3
09/05/2024 20:00:00	34.8	112	132	45	37.8	13.6%	30.1
09/05/2024 21:00:00	33.5	77	91	40	37.5	6.6%	28.6
09/05/2024 22:00:00	34.2	65	77	45	38.8	10.4%	29.8
09/05/2024 23:00:00	32.7	41	48	35	0.0	0.0%	27.6
10/05/2024 00:00:00	34.4	19	22	40	37.5	9.1%	30.2
10/05/2024 01:00:00	34.4	13	15	40	37.5	6.7%	30.7
10/05/2024 02:00:00	37.5	7	8	40	37.5	25.0%	22.8
10/05/2024 03:00:00	40.0	2	2	40	37.5	50.0%	32.0
10/05/2024 04:00:00	40.0	2	2	40	37.5	100.0%	37.0
10/05/2024 05:00:00	50.0	3	3	50	47.5	33.3%	35.3
10/05/2024 06:00:00	40.0	14	16	45	39.5	31.3%	31.9
10/05/2024 07:00:00	33.8	20	24	40	37.5	8.3%	27.3
10/05/2024 08:00:00	34.0	88	104	40	37.5	9.6%	28.5
10/05/2024 09:00:00	33.6	119	140	45	38.0	7.1%	28.9
10/05/2024 10:00:00	33.3	85	100	40	37.5	7.0%	27.9
10/05/2024 11:00:00	33.8	84	99	45	38.3	6.1%	29.1
10/05/2024 12:00:00	32.9	84	99	45	38.8	4.0%	27.8
10/05/2024 13:00:00	33.6	82	96	50	39.5	5.2%	28.9
10/05/2024 14:00:00	33.5	116	137	45	38.6	6.6%	28.2
10/05/2024 15:00:00	34.1	98	115	45	38.0	9.6%	29.2
10/05/2024 16:00:00	33.9	155	182	50	38.5	8.2%	28.5
10/05/2024 17:00:00	34.4	160	188	45	38.2	11.2%	28.9
10/05/2024 18:00:00	34.1	196	230	45	38.0	8.7%	29.2
10/05/2024 19:00:00	34.5	152	179	45	38.0	11.7%	29.5
10/05/2024 20:00:00	35.8	76	89	50	38.5	16.9%	30.3
10/05/2024 21:00:00	35.6	53	62	45	38.5	16.1%	29.5
10/05/2024 22:00:00	34.5	38	45	40	37.5	13.3%	29.5
10/05/2024 23:00:00	33.3	41	48	40	37.5	6.3%	28.3
11/05/2024 00:00:00	34.7	54	64	45	38.1	14.1%	29.5
11/05/2024 01:00:00	34.5	22	26	40	37.5	11.5%	30.3
11/05/2024 02:00:00	35.0	4	5	40	37.5	20.0%	31.0
11/05/2024 03:00:00	35.0	3	4	40	37.5	25.0%	33.3
11/05/2024 04:00:00	0.0	0	0	0	0.0	0.0%	0.0
11/05/2024 05:00:00	25.0	1	1	25	0.0	0.0%	22.0
11/05/2024 06:00:00	38.3	8	10	45	38.8	40.0%	31.2
11/05/2024 07:00:00	40.0	8	9	50	42.5	22.2%	32.9
11/05/2024 08:00:00	35.0	15	18	45	39.2	16.7%	30.6
11/05/2024 09:00:00	33.8	43	51	45	39.2	5.9%	29.9
11/05/2024 10:00:00	33.9	88	103	45	38.8	7.8%	29.1

Incoming Summary
2024 June Westfield Road Bolebec

from Mon-Apr-29-2024-11-00-AM to Thu-Jun-13-2024-09-59-AM

11/05/2024 11:00:00	33.6	105	124	50	38.6	7.3%	28.7
11/05/2024 12:00:00	34.5	110	129	45	38.1	12.4%	29.0
11/05/2024 13:00:00	34.6	108	127	50	38.4	12.6%	29.3
11/05/2024 14:00:00	34.8	111	131	50	38.1	13.7%	29.8
11/05/2024 15:00:00	34.1	86	101	50	39.0	9.9%	28.8
11/05/2024 16:00:00	33.5	94	110	40	37.5	7.3%	28.0
11/05/2024 17:00:00	34.5	94	111	45	38.6	12.6%	29.1
11/05/2024 18:00:00	34.1	103	121	45	39.0	8.3%	29.6
11/05/2024 19:00:00	35.0	82	96	45	37.9	14.6%	29.0
11/05/2024 20:00:00	35.0	55	65	50	39.0	15.4%	30.4
11/05/2024 21:00:00	34.8	63	74	45	39.0	13.5%	29.7
11/05/2024 22:00:00	35.0	45	53	55	40.0	15.1%	30.2
11/05/2024 23:00:00	32.5	54	64	40	37.5	4.7%	28.0
12/05/2024 00:00:00	32.7	51	60	40	37.5	5.0%	28.3
12/05/2024 01:00:00	34.1	39	46	45	40.0	8.7%	29.4
12/05/2024 02:00:00	37.5	8	9	40	37.5	22.2%	30.4
12/05/2024 03:00:00	33.3	6	7	35	0.0	0.0%	28.7
12/05/2024 04:00:00	40.0	3	3	40	37.5	66.7%	33.7
12/05/2024 05:00:00	30.0	2	2	30	0.0	0.0%	27.5
12/05/2024 06:00:00	30.0	3	4	35	0.0	0.0%	27.0
12/05/2024 07:00:00	37.5	3	4	40	37.5	50.0%	31.0
12/05/2024 08:00:00	38.8	12	14	45	38.5	35.7%	32.2
12/05/2024 09:00:00	33.8	32	38	50	41.3	10.5%	29.1
12/05/2024 10:00:00	34.4	58	68	50	38.9	10.3%	29.6
12/05/2024 11:00:00	34.2	84	99	50	40.0	10.1%	29.3
12/05/2024 12:00:00	35.0	83	98	45	38.8	15.3%	30.5
12/05/2024 13:00:00	32.7	107	126	45	38.5	4.0%	27.4
12/05/2024 14:00:00	33.5	97	114	40	37.5	4.4%	29.4
12/05/2024 15:00:00	34.5	109	128	45	37.9	10.9%	30.3
12/05/2024 16:00:00	35.0	81	95	50	40.4	14.7%	30.3
12/05/2024 17:00:00	35.0	96	113	45	38.7	15.0%	29.8
12/05/2024 18:00:00	38.3	60	70	50	40.0	22.9%	30.8
12/05/2024 19:00:00	35.0	71	84	45	39.0	15.5%	30.0
12/05/2024 20:00:00	34.4	65	77	50	40.3	11.7%	29.6
12/05/2024 21:00:00	36.0	36	42	45	38.9	16.7%	30.8
12/05/2024 22:00:00	35.0	31	37	40	37.5	16.2%	29.4
12/05/2024 23:00:00	36.7	21	25	45	39.5	20.0%	30.5
13/05/2024 00:00:00	38.8	8	9	40	37.5	44.4%	31.0
13/05/2024 01:00:00	35.0	3	3	35	0.0	0.0%	30.7
13/05/2024 02:00:00	20.0	7	8	35	0.0	0.0%	16.6
13/05/2024 03:00:00	35.0	2	2	35	0.0	0.0%	29.5
13/05/2024 04:00:00	40.0	3	3	40	37.5	33.3%	25.3
13/05/2024 05:00:00	25.0	2	2	25	0.0	0.0%	22.5
13/05/2024 06:00:00	34.3	9	11	45	42.5	9.1%	31.7
13/05/2024 07:00:00	38.3	23	27	45	38.8	29.6%	31.6
13/05/2024 08:00:00	34.0	111	131	45	37.9	10.7%	28.5
13/05/2024 09:00:00	33.8	139	163	45	38.8	7.4%	29.1
13/05/2024 10:00:00	34.4	103	121	45	38.6	11.6%	28.9

Incoming Summary
2024 June Westfield Road Bolebec

from Mon-Apr-29-2024-11-00-AM to Thu-Jun-13-2024-09-59-AM

13/05/2024 11:00:00	34.5	70	82	50	39.5	12.2%	29.2
13/05/2024 12:00:00	33.3	63	74	40	37.5	4.1%	28.4
13/05/2024 13:00:00	33.2	105	124	45	38.2	5.6%	28.2
13/05/2024 14:00:00	33.6	105	123	45	38.1	7.3%	28.5
13/05/2024 15:00:00	33.4	99	116	50	40.0	8.6%	28.5
13/05/2024 16:00:00	33.4	144	170	45	38.0	6.5%	27.8
13/05/2024 17:00:00	34.1	166	195	45	38.5	10.8%	28.6
13/05/2024 18:00:00	34.0	207	244	45	37.7	10.2%	28.6
13/05/2024 19:00:00	33.9	134	158	45	38.4	7.0%	29.4
13/05/2024 20:00:00	35.3	99	117	45	37.8	16.2%	29.8
13/05/2024 21:00:00	33.9	40	47	45	38.8	8.5%	28.9
13/05/2024 22:00:00	34.4	39	46	45	38.5	10.9%	29.9
13/05/2024 23:00:00	35.0	20	24	40	37.5	16.7%	30.4
14/05/2024 00:00:00	35.0	20	24	45	41.3	16.7%	29.1
14/05/2024 01:00:00	40.0	6	7	50	40.8	42.9%	33.6
14/05/2024 02:00:00	32.5	9	11	50	47.5	9.1%	23.5
14/05/2024 03:00:00	45.0	1	1	45	42.5	100.0%	42.0
14/05/2024 04:00:00	35.0	3	3	35	0.0	0.0%	28.7
14/05/2024 05:00:00	35.0	1	1	35	0.0	0.0%	32.0
14/05/2024 06:00:00	36.7	8	10	40	37.5	30.0%	30.7
14/05/2024 07:00:00	35.0	31	36	45	39.5	13.9%	30.3
14/05/2024 08:00:00	33.0	98	115	40	37.5	2.6%	28.0
14/05/2024 09:00:00	32.6	134	158	45	38.3	3.8%	27.6
14/05/2024 10:00:00	33.8	67	79	45	38.9	8.9%	29.0
14/05/2024 11:00:00	33.3	56	66	40	37.5	3.0%	28.8
14/05/2024 12:00:00	33.4	78	92	45	38.9	7.6%	29.0
14/05/2024 13:00:00	33.1	97	114	45	38.3	5.3%	27.7
14/05/2024 14:00:00	34.2	102	120	55	39.6	10.0%	29.4
14/05/2024 15:00:00	33.8	98	115	45	38.4	9.6%	28.4
14/05/2024 16:00:00	32.3	128	151	45	39.2	4.0%	26.9
14/05/2024 17:00:00	33.6	140	165	40	37.5	6.7%	28.7
14/05/2024 18:00:00	33.7	213	251	40	37.5	7.6%	28.5
14/05/2024 19:00:00	33.6	145	171	45	37.9	7.0%	28.6
14/05/2024 20:00:00	34.8	88	104	45	38.5	14.4%	29.4
14/05/2024 21:00:00	33.3	68	80	50	39.5	6.3%	28.2
14/05/2024 22:00:00	33.2	45	53	40	37.5	7.5%	28.0
14/05/2024 23:00:00	34.1	28	33	45	39.2	9.1%	29.7
15/05/2024 00:00:00	36.2	23	27	45	38.5	18.5%	30.9
15/05/2024 01:00:00	40.0	8	9	45	40.0	22.2%	28.7
15/05/2024 02:00:00	20.0	4	5	45	42.5	20.0%	20.0
15/05/2024 03:00:00	45.0	2	2	45	40.0	100.0%	39.5
15/05/2024 04:00:00	30.0	1	1	30	0.0	0.0%	27.0
15/05/2024 05:00:00	30.0	3	4	40	37.5	25.0%	27.3
15/05/2024 06:00:00	33.3	9	11	40	37.5	9.1%	28.3
15/05/2024 07:00:00	33.8	26	31	40	37.5	3.2%	29.5
15/05/2024 08:00:00	34.1	110	129	40	37.5	8.5%	29.4
15/05/2024 09:00:00	32.9	133	157	40	37.5	3.8%	28.0
15/05/2024 10:00:00	35.0	90	106	45	37.8	15.1%	30.0

Incoming Summary
2024 June Westfield Road Bolebec

from Mon-Apr-29-2024-11-00-AM to Thu-Jun-13-2024-09-59-AM

15/05/2024 11:00:00	34.1	80	94	45	39.2	9.6%	29.3
15/05/2024 12:00:00	34.4	96	113	45	38.7	11.5%	29.9
15/05/2024 13:00:00	33.6	107	126	50	39.0	7.9%	28.7
15/05/2024 14:00:00	33.9	94	110	40	37.5	9.1%	28.7
15/05/2024 15:00:00	34.3	85	100	45	38.4	11.0%	29.0
15/05/2024 16:00:00	32.4	178	209	50	39.0	4.8%	26.2
15/05/2024 17:00:00	34.3	162	191	45	37.7	11.5%	29.2
15/05/2024 18:00:00	33.8	176	207	45	37.8	8.7%	28.7
15/05/2024 19:00:00	34.4	173	203	45	38.0	10.8%	29.5
15/05/2024 20:00:00	34.3	114	134	40	37.5	11.2%	29.0
15/05/2024 21:00:00	34.0	60	71	40	37.5	8.5%	28.8
15/05/2024 22:00:00	33.6	50	59	45	39.2	5.1%	28.6
15/05/2024 23:00:00	33.6	36	42	40	37.5	7.1%	29.0
16/05/2024 00:00:00	42.5	17	20	60	43.2	35.0%	33.7
16/05/2024 01:00:00	45.0	10	12	50	42.5	41.7%	33.8
16/05/2024 02:00:00	30.0	3	4	35	0.0	0.0%	23.5
16/05/2024 03:00:00	40.0	1	1	40	37.5	100.0%	37.0
16/05/2024 04:00:00	30.0	1	1	30	0.0	0.0%	27.0
16/05/2024 05:00:00	30.0	3	3	30	0.0	0.0%	20.3
16/05/2024 06:00:00	40.0	6	7	45	38.5	71.4%	35.1
16/05/2024 07:00:00	34.3	32	38	40	37.5	10.5%	29.3
16/05/2024 08:00:00	33.8	111	131	45	38.0	7.6%	29.1
16/05/2024 09:00:00	34.2	118	139	50	38.5	10.8%	29.2
16/05/2024 10:00:00	33.8	95	112	45	38.1	8.0%	28.5
16/05/2024 11:00:00	33.5	72	85	45	38.5	5.9%	28.5
16/05/2024 12:00:00	34.5	78	92	45	38.0	12.0%	29.6
16/05/2024 13:00:00	34.8	85	100	50	38.9	14.0%	29.8
16/05/2024 14:00:00	34.0	116	136	45	38.4	8.1%	28.8
16/05/2024 15:00:00	34.5	105	123	45	38.2	12.2%	29.1
16/05/2024 16:00:00	33.6	146	172	45	37.9	8.1%	27.3
16/05/2024 17:00:00	33.4	175	206	45	37.9	6.3%	28.2
16/05/2024 18:00:00	33.7	198	233	45	38.3	7.7%	28.8
16/05/2024 19:00:00	34.0	160	188	45	38.7	9.0%	28.6
16/05/2024 20:00:00	35.9	121	142	45	37.9	17.6%	30.4
16/05/2024 21:00:00	33.6	56	66	40	37.5	6.1%	28.8
16/05/2024 22:00:00	34.8	52	61	45	39.4	13.1%	30.1
16/05/2024 23:00:00	35.0	38	45	40	37.5	15.6%	30.6
17/05/2024 00:00:00	35.0	20	23	45	40.8	13.0%	30.3
17/05/2024 01:00:00	37.5	10	12	45	39.2	25.0%	30.6
17/05/2024 02:00:00	42.5	7	8	45	42.5	25.0%	23.5
17/05/2024 03:00:00	45.0	2	2	45	42.5	50.0%	37.0
17/05/2024 04:00:00	0.0	0	0	0	0.0	0.0%	0.0
17/05/2024 05:00:00	32.5	5	6	35	0.0	0.0%	24.8
17/05/2024 06:00:00	37.0	15	18	40	37.5	27.8%	31.0
17/05/2024 07:00:00	35.0	20	24	45	38.8	16.7%	28.8
17/05/2024 08:00:00	34.7	83	98	45	37.9	13.3%	29.9
17/05/2024 09:00:00	34.0	109	128	45	38.9	8.6%	29.1
17/05/2024 10:00:00	33.9	110	130	45	37.9	10.8%	28.4

Incoming Summary
2024 June Westfield Road Bolebec

from Mon-Apr-29-2024-11-00-AM to Thu-Jun-13-2024-09-59-AM

17/05/2024 11:00:00	34.5	91	107	45	37.9	11.2%	29.4
17/05/2024 12:00:00	33.7	115	135	45	38.0	7.4%	28.5
17/05/2024 13:00:00	33.0	125	147	40	37.5	4.1%	27.4
17/05/2024 14:00:00	33.6	128	151	45	38.1	6.0%	28.6
17/05/2024 15:00:00	34.1	136	160	45	37.9	8.8%	29.3
17/05/2024 16:00:00	33.5	150	176	45	38.4	6.3%	28.4
17/05/2024 17:00:00	34.5	162	191	45	38.7	13.1%	29.0
17/05/2024 18:00:00	33.5	191	225	45	38.2	6.2%	28.2
17/05/2024 19:00:00	34.1	131	154	45	37.9	9.1%	29.1
17/05/2024 20:00:00	34.7	99	116	55	40.2	12.9%	29.5
17/05/2024 21:00:00	35.0	68	80	50	38.3	15.0%	29.4
17/05/2024 22:00:00	33.9	42	50	40	37.5	10.0%	28.5
17/05/2024 23:00:00	34.2	37	43	40	37.5	9.3%	28.9
18/05/2024 00:00:00	36.7	24	28	45	39.5	17.9%	28.8
18/05/2024 01:00:00	37.5	13	15	45	39.2	20.0%	29.5
18/05/2024 02:00:00	40.0	5	6	45	39.2	50.0%	35.5
18/05/2024 03:00:00	35.0	2	2	35	0.0	0.0%	27.0
18/05/2024 04:00:00	0.0	0	0	0	0.0	0.0%	0.0
18/05/2024 05:00:00	40.0	2	2	40	37.5	50.0%	34.5
18/05/2024 06:00:00	35.0	6	7	40	37.5	14.3%	31.4
18/05/2024 07:00:00	37.5	6	7	40	37.5	28.6%	29.1
18/05/2024 08:00:00	36.7	27	32	45	38.2	21.9%	29.1
18/05/2024 09:00:00	33.9	46	54	45	38.5	9.3%	28.4
18/05/2024 10:00:00	35.0	84	99	50	38.5	15.2%	29.0
18/05/2024 11:00:00	34.0	119	140	45	38.0	7.1%	29.1
18/05/2024 12:00:00	33.6	110	130	50	40.0	6.2%	28.4
18/05/2024 13:00:00	34.4	131	154	45	38.1	11.7%	29.3
18/05/2024 14:00:00	35.4	102	120	50	39.1	15.8%	30.2
18/05/2024 15:00:00	34.1	120	141	45	37.9	9.2%	29.0
18/05/2024 16:00:00	34.5	109	128	45	38.2	11.7%	29.7
18/05/2024 17:00:00	34.4	123	145	45	38.1	11.7%	29.4
18/05/2024 18:00:00	33.8	115	135	45	38.1	5.9%	29.0
18/05/2024 19:00:00	34.0	122	144	45	38.0	7.6%	29.0
18/05/2024 20:00:00	36.4	82	96	55	39.2	18.8%	29.9
18/05/2024 21:00:00	34.1	43	51	45	38.5	9.8%	29.9
18/05/2024 22:00:00	34.4	51	60	40	37.5	11.7%	29.4
18/05/2024 23:00:00	33.5	35	41	40	37.5	4.9%	29.0
19/05/2024 00:00:00	37.1	39	46	40	37.5	26.1%	30.7
19/05/2024 01:00:00	35.0	31	36	45	39.5	13.9%	29.6
19/05/2024 02:00:00	38.3	8	9	40	37.5	33.3%	30.1
19/05/2024 03:00:00	30.0	4	5	35	0.0	0.0%	24.2
19/05/2024 04:00:00	40.0	2	2	40	37.5	50.0%	32.0
19/05/2024 05:00:00	37.5	5	6	40	37.5	33.3%	28.7
19/05/2024 06:00:00	40.0	3	4	50	42.5	50.0%	35.8
19/05/2024 07:00:00	37.5	8	10	45	39.2	30.0%	31.1
19/05/2024 08:00:00	36.7	14	17	45	38.8	23.5%	31.4
19/05/2024 09:00:00	34.4	28	33	45	38.8	12.1%	28.2
19/05/2024 10:00:00	36.0	63	74	50	39.0	17.6%	29.9

Incoming Summary
2024 June Westfield Road Bolebec

from Mon-Apr-29-2024-11-00-AM to Thu-Jun-13-2024-09-59-AM

19/05/2024 11:00:00	34.1	75	88	45	38.1	10.2%	28.7
19/05/2024 12:00:00	33.4	99	116	40	37.5	6.9%	28.6
19/05/2024 13:00:00	33.6	150	177	50	38.9	7.9%	28.3
19/05/2024 14:00:00	34.6	126	148	45	37.8	13.5%	28.2
19/05/2024 15:00:00	34.3	98	115	45	37.9	11.3%	28.9
19/05/2024 16:00:00	34.2	99	117	45	37.9	10.3%	29.0
19/05/2024 17:00:00	34.4	82	97	45	38.0	11.3%	29.5
19/05/2024 18:00:00	34.6	68	80	45	38.5	12.5%	29.8
19/05/2024 19:00:00	34.6	63	74	45	38.6	12.2%	30.0
19/05/2024 20:00:00	35.0	58	68	50	40.0	14.7%	31.2
19/05/2024 21:00:00	37.0	43	51	45	38.3	23.5%	30.7
19/05/2024 22:00:00	34.4	33	39	50	40.5	12.8%	29.1
19/05/2024 23:00:00	35.0	14	17	45	39.2	17.6%	30.5
20/05/2024 00:00:00	32.5	8	10	35	0.0	0.0%	27.2
20/05/2024 01:00:00	40.0	5	6	50	40.8	50.0%	33.8
20/05/2024 02:00:00	37.5	8	9	40	37.5	22.2%	25.0
20/05/2024 03:00:00	0.0	0	0	0	0.0	0.0%	0.0
20/05/2024 04:00:00	35.0	5	6	40	37.5	16.7%	28.7
20/05/2024 05:00:00	45.0	3	3	45	42.5	33.3%	33.7
20/05/2024 06:00:00	37.5	14	17	40	37.5	35.3%	29.9
20/05/2024 07:00:00	35.0	30	35	45	38.5	14.3%	29.2
20/05/2024 08:00:00	33.5	97	114	40	37.5	4.4%	28.8
20/05/2024 09:00:00	33.7	137	161	45	38.1	5.0%	29.2
20/05/2024 10:00:00	34.8	90	106	45	37.8	14.2%	29.4
20/05/2024 11:00:00	33.0	79	93	40	37.5	6.5%	27.5
20/05/2024 12:00:00	34.3	78	92	50	38.9	12.0%	29.0
20/05/2024 13:00:00	33.4	101	119	45	38.6	7.6%	27.7
20/05/2024 14:00:00	32.8	109	128	40	37.5	4.7%	27.4
20/05/2024 15:00:00	33.9	89	105	45	38.0	9.5%	28.6
20/05/2024 16:00:00	32.2	149	175	40	37.5	4.0%	26.2
20/05/2024 17:00:00	33.7	160	188	45	37.8	8.5%	28.4
20/05/2024 18:00:00	33.5	190	223	40	37.5	5.8%	28.6
20/05/2024 19:00:00	34.6	128	150	40	37.5	12.7%	29.0
20/05/2024 20:00:00	34.6	108	127	45	38.1	12.6%	29.6
20/05/2024 21:00:00	34.6	63	74	45	38.1	12.2%	29.3
20/05/2024 22:00:00	33.3	48	56	45	40.8	5.4%	29.1
20/05/2024 23:00:00	33.9	27	32	40	37.5	6.3%	29.6
21/05/2024 00:00:00	34.0	18	21	40	37.5	9.5%	28.6
21/05/2024 01:00:00	30.0	6	7	35	0.0	0.0%	27.9
21/05/2024 02:00:00	27.5	8	10	45	42.5	10.0%	18.8
21/05/2024 03:00:00	25.0	2	2	25	0.0	0.0%	22.0
21/05/2024 04:00:00	45.0	2	2	45	42.5	50.0%	32.0
21/05/2024 05:00:00	40.0	2	2	40	37.5	50.0%	27.0
21/05/2024 06:00:00	40.0	13	15	45	40.8	20.0%	29.2
21/05/2024 07:00:00	33.5	26	31	45	40.0	6.5%	29.0
21/05/2024 08:00:00	34.0	101	119	45	38.0	8.4%	29.0
21/05/2024 09:00:00	32.8	142	167	40	37.5	1.8%	27.7
21/05/2024 10:00:00	34.0	75	88	45	38.1	9.1%	29.0

Incoming Summary
2024 June Westfield Road Bolebec

from Mon-Apr-29-2024-11-00-AM to Thu-Jun-13-2024-09-59-AM

21/05/2024 11:00:00	32.9	70	82	45	38.5	6.1%	27.5
21/05/2024 12:00:00	34.0	73	86	45	38.6	10.5%	28.8
21/05/2024 13:00:00	33.6	105	123	40	37.5	7.3%	28.3
21/05/2024 14:00:00	33.9	130	153	45	38.7	8.5%	28.5
21/05/2024 15:00:00	33.7	81	95	40	37.5	8.4%	28.4
21/05/2024 16:00:00	32.5	123	145	45	38.3	4.1%	26.7
21/05/2024 17:00:00	33.0	170	200	45	37.9	6.0%	28.1
21/05/2024 18:00:00	33.2	178	209	45	38.0	4.8%	28.2
21/05/2024 19:00:00	34.1	139	163	40	37.5	9.2%	29.1
21/05/2024 20:00:00	34.5	96	113	45	38.6	12.4%	29.7
21/05/2024 21:00:00	36.1	63	74	40	37.5	18.9%	29.3
21/05/2024 22:00:00	34.2	35	41	45	38.8	9.8%	29.5
21/05/2024 23:00:00	36.2	23	27	45	38.5	18.5%	30.3
22/05/2024 00:00:00	33.8	18	21	40	37.5	4.8%	29.5
22/05/2024 01:00:00	38.3	12	14	40	37.5	42.9%	31.6
22/05/2024 02:00:00	20.0	9	11	35	0.0	0.0%	17.3
22/05/2024 03:00:00	20.0	1	1	20	0.0	0.0%	17.0
22/05/2024 04:00:00	40.0	3	3	40	37.5	33.3%	23.7
22/05/2024 05:00:00	27.5	3	4	30	0.0	0.0%	22.0
22/05/2024 06:00:00	35.0	11	13	40	37.5	15.4%	29.5
22/05/2024 07:00:00	33.3	20	23	40	37.5	4.3%	28.2
22/05/2024 08:00:00	33.5	94	111	40	37.5	7.2%	28.5
22/05/2024 09:00:00	33.0	134	158	40	37.5	3.2%	28.4
22/05/2024 10:00:00	33.8	94	110	45	39.0	9.1%	28.8
22/05/2024 11:00:00	32.1	71	84	40	37.5	2.4%	27.8
22/05/2024 12:00:00	33.2	71	84	40	37.5	7.1%	28.3
22/05/2024 13:00:00	33.6	92	108	40	37.5	5.6%	28.3
22/05/2024 14:00:00	34.0	99	116	45	38.8	6.9%	29.3
22/05/2024 15:00:00	33.4	79	93	40	37.5	5.4%	28.6
22/05/2024 16:00:00	31.4	138	162	40	37.5	1.9%	26.9
22/05/2024 17:00:00	33.4	167	197	45	38.3	6.6%	27.8
22/05/2024 18:00:00	34.0	183	215	40	37.5	9.3%	28.9
22/05/2024 19:00:00	33.6	158	186	40	37.5	6.5%	29.0
22/05/2024 20:00:00	34.3	82	97	45	38.0	11.3%	29.6
22/05/2024 21:00:00	34.7	63	74	45	38.1	12.2%	29.8
22/05/2024 22:00:00	36.0	45	53	45	39.7	17.0%	31.1
22/05/2024 23:00:00	33.7	41	48	40	37.5	6.3%	28.8
23/05/2024 00:00:00	36.2	19	22	40	37.5	18.2%	29.9
23/05/2024 01:00:00	37.5	7	8	40	37.5	25.0%	30.9
23/05/2024 02:00:00	30.0	9	11	40	37.5	9.1%	19.1
23/05/2024 03:00:00	40.0	1	1	40	37.5	100.0%	37.0
23/05/2024 04:00:00	50.0	2	2	50	47.5	50.0%	34.5
23/05/2024 05:00:00	0.0	0	0	0	0.0	0.0%	0.0
23/05/2024 06:00:00	35.0	15	18	45	39.2	16.7%	28.6
23/05/2024 07:00:00	33.6	27	32	45	40.8	9.4%	28.5
23/05/2024 08:00:00	33.6	116	137	40	37.5	7.3%	29.1
23/05/2024 09:00:00	33.1	132	155	40	37.5	3.9%	28.4
23/05/2024 10:00:00	33.9	82	96	40	37.5	6.3%	29.3

Incoming Summary
2024 June Westfield Road Bolebec

from Mon-Apr-29-2024-11-00-AM to Thu-Jun-13-2024-09-59-AM

23/05/2024 11:00:00	34.3	84	99	45	38.4	11.1%	28.7
23/05/2024 12:00:00	33.6	99	116	40	37.5	7.8%	28.6
23/05/2024 13:00:00	33.9	89	105	45	38.5	9.5%	28.6
23/05/2024 14:00:00	33.8	101	119	50	38.8	10.1%	28.6
23/05/2024 15:00:00	33.2	94	110	40	37.5	3.6%	28.6
23/05/2024 16:00:00	33.4	124	146	45	38.6	6.2%	28.0
23/05/2024 17:00:00	33.6	169	199	45	38.2	7.5%	28.5
23/05/2024 18:00:00	33.5	198	233	40	37.5	6.4%	28.6
23/05/2024 19:00:00	34.1	160	188	45	38.1	9.6%	28.8
23/05/2024 20:00:00	34.6	109	128	40	37.5	12.5%	29.1
23/05/2024 21:00:00	32.9	76	90	45	38.3	6.7%	27.7
23/05/2024 22:00:00	34.1	47	55	50	40.0	10.9%	29.0
23/05/2024 23:00:00	34.5	41	48	50	39.2	12.5%	29.7
24/05/2024 00:00:00	38.8	18	21	45	38.1	42.9%	32.3
24/05/2024 01:00:00	36.7	11	13	40	37.5	23.1%	32.4
24/05/2024 02:00:00	35.0	8	10	45	40.0	20.0%	24.8
24/05/2024 03:00:00	37.5	7	8	40	37.5	25.0%	29.3
24/05/2024 04:00:00	40.0	3	4	50	42.5	50.0%	34.5
24/05/2024 05:00:00	35.0	2	2	35	0.0	0.0%	29.5
24/05/2024 06:00:00	36.7	19	22	45	38.8	18.2%	30.8
24/05/2024 07:00:00	38.0	21	25	45	38.9	28.0%	30.9
24/05/2024 08:00:00	34.3	94	110	45	37.9	10.9%	29.2
24/05/2024 09:00:00	34.2	108	127	45	37.9	10.2%	29.5
24/05/2024 10:00:00	33.9	98	115	45	38.5	8.7%	28.4
24/05/2024 11:00:00	34.2	70	82	45	38.1	9.8%	28.8
24/05/2024 12:00:00	33.6	95	112	45	38.0	8.9%	28.8
24/05/2024 13:00:00	33.1	116	137	45	38.1	6.6%	28.0
24/05/2024 14:00:00	33.6	116	136	45	37.9	8.8%	28.1
24/05/2024 15:00:00	33.4	109	128	45	38.2	5.5%	28.0
24/05/2024 16:00:00	33.8	151	178	50	38.1	9.0%	28.1
24/05/2024 17:00:00	32.9	148	174	45	38.1	5.2%	28.3
24/05/2024 18:00:00	33.9	167	196	45	38.1	9.2%	28.8
24/05/2024 19:00:00	33.6	116	136	45	38.1	6.6%	28.5
24/05/2024 20:00:00	34.9	99	117	50	38.1	14.5%	30.5
24/05/2024 21:00:00	35.6	69	81	45	39.4	16.0%	30.2
24/05/2024 22:00:00	34.3	31	36	40	37.5	8.3%	29.8
24/05/2024 23:00:00	36.9	35	41	45	38.1	22.0%	30.7
25/05/2024 00:00:00	36.0	27	32	45	38.3	18.8%	29.7
25/05/2024 01:00:00	38.1	30	35	50	39.0	28.6%	32.2
25/05/2024 02:00:00	41.7	11	13	45	41.3	30.8%	32.6
25/05/2024 03:00:00	32.5	7	8	35	0.0	0.0%	25.3
25/05/2024 04:00:00	35.0	3	4	40	37.5	25.0%	32.0
25/05/2024 05:00:00	40.0	2	2	40	37.5	50.0%	34.5
25/05/2024 06:00:00	37.5	3	4	40	37.5	50.0%	33.5
25/05/2024 07:00:00	35.0	7	8	40	37.5	12.5%	28.4
25/05/2024 08:00:00	35.0	23	27	45	38.8	14.8%	30.0
25/05/2024 09:00:00	36.5	44	52	45	38.0	21.2%	30.4
25/05/2024 10:00:00	34.5	78	92	45	38.0	12.0%	29.4

Incoming Summary
2024 June Westfield Road Bolebec

from Mon-Apr-29-2024-11-00-AM to Thu-Jun-13-2024-09-59-AM

25/05/2024 11:00:00	33.9	105	123	45	38.0	8.1%	28.7
25/05/2024 12:00:00	34.3	128	151	45	38.4	10.6%	28.8
25/05/2024 13:00:00	34.5	99	116	45	37.9	12.1%	28.9
25/05/2024 14:00:00	34.3	133	156	50	38.1	10.9%	28.8
25/05/2024 15:00:00	34.1	99	117	45	37.9	11.1%	28.9
25/05/2024 16:00:00	34.3	87	102	45	38.4	10.8%	28.9
25/05/2024 17:00:00	35.0	88	104	45	38.1	15.4%	29.8
25/05/2024 18:00:00	35.8	99	116	45	38.0	17.2%	30.2
25/05/2024 19:00:00	34.4	67	79	45	38.1	10.1%	29.9
25/05/2024 20:00:00	34.4	78	92	45	39.2	9.8%	29.8
25/05/2024 21:00:00	35.0	34	40	50	40.8	15.0%	31.5
25/05/2024 22:00:00	36.2	35	41	45	39.6	17.1%	30.1
25/05/2024 23:00:00	34.1	37	44	45	40.0	9.1%	29.7
26/05/2024 00:00:00	38.6	26	30	50	39.7	30.0%	32.0
26/05/2024 01:00:00	34.4	21	25	50	42.5	12.0%	30.0
26/05/2024 02:00:00	38.3	9	11	50	40.0	36.4%	32.5
26/05/2024 03:00:00	35.0	2	2	35	0.0	0.0%	29.5
26/05/2024 04:00:00	30.0	1	1	30	0.0	0.0%	27.0
26/05/2024 05:00:00	35.0	3	3	35	0.0	0.0%	30.7
26/05/2024 06:00:00	40.0	3	3	40	37.5	33.3%	34.0
26/05/2024 07:00:00	40.0	6	7	45	39.2	42.9%	33.0
26/05/2024 08:00:00	30.0	14	17	40	37.5	5.9%	26.9
26/05/2024 09:00:00	34.1	29	34	45	40.8	8.8%	29.3
26/05/2024 10:00:00	38.1	31	37	50	39.3	29.7%	31.4
26/05/2024 11:00:00	33.6	66	78	40	37.5	5.1%	29.2
26/05/2024 12:00:00	35.0	88	103	45	38.5	14.6%	29.6
26/05/2024 13:00:00	34.4	110	129	45	38.2	11.6%	29.2
26/05/2024 14:00:00	34.2	86	101	45	39.0	9.9%	29.1
26/05/2024 15:00:00	34.0	105	123	55	39.0	8.1%	29.1
26/05/2024 16:00:00	35.0	100	118	45	39.4	15.3%	29.8
26/05/2024 17:00:00	33.9	82	96	45	40.0	6.3%	29.2
26/05/2024 18:00:00	36.5	60	71	45	38.2	21.1%	30.5
26/05/2024 19:00:00	37.5	63	74	50	39.3	23.0%	31.4
26/05/2024 20:00:00	34.4	56	66	45	38.2	10.6%	29.7
26/05/2024 21:00:00	37.3	38	45	45	37.9	26.7%	31.3
26/05/2024 22:00:00	35.8	37	44	45	38.8	18.2%	30.7
26/05/2024 23:00:00	36.7	19	22	45	38.8	18.2%	31.5
27/05/2024 00:00:00	40.0	13	15	45	40.0	26.7%	31.7
27/05/2024 01:00:00	37.5	12	14	45	39.2	21.4%	30.1
27/05/2024 02:00:00	40.0	4	5	45	39.2	60.0%	35.0
27/05/2024 03:00:00	35.0	2	2	35	0.0	0.0%	32.0
27/05/2024 04:00:00	0.0	0	0	0	0.0	0.0%	0.0
27/05/2024 05:00:00	0.0	0	0	0	0.0	0.0%	0.0
27/05/2024 06:00:00	50.0	3	3	50	47.5	33.3%	35.3
27/05/2024 07:00:00	0.0	0	0	0	0.0	0.0%	0.0
27/05/2024 08:00:00	40.0	9	11	45	40.8	27.3%	30.3
27/05/2024 09:00:00	35.0	22	26	45	38.8	15.4%	28.1
27/05/2024 10:00:00	34.5	56	66	40	37.5	12.1%	28.3

Incoming Summary
2024 June Westfield Road Bolebec

from Mon-Apr-29-2024-11-00-AM to Thu-Jun-13-2024-09-59-AM

27/05/2024 11:00:00	34.1	64	75	45	38.2	9.3%	29.0
27/05/2024 12:00:00	33.7	94	111	45	38.1	7.2%	28.8
27/05/2024 13:00:00	33.7	100	118	45	38.9	5.9%	29.0
27/05/2024 14:00:00	34.4	94	111	45	39.0	11.7%	29.9
27/05/2024 15:00:00	34.3	94	111	40	37.5	9.9%	29.5
27/05/2024 16:00:00	34.5	87	102	45	38.4	10.8%	29.4
27/05/2024 17:00:00	34.4	81	95	40	37.5	10.5%	29.7
27/05/2024 18:00:00	34.5	76	90	45	38.9	12.2%	30.4
27/05/2024 19:00:00	38.9	68	80	45	39.0	33.8%	32.7
27/05/2024 20:00:00	36.1	48	56	45	38.0	17.9%	31.0
27/05/2024 21:00:00	37.9	34	40	50	39.5	25.0%	32.0
27/05/2024 22:00:00	34.6	34	40	45	39.5	12.5%	30.5
27/05/2024 23:00:00	38.1	26	30	45	38.1	30.0%	31.4
28/05/2024 00:00:00	37.5	17	20	45	38.5	25.0%	30.3
28/05/2024 01:00:00	40.0	6	7	45	40.0	28.6%	32.0
28/05/2024 02:00:00	27.5	8	10	40	37.5	10.0%	18.8
28/05/2024 03:00:00	40.0	2	2	40	37.5	50.0%	32.0
28/05/2024 04:00:00	40.0	1	1	40	37.5	100.0%	37.0
28/05/2024 05:00:00	35.0	3	3	35	0.0	0.0%	29.0
28/05/2024 06:00:00	37.5	10	12	45	39.2	25.0%	32.3
28/05/2024 07:00:00	33.8	22	26	45	40.0	7.7%	28.5
28/05/2024 08:00:00	34.2	99	117	45	38.3	10.3%	29.8
28/05/2024 09:00:00	33.8	103	121	40	37.5	7.4%	29.0
28/05/2024 10:00:00	33.4	92	108	45	38.2	6.5%	28.4
28/05/2024 11:00:00	32.6	104	122	45	38.5	4.1%	27.6
28/05/2024 12:00:00	33.5	169	199	45	37.8	8.0%	28.6
28/05/2024 13:00:00	33.8	151	178	40	37.5	9.0%	28.1
28/05/2024 14:00:00	33.0	169	199	40	37.5	4.5%	28.3
28/05/2024 15:00:00	33.4	178	209	45	38.3	6.2%	28.1
28/05/2024 16:00:00	32.1	155	182	45	38.0	5.5%	26.1
28/05/2024 17:00:00	34.1	138	162	45	38.5	9.3%	29.0
28/05/2024 18:00:00	33.4	167	197	45	38.7	6.6%	28.7
28/05/2024 19:00:00	33.6	139	163	45	38.1	4.9%	29.2
28/05/2024 20:00:00	34.5	82	97	50	39.6	12.4%	30.1
28/05/2024 21:00:00	36.7	42	50	50	38.9	22.0%	31.0
28/05/2024 22:00:00	34.4	40	47	45	38.5	10.6%	29.4
28/05/2024 23:00:00	32.0	31	37	40	37.5	8.1%	27.9
29/05/2024 00:00:00	32.5	22	26	45	40.0	7.7%	27.8
29/05/2024 01:00:00	37.5	6	7	40	37.5	28.6%	30.7
29/05/2024 02:00:00	30.0	11	13	40	37.5	7.7%	21.9
29/05/2024 03:00:00	40.0	1	1	40	37.5	100.0%	37.0
29/05/2024 04:00:00	20.0	1	1	20	0.0	0.0%	17.0
29/05/2024 05:00:00	25.0	3	4	45	42.5	25.0%	24.5
29/05/2024 06:00:00	37.5	12	14	45	39.2	21.4%	30.6
29/05/2024 07:00:00	35.0	16	19	45	39.2	15.8%	30.2
29/05/2024 08:00:00	34.1	94	110	45	38.9	10.0%	29.2
29/05/2024 09:00:00	33.8	109	128	45	38.3	9.4%	28.2
29/05/2024 10:00:00	34.8	120	141	45	38.3	13.5%	29.6

Incoming Summary
2024 June Westfield Road Bolebec

from Mon-Apr-29-2024-11-00-AM to Thu-Jun-13-2024-09-59-AM

29/05/2024 11:00:00	33.4	151	178	45	38.0	6.2%	28.2
29/05/2024 12:00:00	33.5	179	211	40	37.5	7.6%	28.5
29/05/2024 13:00:00	33.8	162	190	40	37.5	7.9%	28.7
29/05/2024 14:00:00	33.5	168	198	45	37.8	8.6%	28.3
29/05/2024 15:00:00	33.1	189	222	45	37.9	5.9%	28.0
29/05/2024 16:00:00	32.8	188	221	40	37.5	5.0%	27.2
29/05/2024 17:00:00	33.8	193	227	45	38.3	7.9%	28.8
29/05/2024 18:00:00	33.4	225	265	45	38.1	6.8%	28.2
29/05/2024 19:00:00	33.3	184	217	55	39.3	5.1%	28.7
29/05/2024 20:00:00	34.1	128	151	45	37.8	9.9%	29.1
29/05/2024 21:00:00	34.8	93	109	45	37.9	12.8%	30.0
29/05/2024 22:00:00	34.7	71	84	45	38.9	13.1%	30.2
29/05/2024 23:00:00	34.4	45	53	45	39.2	11.3%	30.0
30/05/2024 00:00:00	36.7	28	33	45	38.2	21.2%	30.8
30/05/2024 01:00:00	39.0	12	14	45	38.3	42.9%	32.0
30/05/2024 02:00:00	30.0	14	17	40	37.5	5.9%	22.8
30/05/2024 03:00:00	37.5	6	7	40	37.5	28.6%	29.3
30/05/2024 04:00:00	30.0	1	1	30	0.0	0.0%	27.0
30/05/2024 05:00:00	35.0	3	4	40	37.5	25.0%	32.0
30/05/2024 06:00:00	38.8	18	21	50	40.0	28.6%	31.6
30/05/2024 07:00:00	37.5	38	45	45	38.3	26.7%	30.5
30/05/2024 08:00:00	33.8	128	150	45	37.9	8.0%	28.5
30/05/2024 09:00:00	34.3	141	166	40	37.5	10.2%	29.5
30/05/2024 10:00:00	34.1	120	141	50	38.6	9.9%	29.0
30/05/2024 11:00:00	33.8	140	165	45	37.9	7.9%	28.9
30/05/2024 12:00:00	33.4	146	172	45	38.1	4.7%	28.8
30/05/2024 13:00:00	33.3	162	190	40	37.5	6.8%	28.3
30/05/2024 14:00:00	33.3	180	212	45	38.4	5.2%	28.7
30/05/2024 15:00:00	33.5	164	193	45	38.4	5.7%	28.3
30/05/2024 16:00:00	32.5	231	272	40	37.5	4.4%	27.2
30/05/2024 17:00:00	33.8	187	220	40	37.5	8.2%	28.5
30/05/2024 18:00:00	33.2	184	216	40	37.5	5.1%	28.2
30/05/2024 19:00:00	33.5	137	161	45	38.5	6.2%	28.5
30/05/2024 20:00:00	34.1	90	106	45	38.6	8.5%	29.5
30/05/2024 21:00:00	37.1	58	68	45	38.5	22.1%	31.1
30/05/2024 22:00:00	35.0	39	46	45	38.9	15.2%	29.9
30/05/2024 23:00:00	36.7	44	52	50	40.0	19.2%	30.9
31/05/2024 00:00:00	38.8	24	28	45	39.6	25.0%	31.9
31/05/2024 01:00:00	34.0	13	15	40	37.5	6.7%	28.5
31/05/2024 02:00:00	36.7	9	11	40	37.5	27.3%	20.9
31/05/2024 03:00:00	35.0	4	5	45	42.5	20.0%	33.2
31/05/2024 04:00:00	35.0	3	4	45	42.5	25.0%	33.3
31/05/2024 05:00:00	20.0	3	4	30	0.0	0.0%	18.3
31/05/2024 06:00:00	34.2	14	17	40	37.5	11.8%	29.5
31/05/2024 07:00:00	38.3	19	22	50	40.5	22.7%	30.0
31/05/2024 08:00:00	33.7	87	102	40	37.5	5.9%	28.2
31/05/2024 09:00:00	34.4	93	109	45	38.3	11.9%	28.8
31/05/2024 10:00:00	33.6	141	166	40	37.5	7.8%	28.1

Incoming Summary
2024 June Westfield Road Bolebec

from Mon-Apr-29-2024-11-00-AM to Thu-Jun-13-2024-09-59-AM

31/05/2024 11:00:00	33.3	151	178	45	38.0	6.2%	28.7
31/05/2024 12:00:00	33.0	164	193	40	37.5	4.7%	28.1
31/05/2024 13:00:00	33.0	201	237	45	38.2	3.0%	28.5
31/05/2024 14:00:00	33.6	193	227	40	37.5	6.2%	28.8
31/05/2024 15:00:00	33.6	168	198	45	38.2	7.1%	28.2
31/05/2024 16:00:00	33.2	212	250	45	38.2	6.0%	27.7
31/05/2024 17:00:00	33.7	172	202	45	38.4	5.4%	29.1
31/05/2024 18:00:00	34.1	153	180	45	37.8	9.4%	29.3
31/05/2024 19:00:00	34.6	102	120	50	39.2	12.5%	29.8
31/05/2024 20:00:00	33.8	93	109	50	39.6	6.4%	28.7
31/05/2024 21:00:00	36.5	72	85	55	40.0	18.8%	30.6
31/05/2024 22:00:00	33.3	32	38	40	37.5	5.3%	29.3
31/05/2024 23:00:00	37.0	26	30	50	39.2	20.0%	30.4
01/06/2024 00:00:00	35.0	30	35	45	39.5	14.3%	30.4
01/06/2024 01:00:00	39.0	20	24	45	39.4	33.3%	32.6
01/06/2024 02:00:00	38.0	19	22	45	38.3	27.3%	31.8
01/06/2024 03:00:00	33.3	5	6	35	0.0	0.0%	29.0
01/06/2024 04:00:00	40.0	3	4	45	39.2	75.0%	37.0
01/06/2024 05:00:00	35.0	3	3	35	0.0	0.0%	27.0
01/06/2024 06:00:00	35.0	5	6	40	37.5	16.7%	27.0
01/06/2024 07:00:00	35.0	3	3	35	0.0	0.0%	28.7
01/06/2024 08:00:00	35.0	17	20	40	37.5	15.0%	30.4
01/06/2024 09:00:00	35.0	39	46	40	37.5	15.2%	28.2
01/06/2024 10:00:00	33.2	75	88	45	38.1	9.1%	25.6
01/06/2024 11:00:00	33.8	96	113	40	37.5	9.7%	27.2
01/06/2024 12:00:00	34.2	94	110	45	38.5	9.1%	29.0
01/06/2024 13:00:00	34.3	113	133	45	38.8	11.3%	29.2
01/06/2024 14:00:00	34.0	101	119	45	38.3	10.1%	28.8
01/06/2024 15:00:00	34.4	91	107	45	38.3	12.1%	29.1
01/06/2024 16:00:00	34.3	99	116	40	37.5	9.5%	29.5
01/06/2024 17:00:00	35.0	111	131	45	38.0	15.3%	29.7
01/06/2024 18:00:00	34.3	98	115	45	38.3	10.4%	29.3
01/06/2024 19:00:00	34.8	85	100	40	37.5	14.0%	29.8
01/06/2024 20:00:00	35.0	72	85	55	41.7	15.3%	31.1
01/06/2024 21:00:00	36.9	53	62	45	37.9	22.6%	30.6
01/06/2024 22:00:00	37.1	39	46	45	39.0	21.7%	31.7
01/06/2024 23:00:00	33.3	37	44	40	37.5	2.3%	29.3
02/06/2024 00:00:00	38.0	25	29	45	38.9	24.1%	30.9
02/06/2024 01:00:00	37.5	17	20	45	40.0	20.0%	29.7
02/06/2024 02:00:00	40.0	8	9	45	38.5	55.6%	35.6
02/06/2024 03:00:00	35.0	3	4	40	37.5	25.0%	33.5
02/06/2024 04:00:00	40.0	2	2	40	37.5	50.0%	34.5
02/06/2024 05:00:00	35.0	3	3	35	0.0	0.0%	28.7
02/06/2024 06:00:00	45.0	3	3	45	40.0	66.7%	33.7
02/06/2024 07:00:00	37.5	3	4	40	37.5	50.0%	33.3
02/06/2024 08:00:00	40.0	13	15	50	40.5	33.3%	32.5
02/06/2024 09:00:00	33.0	20	24	35	0.0	0.0%	27.7
02/06/2024 10:00:00	35.0	46	54	45	38.8	14.8%	30.6

Incoming Summary
2024 June Westfield Road Bolebec

from Mon-Apr-29-2024-11-00-AM to Thu-Jun-13-2024-09-59-AM

02/06/2024 11:00:00	34.2	75	88	45	38.1	10.2%	29.0
02/06/2024 12:00:00	33.2	105	123	40	37.5	5.7%	27.7
02/06/2024 13:00:00	34.4	114	134	45	38.7	12.7%	28.7
02/06/2024 14:00:00	35.6	94	110	45	38.1	16.4%	29.6
02/06/2024 15:00:00	33.8	94	110	45	38.8	7.3%	28.7
02/06/2024 16:00:00	35.3	107	126	45	38.5	15.9%	29.7
02/06/2024 17:00:00	35.0	96	113	55	39.3	15.0%	29.6
02/06/2024 18:00:00	34.6	71	84	45	38.0	13.1%	29.5
02/06/2024 19:00:00	35.0	77	91	45	38.9	15.4%	30.1
02/06/2024 20:00:00	36.1	47	55	45	38.0	18.2%	30.9
02/06/2024 21:00:00	34.5	42	50	50	38.9	14.0%	28.8
02/06/2024 22:00:00	35.0	30	35	45	39.5	14.3%	30.1
02/06/2024 23:00:00	35.0	17	20	40	37.5	15.0%	30.6
03/06/2024 00:00:00	38.3	9	11	50	40.0	36.4%	32.3
03/06/2024 01:00:00	40.0	8	9	45	40.0	22.2%	27.6
03/06/2024 02:00:00	20.0	4	5	25	0.0	0.0%	15.2
03/06/2024 03:00:00	40.0	3	3	40	37.5	33.3%	28.7
03/06/2024 04:00:00	40.0	3	3	40	37.5	33.3%	30.3
03/06/2024 05:00:00	10.0	1	1	10	0.0	0.0%	7.0
03/06/2024 06:00:00	40.0	10	12	50	42.5	25.0%	31.8
03/06/2024 07:00:00	36.2	30	35	45	39.2	17.1%	29.8
03/06/2024 08:00:00	34.6	110	129	45	37.8	11.6%	29.9
03/06/2024 09:00:00	33.3	133	157	45	38.6	5.7%	28.5
03/06/2024 10:00:00	34.0	94	111	45	38.4	9.9%	28.8
03/06/2024 11:00:00	34.1	82	96	45	38.1	8.3%	29.0
03/06/2024 12:00:00	33.0	94	111	45	39.2	2.7%	28.5
03/06/2024 13:00:00	32.4	134	158	40	37.5	4.4%	27.7
03/06/2024 14:00:00	33.4	133	157	45	38.0	7.0%	28.3
03/06/2024 15:00:00	33.6	110	130	45	38.0	8.5%	29.0
03/06/2024 16:00:00	32.2	158	186	40	37.5	3.8%	27.2
03/06/2024 17:00:00	33.9	156	184	50	38.5	8.2%	29.3
03/06/2024 18:00:00	33.6	196	230	45	38.2	6.5%	28.7
03/06/2024 19:00:00	34.5	133	156	45	38.1	11.5%	29.1
03/06/2024 20:00:00	33.2	102	120	45	38.2	5.8%	28.5
03/06/2024 21:00:00	33.4	53	62	45	40.0	6.5%	28.2
03/06/2024 22:00:00	34.5	48	57	45	38.9	12.3%	30.0
03/06/2024 23:00:00	35.8	29	34	40	37.5	17.6%	30.5
04/06/2024 00:00:00	36.7	15	18	50	40.0	22.2%	30.8
04/06/2024 01:00:00	37.5	7	8	40	37.5	25.0%	29.8
04/06/2024 02:00:00	37.5	8	10	45	39.2	30.0%	21.8
04/06/2024 03:00:00	0.0	0	0	0	0.0	0.0%	0.0
04/06/2024 04:00:00	30.0	3	3	30	0.0	0.0%	22.0
04/06/2024 05:00:00	45.0	1	1	45	42.5	100.0%	42.0
04/06/2024 06:00:00	35.0	12	14	45	42.5	14.3%	29.7
04/06/2024 07:00:00	37.5	33	39	45	39.2	23.1%	30.7
04/06/2024 08:00:00	33.4	102	120	45	38.3	5.0%	28.9
04/06/2024 09:00:00	33.2	150	177	45	37.9	6.8%	28.3
04/06/2024 10:00:00	34.3	83	98	45	38.4	11.2%	29.2

Incoming Summary
2024 June Westfield Road Bolebec

from Mon-Apr-29-2024-11-00-AM to Thu-Jun-13-2024-09-59-AM

04/06/2024 11:00:00	32.8	94	111	40	37.5	3.6%	27.8
04/06/2024 12:00:00	32.4	94	111	45	38.5	4.5%	27.8
04/06/2024 13:00:00	33.2	127	149	40	37.5	5.4%	28.0
04/06/2024 14:00:00	33.9	123	145	45	38.2	9.7%	28.7
04/06/2024 15:00:00	34.9	119	140	45	38.5	14.3%	29.5
04/06/2024 16:00:00	32.9	151	178	45	37.9	6.7%	27.6
04/06/2024 17:00:00	33.2	183	215	45	38.0	5.1%	28.2
04/06/2024 18:00:00	33.4	178	210	50	38.9	6.7%	28.5
04/06/2024 19:00:00	33.2	146	172	45	37.9	7.0%	28.0
04/06/2024 20:00:00	35.0	94	110	50	38.8	14.5%	29.5
04/06/2024 21:00:00	34.7	61	72	45	38.5	13.9%	29.1
04/06/2024 22:00:00	36.2	31	36	45	39.2	16.7%	29.1
04/06/2024 23:00:00	34.4	37	44	45	38.3	13.6%	29.2
05/06/2024 00:00:00	37.5	15	18	45	40.0	22.2%	32.0
05/06/2024 01:00:00	40.0	6	7	45	40.0	28.6%	32.0
05/06/2024 02:00:00	30.0	8	10	45	40.0	20.0%	21.8
05/06/2024 03:00:00	15.0	1	1	15	0.0	0.0%	12.0
05/06/2024 04:00:00	35.0	3	4	50	47.5	25.0%	29.5
05/06/2024 05:00:00	35.0	3	3	35	0.0	0.0%	27.3
05/06/2024 06:00:00	35.0	8	9	45	42.5	11.1%	29.9
05/06/2024 07:00:00	34.3	36	42	40	37.5	9.5%	29.2
05/06/2024 08:00:00	33.3	110	130	45	38.2	5.4%	28.5
05/06/2024 09:00:00	33.3	144	169	45	38.4	6.5%	28.3
05/06/2024 10:00:00	34.4	105	123	45	37.9	11.4%	28.7
05/06/2024 11:00:00	34.5	100	118	50	39.0	11.0%	30.0
05/06/2024 12:00:00	35.0	105	123	45	37.8	14.6%	28.5
05/06/2024 13:00:00	33.5	143	168	45	38.4	6.5%	28.3
05/06/2024 14:00:00	33.0	135	159	40	37.5	4.4%	28.2
05/06/2024 15:00:00	33.2	123	145	40	37.5	6.9%	27.6
05/06/2024 16:00:00	32.1	179	211	45	38.1	3.8%	26.6
05/06/2024 17:00:00	33.8	162	190	40	37.5	8.4%	28.5
05/06/2024 18:00:00	33.1	196	231	45	39.3	6.1%	28.3
05/06/2024 19:00:00	33.4	150	176	45	38.2	4.0%	28.4
05/06/2024 20:00:00	34.6	106	125	45	37.8	12.0%	29.8
05/06/2024 21:00:00	34.3	81	95	45	38.0	10.5%	29.2
05/06/2024 22:00:00	35.0	62	73	45	38.4	15.1%	29.4
05/06/2024 23:00:00	33.8	36	42	40	37.5	7.1%	28.9
06/06/2024 00:00:00	36.7	18	21	45	38.8	19.0%	30.9
06/06/2024 01:00:00	35.0	7	8	40	37.5	12.5%	30.4
06/06/2024 02:00:00	31.7	12	14	35	0.0	0.0%	17.6
06/06/2024 03:00:00	25.0	1	1	25	0.0	0.0%	22.0
06/06/2024 04:00:00	30.0	3	4	50	47.5	25.0%	27.0
06/06/2024 05:00:00	37.5	3	4	40	37.5	50.0%	33.5
06/06/2024 06:00:00	37.5	13	15	45	39.2	20.0%	27.3
06/06/2024 07:00:00	35.0	21	25	45	40.0	16.0%	29.7
06/06/2024 08:00:00	33.5	100	118	40	37.5	8.5%	28.3
06/06/2024 09:00:00	33.5	165	194	45	37.8	8.2%	28.4
06/06/2024 10:00:00	34.0	90	106	45	38.5	9.4%	29.1

Incoming Summary
 2024 June Westfield Road Bolebec

from Mon-Apr-29-2024-11-00-AM to Thu-Jun-13-2024-09-59-AM

06/06/2024 11:00:00	32.5	74	87	40	37.5	3.4%	27.5
06/06/2024 12:00:00	33.4	100	118	45	38.9	5.9%	28.3
06/06/2024 13:00:00	34.2	97	114	40	37.5	9.6%	29.2
06/06/2024 14:00:00	33.9	88	104	45	39.7	8.7%	29.1
06/06/2024 15:00:00	33.3	100	118	45	38.0	8.5%	28.3
06/06/2024 16:00:00	33.1	162	191	45	38.4	5.8%	27.6
06/06/2024 17:00:00	30.0	167	196	45	39.6	3.6%	26.1
06/06/2024 18:00:00	32.6	180	212	45	37.9	6.1%	27.3
06/06/2024 19:00:00	33.0	161	189	45	38.2	3.7%	28.2
06/06/2024 20:00:00	34.4	109	128	45	38.6	10.9%	29.7
06/06/2024 21:00:00	34.6	72	85	50	41.1	12.9%	29.7
06/06/2024 22:00:00	33.7	56	66	45	38.5	7.6%	29.0
06/06/2024 23:00:00	34.2	41	48	45	38.5	10.4%	29.0
07/06/2024 00:00:00	37.5	20	23	45	38.5	21.7%	30.7
07/06/2024 01:00:00	37.5	14	17	50	41.3	23.5%	31.1
07/06/2024 02:00:00	35.0	8	9	40	37.5	11.1%	22.2
07/06/2024 03:00:00	30.0	1	1	30	0.0	0.0%	27.0
07/06/2024 04:00:00	15.0	1	1	15	0.0	0.0%	12.0
07/06/2024 05:00:00	40.0	1	1	40	37.5	100.0%	37.0
07/06/2024 06:00:00	38.0	14	16	40	37.5	31.3%	30.0
07/06/2024 07:00:00	33.8	26	31	45	39.2	9.7%	27.5
07/06/2024 08:00:00	35.7	73	86	45	37.8	17.4%	30.0
07/06/2024 09:00:00	34.2	105	124	45	38.2	11.3%	28.8
07/06/2024 10:00:00	34.1	73	86	45	38.1	10.5%	28.8
07/06/2024 11:00:00	32.9	92	108	45	38.1	7.4%	27.2
07/06/2024 12:00:00	32.1	88	103	40	37.5	4.9%	27.4
07/06/2024 13:00:00	33.0	99	117	45	38.2	6.0%	28.3
07/06/2024 14:00:00	33.3	106	125	40	37.5	6.4%	28.1
07/06/2024 15:00:00	33.7	130	153	45	37.9	8.5%	28.0
07/06/2024 16:00:00	32.1	181	213	45	38.0	4.7%	26.4
07/06/2024 17:00:00	33.4	195	229	45	38.4	7.4%	28.3
07/06/2024 18:00:00	33.8	179	211	45	37.8	7.1%	28.4
07/06/2024 19:00:00	33.6	150	177	45	38.0	5.6%	28.3
07/06/2024 20:00:00	34.7	91	107	45	38.2	13.1%	29.8
07/06/2024 21:00:00	35.0	50	59	50	40.8	15.3%	30.5
07/06/2024 22:00:00	36.7	47	55	50	40.5	18.2%	30.4
07/06/2024 23:00:00	32.7	40	47	50	47.5	2.1%	28.0
08/06/2024 00:00:00	35.0	40	47	45	39.6	14.9%	29.7
08/06/2024 01:00:00	38.6	19	22	50	38.8	36.4%	31.9
08/06/2024 02:00:00	42.5	8	9	45	42.5	22.2%	32.9
08/06/2024 03:00:00	40.0	4	5	50	42.5	40.0%	32.0
08/06/2024 04:00:00	35.0	3	3	35	0.0	0.0%	28.7
08/06/2024 05:00:00	35.0	3	3	35	0.0	0.0%	28.7
08/06/2024 06:00:00	35.0	8	9	50	47.5	11.1%	29.3
08/06/2024 07:00:00	34.2	8	10	40	37.5	10.0%	29.9
08/06/2024 08:00:00	37.0	24	28	50	39.2	21.4%	30.5
08/06/2024 09:00:00	33.8	49	58	40	37.5	6.9%	28.9
08/06/2024 10:00:00	33.7	74	87	40	37.5	8.0%	27.8

Incoming Summary
2024 June Westfield Road Bolebec

from Mon-Apr-29-2024-11-00-AM to Thu-Jun-13-2024-09-59-AM

08/06/2024 11:00:00	33.3	107	126	45	38.1	7.1%	27.1
08/06/2024 12:00:00	33.7	96	113	40	37.5	6.2%	28.9
08/06/2024 13:00:00	33.3	105	123	40	37.5	5.7%	28.3
08/06/2024 14:00:00	32.8	103	121	50	41.5	4.1%	28.0
08/06/2024 15:00:00	34.1	88	104	45	38.0	10.6%	29.1
08/06/2024 16:00:00	33.6	102	120	45	38.8	6.7%	28.8
08/06/2024 17:00:00	35.7	104	122	50	39.3	16.4%	29.9
08/06/2024 18:00:00	34.9	103	121	45	37.8	14.0%	29.6
08/06/2024 19:00:00	34.3	76	89	45	38.6	10.1%	29.2
08/06/2024 20:00:00	35.6	75	88	45	39.3	15.9%	30.2
08/06/2024 21:00:00	34.3	52	61	45	39.2	9.8%	29.3
08/06/2024 22:00:00	35.0	42	49	50	38.9	14.3%	29.4
08/06/2024 23:00:00	36.0	28	33	45	38.3	18.2%	30.0
09/06/2024 00:00:00	38.3	30	35	45	40.4	20.0%	29.7
09/06/2024 01:00:00	37.5	20	23	50	39.5	21.7%	30.8
09/06/2024 02:00:00	40.0	5	6	45	39.2	50.0%	33.8
09/06/2024 03:00:00	35.0	2	2	35	0.0	0.0%	32.0
09/06/2024 04:00:00	30.0	2	2	30	0.0	0.0%	27.0
09/06/2024 05:00:00	0.0	0	0	0	0.0	0.0%	0.0
09/06/2024 06:00:00	45.0	3	3	45	42.5	33.3%	35.3
09/06/2024 07:00:00	40.0	8	10	50	42.5	30.0%	33.8
09/06/2024 08:00:00	40.0	8	9	45	40.0	22.2%	31.7
09/06/2024 09:00:00	33.3	27	32	45	39.2	9.4%	29.2
09/06/2024 10:00:00	35.0	39	46	50	38.9	15.2%	30.1
09/06/2024 11:00:00	31.2	103	121	40	37.5	1.7%	26.2
09/06/2024 12:00:00	34.3	107	126	45	38.2	11.9%	28.7
09/06/2024 13:00:00	33.5	110	129	40	37.5	7.0%	27.9
09/06/2024 14:00:00	34.2	98	115	45	38.8	10.4%	29.0
09/06/2024 15:00:00	33.1	97	114	45	38.2	6.1%	28.5
09/06/2024 16:00:00	33.1	127	149	40	37.5	4.0%	28.1
09/06/2024 17:00:00	34.1	78	92	45	38.5	10.9%	28.5
09/06/2024 18:00:00	34.1	88	104	50	39.0	9.6%	28.7
09/06/2024 19:00:00	34.8	71	84	45	38.8	14.3%	29.5
09/06/2024 20:00:00	34.7	54	64	40	37.5	14.1%	29.9
09/06/2024 21:00:00	38.3	30	35	50	39.7	25.7%	31.3
09/06/2024 22:00:00	35.0	33	39	45	38.3	15.4%	30.2
09/06/2024 23:00:00	37.5	24	28	50	40.8	21.4%	31.4
10/06/2024 00:00:00	34.0	17	20	45	40.0	10.0%	29.0
10/06/2024 01:00:00	37.5	6	7	40	37.5	28.6%	32.1
10/06/2024 02:00:00	17.5	5	6	20	0.0	0.0%	14.2
10/06/2024 03:00:00	0.0	0	0	0	0.0	0.0%	0.0
10/06/2024 04:00:00	37.5	3	4	40	37.5	50.0%	29.5
10/06/2024 05:00:00	35.0	1	1	35	0.0	0.0%	32.0
10/06/2024 06:00:00	37.5	9	11	40	37.5	36.4%	30.1
10/06/2024 07:00:00	34.1	29	34	40	37.5	8.8%	29.0
10/06/2024 08:00:00	33.2	112	132	40	37.5	4.5%	28.2
10/06/2024 09:00:00	33.4	124	146	40	37.5	7.5%	28.4
10/06/2024 10:00:00	33.4	81	95	40	37.5	5.3%	28.8

Incoming Summary
2024 June Westfield Road Bolebec

from Mon-Apr-29-2024-11-00-AM to Thu-Jun-13-2024-09-59-AM

10/06/2024 11:00:00	33.1	71	84	45	38.2	8.3%	27.6
10/06/2024 12:00:00	33.3	70	82	40	37.5	6.1%	28.4
10/06/2024 13:00:00	32.9	106	125	45	38.0	8.0%	27.9
10/06/2024 14:00:00	32.6	95	112	45	38.3	5.4%	27.9
10/06/2024 15:00:00	33.3	99	117	40	37.5	6.0%	28.1
10/06/2024 16:00:00	33.3	138	162	40	37.5	8.0%	27.3
10/06/2024 17:00:00	33.6	138	162	45	38.0	6.8%	28.9
10/06/2024 18:00:00	32.8	184	217	45	38.2	3.2%	28.1
10/06/2024 19:00:00	33.4	122	143	45	38.2	4.9%	28.8
10/06/2024 20:00:00	35.9	81	95	40	37.5	17.9%	29.7
10/06/2024 21:00:00	34.7	46	54	45	39.6	13.0%	30.1
10/06/2024 22:00:00	36.7	41	48	55	40.3	18.8%	29.6
10/06/2024 23:00:00	35.0	30	35	50	40.5	14.3%	30.0
11/06/2024 00:00:00	38.3	13	15	45	38.8	26.7%	29.3
11/06/2024 01:00:00	35.0	3	4	40	37.5	25.0%	29.5
11/06/2024 02:00:00	30.0	7	8	40	37.5	12.5%	22.3
11/06/2024 03:00:00	30.0	2	2	30	0.0	0.0%	19.5
11/06/2024 04:00:00	30.0	1	1	30	0.0	0.0%	27.0
11/06/2024 05:00:00	35.0	2	2	35	0.0	0.0%	29.5
11/06/2024 06:00:00	35.0	11	13	40	37.5	15.4%	27.7
11/06/2024 07:00:00	34.5	28	33	45	40.0	12.1%	29.6
11/06/2024 08:00:00	33.1	105	124	45	38.1	7.3%	28.8
11/06/2024 09:00:00	32.6	130	153	40	37.5	4.6%	28.1
11/06/2024 10:00:00	33.9	79	93	40	37.5	8.6%	28.5
11/06/2024 11:00:00	32.7	65	77	40	37.5	6.5%	27.8
11/06/2024 12:00:00	33.9	69	81	45	38.9	8.6%	28.5
11/06/2024 13:00:00	32.4	95	112	45	39.5	4.5%	27.4
11/06/2024 14:00:00	33.3	94	110	40	37.5	6.4%	28.2
11/06/2024 15:00:00	32.3	82	97	40	37.5	2.1%	27.6
11/06/2024 16:00:00	32.9	157	185	50	38.9	5.9%	27.0
11/06/2024 17:00:00	32.7	153	180	45	37.9	7.2%	27.2
11/06/2024 18:00:00	33.4	178	210	45	38.1	7.6%	28.1
11/06/2024 19:00:00	33.5	170	200	50	39.6	7.0%	28.7
11/06/2024 20:00:00	33.6	96	113	45	38.3	5.3%	29.0
11/06/2024 21:00:00	34.6	60	70	45	38.1	11.4%	29.4
11/06/2024 22:00:00	34.7	47	55	45	38.2	12.7%	29.3
11/06/2024 23:00:00	35.7	39	46	45	38.1	17.4%	30.0
12/06/2024 00:00:00	33.3	16	19	40	37.5	5.3%	28.4
12/06/2024 01:00:00	40.0	5	6	45	40.0	33.3%	33.8
12/06/2024 02:00:00	35.0	8	10	50	45.0	20.0%	22.8
12/06/2024 03:00:00	30.0	3	4	35	0.0	0.0%	28.5
12/06/2024 04:00:00	40.0	5	6	45	40.0	33.3%	27.8
12/06/2024 05:00:00	45.0	2	2	45	42.5	50.0%	37.0
12/06/2024 06:00:00	34.2	14	17	45	40.0	11.8%	29.0
12/06/2024 07:00:00	32.5	27	32	40	37.5	3.1%	28.0
12/06/2024 08:00:00	33.1	82	97	40	37.5	9.3%	27.8
12/06/2024 09:00:00	33.4	133	157	45	38.6	5.7%	28.3
12/06/2024 10:00:00	33.7	76	90	50	40.0	6.7%	29.4

Incoming Summary
 2024 June Westfield Road Bolebec

from Mon-Apr-29-2024-11-00-AM to Thu-Jun-13-2024-09-59-AM

12/06/2024 11:00:00	32.8	81	95	40	37.5	2.1%	27.9
12/06/2024 12:00:00	33.2	76	90	45	38.9	7.8%	28.4
12/06/2024 13:00:00	31.2	86	101	45	38.5	5.0%	27.0
12/06/2024 14:00:00	33.4	106	125	40	37.5	7.2%	27.8
12/06/2024 15:00:00	34.2	107	126	45	38.7	10.3%	28.8
12/06/2024 16:00:00	33.0	169	199	50	39.3	5.5%	27.2
12/06/2024 17:00:00	33.4	174	205	45	39.0	6.3%	28.5
12/06/2024 18:00:00	33.6	185	218	40	37.5	6.0%	28.4
12/06/2024 19:00:00	32.8	179	211	45	38.1	4.3%	27.7
12/06/2024 20:00:00	35.0	100	118	50	39.2	15.3%	29.9
12/06/2024 21:00:00	34.3	66	78	40	37.5	10.3%	29.6
12/06/2024 22:00:00	33.8	55	65	45	39.5	7.7%	28.6
12/06/2024 23:00:00	33.8	40	47	45	40.5	10.6%	28.8
13/06/2024 00:00:00	35.0	16	19	45	39.2	15.8%	30.5
13/06/2024 01:00:00	35.0	7	8	40	37.5	12.5%	28.4
13/06/2024 02:00:00	32.5	8	9	35	0.0	0.0%	20.0
13/06/2024 03:00:00	30.0	2	2	30	0.0	0.0%	24.5
13/06/2024 04:00:00	20.0	2	2	20	0.0	0.0%	14.5
13/06/2024 05:00:00	0.0	0	0	0	0.0	0.0%	0.0
13/06/2024 06:00:00	40.0	11	13	45	40.8	23.1%	29.5
13/06/2024 07:00:00	34.6	33	39	45	38.5	12.8%	29.1
13/06/2024 08:00:00	33.5	102	120	45	38.8	6.7%	28.4
13/06/2024 09:00:00	33.1	131	154	45	39.6	4.5%	28.1
13/06/2024 10:00:00	34.4	23	27	45	39.2	11.1%	29.5

Day/Time Ending	85th pctl (MPH)	85th pctl cnts	Total Cnts	Max Speed	Avg Speeder	% Speeders	Avg Speed
30/04/2024 00:00:00	34.0	1153	1357	50	38.3	9.1%	28.8
01/05/2024 00:00:00	34.2	1770	2082	50	38.2	10.1%	28.9
02/05/2024 00:00:00	33.7	1809	2128	55	38.4	7.7%	28.4
03/05/2024 00:00:00	33.7	1699	1999	50	38.3	7.7%	28.6
04/05/2024 00:00:00	33.5	1653	1945	45	38.0	6.7%	28.6
05/05/2024 00:00:00	34.5	1307	1538	50	38.4	12.3%	29.5
06/05/2024 00:00:00	34.6	1157	1361	50	38.5	12.6%	29.6
07/05/2024 00:00:00	34.4	945	1112	50	38.3	11.5%	29.3
08/05/2024 00:00:00	33.7	1741	2048	50	38.4	7.0%	28.5
09/05/2024 00:00:00	34.2	1776	2090	55	38.3	10.1%	28.9
10/05/2024 00:00:00	33.8	1853	2180	45	38.1	8.2%	28.6
11/05/2024 00:00:00	34.1	1740	2047	50	38.2	9.6%	28.9
12/05/2024 00:00:00	34.3	1354	1593	55	38.5	10.9%	29.2
13/05/2024 00:00:00	34.6	1115	1312	50	39.1	12.7%	29.7
14/05/2024 00:00:00	34.0	1713	2015	50	38.4	9.6%	28.8
15/05/2024 00:00:00	33.6	1669	1963	55	38.5	7.5%	28.5
16/05/2024 00:00:00	34.0	1814	2134	60	38.3	9.4%	28.8
17/05/2024 00:00:00	34.2	1802	2120	50	38.4	10.1%	29.0
18/05/2024 00:00:00	34.1	1861	2189	55	38.4	9.5%	28.8
19/05/2024 00:00:00	34.4	1492	1755	55	38.4	11.4%	29.3
20/05/2024 00:00:00	34.5	1184	1393	50	38.5	12.4%	29.2
21/05/2024 00:00:00	33.8	1734	2040	50	38.0	8.6%	28.5
22/05/2024 00:00:00	33.7	1679	1975	45	38.2	7.8%	28.4
23/05/2024 00:00:00	33.6	1689	1987	45	38.0	7.2%	28.5
24/05/2024 00:00:00	33.8	1799	2117	50	38.2	8.5%	28.7
25/05/2024 00:00:00	34.1	1719	2022	50	38.2	9.9%	28.8
26/05/2024 00:00:00	34.7	1323	1556	50	38.5	13.2%	29.5
27/05/2024 00:00:00	34.8	1041	1225	55	38.9	14.0%	29.8
28/05/2024 00:00:00	34.8	1025	1206	50	38.6	13.8%	29.9
29/05/2024 00:00:00	33.6	1934	2275	50	38.3	7.7%	28.5
30/05/2024 00:00:00	33.8	2377	2797	55	38.2	8.4%	28.6
31/05/2024 00:00:00	33.9	2267	2667	50	38.2	8.5%	28.7
01/06/2024 00:00:00	33.8	2156	2537	55	38.4	7.6%	28.7
02/06/2024 00:00:00	34.7	1302	1532	55	38.4	13.0%	29.3
03/06/2024 00:00:00	34.8	1095	1288	55	38.6	13.8%	29.5
04/06/2024 00:00:00	33.7	1839	2164	50	38.3	7.9%	28.7
05/06/2024 00:00:00	33.7	1854	2181	50	38.5	8.6%	28.5
06/06/2024 00:00:00	33.7	2019	2375	50	38.2	8.0%	28.4
07/06/2024 00:00:00	33.5	1843	2168	50	38.6	7.6%	28.2
08/06/2024 00:00:00	33.8	1805	2123	50	38.5	8.8%	28.3
09/06/2024 00:00:00	34.3	1308	1539	50	38.8	10.7%	29.0
10/06/2024 00:00:00	34.1	1150	1353	50	38.8	10.3%	28.8
11/06/2024 00:00:00	33.6	1604	1887	55	38.1	7.8%	28.4
12/06/2024 00:00:00	33.4	1690	1988	50	38.3	7.1%	28.2
13/06/2024 00:00:00	33.6	1800	2118	50	38.8	7.3%	28.3
13/06/2024 09:59:59	33.6	318	374	45	39.2	7.2%	28.2

Incoming Weekly Counts
2024 June Westfield Road Bolebec

from Mon-Apr-29-2024-11-00-AM to Thu-Jun-13-2024-09-59-AM

	29/04/2024	to	05/05/2024							
	Monday	Tuesday	Wednesday	Thursday	Friday	Saturday	Sunday	Week	Weekend	Week Day 85%
Hour	29/04/2024	30/04/2024	01/05/2024	02/05/2024	03/05/2024	04/05/2024	05/05/2024	Day Avg	Avg	Avg Speed
0 - 1	*	6	6	10	16	14	24	9.5	19	36.15
1 - 2	*	5	11	5	10	2	11	7.75	6.5	35.42
2 - 3	*	4	2	6	2	2	2	3.5	2	37.5
3 - 4	*	1	1	0	0	5	1	0.5	3	27.5
4 - 5	*	0	1	0	4	4	2	1.25	3	30
5 - 6	*	13	13	10	11	5	3	11.75	4	34.95
6 - 7	*	25	23	28	17	5	9	23.25	7	35
7 - 8	*	114	113	114	101	22	11	110.5	16.5	33.45
8 - 9	*	161	178	138	129	57	27	151.5	42	33.5
9 - 10	*	87	90	110	115	96	72	100.5	84	33.85
10 - 11	*	84	92	81	79	122	96	84	109	34.18
11 - 12	0	90	102	97	110	145	111	79.8	128	33.88
12 - 13	76	116	111	96	123	126	105	104.4	115.5	33.42
13 - 14	129	147	132	116	121	110	110	129	110	33.48
14 - 15	114	111	125	112	110	119	146	114.4	132.5	33.78
15 - 16	181	169	202	178	204	135	124	186.8	129.5	32.98
16 - 17	204	198	211	199	189	109	119	200.2	114	33.56
17 - 18	231	250	207	215	173	104	108	215.2	106	33.3
18 - 19	161	184	198	176	146	103	85	173	94	33.78
19 - 20	108	124	123	113	116	73	68	116.8	70.5	34.24
20 - 21	59	78	72	70	68	55	47	69.4	51	34.72
21 - 22	44	57	48	62	34	52	34	49	43	34.82
22 - 23	34	39	54	37	40	30	28	40.8	29	35.1
23 - 24	16	19	13	26	27	43	18	20.2	30.5	37.74
Totals	1357	2082	2128	1999	1945	1538	1361			
% of Total	10.93%	16.78%	17.15%	16.11%	15.67%	12.39%	10.97%			

Incoming Weekly Counts
2024 June Westfield Road Bolebec

from Mon-Apr-29-2024-11-00-AM to Thu-Jun-13-2024-09-59-AM

	06/05/2024	to	12/05/2024							
	Monday	Tuesday	Wednesday	Thursday	Friday	Saturday	Sunday	Week	Weekend	Week Day 85%
Hour	06/05/2024	07/05/2024	08/05/2024	09/05/2024	10/05/2024	11/05/2024	12/05/2024	Day Avg	Avg	Avg Speed
0 - 1	11	5	10	17	15	26	46	11.6	36	35.38
1 - 2	4	9	10	8	8	5	9	7.8	7	34.26
2 - 3	3	6	3	3	2	4	7	3.4	5.5	41
3 - 4	2	1	1	1	2	0	3	1.4	1.5	32
4 - 5	0	2	1	1	3	1	2	1.4	1.5	31.25
5 - 6	1	14	15	12	16	10	4	11.6	7	37.66
6 - 7	9	26	29	27	24	9	4	23	6.5	33.82
7 - 8	10	111	106	132	104	18	14	92.6	16	34.7
8 - 9	31	166	149	170	140	51	38	131.2	44.5	34.76
9 - 10	58	96	113	116	100	103	68	96.6	85.5	33.9
10 - 11	84	91	97	89	99	124	99	92	111.5	33.74
11 - 12	102	81	89	91	99	129	98	92.4	113.5	33.56
12 - 13	106	103	119	111	96	127	126	107	126.5	33.36
13 - 14	106	138	128	123	137	131	114	126.4	122.5	33.62
14 - 15	81	139	118	124	115	101	128	115.4	114.5	33.62
15 - 16	111	154	219	186	182	110	95	170.4	102.5	33.54
16 - 17	88	197	208	191	188	111	113	174.4	112	34.08
17 - 18	77	231	192	239	230	121	70	193.8	95.5	33.8
18 - 19	66	188	188	169	179	96	84	158	90	34.32
19 - 20	54	108	112	132	89	65	77	99	71	34.64
20 - 21	42	78	73	91	62	74	42	69.2	58	34.26
21 - 22	20	30	56	77	45	53	37	45.6	45	34.1
22 - 23	28	52	35	48	48	64	25	42.2	44.5	34.28
23 - 24	18	22	19	22	64	60	9	29	34.5	35.66
Totals	1112	2048	2090	2180	2047	1593	1312			
% of Total	8.98%	16.54%	16.88%	17.61%	16.53%	12.87%	10.6%			

Incoming Weekly Counts
2024 June Westfield Road Bolebec

from Mon-Apr-29-2024-11-00-AM to Thu-Jun-13-2024-09-59-AM

	13/05/2024	to	19/05/2024							
	Monday	Tuesday	Wednesday	Thursday	Friday	Saturday	Sunday	Week	Weekend	Week Day 85%
Hour	13/05/2024	14/05/2024	15/05/2024	16/05/2024	17/05/2024	18/05/2024	19/05/2024	Day Avg	Avg	Avg Speed
0 - 1	3	7	9	12	12	15	36	8.6	25.5	39.5
1 - 2	8	11	5	4	8	6	9	7.2	7.5	29
2 - 3	2	1	2	1	2	2	5	1.6	3.5	42
3 - 4	3	3	1	1	0	0	2	1.6	1	33.75
4 - 5	2	1	4	3	6	2	6	3.2	4	30.5
5 - 6	11	10	11	7	18	7	4	11.4	5.5	36.26
6 - 7	27	36	31	38	24	7	10	31.2	8.5	35.28
7 - 8	131	115	129	131	98	32	17	120.8	24.5	33.92
8 - 9	163	158	157	139	128	54	33	149	43.5	33.5
9 - 10	121	79	106	112	130	99	74	109.6	86.5	34.18
10 - 11	82	66	94	85	107	140	88	86.8	114	33.98
11 - 12	74	92	113	92	135	130	116	101.2	123	33.86
12 - 13	124	114	126	100	147	154	177	122.2	165.5	33.54
13 - 14	123	120	110	136	151	120	148	128	134	33.86
14 - 15	116	115	100	123	160	141	115	122.8	128	34.02
15 - 16	170	151	209	172	176	128	117	175.6	122.5	33.04
16 - 17	195	165	191	206	191	145	97	189.6	121	33.98
17 - 18	244	251	207	233	225	135	80	232	107.5	33.74
18 - 19	158	171	203	188	154	144	74	174.8	109	34
19 - 20	117	104	134	142	116	96	68	122.6	82	35
20 - 21	47	80	71	66	80	51	51	68.8	51	33.96
21 - 22	46	53	59	61	50	60	39	53.8	49.5	33.98
22 - 23	24	33	42	45	43	41	17	37.4	29	34.38
23 - 24	24	27	20	23	28	46	10	24.4	28	37.08
Totals	2015	1963	2134	2120	2189	1755	1393			
% of Total	14.85%	14.47%	15.73%	15.62%	16.13%	12.93%	10.27%			

Incoming Weekly Counts
2024 June Westfield Road Bolebec

from Mon-Apr-29-2024-11-00-AM to Thu-Jun-13-2024-09-59-AM

	20/05/2024	to	26/05/2024							
	Monday	Tuesday	Wednesday	Thursday	Friday	Saturday	Sunday	Week	Weekend	Week Day 85%
Hour	20/05/2024	21/05/2024	22/05/2024	23/05/2024	24/05/2024	25/05/2024	26/05/2024	Day Avg	Avg	Avg Speed
0 - 1	6	7	14	8	13	35	25	9.6	30	36.5
1 - 2	9	10	11	11	10	13	11	10.2	12	30
2 - 3	0	2	1	1	8	8	2	2.4	5	30.62
3 - 4	6	2	3	2	4	4	1	3.4	2.5	42
4 - 5	3	2	4	0	2	2	3	2.2	2.5	36.88
5 - 6	17	15	13	18	22	4	3	17	3.5	36.84
6 - 7	35	31	23	32	25	8	7	29.2	7.5	34.68
7 - 8	114	119	111	137	110	27	17	118.2	22	33.78
8 - 9	161	167	158	155	127	52	34	153.6	43	33.36
9 - 10	106	88	110	96	115	92	37	103	64.5	34.08
10 - 11	93	82	84	99	82	123	78	88	100.5	33.3
11 - 12	92	86	84	116	112	151	103	98	127	33.74
12 - 13	119	123	108	105	137	116	129	118.4	122.5	33.52
13 - 14	128	153	116	119	136	156	101	130.4	128.5	33.62
14 - 15	105	95	93	110	128	117	123	106.2	120	33.52
15 - 16	175	145	162	146	178	102	118	161.2	110	32.66
16 - 17	188	200	197	199	174	104	96	191.6	100	33.32
17 - 18	223	209	215	233	196	116	71	215.2	93.5	33.62
18 - 19	150	163	186	188	136	79	74	164.6	76.5	34
19 - 20	127	113	97	128	117	92	66	116.4	79	34.58
20 - 21	74	74	74	90	81	40	45	78.6	42.5	34.78
21 - 22	56	41	53	55	36	41	44	48.2	42.5	34.38
22 - 23	32	27	48	48	41	44	22	39.2	33	35.04
23 - 24	21	21	22	21	32	30	15	23.4	22.5	35.76
Totals	2040	1975	1987	2117	2022	1556	1225			
% of Total	15.79%	15.28%	15.38%	16.38%	15.65%	12.04%	9.48%			

Incoming Weekly Counts
2024 June Westfield Road Bolebec

from Mon-Apr-29-2024-11-00-AM to Thu-Jun-13-2024-09-59-AM

	27/05/2024	to	02/06/2024							
	Monday	Tuesday	Wednesday	Thursday	Friday	Saturday	Sunday	Week	Weekend	Week Day 85%
Hour	27/05/2024	28/05/2024	29/05/2024	30/05/2024	31/05/2024	01/06/2024	02/06/2024	Day Avg	Avg	Avg Speed
0 - 1	14	7	7	14	15	24	20	11.4	22	37.6
1 - 2	5	10	13	17	11	22	9	11.2	15.5	32.84
2 - 3	2	2	1	7	5	6	4	3.4	5	37.5
3 - 4	0	1	1	1	4	4	2	1.4	3	31.25
4 - 5	0	3	4	4	4	3	3	3	3	28.75
5 - 6	3	12	14	21	17	6	3	13.4	4.5	39.6
6 - 7	0	26	19	45	22	3	4	22.4	3.5	36.15
7 - 8	11	117	110	150	102	20	15	98	17.5	35.16
8 - 9	26	121	128	166	109	46	24	110	35	34.26
9 - 10	66	108	141	141	166	88	54	124.4	71	34.08
10 - 11	75	122	178	165	178	113	88	143.6	100.5	33.44
11 - 12	111	199	211	172	193	110	123	177.2	116.5	33.42
12 - 13	118	178	190	190	237	133	134	182.6	133.5	33.52
13 - 14	111	199	198	212	227	119	110	189.4	114.5	33.56
14 - 15	111	209	222	193	198	107	110	186.6	108.5	33.58
15 - 16	102	182	221	272	250	116	126	205.4	121	33.02
16 - 17	95	162	227	220	202	131	113	181.2	122	33.96
17 - 18	90	197	265	216	180	115	84	189.6	99.5	33.72
18 - 19	80	163	217	161	120	100	91	148.2	95.5	34.78
19 - 20	56	97	151	106	109	85	55	103.8	70	34.52
20 - 21	40	50	109	68	85	62	50	70.4	56	36.6
21 - 22	40	47	84	46	38	46	35	51	40.5	34.4
22 - 23	30	37	53	52	30	44	20	40.4	32	35.64
23 - 24	20	26	33	28	35	29	11	28.4	20	36.1
Totals	1206	2275	2797	2667	2537	1532	1288			
% of Total	8.43%	15.91%	19.56%	18.65%	17.74%	10.71%	9.01%			

Incoming Weekly Counts
2024 June Westfield Road Bolebec

from Mon-Apr-29-2024-11-00-AM to Thu-Jun-13-2024-09-59-AM

	03/06/2024	to	09/06/2024							
	Monday	Tuesday	Wednesday	Thursday	Friday	Saturday	Sunday	Week	Weekend	Week Day 85%
Hour	03/06/2024	04/06/2024	05/06/2024	06/06/2024	07/06/2024	08/06/2024	09/06/2024	Day Avg	Avg	Avg Speed
0 - 1	9	8	7	8	17	22	23	9.8	22.5	38
1 - 2	5	10	10	14	9	9	6	9.6	7.5	30.84
2 - 3	3	0	1	1	1	5	2	1.2	3.5	27.5
3 - 4	3	3	4	4	1	3	2	3	2.5	30
4 - 5	1	1	3	4	1	3	0	2	1.5	33.5
5 - 6	12	14	9	15	16	9	3	13.2	6	37.1
6 - 7	35	39	42	25	31	10	10	34.4	10	35.36
7 - 8	129	120	130	118	86	28	9	116.6	18.5	34.1
8 - 9	157	177	169	194	124	58	32	164.2	45	33.5
9 - 10	111	98	123	106	86	87	46	104.8	66.5	34.16
10 - 11	96	111	118	87	108	126	121	104	123.5	33.36
11 - 12	111	111	123	118	103	113	126	113.2	119.5	33.18
12 - 13	158	149	168	114	117	123	129	141.2	126	33.26
13 - 14	157	145	159	104	125	121	115	138	118	33.5
14 - 15	130	140	145	118	153	104	114	137.2	109	33.74
15 - 16	186	178	211	191	213	120	149	195.8	134.5	32.48
16 - 17	184	215	190	196	229	122	92	202.8	107	32.86
17 - 18	230	210	231	212	211	121	104	218.8	112.5	33.3
18 - 19	156	172	176	189	177	89	84	174	86.5	33.54
19 - 20	120	110	125	128	107	88	64	118	76	34.38
20 - 21	62	72	95	85	59	61	35	74.6	48	34.4
21 - 22	57	36	73	66	55	49	39	57.4	44	35.22
22 - 23	34	44	42	48	47	33	28	43	30.5	34.18
23 - 24	18	18	21	23	47	35	20	25.4	27.5	36.68
Totals	2164	2181	2375	2168	2123	1539	1353			
% of Total	15.56%	15.69%	17.08%	15.59%	15.27%	11.07%	9.73%			

Incoming Weekly Counts
2024 June Westfield Road Bolebec

from Mon-Apr-29-2024-11-00-AM to Thu-Jun-13-2024-09-59-AM

	10/06/2024	to	16/06/2024							
	Monday	Tuesday	Wednesday	Thursday	Friday	Saturday	Sunday	Week	Weekend	Week Day 85%
Hour	10/06/2024	11/06/2024	12/06/2024	13/06/2024	14/06/2024	15/06/2024	16/06/2024	Day Avg	Avg	Avg Speed
0 - 1	7	4	6	8	*	*	*	6.25	0	36.88
1 - 2	6	8	10	9	*	*	*	8.25	0	28.75
2 - 3	0	2	4	2	*	*	*	2	0	30
3 - 4	4	1	6	2	*	*	*	3.25	0	31.88
4 - 5	1	2	2	0	*	*	*	1.25	0	38.33
5 - 6	11	13	17	13	*	*	*	13.5	0	36.67
6 - 7	34	33	32	39	*	*	*	34.5	0	33.92
7 - 8	132	124	97	120	*	*	*	118.25	0	33.22
8 - 9	146	153	157	154	*	*	*	152.5	0	33.12
9 - 10	95	93	90	27	*	*	*	76.25	0	33.85
10 - 11	84	77	95	*	*	*	*	85.33	0	32.87
11 - 12	82	81	90	*	*	*	*	84.33	0	33.47
12 - 13	125	112	101	*	*	*	*	112.67	0	32.17
13 - 14	112	110	125	*	*	*	*	115.67	0	33.1
14 - 15	117	97	126	*	*	*	*	113.33	0	33.27
15 - 16	162	185	199	*	*	*	*	182	0	33.07
16 - 17	162	180	205	*	*	*	*	182.33	0	33.23
17 - 18	217	210	218	*	*	*	*	215	0	33.27
18 - 19	143	200	211	*	*	*	*	184.67	0	33.23
19 - 20	95	113	118	*	*	*	*	108.67	0	34.83
20 - 21	54	70	78	*	*	*	*	67.33	0	34.53
21 - 22	48	55	65	*	*	*	*	56	0	35.07
22 - 23	35	46	47	*	*	*	*	42.67	0	34.83
23 - 24	15	19	19	*	*	*	*	17.67	0	35.53
Totals	1887	1988	2118	374	0	0	0			
% of Total	29.64%	31.22%	33.27%	5.87%	0%	0%	0%			

Incoming Monthly Counts
2024 June Westfield Road Bolebec

from Mon-Apr-29-2024-11-00-AM to Thu-Jun-13-2024-09-59-AM

Hour	Apr 2024							Week Day Avg	Weekend Avg	Week Day 85% Avg Speed
	Monday	Tuesday	Wednesday	Thursday	Friday	Saturday	Sunday			
0 - 1	*	6	*	*	*	*	*	6	0	33.3
1 - 2	*	5	*	*	*	*	*	5	0	40
2 - 3	*	4	*	*	*	*	*	4	0	40
3 - 4	*	1	*	*	*	*	*	1	0	30
4 - 5	*	0	*	*	*	*	*	0	0	0
5 - 6	*	13	*	*	*	*	*	13	0	39
6 - 7	*	25	*	*	*	*	*	25	0	36.7
7 - 8	*	114	*	*	*	*	*	114	0	33.8
8 - 9	*	161	*	*	*	*	*	161	0	33.7
9 - 10	*	87	*	*	*	*	*	87	0	35
10 - 11	*	84	*	*	*	*	*	84	0	35.8
11 - 12	0	90	*	*	*	*	*	45	0	33.6
12 - 13	76	116	*	*	*	*	*	96	0	33.25
13 - 14	129	147	*	*	*	*	*	138	0	33.75
14 - 15	114	111	*	*	*	*	*	112.5	0	34.3
15 - 16	181	169	*	*	*	*	*	175	0	33.35
16 - 17	204	198	*	*	*	*	*	201	0	33.75
17 - 18	231	250	*	*	*	*	*	240.5	0	33.5
18 - 19	161	184	*	*	*	*	*	172.5	0	34.05
19 - 20	108	124	*	*	*	*	*	116	0	34.8
20 - 21	59	78	*	*	*	*	*	68.5	0	35.4
21 - 22	44	57	*	*	*	*	*	50.5	0	35.05
22 - 23	34	39	*	*	*	*	*	36.5	0	35
23 - 24	16	19	*	*	*	*	*	17.5	0	37.5
Totals	1357	2082	0	0	0	0	0			
% of Total	39.46%	60.54%	0%	0%	0%	0%	0%			

Incoming Monthly Counts
2024 June Westfield Road Bolebec

from Mon-Apr-29-2024-11-00-AM to Thu-Jun-13-2024-09-59-AM

Hour	May 2024							Week Day Avg	Weekend Avg	Week Day 85% Avg Speed
	Monday	Tuesday	Wednesday	Thursday	Friday	Saturday	Sunday			
0 - 1	34	26	46	61	71	90	131	47.6	110.5	37.54
1 - 2	26	40	50	45	47	26	40	41.6	33	34.58
2 - 3	7	11	9	18	19	16	16	12.8	16	38.98
3 - 4	11	7	7	5	10	9	7	8	8	35
4 - 5	5	8	14	8	19	9	13	10.8	11	35
5 - 6	32	51	66	68	84	26	14	60.2	20	36.82
6 - 7	71	119	125	170	112	29	30	119.4	29.5	35.04
7 - 8	266	462	569	664	515	99	59	495.2	79	33.92
8 - 9	381	612	770	768	633	214	132	632.8	173	33.7
9 - 10	351	371	560	575	626	390	251	496.6	320.5	34.04
10 - 11	334	361	545	519	545	509	361	460.8	435	33.64
11 - 12	379	458	599	568	649	555	428	530.6	491.5	33.7
12 - 13	467	518	654	602	740	523	537	596.2	530	33.48
13 - 14	468	610	684	706	772	517	473	648	495	33.6
14 - 15	413	558	658	662	711	478	512	600.4	495	33.6
15 - 16	558	632	1013	954	990	475	454	829.4	464.5	33.08
16 - 17	566	724	1034	1015	944	469	425	856.6	447	33.8
17 - 18	634	888	1086	1136	1004	476	329	949.6	402.5	33.68
18 - 19	454	685	992	882	735	422	317	749.6	369.5	34.1
19 - 20	354	422	617	621	547	326	279	512.2	302.5	34.52
20 - 21	203	282	399	385	376	220	185	329	202.5	34.64
21 - 22	162	171	300	301	203	206	154	227.4	180	34.28
22 - 23	114	149	232	230	202	179	92	185.4	135.5	34.72
23 - 24	83	96	107	120	186	179	52	118.4	115.5	36.32
Totals	6373	8261	11136	11083	10740	6442	5291			
% of Total	10.74%	13.92%	18.77%	18.68%	18.1%	10.86%	8.92%			

Incoming Monthly Counts
2024 June Westfield Road Bolebec

from Mon-Apr-29-2024-11-00-AM to Thu-Jun-13-2024-09-59-AM

	Jun 2024							Week	Weekend	Week Day 85%
Hour	Monday	Tuesday	Wednesday	Thursday	Friday	Saturday	Sunday	Day Avg	Avg	Avg Speed
0 - 1	16	12	13	16	17	46	43	14.8	44.5	37.5
1 - 2	11	18	20	23	9	31	15	16.2	23	32.4
2 - 3	3	2	5	3	1	11	6	2.8	8.5	32
3 - 4	7	4	10	6	1	7	4	5.6	5.5	30.32
4 - 5	2	3	5	4	1	6	3	3	4.5	38.5
5 - 6	23	27	26	28	16	15	6	24	10.5	36.94
6 - 7	69	72	74	64	31	13	14	62	13.5	34.66
7 - 8	261	244	227	238	86	48	24	211.2	36	33.96
8 - 9	303	330	326	348	124	104	56	286.2	80	33.44
9 - 10	206	191	213	133	86	175	100	165.8	137.5	34.04
10 - 11	180	188	213	87	108	239	209	155.2	224	33.18
11 - 12	193	192	213	118	103	223	249	163.8	236	33.16
12 - 13	283	261	269	114	117	256	263	208.8	259.5	33.16
13 - 14	269	255	284	104	125	240	225	207.4	232.5	33.46
14 - 15	247	237	271	118	153	211	224	205.2	217.5	33.6
15 - 16	348	363	410	191	213	236	275	305	255.5	32.7
16 - 17	346	395	395	196	229	253	205	312.2	229	32.76
17 - 18	447	420	449	212	211	236	188	347.8	212	33.3
18 - 19	299	372	387	189	177	189	175	284.8	182	33.4
19 - 20	215	223	243	128	107	173	119	183.2	146	34.46
20 - 21	116	142	173	85	59	123	85	115	104	34.52
21 - 22	105	91	138	66	55	95	74	91	84.5	34.92
22 - 23	69	90	89	48	47	77	48	68.6	62.5	34.26
23 - 24	33	37	40	23	47	64	31	36	47.5	36.12
Totals	4051	4169	4493	2542	2123	3071	2641			
% of Total	17.54%	18.06%	19.46%	11.01%	9.19%	13.3%	11.44%			

Incoming Weekly Speeds
2024 June Westfield Road Bolebec

from Mon-Apr-29-2024-11-00-AM to Thu-Jun-13-2024-09-59-AM

	29/04/2024	to	05/05/2024							
	Monday	Tuesday	Wednesday	Thursday	Friday	Saturday	Sunday	Week	Weekend	Week Day 85%
Hour	29/04/2024	30/04/2024	01/05/2024	02/05/2024	03/05/2024	04/05/2024	05/05/2024	Day Avg	Avg	Avg Speed
0 - 1	*	28.83	26.5	36	31	28.71	30.42	31.26	29.79	36.15
1 - 2	*	24	27.18	25	16.7	27	32.27	22.94	31.46	35.42
2 - 3	*	32	24.5	30.5	32	32	37	30.29	34.5	37.5
3 - 4	*	27	22	0	0	32.2	37	24.5	33	27.5
4 - 5	*	0	32	0	22.25	33.25	29.5	24.2	32	30
5 - 6	*	32.31	30.08	29.2	28.73	31.2	32	30.19	31.5	34.95
6 - 7	*	31	29.96	27.93	29.88	33	28.78	29.61	30.29	35
7 - 8	*	29.12	29	28.18	28.64	30.27	30	28.74	30.18	33.45
8 - 9	*	28.95	28.28	28.36	28.98	30.04	30.85	28.63	30.3	33.5
9 - 10	*	30.31	28.22	28.49	27.94	29.62	29.21	28.67	29.45	33.85
10 - 11	*	30.52	28.02	28.19	28.96	29.33	29.83	28.91	29.55	34.18
11 - 12	0	28.13	28.88	28.74	28.36	28.52	29.13	28.54	28.78	33.88
12 - 13	28.95	27.54	27.97	28.27	28.63	29.57	29.5	28.23	29.54	33.42
13 - 14	28.43	28.1	28.23	28.43	28.52	29.54	28.9	28.33	29.22	33.48
14 - 15	28.2	29.74	27.61	28.04	28.85	28.52	28.6	28.47	28.56	33.78
15 - 16	27.67	27.4	26.9	28.12	27.4	29.47	29.97	27.48	29.71	32.98
16 - 17	28.55	29.17	28.21	29.13	28.21	28.69	29.26	28.65	28.99	33.56
17 - 18	28.36	28.38	28.65	27.93	28.29	30.25	29.7	28.32	29.97	33.3
18 - 19	29.18	28.93	29.01	28.52	28.92	30.28	29.49	28.91	29.93	33.78
19 - 20	30.36	29.39	29.05	28.7	29.67	29.56	30.94	29.42	30.23	34.24
20 - 21	31.22	28.92	28.75	29.39	29.22	29.95	30.49	29.43	30.2	34.72
21 - 22	30.02	29.65	29.38	29.89	29.94	28.77	28	29.76	28.47	34.82
22 - 23	29.18	29.56	29.28	30.32	29.4	31.83	32.57	29.53	32.19	35.1
23 - 24	29.19	32.74	32.23	30.77	31.74	30.09	31.56	31.34	30.52	37.74
Totals	28.8	28.9	28.4	28.6	28.6	29.5	29.6			
% of Total	14.23%	14.28%	14.03%	14.13%	14.13%	14.58%	14.62%			

Incoming Weekly Speeds
2024 June Westfield Road Bolebec

from Mon-Apr-29-2024-11-00-AM to Thu-Jun-13-2024-09-59-AM

	06/05/2024	to	12/05/2024							
	Monday	Tuesday	Wednesday	Thursday	Friday	Saturday	Sunday	Week	Weekend	Week Day 85%
Hour	06/05/2024	07/05/2024	08/05/2024	09/05/2024	10/05/2024	11/05/2024	12/05/2024	Day Avg	Avg	Avg Speed
0 - 1	31.09	29.2	32.7	29.59	30.67	30.27	29.37	30.66	29.69	35.38
1 - 2	37.25	21.11	21.8	20.25	22.75	31	30.44	23.1	30.64	34.26
2 - 3	32	25.33	33.67	39	32	33.25	28.71	31.18	30.36	41
3 - 4	27	22	27	27	37	0	33.67	29.14	33.67	32
4 - 5	0	19.5	37	7	35.33	22	27.5	27	25.67	31.25
5 - 6	42	31.93	28.53	28.42	31.94	31.2	27	30.5	30	37.66
6 - 7	30	27.77	28.24	29.26	27.29	32.89	31	28.31	32.31	33.82
7 - 8	31.6	28.63	29.25	28.79	28.54	30.56	32.21	28.86	31.28	34.7
8 - 9	32.1	28.84	29.67	28.6	28.94	29.88	29.08	29.14	29.54	34.76
9 - 10	28.22	28.85	29.39	30.21	27.86	29.13	29.62	29.02	29.32	33.9
10 - 11	28.94	28.86	28.38	28.55	29.11	28.71	29.25	28.77	28.95	33.74
11 - 12	29.72	28.62	27.48	28.15	27.8	29.01	30.51	28.37	29.66	33.56
12 - 13	28.86	27.39	27.96	27.86	28.91	29.34	27.4	28.18	28.38	33.36
13 - 14	29.73	27.76	28.54	28.25	28.21	29.82	29.36	28.44	29.6	33.62
14 - 15	28.54	27.73	28.92	28.78	29.19	28.84	30.25	28.61	29.63	33.62
15 - 16	28.98	27.56	27.63	26.76	28.53	27.99	30.31	27.8	29.06	33.54
16 - 17	29.27	29.05	28.8	28.73	28.85	29.07	29.8	28.9	29.44	34.08
17 - 18	28.61	28.93	29.25	28.17	29.23	29.6	30.76	28.85	30.02	33.8
18 - 19	29.26	28.69	29.45	29.31	29.45	29.04	29.99	29.22	29.48	34.32
19 - 20	29.65	29.04	29.91	30.08	30.26	30.45	29.65	29.8	30.01	34.64
20 - 21	29.62	28.72	29.08	28.6	29.55	29.73	30.83	29.02	30.13	34.26
21 - 22	28.35	30.53	29.29	29.77	29.51	30.23	29.38	29.57	29.88	34.1
22 - 23	29.5	28.9	29.57	27.56	28.27	27.97	30.52	28.64	28.69	34.28
23 - 24	30.67	29.18	32.21	30.18	29.55	28.32	31	30.08	28.67	35.66
Totals	29.3	28.5	28.9	28.6	28.9	29.2	29.7			
% of Total	14.43%	14.03%	14.23%	14.08%	14.23%	14.38%	14.62%			

Incoming Weekly Speeds
2024 June Westfield Road Bolebec

from Mon-Apr-29-2024-11-00-AM to Thu-Jun-13-2024-09-59-AM

	13/05/2024	to	19/05/2024							
	Monday	Tuesday	Wednesday	Thursday	Friday	Saturday	Sunday	Week	Weekend	Week Day 85%
Hour	13/05/2024	14/05/2024	15/05/2024	16/05/2024	17/05/2024	18/05/2024	19/05/2024	Day Avg	Avg	Avg Speed
0 - 1	30.67	33.57	28.67	33.75	30.58	29.53	29.64	31.56	29.61	39.5
1 - 2	16.62	23.55	20	23.5	23.5	35.5	30.11	21.5	32.27	29
2 - 3	29.5	42	39.5	37	37	27	24.2	36.38	25	42
3 - 4	25.33	28.67	27	27	0	0	32	27	32	33.75
4 - 5	22.5	32	27.25	20.33	24.83	34.5	28.67	24.75	30.12	30.5
5 - 6	31.73	30.7	28.27	35.14	31	31.43	35.75	31.07	33	36.26
6 - 7	31.56	30.31	29.48	29.34	28.75	29.14	31.1	29.88	30.29	35.28
7 - 8	28.5	28.03	29.43	29.06	29.94	29.06	31.35	28.96	29.86	33.92
8 - 9	29.09	27.65	28.04	29.19	29.09	28.41	28.15	28.58	28.31	33.5
9 - 10	28.9	28.99	30.05	28.54	28.45	28.99	29.86	28.95	29.36	34.18
10 - 11	29.2	28.8	29.32	28.49	29.39	29.11	28.74	29.07	28.96	33.98
11 - 12	28.45	29.02	29.88	29.63	28.5	28.38	28.57	29.1	28.47	33.86
12 - 13	28.23	27.71	28.71	29.75	27.42	29.27	28.32	28.28	28.76	33.54
13 - 14	28.5	29.44	28.68	28.82	28.58	30.2	28.2	28.8	29.09	33.86
14 - 15	28.53	28.42	29.05	29.12	29.31	29.02	28.94	28.92	28.98	34.02
15 - 16	27.76	26.89	26.18	27.3	28.36	29.71	29.03	27.26	29.38	33.04
16 - 17	28.6	28.69	29.2	28.15	28.97	29.42	29.51	28.71	29.45	33.98
17 - 18	28.62	28.49	28.75	28.79	28.25	29.02	29.79	28.58	29.31	33.74
18 - 19	29.35	28.61	29.52	28.63	29.08	28.99	30.01	29.04	29.33	34
19 - 20	29.8	29.42	29.03	30.39	29.51	29.93	31.24	29.65	30.47	35
20 - 21	28.89	28.21	28.85	28.8	29.38	29.86	30.75	28.82	30.3	33.96
21 - 22	29.89	28	28.59	30.11	28.52	29.42	29.13	29.03	29.3	33.98
22 - 23	30.38	29.67	28.95	30.62	28.93	28.95	30.47	29.66	29.4	34.38
23 - 24	29.12	30.85	33.7	30.3	28.75	30.7	27.2	30.39	30.07	37.08
Totals	28.8	28.5	28.8	29	28.8	29.3	29.2			
% of Total	14.23%	14.08%	14.23%	14.33%	14.23%	14.48%	14.43%			

Incoming Weekly Speeds
2024 June Westfield Road Bolebec

from Mon-Apr-29-2024-11-00-AM to Thu-Jun-13-2024-09-59-AM

	20/05/2024	to	26/05/2024							
	Monday	Tuesday	Wednesday	Thursday	Friday	Saturday	Sunday	Week	Weekend	Week Day 85%
Hour	20/05/2024	21/05/2024	22/05/2024	23/05/2024	24/05/2024	25/05/2024	26/05/2024	Day Avg	Avg	Avg Speed
0 - 1	33.83	27.86	31.57	30.88	32.38	32.2	29.96	31.42	31.27	36.5
1 - 2	25	18.8	17.27	19.09	24.8	32.62	32.55	20.8	32.58	30
2 - 3	0	22	17	37	29.25	25.25	29.5	27.67	26.1	30.62
3 - 4	28.67	32	23.67	34.5	34.5	32	27	30.24	31	42
4 - 5	33.67	27	22	0	29.5	34.5	30.67	27.45	32.2	36.88
5 - 6	29.88	29.2	29.54	28.61	30.77	33.5	34	29.67	33.71	36.84
6 - 7	29.23	29	28.22	28.47	30.88	28.38	33	29.14	30.53	34.68
7 - 8	28.76	29.01	28.53	29.12	29.24	29.96	26.94	28.94	28.8	33.78
8 - 9	29.2	27.71	28.42	28.43	29.46	30.37	29.26	28.6	29.93	33.36
9 - 10	29.43	29.05	28.8	29.33	28.43	29.36	31.38	28.99	29.94	34.08
10 - 11	27.45	27.49	27.82	28.7	28.78	28.72	29.24	28.06	28.93	33.3
11 - 12	28.97	28.83	28.26	28.59	28.77	28.81	29.59	28.69	29.13	33.74
12 - 13	27.75	28.27	28.28	28.63	28.04	28.9	29.17	28.18	29.04	33.52
13 - 14	27.38	28.52	29.27	28.64	28.11	28.84	29.08	28.37	28.93	33.62
14 - 15	28.59	28.43	28.62	28.56	28.02	28.87	29.07	28.42	28.97	33.52
15 - 16	26.22	26.74	26.89	27.97	28.06	28.92	29.81	27.17	29.4	32.66
16 - 17	28.35	28.07	27.84	28.5	28.28	29.85	29.21	28.2	29.54	33.32
17 - 18	28.6	28.24	28.87	28.57	28.75	30.16	30.46	28.6	30.27	33.62
18 - 19	29.01	29.09	29.02	28.81	28.5	29.91	31.35	28.9	30.61	34
19 - 20	29.57	29.72	29.62	29.06	30.46	29.76	29.71	29.68	29.74	34.58
20 - 21	29.32	29.26	29.77	27.72	30.21	31.48	31.27	29.21	31.36	34.78
21 - 22	29.14	29.49	31.13	28.96	29.75	30.07	30.7	29.69	30.4	34.38
22 - 23	29.56	30.3	28.79	29.69	30.73	29.66	31.45	29.75	30.26	35.04
23 - 24	28.57	29.52	29.86	32.33	29.69	32.03	31.67	29.97	31.91	35.76
Totals	28.5	28.4	28.5	28.7	28.9	29.5	29.8			
% of Total	14.09%	14.04%	14.09%	14.19%	14.29%	14.58%	14.73%			

Incoming Weekly Speeds
2024 June Westfield Road Bolebec

from Mon-Apr-29-2024-11-00-AM to Thu-Jun-13-2024-09-59-AM

	27/05/2024	to	02/06/2024							
	Monday	Tuesday	Wednesday	Thursday	Friday	Saturday	Sunday	Week	Weekend	Week Day 85%
Hour	27/05/2024	28/05/2024	29/05/2024	30/05/2024	31/05/2024	01/06/2024	02/06/2024	Day Avg	Avg	Avg Speed
0 - 1	30.07	32	30.71	32	28.53	32.58	29.7	30.46	31.27	37.6
1 - 2	35	18.8	21.92	22.82	20.91	31.82	35.56	22.61	32.9	32.84
2 - 3	32	32	37	29.29	33.2	29	33.5	31.53	30.8	37.5
3 - 4	0	37	17	27	33.25	37	34.5	30.57	36.17	31.25
4 - 5	0	29	24.5	32	18.25	27	28.67	25.73	27.83	28.75
5 - 6	35.33	32.33	30.57	31.62	29.47	27	33.67	31.15	29.22	39.6
6 - 7	0	28.54	30.21	30.51	30	28.67	33.25	29.9	31.29	36.15
7 - 8	30.27	29.76	29.17	28.5	28.21	30.35	32.53	28.93	31.29	35.16
8 - 9	28.12	28.98	28.16	29.51	28.82	28.2	27.71	28.88	28.03	34.26
9 - 10	28.33	28.37	29.58	28.99	28.07	25.56	30.56	28.7	27.46	34.08
10 - 11	29	27.62	28.16	28.86	28.68	27.24	28.97	28.45	28	33.44
11 - 12	28.81	28.57	28.47	28.76	28.08	28.98	27.7	28.51	28.3	33.42
12 - 13	28.96	28.15	28.73	28.33	28.51	29.15	28.72	28.5	28.94	33.52
13 - 14	29.94	28.33	28.31	28.7	28.77	28.84	29.57	28.7	29.19	33.56
14 - 15	29.54	28.15	28	28.32	28.23	29.14	28.73	28.33	28.93	33.58
15 - 16	29.42	26.06	27.16	27.24	27.7	29.49	29.72	27.34	29.61	33.02
16 - 17	29.66	28.98	28.77	28.47	29.14	29.66	29.63	28.91	29.64	33.96
17 - 18	30.38	28.66	28.23	28.17	29.25	29.31	29.54	28.7	29.41	33.72
18 - 19	32.67	29.21	28.7	28.51	29.83	29.84	30.12	29.38	29.97	34.78
19 - 20	30.98	30.12	29.08	29.51	28.74	31.07	30.89	29.5	31	34.52
20 - 21	32.03	31.02	29.95	31.09	30.55	30.56	28.78	30.7	29.77	36.6
21 - 22	30.5	29.45	30.21	29.87	29.29	31.65	30.11	29.92	30.99	34.4
22 - 23	31.37	27.92	30.04	30.87	30.37	29.34	30.6	30.11	29.73	35.64
23 - 24	30.3	27.77	30.85	31.86	30.4	30.93	32.27	30.3	31.3	36.1
Totals	29.9	28.5	28.6	28.7	28.7	29.3	29.4			
% of Total	14.72%	14.03%	14.08%	14.13%	14.13%	14.43%	14.48%			

Incoming Weekly Speeds
2024 June Westfield Road Bolebec

from Mon-Apr-29-2024-11-00-AM to Thu-Jun-13-2024-09-59-AM

	03/06/2024	to	09/06/2024							
	Monday	Tuesday	Wednesday	Thursday	Friday	Saturday	Sunday	Week	Weekend	Week Day 85%
Hour	03/06/2024	04/06/2024	05/06/2024	06/06/2024	07/06/2024	08/06/2024	09/06/2024	Day Avg	Avg	Avg Speed
0 - 1	27.56	29.75	32	30.38	31.06	31.91	30.78	30.22	31.33	38
1 - 2	15.2	21.8	21.8	17.64	22.22	32.89	33.83	19.98	33.27	30.84
2 - 3	28.67	0	12	22	27	32	32	24.5	32	27.5
3 - 4	30.33	22	29.5	27	12	28.67	27	26.33	28	30
4 - 5	7	42	27.33	33.5	37	28.67	0	30.2	28.67	33.5
5 - 6	31.75	29.71	29.89	27.27	30	29.33	35.33	29.62	30.83	37.1
6 - 7	29.8	30.69	29.19	29.68	27.48	29.9	33.8	29.42	31.85	35.36
7 - 8	29.88	28.92	28.51	28.3	30.02	30.54	31.67	29.08	30.81	34.1
8 - 9	28.54	28.33	28.27	28.39	28.77	28.88	29.16	28.44	28.98	33.5
9 - 10	28.78	29.22	28.67	29.08	28.79	27.76	30.09	28.9	28.56	34.16
10 - 11	28.97	27.8	29.96	27.48	27.24	27.13	26.25	28.34	26.7	33.36
11 - 12	28.5	27.84	28.46	28.34	27.44	28.91	28.65	28.13	28.77	33.18
12 - 13	27.72	28.04	28.29	29.2	28.28	28.35	27.91	28.25	28.12	33.26
13 - 14	28.25	28.66	28.22	29.07	28.08	27.95	29.04	28.42	28.48	33.5
14 - 15	28.96	29.54	27.6	28.35	28	29.08	28.46	28.47	28.75	33.74
15 - 16	27.25	27.56	26.56	27.6	26.42	28.83	28.1	27.04	28.43	32.48
16 - 17	29.31	28.23	28.46	26.06	28.26	29.89	28.47	28.06	29.28	32.86
17 - 18	28.69	28.5	28.34	27.32	28.42	29.64	28.7	28.26	29.21	33.3
18 - 19	29.13	27.99	28.4	28.19	28.29	29.21	29.52	28.38	29.36	33.54
19 - 20	28.53	29.53	29.78	29.72	29.84	30.23	29.89	29.48	30.09	34.38
20 - 21	28.23	29.06	29.23	29.71	30.46	29.33	31.34	29.33	30.06	34.4
21 - 22	30.04	29.14	29.4	28.95	30.42	29.43	30.23	29.59	29.78	35.22
22 - 23	30.5	29.2	28.86	28.96	27.96	29.97	31.39	29.01	30.62	34.18
23 - 24	30.83	32	30.86	30.74	29.72	29.66	29.05	30.57	29.44	36.68
Totals	28.7	28.5	28.4	28.2	28.3	29	28.8			
% of Total	14.36%	14.26%	14.21%	14.11%	14.16%	14.51%	14.41%			

Incoming Weekly Speeds
2024 June Westfield Road Bolebec

from Mon-Apr-29-2024-11-00-AM to Thu-Jun-13-2024-09-59-AM

	10/06/2024	to	16/06/2024							
	Monday	Tuesday	Wednesday	Thursday	Friday	Saturday	Sunday	Week	Weekend	Week Day 85%
Hour	10/06/2024	11/06/2024	12/06/2024	13/06/2024	14/06/2024	15/06/2024	16/06/2024	Day Avg	Avg	Avg Speed
0 - 1	32.14	29.5	33.83	28.38	*	*	*	30.92	*	36.88
1 - 2	14.17	22.25	22.8	20	*	*	*	20.33	*	28.75
2 - 3	0	19.5	28.5	24.5	*	*	*	25.25	*	30
3 - 4	29.5	27	27.83	14.5	*	*	*	26.23	*	31.88
4 - 5	32	29.5	37	0	*	*	*	33	*	38.33
5 - 6	30.09	27.69	29	29.46	*	*	*	29.02	*	36.67
6 - 7	28.97	29.64	27.97	29.05	*	*	*	28.92	*	33.92
7 - 8	28.21	28.79	27.76	28.4	*	*	*	28.32	*	33.22
8 - 9	28.42	28.08	28.25	28.11	*	*	*	28.21	*	33.12
9 - 10	28.77	28.55	29.38	29.52	*	*	*	28.95	*	33.85
10 - 11	27.58	27.75	27.86	*	*	*	*	27.74	*	32.87
11 - 12	28.43	28.53	28.42	*	*	*	*	28.46	*	33.47
12 - 13	27.87	27.45	26.95	*	*	*	*	27.46	*	32.17
13 - 14	27.89	28.16	27.82	*	*	*	*	27.95	*	33.1
14 - 15	28.07	27.65	28.81	*	*	*	*	28.22	*	33.27
15 - 16	27.31	26.96	27.25	*	*	*	*	27.17	*	33.07
16 - 17	28.88	27.24	28.49	*	*	*	*	28.2	*	33.23
17 - 18	28.12	28.09	28.37	*	*	*	*	28.19	*	33.27
18 - 19	28.8	28.68	27.73	*	*	*	*	28.35	*	33.23
19 - 20	29.66	29	29.92	*	*	*	*	29.52	*	34.83
20 - 21	30.09	29.41	29.62	*	*	*	*	29.67	*	34.53
21 - 22	29.6	29.33	28.63	*	*	*	*	29.14	*	35.07
22 - 23	29.97	30.02	28.79	*	*	*	*	29.55	*	34.83
23 - 24	29.27	28.37	30.53	*	*	*	*	29.4	*	35.53
Totals	28.4	28.2	28.3	28.2	0	0	0			
% of Total	25.11%	24.93%	25.02%	24.93%	0%	0%	0%			

Incoming Monthly Speeds
2024 June Westfield Road Bolebec

from Mon-Apr-29-2024-11-00-AM to Thu-Jun-13-2024-09-59-AM

Hour	Apr 2024							Week Day Avg	Weekend Avg	Week Day 85% Avg Speed
	Monday	Tuesday	Wednesday	Thursday	Friday	Saturday	Sunday			
0 - 1	*	28.83	*	*	*	*	*	28.83	*	33.3
1 - 2	*	24	*	*	*	*	*	24	*	40
2 - 3	*	32	*	*	*	*	*	32	*	40
3 - 4	*	27	*	*	*	*	*	27	*	30
4 - 5	*	0	*	*	*	*	*	*	*	0
5 - 6	*	32.31	*	*	*	*	*	32.31	*	39
6 - 7	*	31	*	*	*	*	*	31	*	36.7
7 - 8	*	29.12	*	*	*	*	*	29.12	*	33.8
8 - 9	*	28.95	*	*	*	*	*	28.95	*	33.7
9 - 10	*	30.31	*	*	*	*	*	30.31	*	35
10 - 11	*	30.52	*	*	*	*	*	30.52	*	35.8
11 - 12	0	28.13	*	*	*	*	*	28.13	*	33.6
12 - 13	28.95	27.54	*	*	*	*	*	28.1	*	33.25
13 - 14	28.43	28.1	*	*	*	*	*	28.25	*	33.75
14 - 15	28.2	29.74	*	*	*	*	*	28.96	*	34.3
15 - 16	27.67	27.4	*	*	*	*	*	27.54	*	33.35
16 - 17	28.55	29.17	*	*	*	*	*	28.85	*	33.75
17 - 18	28.36	28.38	*	*	*	*	*	28.37	*	33.5
18 - 19	29.18	28.93	*	*	*	*	*	29.05	*	34.05
19 - 20	30.36	29.39	*	*	*	*	*	29.84	*	34.8
20 - 21	31.22	28.92	*	*	*	*	*	29.91	*	35.4
21 - 22	30.02	29.65	*	*	*	*	*	29.81	*	35.05
22 - 23	29.18	29.56	*	*	*	*	*	29.38	*	35
23 - 24	29.19	32.74	*	*	*	*	*	31.11	*	37.5
Totals	28.8	28.9	0	0	0	0	0			
% of Total	49.91%	50.09%	0%	0%	0%	0%	0%			

Incoming Monthly Speeds
2024 June Westfield Road Bolebec

from Mon-Apr-29-2024-11-00-AM to Thu-Jun-13-2024-09-59-AM

Hour	May 2024							Week Day Avg	Weekend Avg	Week Day 85% Avg Speed
	Monday	Tuesday	Wednesday	Thursday	Friday	Saturday	Sunday			
0 - 1	31.12	30.77	30.46	32.18	30.59	30.66	29.75	31.07	30.12	37.54
1 - 2	26.23	20.62	21.84	21.76	21.6	32.54	31.45	22.08	31.88	34.58
2 - 3	31.29	27.45	31.44	32.17	31.68	28.31	28.44	31.02	28.38	38.98
3 - 4	27.45	29.86	23.43	30	34.5	32.11	32.71	29.25	32.38	35
4 - 5	29.2	26.5	26	24.5	25.05	32.56	29.08	25.81	30.5	35
5 - 6	31.41	30.98	29.42	30.26	30.51	31.62	32.07	30.39	31.78	36.82
6 - 7	30.21	29.03	29.16	29.24	29.33	30.76	30.83	29.31	30.8	35.04
7 - 8	28.8	28.86	29.09	28.74	28.91	29.85	30.03	28.88	29.92	33.92
8 - 9	29.32	28.25	28.51	28.82	29.06	29.67	29.26	28.74	29.51	33.7
9 - 10	28.84	28.79	29.26	29.11	28.16	29.27	29.83	28.82	29.49	34.04
10 - 11	28.6	28.12	28.32	28.61	28.95	28.97	29.28	28.55	29.1	33.64
11 - 12	29.02	28.72	28.63	28.76	28.29	28.68	29.4	28.65	28.99	33.7
12 - 13	28.43	27.93	28.38	28.52	28.28	29.28	28.54	28.31	28.9	33.48
13 - 14	28.81	28.47	28.56	28.59	28.48	29.55	28.83	28.57	29.21	33.6
14 - 15	28.82	28.15	28.34	28.55	28.69	28.82	29.2	28.5	29.02	33.6
15 - 16	27.82	26.78	26.96	27.43	27.97	29.07	29.76	27.4	29.41	33.08
16 - 17	28.8	28.68	28.56	28.59	28.7	29.26	29.45	28.65	29.35	33.8
17 - 18	28.86	28.58	28.72	28.33	28.76	29.71	30.11	28.63	29.88	33.68
18 - 19	29.81	28.89	29.13	28.75	29.15	29.49	30.18	29.08	29.78	34.1
19 - 20	29.88	29.56	29.3	29.59	29.72	29.9	30.37	29.58	30.12	34.52
20 - 21	29.82	29.12	29.35	29.01	29.82	30.13	30.83	29.4	30.45	34.64
21 - 22	29.59	29.2	29.75	29.73	29.34	29.59	29.39	29.57	29.51	34.28
22 - 23	30.19	29.08	29.34	29.8	29.45	29.26	31.36	29.54	29.97	34.72
23 - 24	29.6	29.34	31.59	31.1	29.93	29.98	30.65	30.33	30.13	36.32
Totals	29	28.5	28.6	28.7	28.8	29.4	29.6			
% of Total	14.31%	14.07%	14.12%	14.17%	14.22%	14.51%	14.61%			

Incoming Monthly Speeds
2024 June Westfield Road Bolebec

from Mon-Apr-29-2024-11-00-AM to Thu-Jun-13-2024-09-59-AM

	Jun 2024									
Hour	Monday	Tuesday	Wednesday	Thursday	Friday	Saturday	Sunday	Week Day Avg	Weekend Avg	Week Day 85% Avg Speed
0 - 1	29.56	29.67	32.85	29.38	31.06	32.26	30.28	30.46	31.3	37.5
1 - 2	14.64	22	22.3	18.57	22.22	32.13	34.87	20.12	33.02	32.4
2 - 3	28.67	19.5	25.2	23.67	27	30.36	33	24.93	31.29	32
3 - 4	29.86	23.25	28.5	22.83	12	33.43	30.75	26.29	32.45	30.32
4 - 5	19.5	33.67	31.2	33.5	37	27.83	28.67	31.13	28.11	38.5
5 - 6	30.96	28.74	29.31	28.29	30	28.4	34.5	29.35	30.14	36.94
6 - 7	29.39	30.21	28.66	29.3	27.48	29.62	33.64	29.2	31.7	34.66
7 - 8	29.04	28.85	28.19	28.35	30.02	30.46	32.21	28.74	31.04	33.96
8 - 9	28.48	28.22	28.26	28.27	28.77	28.58	28.54	28.34	28.56	33.44
9 - 10	28.78	28.9	28.97	29.17	28.79	26.65	30.34	28.92	27.99	34.04
10 - 11	28.32	27.78	29.02	27.48	27.24	27.18	27.39	28.14	27.28	33.18
11 - 12	28.47	28.13	28.45	28.34	27.44	28.95	28.18	28.23	28.54	33.16
12 - 13	27.78	27.79	27.78	29.2	28.28	28.77	28.32	28	28.54	33.16
13 - 14	28.1	28.45	28.04	29.07	28.08	28.39	29.3	28.27	28.83	33.46
14 - 15	28.54	28.76	28.16	28.35	28	29.11	28.59	28.39	28.84	33.6
15 - 16	27.28	27.25	26.9	27.6	26.42	29.16	28.84	27.09	28.99	32.7
16 - 17	29.11	27.78	28.48	26.06	28.26	29.77	29.11	28.11	29.47	32.76
17 - 18	28.41	28.3	28.35	27.32	28.42	29.48	29.07	28.23	29.3	33.3
18 - 19	28.97	28.36	28.04	28.19	28.29	29.54	29.83	28.37	29.68	33.4
19 - 20	29.03	29.26	29.85	29.72	29.84	30.64	30.35	29.49	30.52	34.46
20 - 21	29.09	29.23	29.4	29.71	30.46	29.95	29.84	29.45	29.9	34.52
21 - 22	29.84	29.25	29.04	28.95	30.42	30.51	30.18	29.42	30.36	34.92
22 - 23	30.23	29.62	28.82	28.96	27.96	29.61	31.06	29.22	30.17	34.26
23 - 24	30.12	30.14	30.7	30.74	29.72	30.23	30.19	30.23	30.22	36.12
Totals	28.6	28.4	28.4	28.2	28.3	29.1	29.1			
% of Total	14.29%	14.19%	14.19%	14.09%	14.14%	14.54%	14.54%			

Incoming Weekly EightyFifthSpeeds
2024 June Westfield Road Bolebec

from Mon-Apr-29-2024-11-00-AM to Thu-Jun-13-2024-09-59-AM

	29/04/2024	to	05/05/2024							
	Monday	Tuesday	Wednesday	Thursday	Friday	Saturday	Sunday	Week	Weekend	Week Day 85%
Hour	29/04/2024	30/04/2024	01/05/2024	02/05/2024	03/05/2024	04/05/2024	05/05/2024	Day Avg	Avg	Avg Speed
0 - 1	*	33.3	30	42.5	38.8	34	37	36.15	35.5	36.15
1 - 2	*	40	41.7	40	20	35	37.5	35.42	36.25	35.42
2 - 3	*	40	35	35	40	35	45	37.5	40	37.5
3 - 4	*	30	25	0	0	37.5	40	27.5	38.75	27.5
4 - 5	*	0	35	0	25	40	35	30	37.5	30
5 - 6	*	39	35	33.3	32.5	35	40	34.95	37.5	34.95
6 - 7	*	36.7	35	33.3	35	40	35	35	37.5	35
7 - 8	*	33.8	33.9	32.6	33.5	35	33.8	33.45	34.4	33.45
8 - 9	*	33.7	33.6	33	33.7	35.6	37.5	33.5	36.55	33.5
9 - 10	*	35	33.7	33.8	32.9	34.5	34.6	33.85	34.55	33.85
10 - 11	*	35.8	33.6	33.4	33.9	34.3	34.8	34.18	34.55	34.18
11 - 12	0	33.6	35	33.8	33.1	33.3	33.8	33.88	33.55	33.88
12 - 13	33.8	32.7	33.4	33.4	33.8	34.4	34	33.42	34.2	33.42
13 - 14	34	33.5	33.3	33.3	33.3	34.8	34	33.48	34.4	33.48
14 - 15	33.3	35.3	33.1	33.6	33.6	33.7	33.6	33.78	33.65	33.78
15 - 16	33.6	33.1	32.5	33.7	32	34.8	35.4	32.98	35.1	32.98
16 - 17	33.7	33.8	33.1	34.3	32.9	34.2	34.4	33.56	34.3	33.56
17 - 18	33.5	33.5	33.4	33	33.1	35.9	34.5	33.3	35.2	33.3
18 - 19	33.9	34.2	33.9	33.2	33.7	34.6	34.2	33.78	34.4	33.78
19 - 20	35.4	34.2	34.2	33.2	34.2	35.5	35	34.24	35.25	34.24
20 - 21	36.8	34	33.6	34.5	34.7	34.2	36.4	34.72	35.3	34.72
21 - 22	34	36.1	34	35	35	34.1	34.2	34.82	34.15	34.82
22 - 23	35	35	34.7	36.2	34.6	39	38.3	35.1	38.65	35.1
23 - 24	35	40	39	36.7	38	36.2	37.5	37.74	36.85	37.74
Totals	412	806.3	814.7	760.8	767.3	850.6	865.5			
% of Total	7.81%	15.28%	15.44%	14.42%	14.54%	16.12%	16.4%			

Incoming Weekly EightyFifthSpeeds
2024 June Westfield Road Bolebec

from Mon-Apr-29-2024-11-00-AM to Thu-Jun-13-2024-09-59-AM

	06/05/2024	to	12/05/2024							
	Monday	Tuesday	Wednesday	Thursday	Friday	Saturday	Sunday	Week	Weekend	Week Day 85%
Hour	06/05/2024	07/05/2024	08/05/2024	09/05/2024	10/05/2024	11/05/2024	12/05/2024	Day Avg	Avg	Avg Speed
0 - 1	35	32.5	40	35	34.4	34.5	34.1	35.38	34.3	35.38
1 - 2	38.8	40	25	30	37.5	35	37.5	34.26	36.25	34.26
2 - 3	40	35	45	45	40	35	33.3	41	34.15	41
3 - 4	35	25	30	30	40	0	40	32	40	32
4 - 5	0	25	40	10	50	25	30	31.25	27.5	31.25
5 - 6	45	35	35	33.3	40	38.3	30	37.66	34.15	37.66
6 - 7	35	33	33.3	34	33.8	40	37.5	33.82	38.75	33.82
7 - 8	37.5	33.9	34.4	33.7	34	35	38.8	34.7	36.9	34.7
8 - 9	38	33.9	34.4	33.9	33.6	33.8	33.8	34.76	33.8	34.76
9 - 10	33.2	33.8	34.4	34.8	33.3	33.9	34.4	33.9	34.15	33.9
10 - 11	34.1	33.7	33.2	33.9	33.8	33.6	34.2	33.74	33.9	33.74
11 - 12	34.6	33.8	32.9	33.6	32.9	34.5	35	33.56	34.75	33.56
12 - 13	34.2	32.6	34.1	32.3	33.6	34.6	32.7	33.36	33.65	33.36
13 - 14	34.5	32.8	33.9	33.4	33.5	34.8	33.5	33.62	34.15	33.62
14 - 15	33.4	33.2	33.9	33.5	34.1	34.1	34.5	33.62	34.3	33.62
15 - 16	33.4	33.4	34.1	32.9	33.9	33.5	35	33.54	34.25	33.54
16 - 17	34.2	33.9	34.1	33.8	34.4	34.5	35	34.08	34.75	34.08
17 - 18	33.2	33.9	34.1	33.7	34.1	34.1	38.3	33.8	36.2	33.8
18 - 19	35	33.6	34.4	34.1	34.5	35	35	34.32	35	34.32
19 - 20	34.4	33.7	34.5	34.8	35.8	35	34.4	34.64	34.7	34.64
20 - 21	35	33.5	33.7	33.5	35.6	34.8	36	34.26	35.4	34.26
21 - 22	33	34.3	34.5	34.2	34.5	35	35	34.1	35	34.1
22 - 23	35	34	36.4	32.7	33.3	32.5	36.7	34.28	34.6	34.28
23 - 24	35	34.2	40	34.4	34.7	32.7	38.8	35.66	35.75	35.66
Totals	816.5	797.7	835.3	790.5	855.3	789.2	843.5			
% of Total	14.25%	13.93%	14.58%	13.8%	14.93%	13.78%	14.73%			

Incoming Weekly EightyFifthSpeeds
2024 June Westfield Road Bolebec

from Mon-Apr-29-2024-11-00-AM to Thu-Jun-13-2024-09-59-AM

	13/05/2024	to	19/05/2024							
	Monday	Tuesday	Wednesday	Thursday	Friday	Saturday	Sunday	Week	Weekend	Week Day 85%
Hour	13/05/2024	14/05/2024	15/05/2024	16/05/2024	17/05/2024	18/05/2024	19/05/2024	Day Avg	Avg	Avg Speed
0 - 1	35	40	40	45	37.5	37.5	35	39.5	36.25	39.5
1 - 2	20	32.5	20	30	42.5	40	38.3	29	39.15	29
2 - 3	35	45	45	40	45	35	30	42	32.5	42
3 - 4	40	35	30	30	0	0	40	33.75	40	33.75
4 - 5	25	35	30	30	32.5	40	37.5	30.5	38.75	30.5
5 - 6	34.3	36.7	33.3	40	37	35	40	36.26	37.5	36.26
6 - 7	38.3	35	33.8	34.3	35	37.5	37.5	35.28	37.5	35.28
7 - 8	34	33	34.1	33.8	34.7	36.7	36.7	33.92	36.7	33.92
8 - 9	33.8	32.6	32.9	34.2	34	33.9	34.4	33.5	34.15	33.5
9 - 10	34.4	33.8	35	33.8	33.9	35	36	34.18	35.5	34.18
10 - 11	34.5	33.3	34.1	33.5	34.5	34	34.1	33.98	34.05	33.98
11 - 12	33.3	33.4	34.4	34.5	33.7	33.6	33.4	33.86	33.5	33.86
12 - 13	33.2	33.1	33.6	34.8	33	34.4	33.6	33.54	34	33.54
13 - 14	33.6	34.2	33.9	34	33.6	35.4	34.6	33.86	35	33.86
14 - 15	33.4	33.8	34.3	34.5	34.1	34.1	34.3	34.02	34.2	34.02
15 - 16	33.4	32.3	32.4	33.6	33.5	34.5	34.2	33.04	34.35	33.04
16 - 17	34.1	33.6	34.3	33.4	34.5	34.4	34.4	33.98	34.4	33.98
17 - 18	34	33.7	33.8	33.7	33.5	33.8	34.6	33.74	34.2	33.74
18 - 19	33.9	33.6	34.4	34	34.1	34	34.6	34	34.3	34
19 - 20	35.3	34.8	34.3	35.9	34.7	36.4	35	35	35.7	35
20 - 21	33.9	33.3	34	33.6	35	34.1	37	33.96	35.55	33.96
21 - 22	34.4	33.2	33.6	34.8	33.9	34.4	34.4	33.98	34.4	33.98
22 - 23	35	34.1	33.6	35	34.2	33.5	35	34.38	34.25	34.38
23 - 24	35	36.2	42.5	35	36.7	37.1	32.5	37.08	34.8	37.08
Totals	806.8	831.2	817.3	831.4	811.1	814.3	847.1			
% of Total	14.01%	14.43%	14.19%	14.44%	14.08%	14.14%	14.71%			

Incoming Weekly EightyFifthSpeeds
2024 June Westfield Road Bolebec

from Mon-Apr-29-2024-11-00-AM to Thu-Jun-13-2024-09-59-AM

	20/05/2024	to	26/05/2024							
	Monday	Tuesday	Wednesday	Thursday	Friday	Saturday	Sunday	Week	Weekend	Week Day 85%
Hour	20/05/2024	21/05/2024	22/05/2024	23/05/2024	24/05/2024	25/05/2024	26/05/2024	Day Avg	Avg	Avg Speed
0 - 1	40	30	38.3	37.5	36.7	38.1	34.4	36.5	36.25	36.5
1 - 2	37.5	27.5	20	30	35	41.7	38.3	30	40	30
2 - 3	0	25	20	40	37.5	32.5	35	30.62	33.75	30.62
3 - 4	35	45	40	50	40	35	30	42	32.5	42
4 - 5	45	40	27.5	0	35	40	35	36.88	37.5	36.88
5 - 6	37.5	40	35	35	36.7	37.5	40	36.84	38.75	36.84
6 - 7	35	33.5	33.3	33.6	38	35	40	34.68	37.5	34.68
7 - 8	33.5	34	33.5	33.6	34.3	35	30	33.78	32.5	33.78
8 - 9	33.7	32.8	33	33.1	34.2	36.5	34.1	33.36	35.3	33.36
9 - 10	34.8	34	33.8	33.9	33.9	34.5	38.1	34.08	36.3	34.08
10 - 11	33	32.9	32.1	34.3	34.2	33.9	33.6	33.3	33.75	33.3
11 - 12	34.3	34	33.2	33.6	33.6	34.3	35	33.74	34.65	33.74
12 - 13	33.4	33.6	33.6	33.9	33.1	34.5	34.4	33.52	34.45	33.52
13 - 14	32.8	33.9	34	33.8	33.6	34.3	34.2	33.62	34.25	33.62
14 - 15	33.9	33.7	33.4	33.2	33.4	34.1	34	33.52	34.05	33.52
15 - 16	32.2	32.5	31.4	33.4	33.8	34.3	35	32.66	34.65	32.66
16 - 17	33.7	33	33.4	33.6	32.9	35	33.9	33.32	34.45	33.32
17 - 18	33.5	33.2	34	33.5	33.9	35.8	36.5	33.62	36.15	33.62
18 - 19	34.6	34.1	33.6	34.1	33.6	34.4	37.5	34	35.95	34
19 - 20	34.6	34.5	34.3	34.6	34.9	34.4	34.4	34.58	34.4	34.58
20 - 21	34.6	36.1	34.7	32.9	35.6	35	37.3	34.78	36.15	34.78
21 - 22	33.3	34.2	36	34.1	34.3	36.2	35.8	34.38	36	34.38
22 - 23	33.9	36.2	33.7	34.5	36.9	34.1	36.7	35.04	35.4	35.04
23 - 24	34	33.8	36.2	38.8	36	38.6	40	35.76	39.3	35.76
Totals	803.8	817.5	788	805	841.1	854.7	853.2			
% of Total	13.95%	14.18%	13.67%	13.97%	14.59%	14.83%	14.8%			

Incoming Weekly EightyFifthSpeeds
2024 June Westfield Road Bolebec

from Mon-Apr-29-2024-11-00-AM to Thu-Jun-13-2024-09-59-AM

	27/05/2024	to	02/06/2024							
	Monday	Tuesday	Wednesday	Thursday	Friday	Saturday	Sunday	Week	Weekend	Week Day 85%
Hour	27/05/2024	28/05/2024	29/05/2024	30/05/2024	31/05/2024	01/06/2024	02/06/2024	Day Avg	Avg	Avg Speed
0 - 1	37.5	40	37.5	39	34	39	37.5	37.6	38.25	37.6
1 - 2	40	27.5	30	30	36.7	38	40	32.84	39	32.84
2 - 3	35	40	40	37.5	35	33.3	35	37.5	34.15	37.5
3 - 4	0	40	20	30	35	40	40	31.25	40	31.25
4 - 5	0	35	25	35	20	35	35	28.75	35	28.75
5 - 6	50	37.5	37.5	38.8	34.2	35	45	39.6	40	39.6
6 - 7	0	33.8	35	37.5	38.3	35	37.5	36.15	36.25	36.15
7 - 8	40	34.2	34.1	33.8	33.7	35	40	35.16	37.5	35.16
8 - 9	35	33.8	33.8	34.3	34.4	35	33	34.26	34	34.26
9 - 10	34.5	33.4	34.8	34.1	33.6	33.2	35	34.08	34.1	34.08
10 - 11	34.1	32.6	33.4	33.8	33.3	33.8	34.2	33.44	34	33.44
11 - 12	33.7	33.5	33.5	33.4	33	34.2	33.2	33.42	33.7	33.42
12 - 13	33.7	33.8	33.8	33.3	33	34.3	34.4	33.52	34.35	33.52
13 - 14	34.4	33	33.5	33.3	33.6	34	35.6	33.56	34.8	33.56
14 - 15	34.3	33.4	33.1	33.5	33.6	34.4	33.8	33.58	34.1	33.58
15 - 16	34.5	32.1	32.8	32.5	33.2	34.3	35.3	33.02	34.8	33.02
16 - 17	34.4	34.1	33.8	33.8	33.7	35	35	33.96	35	33.96
17 - 18	34.5	33.4	33.4	33.2	34.1	34.3	34.6	33.72	34.45	33.72
18 - 19	38.9	33.6	33.3	33.5	34.6	34.8	35	34.78	34.9	34.78
19 - 20	36.1	34.5	34.1	34.1	33.8	35	36.1	34.52	35.55	34.52
20 - 21	37.9	36.7	34.8	37.1	36.5	36.9	34.5	36.6	35.7	36.6
21 - 22	34.6	34.4	34.7	35	33.3	37.1	35	34.4	36.05	34.4
22 - 23	38.1	32	34.4	36.7	37	33.3	35	35.64	34.15	35.64
23 - 24	37.5	32.5	36.7	38.8	35	38	38.3	36.1	38.15	36.1
Totals	768.7	824.8	803	832	812.6	847.9	868			
% of Total	13.35%	14.33%	13.95%	14.45%	14.11%	14.73%	15.08%			

Incoming Weekly EightyFifthSpeeds
2024 June Westfield Road Bolebec

from Mon-Apr-29-2024-11-00-AM to Thu-Jun-13-2024-09-59-AM

	03/06/2024	to	09/06/2024							
	Monday	Tuesday	Wednesday	Thursday	Friday	Saturday	Sunday	Week	Weekend	Week Day 85%
Hour	03/06/2024	04/06/2024	05/06/2024	06/06/2024	07/06/2024	08/06/2024	09/06/2024	Day Avg	Avg	Avg Speed
0 - 1	40	37.5	40	35	37.5	38.6	37.5	38	38.05	38
1 - 2	20	37.5	30	31.7	35	42.5	40	30.84	41.25	30.84
2 - 3	40	0	15	25	30	40	35	27.5	37.5	27.5
3 - 4	40	30	35	30	15	35	30	30	32.5	30
4 - 5	10	45	35	37.5	40	35	0	33.5	35	33.5
5 - 6	40	35	35	37.5	38	35	45	37.1	40	37.1
6 - 7	36.2	37.5	34.3	35	33.8	34.2	40	35.36	37.1	35.36
7 - 8	34.6	33.4	33.3	33.5	35.7	37	40	34.1	38.5	34.1
8 - 9	33.3	33.2	33.3	33.5	34.2	33.8	33.3	33.5	33.55	33.5
9 - 10	34	34.3	34.4	34	34.1	33.7	35	34.16	34.35	34.16
10 - 11	34.1	32.8	34.5	32.5	32.9	33.3	31.2	33.36	32.25	33.36
11 - 12	33	32.4	35	33.4	32.1	33.7	34.3	33.18	34	33.18
12 - 13	32.4	33.2	33.5	34.2	33	33.3	33.5	33.26	33.4	33.26
13 - 14	33.4	33.9	33	33.9	33.3	32.8	34.2	33.5	33.5	33.5
14 - 15	33.6	34.9	33.2	33.3	33.7	34.1	33.1	33.74	33.6	33.74
15 - 16	32.2	32.9	32.1	33.1	32.1	33.6	33.1	32.48	33.35	32.48
16 - 17	33.9	33.2	33.8	30	33.4	35.7	34.1	32.86	34.9	32.86
17 - 18	33.6	33.4	33.1	32.6	33.8	34.9	34.1	33.3	34.5	33.3
18 - 19	34.5	33.2	33.4	33	33.6	34.3	34.8	33.54	34.55	33.54
19 - 20	33.2	35	34.6	34.4	34.7	35.6	34.7	34.38	35.15	34.38
20 - 21	33.4	34.7	34.3	34.6	35	34.3	38.3	34.4	36.3	34.4
21 - 22	34.5	36.2	35	33.7	36.7	35	35	35.22	35	35.22
22 - 23	35.8	34.4	33.8	34.2	32.7	36	37.5	34.18	36.75	34.18
23 - 24	36.7	37.5	36.7	37.5	35	38.3	34	36.68	36.15	36.68
Totals	802.4	801.1	801.3	803.1	805.3	849.7	817.7			
% of Total	14.13%	14.1%	14.11%	14.14%	14.18%	14.96%	14.39%			

Incoming Weekly EightyFifthSpeeds
2024 June Westfield Road Bolebec

from Mon-Apr-29-2024-11-00-AM to Thu-Jun-13-2024-09-59-AM

	10/06/2024	to	16/06/2024							
	Monday	Tuesday	Wednesday	Thursday	Friday	Saturday	Sunday	Week	Weekend	Week Day 85%
Hour	10/06/2024	11/06/2024	12/06/2024	13/06/2024	14/06/2024	15/06/2024	16/06/2024	Day Avg	Avg	Avg Speed
0 - 1	37.5	35	40	35	*	*	*	36.88	0	36.88
1 - 2	17.5	30	35	32.5	*	*	*	28.75	0	28.75
2 - 3	0	30	30	30	*	*	*	30	0	30
3 - 4	37.5	30	40	20	*	*	*	31.88	0	31.88
4 - 5	35	35	45	0	*	*	*	38.33	0	38.33
5 - 6	37.5	35	34.2	40	*	*	*	36.67	0	36.67
6 - 7	34.1	34.5	32.5	34.6	*	*	*	33.92	0	33.92
7 - 8	33.2	33.1	33.1	33.5	*	*	*	33.22	0	33.22
8 - 9	33.4	32.6	33.4	33.1	*	*	*	33.12	0	33.12
9 - 10	33.4	33.9	33.7	34.4	*	*	*	33.85	0	33.85
10 - 11	33.1	32.7	32.8	*	*	*	*	32.87	0	32.87
11 - 12	33.3	33.9	33.2	*	*	*	*	33.47	0	33.47
12 - 13	32.9	32.4	31.2	*	*	*	*	32.17	0	32.17
13 - 14	32.6	33.3	33.4	*	*	*	*	33.1	0	33.1
14 - 15	33.3	32.3	34.2	*	*	*	*	33.27	0	33.27
15 - 16	33.3	32.9	33	*	*	*	*	33.07	0	33.07
16 - 17	33.6	32.7	33.4	*	*	*	*	33.23	0	33.23
17 - 18	32.8	33.4	33.6	*	*	*	*	33.27	0	33.27
18 - 19	33.4	33.5	32.8	*	*	*	*	33.23	0	33.23
19 - 20	35.9	33.6	35	*	*	*	*	34.83	0	34.83
20 - 21	34.7	34.6	34.3	*	*	*	*	34.53	0	34.53
21 - 22	36.7	34.7	33.8	*	*	*	*	35.07	0	35.07
22 - 23	35	35.7	33.8	*	*	*	*	34.83	0	34.83
23 - 24	38.3	33.3	35	*	*	*	*	35.53	0	35.53
Totals	778	798.1	826.4	293.1	0	0	0			
% of Total	28.86%	29.61%	30.66%	10.87%	0%	0%	0%			

Incoming Monthly EightyFifthSpeeds
 2024 June Westfield Road Bolebec

from Mon-Apr-29-2024-11-00-AM to Thu-Jun-13-2024-09-59-AM

	Apr 2024							Week	Weekend	Week Day 85%
Hour	Monday	Tuesday	Wednesday	Thursday	Friday	Saturday	Sunday	Day Avg	Avg	Avg Speed
0 - 1	*	33.3	*	*	*	*	*	33.3	0	33.3
1 - 2	*	40	*	*	*	*	*	40	0	40
2 - 3	*	40	*	*	*	*	*	40	0	40
3 - 4	*	30	*	*	*	*	*	30	0	30
4 - 5	*	0	*	*	*	*	*	0	0	0
5 - 6	*	39	*	*	*	*	*	39	0	39
6 - 7	*	36.7	*	*	*	*	*	36.7	0	36.7
7 - 8	*	33.8	*	*	*	*	*	33.8	0	33.8
8 - 9	*	33.7	*	*	*	*	*	33.7	0	33.7
9 - 10	*	35	*	*	*	*	*	35	0	35
10 - 11	*	35.8	*	*	*	*	*	35.8	0	35.8
11 - 12	0	33.6	*	*	*	*	*	33.6	0	33.6
12 - 13	33.8	32.7	*	*	*	*	*	33.25	0	33.25
13 - 14	34	33.5	*	*	*	*	*	33.75	0	33.75
14 - 15	33.3	35.3	*	*	*	*	*	34.3	0	34.3
15 - 16	33.6	33.1	*	*	*	*	*	33.35	0	33.35
16 - 17	33.7	33.8	*	*	*	*	*	33.75	0	33.75
17 - 18	33.5	33.5	*	*	*	*	*	33.5	0	33.5
18 - 19	33.9	34.2	*	*	*	*	*	34.05	0	34.05
19 - 20	35.4	34.2	*	*	*	*	*	34.8	0	34.8
20 - 21	36.8	34	*	*	*	*	*	35.4	0	35.4
21 - 22	34	36.1	*	*	*	*	*	35.05	0	35.05
22 - 23	35	35	*	*	*	*	*	35	0	35
23 - 24	35	40	*	*	*	*	*	37.5	0	37.5

Incoming Monthly EightyFifthSpeeds
 2024 June Westfield Road Bolebec

from Mon-Apr-29-2024-11-00-AM to Thu-Jun-13-2024-09-59-AM

	May 2024							Week	Weekend	Week Day 85%
Hour	Monday	Tuesday	Wednesday	Thursday	Friday	Saturday	Sunday	Day Avg	Avg	Avg Speed
0 - 1	37.5	36.7	38	39.6	35.9	36.1	34.8	37.54	35.45	37.54
1 - 2	38.1	32.5	33.6	32	36.7	40	38	34.58	39	34.58
2 - 3	37.5	37.5	42.5	38.6	38.8	34.4	34.2	38.98	34.3	38.98
3 - 4	35	40	30	30	40	38.3	38.8	35	38.55	35
4 - 5	35	35	37.5	35	32.5	40	35	35	37.5	35
5 - 6	38.3	37.1	35	37.5	36.2	38.3	38.3	36.82	38.3	36.82
6 - 7	36.5	34	33.8	34.7	36.2	38	38.6	35.04	38.3	35.04
7 - 8	34.1	33.8	34	33.6	34.1	35.8	36.1	33.92	35.95	33.92
8 - 9	34	33.3	33.5	33.8	33.9	34.8	34.6	33.7	34.7	33.7
9 - 10	34.4	33.7	34.5	34.1	33.5	34.5	35.3	34.04	34.9	34.04
10 - 11	33.9	33.2	33.4	33.8	33.9	33.9	34.2	33.64	34.05	33.64
11 - 12	34	33.7	33.8	33.7	33.3	33.9	34.3	33.7	34.1	33.7
12 - 13	33.6	33.3	33.7	33.6	33.2	34.5	33.7	33.48	34.1	33.48
13 - 14	33.8	33.5	33.7	33.5	33.5	34.7	34	33.6	34.35	33.6
14 - 15	33.8	33.4	33.5	33.6	33.7	34	34.1	33.6	34.05	33.6
15 - 16	33.4	32.6	32.8	33.2	33.4	34.3	34.8	33.08	34.55	33.08
16 - 17	34	33.7	33.8	33.8	33.7	34.6	34.4	33.8	34.5	33.8
17 - 18	33.9	33.6	33.7	33.4	33.8	34.6	35.6	33.68	35.1	33.68
18 - 19	35	33.7	33.9	33.8	34.1	34.4	35	34.1	34.7	34.1
19 - 20	34.9	34.4	34.3	34.5	34.5	35	34.7	34.52	34.85	34.52
20 - 21	34.9	34.5	34.2	34.1	35.5	34.5	36.8	34.64	35.65	34.64
21 - 22	34	34	34.5	34.6	34.3	34.7	35	34.28	34.85	34.28
22 - 23	35.6	34.2	34.4	34.7	34.7	34.1	37.4	34.72	35.75	34.72
23 - 24	36	34.3	38.3	37.2	35.8	35.8	37.5	36.32	36.65	36.32

Incoming Monthly EightyFifthSpeeds
 2024 June Westfield Road Bolebec

from Mon-Apr-29-2024-11-00-AM to Thu-Jun-13-2024-09-59-AM

	Jun 2024									
Hour	Monday	Tuesday	Wednesday	Thursday	Friday	Saturday	Sunday	Week Day Avg	Weekend Avg	Week Day 85% Avg Speed
0 - 1	38.3	36.7	40	35	37.5	38.8	37.5	37.5	38.15	37.5
1 - 2	18.3	36.7	40	32	35	38	40	32.4	39	32.4
2 - 3	40	30	30	30	30	35	35	32	35	32
3 - 4	38.3	28.3	40	30	15	40	35	30.32	37.5	30.32
4 - 5	35	45	35	37.5	40	32.5	35	38.5	33.75	38.5
5 - 6	39	35	34.4	38.3	38	35	42.5	36.94	38.75	36.94
6 - 7	34.8	36.2	33.7	34.8	33.8	34.3	40	34.66	37.15	34.66
7 - 8	34	33.3	33.3	33.5	35.7	36.2	38.8	33.96	37.5	33.96
8 - 9	33.4	32.9	33.4	33.3	34.2	34.2	33.4	33.44	33.8	33.44
9 - 10	33.8	34.1	34.1	34.1	34.1	33.5	35	34.04	34.25	34.04
10 - 11	33.8	32.9	33.8	32.5	32.9	33.5	32.8	33.18	33.15	33.18
11 - 12	33.1	33.1	34.1	33.4	32.1	34	33.7	33.16	33.85	33.16
12 - 13	32.7	32.9	33	34.2	33	33.8	33.9	33.16	33.85	33.16
13 - 14	33.2	33.7	33.2	33.9	33.3	33.4	34.6	33.46	34	33.46
14 - 15	33.5	33.8	33.7	33.3	33.7	34.2	33.4	33.6	33.8	33.6
15 - 16	32.7	33	32.6	33.1	32.1	34	34	32.7	34	32.7
16 - 17	33.8	33	33.6	30	33.4	35.3	34.6	32.76	34.95	32.76
17 - 18	33.2	33.5	33.4	32.6	33.8	34.6	34.4	33.3	34.5	33.3
18 - 19	33.9	33.4	33.1	33	33.6	34.6	35	33.4	34.8	33.4
19 - 20	34.2	34.2	34.8	34.4	34.7	35.4	35.3	34.46	35.35	34.46
20 - 21	34.1	34.6	34.3	34.6	35	35.6	36.2	34.52	35.9	34.52
21 - 22	35	34.8	34.4	33.7	36.7	36.2	35	34.92	35.6	34.92
22 - 23	35.6	35	33.8	34.2	32.7	34	36.4	34.26	35.2	34.26
23 - 24	37.5	34.6	36	37.5	35	37.5	36.2	36.12	36.85	36.12

Summary of Violators

2024 June Westfield Road Bolebec

from Mon-Apr-29-2024-11-00-AM to Thu-Jun-13-2024-09-59-AM

Starting Hour	Count	Average Speed of all Traffic	Violator Counts	Average Speed of Violators
00:00:00	0	N/A	N/A	N/A
01:00:00	0	N/A	N/A	N/A
02:00:00	0	N/A	N/A	N/A
03:00:00	0	N/A	N/A	N/A
04:00:00	0	N/A	N/A	N/A
05:00:00	0	N/A	N/A	N/A
06:00:00	0	N/A	N/A	N/A
07:00:00	0	N/A	N/A	N/A
08:00:00	0	N/A	N/A	N/A
09:00:00	0	N/A	N/A	N/A
10:00:00	0	N/A	N/A	N/A
11:00:00	0	N/A	N/A	N/A
12:00:00	57	5.3	4	37.5
13:00:00	115	4.4	9	37.5
14:00:00	112	4.8	8	38.1
15:00:00	170	3.7	8	39.4
16:00:00	195	2.9	17	37.5
17:00:00	232	3.0	20	38.5
18:00:00	177	3.1	14	37.9
19:00:00	133	4.8	19	38.6
20:00:00	62	8.2	11	39.3
21:00:00	45	8.8	6	37.5
22:00:00	37	10.1	5	39.5
23:00:00	22	19.1	3	37.5
00:00:00	6	23.8	0	0.0
01:00:00	5	24.5	2	40.0
02:00:00	4	32.5	3	39.2
03:00:00	0	N/A	N/A	N/A
04:00:00	1	27.5	0	0.0
05:00:00	5	30.5	2	40.0
06:00:00	21	21.0	8	38.1
07:00:00	80	6.2	7	38.9
08:00:00	171	3.5	11	38.0
09:00:00	109	5.2	14	38.2
10:00:00	81	6.5	14	37.9
11:00:00	76	7.3	8	38.1
12:00:00	123	4.7	7	38.9
13:00:00	129	4.2	10	37.5
14:00:00	123	4.7	21	38.2
15:00:00	159	3.2	4	37.5
16:00:00	187	2.7	16	37.5
17:00:00	240	2.6	18	38.1
18:00:00	203	2.7	15	37.5
19:00:00	151	3.8	19	37.8
20:00:00	79	7.0	7	38.2
21:00:00	62	9.2	9	38.1
22:00:00	38	12.5	8	40.6
23:00:00	26	18.8	6	40.0

Summary of Violators

2024 June Westfield Road Bolebec

from Mon-Apr-29-2024-11-00-AM to Thu-Jun-13-2024-09-59-AM

00:00:00	9	21.1	2	40.0
01:00:00	9	17.8	2	42.5
02:00:00	3	30.8	1	42.5
03:00:00	2	27.5	0	0.0
04:00:00	0	N/A	N/A	N/A
05:00:00	7	16.4	0	0.0
06:00:00	18	17.8	4	37.5
07:00:00	84	5.9	11	37.5
08:00:00	189	2.8	10	38.0
09:00:00	105	5.5	9	37.5
10:00:00	87	5.8	5	37.5
11:00:00	106	6.1	14	38.9
12:00:00	103	5.3	10	37.5
13:00:00	123	4.4	7	38.2
14:00:00	116	5.2	7	38.9
15:00:00	193	3.5	11	39.3
16:00:00	194	3.2	13	39.0
17:00:00	230	2.3	7	37.5
18:00:00	188	2.9	12	37.5
19:00:00	162	3.7	17	38.4
20:00:00	67	6.8	6	39.2
21:00:00	58	8.4	4	38.8
22:00:00	54	9.8	5	39.5
23:00:00	23	16.5	9	38.1
00:00:00	8	36.3	4	41.3
01:00:00	7	28.2	3	42.5
02:00:00	7	27.1	2	37.5
03:00:00	0	N/A	N/A	N/A
04:00:00	0	N/A	N/A	N/A
05:00:00	3	27.5	0	0.0
06:00:00	22	14.3	2	37.5
07:00:00	79	6.0	4	37.5
08:00:00	152	3.1	5	37.5
09:00:00	112	4.8	10	38.0
10:00:00	87	4.8	3	37.5
11:00:00	99	6.2	13	38.3
12:00:00	99	4.9	3	37.5
13:00:00	102	5.8	11	38.9
14:00:00	117	5.2	11	38.4
15:00:00	168	3.5	10	38.5
16:00:00	184	3.5	22	38.0
17:00:00	208	2.7	7	37.5
18:00:00	201	2.6	7	37.5
19:00:00	128	3.6	6	37.5
20:00:00	77	6.3	8	38.1
21:00:00	63	8.0	9	38.6
22:00:00	41	12.6	6	38.3
23:00:00	33	17.4	8	40.0
00:00:00	17	16.5	4	37.5

Summary of Violators

2024 June Westfield Road Bolebec

from Mon-Apr-29-2024-11-00-AM to Thu-Jun-13-2024-09-59-AM

01:00:00	11	16.8	1	42.5
02:00:00	2	25.0	1	37.5
03:00:00	1	27.5	0	0.0
04:00:00	3	13.3	0	0.0
05:00:00	4	26.3	0	0.0
06:00:00	20	15.0	1	37.5
07:00:00	67	7.1	6	37.5
08:00:00	140	3.4	9	37.5
09:00:00	125	3.9	4	37.5
10:00:00	75	6.0	5	38.5
11:00:00	106	4.7	8	38.1
12:00:00	119	4.3	7	38.2
13:00:00	113	4.7	5	37.5
14:00:00	115	4.3	7	37.5
15:00:00	180	3.0	7	38.2
16:00:00	190	2.9	7	37.5
17:00:00	189	3.3	9	39.2
18:00:00	158	3.3	12	37.5
19:00:00	118	4.0	10	38.5
20:00:00	86	6.3	11	38.4
21:00:00	37	11.4	5	37.5
22:00:00	34	11.1	5	37.5
23:00:00	35	12.1	7	38.9
00:00:00	16	18.1	1	37.5
01:00:00	3	27.5	0	0.0
02:00:00	1	32.5	0	0.0
03:00:00	5	25.0	2	37.5
04:00:00	5	33.5	2	42.5
05:00:00	5	26.0	1	42.5
06:00:00	2	30.0	0	0.0
07:00:00	17	21.6	4	40.0
08:00:00	46	11.8	8	38.8
09:00:00	87	6.0	11	38.0
10:00:00	109	5.1	10	38.0
11:00:00	149	4.0	10	39.0
12:00:00	131	3.8	9	38.1
13:00:00	116	4.9	20	37.8
14:00:00	106	4.7	11	37.5
15:00:00	133	4.7	14	39.3
16:00:00	127	4.2	13	37.9
17:00:00	100	5.9	20	38.0
18:00:00	111	4.9	11	39.3
19:00:00	71	7.5	11	38.0
20:00:00	65	7.8	9	39.2
21:00:00	52	8.9	6	38.3
22:00:00	34	12.8	4	38.8
23:00:00	37	12.9	10	38.5
00:00:00	33	15.2	8	38.1
01:00:00	14	20.5	3	39.2

Summary of Violators

2024 June Westfield Road Bolebec

from Mon-Apr-29-2024-11-00-AM to Thu-Jun-13-2024-09-59-AM

02:00:00	2	32.5	0	0.0
03:00:00	2	40.0	2	40.0
04:00:00	1	32.5	0	0.0
05:00:00	4	31.3	1	37.5
06:00:00	3	29.2	0	0.0
07:00:00	13	21.0	2	37.5
08:00:00	18	21.4	3	42.5
09:00:00	65	7.4	10	37.5
10:00:00	86	7.2	13	38.7
11:00:00	106	4.9	5	39.5
12:00:00	109	4.3	8	37.5
13:00:00	110	5.9	15	38.8
14:00:00	141	3.5	5	37.5
15:00:00	126	4.9	20	38.5
16:00:00	137	4.5	15	39.2
17:00:00	93	7.1	13	38.7
18:00:00	95	5.6	10	38.0
19:00:00	74	7.1	10	38.5
20:00:00	53	8.3	9	38.6
21:00:00	38	12.6	5	38.5
22:00:00	23	15.3	7	38.9
23:00:00	21	15.0	7	37.5
00:00:00	16	15.0	2	37.5
01:00:00	4	28.1	4	37.5
02:00:00	4	24.4	3	37.5
03:00:00	3	30.8	1	37.5
04:00:00	0	N/A	N/A	N/A
05:00:00	1	42.5	1	42.5
06:00:00	3	35.8	1	47.5
07:00:00	13	22.7	3	37.5
08:00:00	24	17.3	9	39.2
09:00:00	58	8.7	4	40.0
10:00:00	70	7.2	7	38.2
11:00:00	103	5.2	12	37.9
12:00:00	106	5.9	13	38.7
13:00:00	104	5.2	12	37.9
14:00:00	79	6.4	6	38.3
15:00:00	108	4.3	7	37.5
16:00:00	95	6.3	10	38.5
17:00:00	83	5.8	5	38.5
18:00:00	67	7.6	8	38.1
19:00:00	61	7.5	8	38.1
20:00:00	41	10.4	4	38.8
21:00:00	30	12.8	3	37.5
22:00:00	24	13.1	4	37.5
23:00:00	19	18.9	3	37.5
00:00:00	7	21.1	0	0.0
01:00:00	10	16.0	2	40.0
02:00:00	6	25.8	1	37.5

Summary of Violators

2024 June Westfield Road Bolebec

from Mon-Apr-29-2024-11-00-AM to Thu-Jun-13-2024-09-59-AM

03:00:00	1	22.5	0	0.0
04:00:00	2	20.0	0	0.0
05:00:00	8	17.5	1	47.5
06:00:00	17	16.2	2	37.5
07:00:00	79	6.9	9	38.6
08:00:00	171	3.3	12	37.9
09:00:00	120	4.3	10	38.5
10:00:00	90	5.9	5	38.5
11:00:00	77	6.8	8	38.1
12:00:00	98	5.1	4	37.5
13:00:00	128	4.0	5	37.5
14:00:00	135	4.5	6	39.2
15:00:00	161	3.6	9	38.1
16:00:00	184	3.5	17	38.1
17:00:00	226	2.5	19	37.5
18:00:00	196	3.4	11	38.9
19:00:00	133	4.2	8	38.1
20:00:00	79	5.9	5	38.5
21:00:00	42	8.8	2	42.5
22:00:00	46	10.9	4	40.0
23:00:00	33	12.2	3	40.8
00:00:00	9	20.0	1	37.5
01:00:00	11	18.6	3	49.2
02:00:00	3	29.2	0	0.0
03:00:00	3	32.5	1	42.5
04:00:00	1	37.5	1	37.5
05:00:00	8	22.5	1	37.5
06:00:00	19	16.7	1	37.5
07:00:00	78	6.2	12	37.9
08:00:00	162	3.8	17	38.1
09:00:00	115	5.0	13	37.9
10:00:00	101	5.3	7	38.2
11:00:00	87	5.4	3	37.5
12:00:00	106	5.0	11	37.5
13:00:00	135	4.4	10	39.5
14:00:00	117	4.5	11	37.5
15:00:00	199	3.4	17	38.1
16:00:00	201	3.3	26	38.1
17:00:00	209	2.8	17	38.1
18:00:00	200	2.7	20	38.0
19:00:00	119	4.8	12	37.9
20:00:00	78	6.0	8	37.5
21:00:00	61	8.2	4	40.0
22:00:00	44	11.6	8	38.1
23:00:00	25	20.3	8	41.3
00:00:00	15	19.2	3	39.2
01:00:00	10	19.3	0	0.0
02:00:00	4	26.9	3	39.2
03:00:00	1	27.5	0	0.0

Summary of Violators

2024 June Westfield Road Bolebec

from Mon-Apr-29-2024-11-00-AM to Thu-Jun-13-2024-09-59-AM

04:00:00	1	7.5	0	0.0
05:00:00	9	20.8	0	0.0
06:00:00	14	20.2	1	42.5
07:00:00	99	5.3	10	37.5
08:00:00	177	3.4	16	37.8
09:00:00	129	5.3	15	38.5
10:00:00	98	5.3	9	37.5
11:00:00	88	6.4	5	38.5
12:00:00	98	5.6	6	39.2
13:00:00	128	4.6	6	38.3
14:00:00	117	4.7	8	38.1
15:00:00	183	3.1	12	37.5
16:00:00	189	3.3	11	38.0
17:00:00	224	2.9	24	38.3
18:00:00	188	2.8	13	37.9
19:00:00	143	3.8	18	37.8
20:00:00	104	5.0	8	37.5
21:00:00	69	7.3	8	38.8
22:00:00	55	7.0	1	37.5
23:00:00	36	7.4	2	37.5
00:00:00	16	15.3	1	37.5
01:00:00	8	20.6	2	37.5
02:00:00	2	20.0	0	0.0
03:00:00	3	37.5	3	37.5
04:00:00	3	35.8	1	47.5
05:00:00	10	18.5	1	42.5
06:00:00	19	22.8	6	38.3
07:00:00	83	5.5	8	37.5
08:00:00	140	3.6	9	37.5
09:00:00	107	4.9	8	38.1
10:00:00	96	6.0	7	38.2
11:00:00	95	5.7	5	38.5
12:00:00	97	5.4	4	40.0
13:00:00	137	4.7	8	38.8
14:00:00	113	4.9	11	38.0
15:00:00	168	3.9	14	38.6
16:00:00	186	3.4	19	38.3
17:00:00	233	2.6	21	38.0
18:00:00	191	2.9	21	37.7
19:00:00	111	5.3	17	38.4
20:00:00	60	8.7	10	39.0
21:00:00	51	8.2	5	37.5
22:00:00	37	9.0	5	37.5
23:00:00	69	7.3	10	38.0
00:00:00	39	9.2	2	37.5
01:00:00	6	32.5	2	37.5
02:00:00	4	33.8	1	37.5
03:00:00	0	N/A	N/A	N/A
04:00:00	1	22.5	0	0.0

Summary of Violators

2024 June Westfield Road Bolebec

from Mon-Apr-29-2024-11-00-AM to Thu-Jun-13-2024-09-59-AM

05:00:00	4	32.5	2	40.0
06:00:00	12	21.3	3	40.8
07:00:00	14	21.4	2	37.5
08:00:00	40	11.1	4	40.0
09:00:00	92	5.5	6	39.2
10:00:00	115	5.0	8	38.8
11:00:00	139	4.1	19	38.0
12:00:00	113	4.5	7	37.5
13:00:00	137	4.9	21	38.7
14:00:00	117	4.9	15	37.8
15:00:00	100	5.7	8	38.8
16:00:00	111	5.1	15	38.5
17:00:00	126	4.8	11	38.9
18:00:00	91	5.7	7	38.2
19:00:00	83	6.8	15	38.5
20:00:00	72	8.4	12	38.8
21:00:00	51	9.4	7	40.4
22:00:00	63	7.3	4	37.5
23:00:00	61	7.8	3	37.5
00:00:00	56	7.7	2	42.5
01:00:00	13	21.3	3	37.5
02:00:00	8	23.1	1	37.5
03:00:00	3	30.8	1	37.5
04:00:00	3	21.7	1	37.5
05:00:00	3	25.8	0	0.0
06:00:00	5	24.0	2	37.5
07:00:00	7	31.8	2	40.0
08:00:00	25	15.8	6	40.0
09:00:00	64	7.3	4	37.5
10:00:00	96	7.1	11	39.8
11:00:00	99	7.0	17	39.3
12:00:00	112	4.5	3	37.5
13:00:00	123	3.9	6	38.3
14:00:00	130	3.8	14	37.9
15:00:00	97	7.0	12	39.6
16:00:00	117	5.3	16	39.4
17:00:00	75	9.0	16	39.7
18:00:00	77	8.1	15	38.8
19:00:00	81	7.3	10	40.0
20:00:00	57	9.2	8	39.4
21:00:00	39	10.8	7	38.2
22:00:00	23	20.3	4	40.0
23:00:00	13	22.1	5	37.5
00:00:00	3	27.5	0	0.0
01:00:00	8	13.4	0	0.0
02:00:00	3	13.3	0	0.0
03:00:00	3	24.2	0	0.0
04:00:00	1	37.5	1	37.5
05:00:00	8	27.2	1	42.5

Summary of Violators

2024 June Westfield Road Bolebec

from Mon-Apr-29-2024-11-00-AM to Thu-Jun-13-2024-09-59-AM

06:00:00	24	17.2	7	38.9
07:00:00	86	6.4	13	37.9
08:00:00	173	3.2	11	38.4
09:00:00	144	4.4	16	38.8
10:00:00	83	7.5	9	39.7
11:00:00	74	5.3	4	37.5
12:00:00	102	4.7	6	37.5
13:00:00	135	4.8	10	38.5
14:00:00	107	5.8	7	41.1
15:00:00	171	3.5	12	37.9
16:00:00	176	3.6	18	38.1
17:00:00	246	2.6	24	38.1
18:00:00	182	3.3	16	37.8
19:00:00	119	4.7	15	37.8
20:00:00	67	7.5	10	38.5
21:00:00	42	8.3	3	37.5
22:00:00	30	12.3	4	38.8
23:00:00	29	15.9	5	39.5
00:00:00	7	30.7	4	41.3
01:00:00	11	19.1	1	47.5
02:00:00	2	37.5	1	42.5
03:00:00	3	29.2	0	0.0
04:00:00	0	N/A	N/A	N/A
05:00:00	5	31.5	2	37.5
06:00:00	22	16.1	2	40.0
07:00:00	88	5.0	6	38.3
08:00:00	172	3.4	6	38.3
09:00:00	95	6.5	7	38.9
10:00:00	63	6.5	3	37.5
11:00:00	93	4.9	4	37.5
12:00:00	102	5.9	7	39.6
13:00:00	123	5.2	12	39.2
14:00:00	108	5.4	9	38.6
15:00:00	141	4.6	9	39.2
16:00:00	160	3.1	9	37.5
17:00:00	237	2.4	18	37.5
18:00:00	199	2.5	12	37.9
19:00:00	120	5.1	18	38.3
20:00:00	91	5.7	6	39.2
21:00:00	48	8.2	2	37.5
22:00:00	39	9.8	4	37.5
23:00:00	32	14.6	4	40.0
00:00:00	8	29.1	4	38.8
01:00:00	8	23.8	1	42.5
02:00:00	3	30.8	2	40.0
03:00:00	1	27.5	0	0.0
04:00:00	1	17.5	0	0.0
05:00:00	8	21.9	2	37.5
06:00:00	19	16.7	1	37.5

Summary of Violators

2024 June Westfield Road Bolebec

from Mon-Apr-29-2024-11-00-AM to Thu-Jun-13-2024-09-59-AM

07:00:00	92	5.1	7	37.5
08:00:00	182	2.9	10	37.5
09:00:00	113	4.7	12	37.9
10:00:00	90	6.0	11	38.9
11:00:00	110	4.5	11	38.4
12:00:00	120	5.2	11	39.3
13:00:00	114	4.5	12	37.5
14:00:00	106	5.8	12	38.3
15:00:00	180	3.3	8	39.4
16:00:00	203	2.7	20	37.8
17:00:00	200	2.9	19	37.8
18:00:00	211	2.6	22	37.5
19:00:00	153	3.6	17	38.1
20:00:00	73	6.3	5	37.5
21:00:00	69	6.7	4	38.8
22:00:00	42	10.4	3	37.5
23:00:00	28	17.3	6	43.3
00:00:00	13	31.5	5	42.5
01:00:00	6	26.3	2	40.0
02:00:00	1	37.5	1	37.5
03:00:00	0	N/A	N/A	N/A
04:00:00	2	25.0	0	0.0
05:00:00	4	30.0	2	40.0
06:00:00	24	15.0	5	37.5
07:00:00	90	6.0	11	38.0
08:00:00	172	3.6	13	38.7
09:00:00	114	4.4	11	37.5
10:00:00	82	6.6	5	39.5
11:00:00	101	4.9	7	37.5
12:00:00	96	7.0	15	39.2
13:00:00	128	4.2	10	37.5
14:00:00	124	4.9	17	38.7
15:00:00	151	3.8	12	37.5
16:00:00	202	3.2	13	38.3
17:00:00	223	2.7	16	38.1
18:00:00	213	3.2	22	38.4
19:00:00	154	3.9	22	38.2
20:00:00	81	5.7	8	37.5
21:00:00	60	7.8	7	39.6
22:00:00	49	9.8	7	37.5
23:00:00	30	12.7	4	38.8
00:00:00	12	27.1	4	40.0
01:00:00	11	18.4	2	42.5
02:00:00	1	42.5	1	42.5
03:00:00	1	32.5	0	0.0
04:00:00	3	11.7	0	0.0
05:00:00	10	20.8	1	37.5
06:00:00	23	17.3	7	38.2
07:00:00	72	7.2	10	38.0

Summary of Violators

2024 June Westfield Road Bolebec

from Mon-Apr-29-2024-11-00-AM to Thu-Jun-13-2024-09-59-AM

08:00:00	139	4.2	12	38.3
09:00:00	127	4.8	14	38.2
10:00:00	106	5.3	12	37.9
11:00:00	133	4.1	12	37.9
12:00:00	139	3.6	3	37.5
13:00:00	159	4.0	12	37.9
14:00:00	144	3.6	11	37.5
15:00:00	189	3.4	14	38.6
16:00:00	169	4.1	19	39.1
17:00:00	220	2.9	19	38.0
18:00:00	175	3.2	14	37.9
19:00:00	133	5.4	13	40.6
20:00:00	90	6.1	15	38.2
21:00:00	50	8.4	4	37.5
22:00:00	48	9.0	6	37.5
23:00:00	33	11.7	4	38.8
00:00:00	18	21.1	3	39.2
01:00:00	8	30.9	4	40.0
02:00:00	2	27.5	0	0.0
03:00:00	0	N/A	N/A	N/A
04:00:00	1	32.5	0	0.0
05:00:00	4	32.5	1	37.5
06:00:00	9	26.7	2	37.5
07:00:00	19	15.5	5	37.5
08:00:00	49	11.3	7	38.2
09:00:00	90	7.3	13	39.0
10:00:00	129	4.6	10	38.0
11:00:00	144	4.7	10	39.5
12:00:00	145	4.1	17	38.1
13:00:00	115	5.1	13	39.0
14:00:00	141	4.0	20	38.3
15:00:00	136	4.2	15	37.8
16:00:00	134	3.9	11	38.0
17:00:00	148	3.9	13	38.7
18:00:00	138	3.9	11	38.0
19:00:00	113	5.4	15	38.8
20:00:00	57	8.7	9	38.6
21:00:00	60	8.4	7	38.2
22:00:00	48	7.9	2	37.5
23:00:00	46	9.8	9	37.5
00:00:00	33	10.5	7	38.9
01:00:00	18	14.6	5	37.5
02:00:00	5	19.0	0	0.0
03:00:00	2	32.5	1	37.5
04:00:00	6	29.2	2	37.5
05:00:00	1	32.5	0	0.0
06:00:00	8	32.5	4	40.0
07:00:00	16	17.7	1	42.5
08:00:00	22	14.9	6	38.3

Summary of Violators

2024 June Westfield Road Bolebec

from Mon-Apr-29-2024-11-00-AM to Thu-Jun-13-2024-09-59-AM

09:00:00	63	9.5	10	39.5
10:00:00	91	6.0	12	37.9
11:00:00	111	5.0	8	38.1
12:00:00	165	3.6	12	39.2
13:00:00	161	3.8	18	37.8
14:00:00	113	5.2	19	37.8
15:00:00	122	4.3	10	38.0
16:00:00	99	5.7	11	38.0
17:00:00	85	6.1	10	38.5
18:00:00	70	7.2	9	38.6
19:00:00	73	7.6	11	39.3
20:00:00	59	8.2	9	38.6
21:00:00	38	13.7	8	40.0
22:00:00	26	17.8	4	38.8
23:00:00	10	18.8	0	0.0
00:00:00	7	29.3	3	40.8
01:00:00	9	19.7	2	37.5
02:00:00	1	32.5	0	0.0
03:00:00	6	29.2	1	37.5
04:00:00	1	32.5	0	0.0
05:00:00	11	18.9	2	40.0
06:00:00	27	16.8	10	38.0
07:00:00	83	5.4	4	37.5
08:00:00	180	3.1	9	38.1
09:00:00	117	4.9	15	37.8
10:00:00	85	5.9	3	37.5
11:00:00	93	6.4	13	38.7
12:00:00	101	5.7	9	38.6
13:00:00	146	3.8	5	37.5
14:00:00	104	5.1	10	38.0
15:00:00	155	3.5	6	37.5
16:00:00	190	3.0	17	37.8
17:00:00	220	2.4	11	37.5
18:00:00	177	3.0	21	37.5
19:00:00	120	4.5	13	38.3
20:00:00	84	5.9	12	37.9
21:00:00	61	6.1	3	37.5
22:00:00	36	10.5	3	40.8
23:00:00	28	14.0	3	37.5
00:00:00	6	19.2	0	0.0
01:00:00	10	14.0	1	42.5
02:00:00	2	17.5	0	0.0
03:00:00	3	29.2	1	42.5
04:00:00	2	27.5	1	37.5
05:00:00	7	28.9	2	42.5
06:00:00	27	12.9	3	39.2
07:00:00	85	5.7	9	38.1
08:00:00	171	2.9	2	37.5
09:00:00	109	4.6	10	38.0

Summary of Violators

2024 June Westfield Road Bolebec

from Mon-Apr-29-2024-11-00-AM to Thu-Jun-13-2024-09-59-AM

10:00:00	87	5.9	4	38.8
11:00:00	82	7.4	8	38.8
12:00:00	112	4.3	7	37.5
13:00:00	146	4.3	11	38.4
14:00:00	104	5.6	12	37.9
15:00:00	139	4.0	7	38.2
16:00:00	179	3.2	12	37.9
17:00:00	216	2.5	4	37.5
18:00:00	177	3.2	19	37.8
19:00:00	126	4.3	15	38.5
20:00:00	86	6.0	13	37.5
21:00:00	42	8.6	4	37.5
22:00:00	29	14.7	5	38.5
23:00:00	25	16.1	4	38.8
00:00:00	12	20.4	4	37.5
01:00:00	16	13.0	2	37.5
02:00:00	1	17.5	0	0.0
03:00:00	2	30.0	1	37.5
04:00:00	4	22.5	0	0.0
05:00:00	6	22.1	1	37.5
06:00:00	19	17.2	2	37.5
07:00:00	84	5.5	5	37.5
08:00:00	156	2.9	6	37.5
09:00:00	128	4.5	8	38.8
10:00:00	86	5.3	6	38.3
11:00:00	86	5.8	6	37.5
12:00:00	99	5.2	6	37.5
13:00:00	111	4.8	7	38.9
14:00:00	101	4.6	5	37.5
15:00:00	139	3.5	4	37.5
16:00:00	202	2.8	11	38.4
17:00:00	201	2.7	21	37.5
18:00:00	207	2.5	10	37.5
19:00:00	119	4.5	14	37.9
20:00:00	74	6.1	6	38.3
21:00:00	58	8.3	12	39.2
22:00:00	49	7.4	2	37.5
23:00:00	27	12.3	5	37.5
00:00:00	10	21.8	1	37.5
01:00:00	12	14.8	2	37.5
02:00:00	1	37.5	1	37.5
03:00:00	2	35.0	1	47.5
04:00:00	0	N/A	N/A	N/A
05:00:00	7	27.9	2	40.0
06:00:00	29	15.1	4	40.0
07:00:00	91	4.6	8	37.5
08:00:00	185	2.7	6	37.5
09:00:00	98	4.3	5	37.5
10:00:00	100	5.8	10	38.0

Summary of Violators

2024 June Westfield Road Bolebec

from Mon-Apr-29-2024-11-00-AM to Thu-Jun-13-2024-09-59-AM

11:00:00	108	5.0	10	38.0
12:00:00	111	5.5	12	38.3
13:00:00	120	4.5	10	38.0
14:00:00	116	4.2	7	38.9
15:00:00	133	3.9	4	38.8
16:00:00	177	3.6	18	38.1
17:00:00	234	2.4	11	38.0
18:00:00	199	3.0	21	38.0
19:00:00	142	3.6	14	37.5
20:00:00	97	5.7	9	38.1
21:00:00	65	8.3	8	39.4
22:00:00	46	10.2	5	39.5
23:00:00	32	11.4	6	37.5
00:00:00	18	18.9	7	38.2
01:00:00	10	17.0	2	40.0
02:00:00	5	19.5	2	37.5
03:00:00	4	17.5	1	47.5
04:00:00	4	31.3	1	37.5
05:00:00	9	23.1	1	42.5
06:00:00	28	15.2	7	38.9
07:00:00	85	6.4	11	38.0
08:00:00	135	4.2	15	37.8
09:00:00	112	5.0	6	38.3
10:00:00	89	7.1	12	38.3
11:00:00	110	5.0	8	38.1
12:00:00	132	4.0	12	37.5
13:00:00	130	4.8	9	38.6
14:00:00	141	4.0	11	38.0
15:00:00	157	3.3	9	37.5
16:00:00	168	3.2	13	38.3
17:00:00	206	2.9	16	38.1
18:00:00	156	3.8	14	38.2
19:00:00	116	4.4	15	38.2
20:00:00	90	6.7	12	39.6
21:00:00	45	8.8	6	37.5
22:00:00	38	10.5	7	38.2
23:00:00	30	14.3	5	37.5
00:00:00	42	13.0	12	39.2
01:00:00	14	23.9	5	40.5
02:00:00	7	22.1	0	0.0
03:00:00	5	30.5	1	37.5
04:00:00	3	34.2	1	37.5
05:00:00	1	27.5	0	0.0
06:00:00	8	26.6	3	37.5
07:00:00	19	16.3	2	40.0
08:00:00	43	10.6	11	37.5
09:00:00	81	7.6	12	38.3
10:00:00	118	4.7	9	38.1
11:00:00	157	4.1	15	38.2

Summary of Violators

2024 June Westfield Road Bolebec

from Mon-Apr-29-2024-11-00-AM to Thu-Jun-13-2024-09-59-AM

12:00:00	127	5.1	16	38.1
13:00:00	143	3.7	15	37.5
14:00:00	115	5.1	12	38.8
15:00:00	117	4.4	13	37.5
16:00:00	100	5.2	12	38.3
17:00:00	107	5.8	23	38.4
18:00:00	92	5.5	9	38.1
19:00:00	94	6.8	11	38.9
20:00:00	49	9.8	5	39.5
21:00:00	37	11.8	7	40.4
22:00:00	49	9.2	3	40.8
23:00:00	31	17.0	9	40.3
00:00:00	25	14.8	4	40.0
01:00:00	13	26.2	4	41.3
02:00:00	6	25.4	1	37.5
03:00:00	1	27.5	0	0.0
04:00:00	0	N/A	N/A	N/A
05:00:00	3	20.0	0	0.0
06:00:00	7	23.9	2	40.0
07:00:00	15	16.5	2	37.5
08:00:00	21	15.6	2	40.0
09:00:00	48	12.7	12	39.6
10:00:00	69	7.1	4	37.5
11:00:00	90	5.8	9	38.1
12:00:00	115	5.4	20	38.5
13:00:00	114	4.9	8	38.8
14:00:00	123	5.0	11	39.3
15:00:00	109	6.0	18	38.9
16:00:00	121	5.2	8	40.0
17:00:00	67	7.5	13	38.7
18:00:00	76	8.6	14	39.6
19:00:00	70	7.4	12	37.9
20:00:00	48	10.3	12	37.9
21:00:00	44	11.4	6	38.3
22:00:00	20	19.5	5	39.5
23:00:00	25	14.3	5	38.5
00:00:00	13	20.0	3	40.8
01:00:00	7	35.4	4	38.8
02:00:00	2	32.5	0	0.0
03:00:00	0	N/A	N/A	N/A
04:00:00	0	N/A	N/A	N/A
05:00:00	2	40.0	1	47.5
06:00:00	1	27.5	0	0.0
07:00:00	8	28.8	2	40.0
08:00:00	23	17.6	3	40.8
09:00:00	58	8.2	9	37.5
10:00:00	75	7.8	7	38.2
11:00:00	95	5.7	8	38.1
12:00:00	120	4.9	7	38.9

Summary of Violators

2024 June Westfield Road Bolebec

from Mon-Apr-29-2024-11-00-AM to Thu-Jun-13-2024-09-59-AM

13:00:00	113	4.6	10	39.0
14:00:00	104	5.5	13	37.9
15:00:00	106	4.6	9	37.5
16:00:00	101	5.3	10	38.5
17:00:00	91	5.7	12	38.3
18:00:00	80	7.3	23	39.2
19:00:00	63	8.9	14	38.2
20:00:00	43	11.3	10	39.0
21:00:00	42	11.3	7	38.9
22:00:00	36	12.8	9	38.1
23:00:00	24	18.8	6	39.2
00:00:00	4	31.3	1	37.5
01:00:00	12	18.5	2	40.0
02:00:00	3	25.8	1	37.5
03:00:00	1	37.5	1	37.5
04:00:00	0	N/A	N/A	N/A
05:00:00	7	21.1	0	0.0
06:00:00	23	17.5	5	39.5
07:00:00	75	5.9	8	38.1
08:00:00	149	3.4	10	38.0
09:00:00	106	4.7	7	37.5
10:00:00	113	5.3	8	38.8
11:00:00	182	2.8	12	37.5
12:00:00	169	3.4	16	37.8
13:00:00	211	2.7	10	37.5
14:00:00	209	2.7	11	37.5
15:00:00	190	3.3	12	38.8
16:00:00	160	4.1	18	38.3
17:00:00	194	3.1	8	38.8
18:00:00	173	3.0	10	38.0
19:00:00	115	4.6	13	39.4
20:00:00	59	10.3	11	39.3
21:00:00	49	9.0	6	37.5
22:00:00	37	9.9	3	39.2
23:00:00	34	11.4	3	39.2
00:00:00	5	24.0	1	37.5
01:00:00	13	19.6	2	37.5
02:00:00	3	21.7	1	37.5
03:00:00	1	17.5	0	0.0
04:00:00	3	25.8	1	42.5
05:00:00	8	17.2	0	0.0
06:00:00	18	21.1	4	40.0
07:00:00	68	9.1	10	39.0
08:00:00	151	4.0	13	38.3
09:00:00	135	4.5	19	38.3
10:00:00	160	3.8	9	38.1
11:00:00	212	2.5	17	37.5
12:00:00	192	2.9	16	37.5
13:00:00	201	2.9	15	37.8

Summary of Violators

2024 June Westfield Road Bolebec

from Mon-Apr-29-2024-11-00-AM to Thu-Jun-13-2024-09-59-AM

14:00:00	209	2.9	12	37.9
15:00:00	221	2.5	14	37.5
16:00:00	235	2.7	12	38.3
17:00:00	242	2.6	24	37.9
18:00:00	249	2.7	9	40.3
19:00:00	157	3.6	17	37.8
20:00:00	119	5.0	14	37.9
21:00:00	91	6.4	11	38.4
22:00:00	58	9.6	8	39.4
23:00:00	42	10.0	5	37.5
00:00:00	16	23.0	6	39.2
01:00:00	17	14.7	3	37.5
02:00:00	8	27.2	2	37.5
03:00:00	1	17.5	0	0.0
04:00:00	3	29.2	0	0.0
05:00:00	14	20.0	4	38.8
06:00:00	36	14.8	12	39.2
07:00:00	112	4.8	12	37.5
08:00:00	183	3.0	15	37.8
09:00:00	146	4.2	17	38.4
10:00:00	144	4.1	9	38.1
11:00:00	191	2.8	10	38.0
12:00:00	174	3.1	15	37.5
13:00:00	213	2.7	11	38.4
14:00:00	198	3.2	11	38.4
15:00:00	256	2.2	10	37.5
16:00:00	228	2.4	21	37.5
17:00:00	217	2.5	10	37.5
18:00:00	174	3.3	8	38.1
19:00:00	126	4.8	10	38.5
20:00:00	79	7.1	15	38.5
21:00:00	41	13.4	10	39.0
22:00:00	54	8.3	6	40.0
23:00:00	33	14.8	9	40.3
00:00:00	17	17.6	2	37.5
01:00:00	16	14.7	4	37.5
02:00:00	4	25.6	1	42.5
03:00:00	4	31.3	0	0.0
04:00:00	5	23.5	1	42.5
05:00:00	8	17.2	0	0.0
06:00:00	23	20.5	6	40.0
07:00:00	62	8.3	7	37.5
08:00:00	132	4.2	7	38.9
09:00:00	155	3.6	17	37.5
10:00:00	162	3.4	12	37.9
11:00:00	209	2.6	8	37.5
12:00:00	219	2.5	7	38.2
13:00:00	224	2.5	13	37.5
14:00:00	195	3.0	13	37.9

Summary of Violators

2024 June Westfield Road Bolebec

from Mon-Apr-29-2024-11-00-AM to Thu-Jun-13-2024-09-59-AM

15:00:00	246	2.5	16	37.8
16:00:00	221	2.7	14	38.9
17:00:00	182	2.9	10	38.0
18:00:00	138	3.6	19	37.5
19:00:00	115	5.2	9	41.4
20:00:00	84	8.0	16	40.0
21:00:00	52	7.0	3	39.2
22:00:00	28	15.4	5	39.5
23:00:00	34	13.6	5	39.5
00:00:00	31	16.2	7	39.6
01:00:00	22	15.8	8	38.1
02:00:00	7	20.4	0	0.0
03:00:00	4	36.3	2	40.0
04:00:00	4	30.0	1	37.5
05:00:00	4	26.3	1	37.5
06:00:00	4	30.0	0	0.0
07:00:00	12	17.7	2	37.5
08:00:00	36	11.0	5	37.5
09:00:00	81	7.5	9	38.1
10:00:00	109	5.2	10	37.5
11:00:00	117	5.2	9	38.1
12:00:00	117	5.5	13	39.0
13:00:00	129	4.5	15	38.2
14:00:00	112	5.3	12	37.9
15:00:00	107	5.0	13	38.3
16:00:00	136	4.3	17	38.1
17:00:00	123	4.7	12	37.9
18:00:00	99	5.1	17	37.8
19:00:00	86	6.1	12	40.0
20:00:00	69	8.6	13	39.8
21:00:00	48	9.8	13	38.7
22:00:00	44	7.8	1	37.5
23:00:00	35	13.1	7	38.9
00:00:00	20	21.8	5	39.5
01:00:00	12	19.4	4	38.8
02:00:00	6	28.8	2	37.5
03:00:00	2	35.0	1	37.5
04:00:00	2	30.0	0	0.0
05:00:00	3	30.8	1	42.5
06:00:00	4	33.8	2	37.5
07:00:00	14	25.5	5	38.5
08:00:00	17	18.1	1	47.5
09:00:00	47	8.1	4	37.5
10:00:00	80	7.0	10	39.0
11:00:00	118	4.7	8	37.5
12:00:00	127	5.0	15	38.8
13:00:00	122	4.7	18	37.8
14:00:00	112	5.1	11	38.4
15:00:00	108	5.4	12	39.2

Summary of Violators

2024 June Westfield Road Bolebec

from Mon-Apr-29-2024-11-00-AM to Thu-Jun-13-2024-09-59-AM

16:00:00	126	5.8	24	39.0
17:00:00	85	6.1	11	38.0
18:00:00	91	7.0	15	38.5
19:00:00	64	7.2	9	38.6
20:00:00	52	9.2	5	37.5
21:00:00	42	13.0	9	39.7
22:00:00	21	16.1	2	37.5
23:00:00	18	18.6	5	39.5
00:00:00	7	30.4	2	40.0
01:00:00	6	13.8	0	0.0
02:00:00	2	20.0	0	0.0
03:00:00	5	32.5	2	37.5
04:00:00	0	N/A	N/A	N/A
05:00:00	9	26.1	2	45.0
06:00:00	17	21.0	5	38.5
07:00:00	105	4.9	12	37.9
08:00:00	172	4.0	13	38.7
09:00:00	118	5.1	10	38.5
10:00:00	95	5.9	8	38.1
11:00:00	114	4.2	4	38.8
12:00:00	137	3.6	3	37.5
13:00:00	161	3.5	13	37.5
14:00:00	142	4.3	10	38.5
15:00:00	165	3.0	8	37.5
16:00:00	189	3.1	13	37.9
17:00:00	208	3.0	14	38.6
18:00:00	186	3.4	21	38.2
19:00:00	131	4.0	8	38.1
20:00:00	73	6.5	4	38.8
21:00:00	56	8.9	7	39.6
22:00:00	45	9.7	8	37.5
23:00:00	19	15.8	3	37.5
00:00:00	10	25.0	3	40.8
01:00:00	9	13.1	3	39.2
02:00:00	1	12.5	0	0.0
03:00:00	2	20.0	0	0.0
04:00:00	2	35.0	1	42.5
05:00:00	5	27.5	1	42.5
06:00:00	28	15.8	4	42.5
07:00:00	87	5.0	8	38.1
08:00:00	200	2.8	14	37.5
09:00:00	109	5.1	8	38.1
10:00:00	99	5.1	8	38.8
11:00:00	117	4.6	6	38.3
12:00:00	127	3.9	6	37.5
13:00:00	162	3.5	10	38.0
14:00:00	131	5.1	19	38.8
15:00:00	174	3.2	17	37.8
16:00:00	202	2.9	11	38.0

Summary of Violators

2024 June Westfield Road Bolebec

from Mon-Apr-29-2024-11-00-AM to Thu-Jun-13-2024-09-59-AM

17:00:00	209	3.2	13	39.0
18:00:00	202	2.9	13	37.9
19:00:00	119	5.3	17	38.7
20:00:00	81	7.1	8	38.8
21:00:00	34	14.9	9	38.6
22:00:00	46	9.7	4	38.8
23:00:00	24	18.5	6	39.2
00:00:00	8	28.4	2	40.0
01:00:00	12	16.5	2	40.0
02:00:00	1	12.5	0	0.0
03:00:00	3	24.2	0	0.0
04:00:00	4	24.4	1	47.5
05:00:00	4	28.8	0	0.0
06:00:00	27	15.6	3	39.2
07:00:00	89	5.6	7	38.2
08:00:00	198	3.0	11	38.4
09:00:00	126	4.5	15	37.8
10:00:00	118	5.1	9	39.2
11:00:00	112	5.0	15	37.8
12:00:00	165	3.9	14	38.2
13:00:00	161	3.5	8	38.1
14:00:00	148	3.7	10	37.5
15:00:00	198	3.1	12	37.9
16:00:00	181	2.9	9	37.5
17:00:00	241	2.5	16	38.4
18:00:00	184	3.1	9	38.6
19:00:00	142	4.2	17	38.1
20:00:00	96	5.2	6	37.5
21:00:00	83	7.7	15	38.5
22:00:00	48	8.0	3	37.5
23:00:00	27	16.1	5	38.5
00:00:00	10	21.3	1	37.5
01:00:00	13	9.8	0	0.0
02:00:00	1	12.5	0	0.0
03:00:00	4	26.3	1	47.5
04:00:00	4	23.1	2	37.5
05:00:00	8	23.4	1	42.5
06:00:00	25	18.4	6	39.2
07:00:00	78	6.1	5	37.5
08:00:00	202	2.9	16	37.8
09:00:00	119	4.6	13	37.9
10:00:00	91	6.2	5	38.5
11:00:00	114	4.5	5	39.5
12:00:00	114	4.5	9	37.5
13:00:00	105	5.7	10	39.0
14:00:00	112	5.1	11	38.4
15:00:00	184	3.4	9	38.1
16:00:00	179	3.8	11	39.3
17:00:00	215	2.6	9	38.1

Summary of Violators

2024 June Westfield Road Bolebec

from Mon-Apr-29-2024-11-00-AM to Thu-Jun-13-2024-09-59-AM

18:00:00	206	2.7	10	38.0
19:00:00	132	4.2	7	38.2
20:00:00	105	6.7	18	39.7
21:00:00	60	7.9	6	40.0
22:00:00	58	7.9	4	37.5
23:00:00	28	17.2	6	39.2
00:00:00	18	18.6	4	41.3
01:00:00	9	20.3	1	37.5
02:00:00	3	25.8	0	0.0
03:00:00	1	12.5	0	0.0
04:00:00	1	37.5	1	37.5
05:00:00	9	25.6	2	37.5
06:00:00	29	13.1	5	38.5
07:00:00	56	8.6	9	37.5
08:00:00	140	4.6	20	38.3
09:00:00	94	5.8	7	38.2
10:00:00	95	5.8	9	38.1
11:00:00	108	4.7	6	37.5
12:00:00	109	4.8	8	38.1
13:00:00	135	3.5	7	37.5
14:00:00	138	3.8	12	37.5
15:00:00	195	2.9	7	38.2
16:00:00	220	3.0	19	38.6
17:00:00	211	2.9	14	37.9
18:00:00	210	2.7	13	37.5
19:00:00	118	4.7	12	38.8
20:00:00	63	9.0	10	39.5
21:00:00	52	9.4	9	41.4
22:00:00	51	9.2	4	41.3
23:00:00	50	9.1	5	39.5
00:00:00	32	15.9	10	39.0
01:00:00	10	22.8	2	42.5
02:00:00	5	32.5	2	42.5
03:00:00	3	29.2	0	0.0
04:00:00	2	27.5	0	0.0
05:00:00	6	29.2	1	47.5
06:00:00	12	16.9	1	37.5
07:00:00	21	14.3	4	37.5
08:00:00	46	10.7	5	39.5
09:00:00	82	5.9	6	37.5
10:00:00	118	4.6	6	37.5
11:00:00	127	4.7	11	38.0
12:00:00	104	4.2	6	37.5
13:00:00	124	4.4	6	40.8
14:00:00	117	4.4	10	38.0
15:00:00	114	4.2	7	38.2
16:00:00	120	6.1	18	39.7
17:00:00	123	4.8	17	37.8
18:00:00	98	6.1	14	38.2

Summary of Violators

2024 June Westfield Road Bolebec

from Mon-Apr-29-2024-11-00-AM to Thu-Jun-13-2024-09-59-AM

19:00:00	86	6.8	11	39.8
20:00:00	68	7.9	8	38.8
21:00:00	47	11.1	6	39.2
22:00:00	43	10.5	6	38.3
23:00:00	30	12.6	6	39.2
00:00:00	30	15.8	7	40.4
01:00:00	10	23.3	4	38.8
02:00:00	2	32.5	0	0.0
03:00:00	3	29.2	0	0.0
04:00:00	0	N/A	N/A	N/A
05:00:00	2	37.5	1	42.5
06:00:00	5	26.0	1	37.5
07:00:00	13	24.0	3	44.2
08:00:00	13	16.7	1	37.5
09:00:00	52	10.9	9	39.2
10:00:00	105	4.5	2	37.5
11:00:00	121	4.5	13	37.9
12:00:00	132	4.6	10	38.0
13:00:00	120	5.5	13	38.7
14:00:00	107	5.0	8	38.1
15:00:00	143	3.5	5	37.5
16:00:00	117	4.9	9	38.1
17:00:00	93	6.5	9	38.6
18:00:00	87	7.2	12	39.2
19:00:00	75	6.7	12	37.9
20:00:00	39	9.8	5	38.5
21:00:00	41	11.9	9	39.2
22:00:00	31	15.6	6	41.7
23:00:00	20	17.4	3	39.2
00:00:00	11	25.7	2	37.5
01:00:00	6	5.0	0	0.0
02:00:00	0	N/A	N/A	N/A
03:00:00	3	27.5	1	37.5
04:00:00	2	35.0	1	37.5
05:00:00	6	16.7	2	37.5
06:00:00	22	16.4	5	37.5
07:00:00	92	4.9	3	37.5
08:00:00	170	3.2	11	37.5
09:00:00	102	4.7	8	37.5
10:00:00	88	5.5	5	37.5
11:00:00	81	6.4	6	38.3
12:00:00	116	3.6	4	37.5
13:00:00	117	5.2	11	38.4
14:00:00	111	4.5	7	37.5
15:00:00	162	3.4	14	37.5
16:00:00	166	3.4	10	38.0
17:00:00	202	2.9	8	38.1
18:00:00	164	3.1	7	38.2
19:00:00	98	4.9	14	37.5

Summary of Violators

2024 June Westfield Road Bolebec

from Mon-Apr-29-2024-11-00-AM to Thu-Jun-13-2024-09-59-AM

20:00:00	61	6.9	7	38.9
21:00:00	49	13.0	13	39.8
22:00:00	40	10.4	5	40.5
23:00:00	20	15.0	4	38.8
00:00:00	6	28.3	1	37.5
01:00:00	7	11.4	0	0.0
02:00:00	2	25.0	1	37.5
03:00:00	2	27.5	0	0.0
04:00:00	2	30.0	0	0.0
05:00:00	5	21.0	0	0.0
06:00:00	24	16.1	5	38.5
07:00:00	82	5.9	7	38.9
08:00:00	181	2.6	6	37.5
09:00:00	105	5.0	9	37.5
10:00:00	77	6.5	6	37.5
11:00:00	79	6.5	6	38.3
12:00:00	94	5.5	4	40.0
13:00:00	124	4.6	10	38.0
14:00:00	97	4.8	2	37.5
15:00:00	166	3.8	9	38.1
16:00:00	182	3.8	13	38.7
17:00:00	192	3.3	16	38.1
18:00:00	218	2.9	12	38.8
19:00:00	134	4.8	11	39.3
20:00:00	79	6.6	7	38.2
21:00:00	58	8.7	6	38.3
22:00:00	49	9.3	8	38.1
23:00:00	23	16.0	3	37.5
00:00:00	8	25.6	2	40.0
01:00:00	8	13.1	1	42.5
02:00:00	5	23.0	1	47.5
03:00:00	6	31.7	2	40.0
04:00:00	3	29.2	1	42.5
05:00:00	9	21.1	1	42.5
06:00:00	30	12.6	2	37.5
07:00:00	57	8.0	8	37.5
08:00:00	180	3.7	9	38.6
09:00:00	97	5.5	5	39.5
10:00:00	92	4.8	3	39.2
11:00:00	89	6.3	5	38.5
12:00:00	98	6.2	7	38.9
13:00:00	115	4.7	9	37.5
14:00:00	138	4.1	11	37.5
15:00:00	176	3.9	12	40.4
16:00:00	206	3.2	10	39.0
17:00:00	214	2.8	15	37.8
18:00:00	215	2.5	8	38.1
19:00:00	139	4.0	16	38.8
20:00:00	90	6.0	13	38.3

Summary of Violators

2024 June Westfield Road Bolebec

from Mon-Apr-29-2024-11-00-AM to Thu-Jun-13-2024-09-59-AM

21:00:00	64	8.0	5	39.5
22:00:00	53	9.9	5	39.5
23:00:00	23	13.3	3	39.2

Incoming Histogram

2024 June Westfield Road Bolebec

from Mon-Apr-29-2024-11-00-AM to Thu-Jun-13-2024-09-59-AM

Date	Starting Hr:min	<15	15 to <20	20 to <25	25 to <30	30 to <35	35 to <40	40 to <45	45 to <50	50 to <55	55 to <60	60 to <65	65 to <70	70 to <75	75 to <80	80 to <85	85 to <90	90 to <95	95 to <100	100 to >105	Total Counts	Avg Speed (MPH)	85pet Speed	10MPH Pace	% in pace	# of Speeders	% Speeders	
29/04/2024	00:00	*	*	*	*	*	*	*	*	*	*	*	*	*	*	*	*	*	*	*	*	*	*	*	*	*	*	
29/04/2024	01:00	*	*	*	*	*	*	*	*	*	*	*	*	*	*	*	*	*	*	*	*	*	*	*	*	*	*	
29/04/2024	02:00	*	*	*	*	*	*	*	*	*	*	*	*	*	*	*	*	*	*	*	*	*	*	*	*	*	*	
29/04/2024	03:00	*	*	*	*	*	*	*	*	*	*	*	*	*	*	*	*	*	*	*	*	*	*	*	*	*	*	
29/04/2024	04:00	*	*	*	*	*	*	*	*	*	*	*	*	*	*	*	*	*	*	*	*	*	*	*	*	*	*	
29/04/2024	05:00	*	*	*	*	*	*	*	*	*	*	*	*	*	*	*	*	*	*	*	*	*	*	*	*	*	*	
29/04/2024	06:00	*	*	*	*	*	*	*	*	*	*	*	*	*	*	*	*	*	*	*	*	*	*	*	*	*	*	
29/04/2024	07:00	*	*	*	*	*	*	*	*	*	*	*	*	*	*	*	*	*	*	*	*	*	*	*	*	*	*	
29/04/2024	08:00	*	*	*	*	*	*	*	*	*	*	*	*	*	*	*	*	*	*	*	*	*	*	*	*	*	*	
29/04/2024	09:00	*	*	*	*	*	*	*	*	*	*	*	*	*	*	*	*	*	*	*	*	*	*	*	*	*	*	
29/04/2024	10:00	*	*	*	*	*	*	*	*	*	*	*	*	*	*	*	*	*	*	*	*	*	*	*	*	*	*	
29/04/2024	11:00	0	0	0	0	0	0	0	0	0	0	0	0	0	0	0	0	0	0	0	0	0	0	0	*	*	*	
29/04/2024	12:00	0	2	10	31	29	4	0	0	0	0	0	0	0	0	0	0	0	0	0	0	76	28.9	33.8	25 to 35	78.9	4	5.3
29/04/2024	13:00	1	10	14	53	40	11	0	0	0	0	0	0	0	0	0	0	0	0	0	0	129	28.4	34	25 to 35	72.1	11	8.5
29/04/2024	14:00	1	4	17	55	30	6	1	0	0	0	0	0	0	0	0	0	0	0	0	0	114	28.2	33.3	25 to 35	74.6	7	6.1
29/04/2024	15:00	5	14	26	78	43	12	3	0	0	0	0	0	0	0	0	0	0	0	0	0	181	27.7	33.6	25 to 35	66.9	15	8.3
29/04/2024	16:00	2	7	26	95	58	16	0	0	0	0	0	0	0	0	0	0	0	0	0	0	204	28.5	33.7	25 to 35	75.0	16	7.8
29/04/2024	17:00	1	9	36	109	58	14	4	0	0	0	0	0	0	0	0	0	0	0	0	0	231	28.4	33.5	25 to 35	72.3	18	7.8
29/04/2024	18:00	0	5	17	71	56	10	2	0	0	0	0	0	0	0	0	0	0	0	0	0	161	29.2	33.9	25 to 35	78.9	12	7.5
29/04/2024	19:00	0	2	9	41	39	14	3	0	0	0	0	0	0	0	0	0	0	0	0	0	108	30.4	35.4	25 to 35	74.1	17	15.7
29/04/2024	20:00	0	1	4	20	21	11	0	2	0	0	0	0	0	0	0	0	0	0	0	0	59	31.2	36.8	25 to 35	69.5	13	22.0
29/04/2024	21:00	0	0	1	24	15	3	1	0	0	0	0	0	0	0	0	0	0	0	0	0	44	30	34	25 to 35	88.6	4	9.1
29/04/2024	22:00	0	0	4	20	5	4	1	0	0	0	0	0	0	0	0	0	0	0	0	0	34	29.2	35	25 to 35	73.5	5	14.7
29/04/2024	23:00	0	0	3	6	5	2	0	0	0	0	0	0	0	0	0	0	0	0	0	0	16	29.2	35	25 to 35	68.8	2	12.5
24 Hr Summary		10	54	167	603	399	107	15	2	0	0	0	0	0	0	0	0	0	0	0	1357	28.8	34	25 to 35	73.8	124	9.1	

Incoming Histogram

2024 June Westfield Road Bolebec

from Mon-Apr-29-2024-11-00-AM to Thu-Jun-13-2024-09-59-AM

Date	Starting Hr:min	<15	15 to <20	20 to <25	25 to <30	30 to <35	35 to <40	40 to <45	45 to <50	50 to <55	55 to <60	60 to <65	65 to <70	70 to <75	75 to <80	80 to <85	85 to <90	90 to <95	95 to <100	100 to >105	Total Counts	Avg Speed (MPH)	85pct Speed	10MPH Pace	% in pace	# of Speeders	% Speeders
30/04/2024	00:00	0	0	1	2	3	0	0	0	0	0	0	0	0	0	0	0	0	0	0	6	28.8	33.3	25 to 35	83.3	*	*
30/04/2024	01:00	2	1	0	0	0	1	1	0	0	0	0	0	0	0	0	0	0	0	0	5	24	40	10 to 20	60.0	2	40.0
30/04/2024	02:00	1	0	0	0	0	2	1	0	0	0	0	0	0	0	0	0	0	0	0	4	32	40	35 to 45	75.0	3	75.0
30/04/2024	03:00	0	0	0	1	0	0	0	0	0	0	0	0	0	0	0	0	0	0	0	1	27	30	20 to 30	100.0	*	*
30/04/2024	04:00	0	0	0	0	0	0	0	0	0	0	0	0	0	0	0	0	0	0	0	0	0	0	*	*	*	*
30/04/2024	05:00	1	0	0	3	3	5	1	0	0	0	0	0	0	0	0	0	0	0	0	13	32.3	39	30 to 40	61.5	6	46.2
30/04/2024	06:00	0	1	2	6	11	3	2	0	0	0	0	0	0	0	0	0	0	0	0	25	31	36.7	25 to 35	68.0	5	20.0
30/04/2024	07:00	1	1	11	56	37	7	1	0	0	0	0	0	0	0	0	0	0	0	0	114	29.1	33.8	25 to 35	81.6	8	7.0
30/04/2024	08:00	0	3	17	83	46	11	1	0	0	0	0	0	0	0	0	0	0	0	0	161	29	33.7	25 to 35	80.1	12	7.5
30/04/2024	09:00	0	3	7	29	35	11	2	0	0	0	0	0	0	0	0	0	0	0	0	87	30.3	35	25 to 35	73.6	13	14.9
30/04/2024	10:00	0	2	2	39	26	13	2	0	0	0	0	0	0	0	0	0	0	0	0	84	30.5	35.8	25 to 35	77.4	15	17.9
30/04/2024	11:00	0	5	14	42	21	8	0	0	0	0	0	0	0	0	0	0	0	0	0	90	28.1	33.6	25 to 35	70.0	8	8.9
30/04/2024	12:00	2	8	14	63	22	5	2	0	0	0	0	0	0	0	0	0	0	0	0	116	27.5	32.7	25 to 35	73.3	7	6.0
30/04/2024	13:00	2	7	20	69	39	10	0	0	0	0	0	0	0	0	0	0	0	0	0	147	28.1	33.5	25 to 35	73.5	10	6.8
30/04/2024	14:00	2	2	9	49	31	15	3	0	0	0	0	0	0	0	0	0	0	0	0	111	29.7	35.3	25 to 35	72.1	18	16.2
30/04/2024	15:00	5	16	16	80	43	9	0	0	0	0	0	0	0	0	0	0	0	0	0	169	27.4	33.1	25 to 35	72.8	9	5.3
30/04/2024	16:00	0	3	22	91	69	13	0	0	0	0	0	0	0	0	0	0	0	0	0	198	29.2	33.8	25 to 35	80.8	13	6.6
30/04/2024	17:00	1	12	32	123	62	18	2	0	0	0	0	0	0	0	0	0	0	0	0	250	28.4	33.5	25 to 35	74.0	20	8.0
30/04/2024	18:00	0	7	27	73	59	18	0	0	0	0	0	0	0	0	0	0	0	0	0	184	28.9	34.2	25 to 35	71.7	18	9.8
30/04/2024	19:00	0	2	15	54	40	12	1	0	0	0	0	0	0	0	0	0	0	0	0	124	29.4	34.2	25 to 35	75.8	13	10.5
30/04/2024	20:00	1	2	9	35	24	6	1	0	0	0	0	0	0	0	0	0	0	0	0	78	28.9	34	25 to 35	75.6	7	9.0
30/04/2024	21:00	1	2	6	22	15	9	2	0	0	0	0	0	0	0	0	0	0	0	0	57	29.6	36.1	25 to 35	64.9	11	19.3
30/04/2024	22:00	0	0	5	23	5	2	3	1	0	0	0	0	0	0	0	0	0	0	0	39	29.6	35	20 to 30	71.8	6	15.4
30/04/2024	23:00	0	0	1	6	5	4	3	0	0	0	0	0	0	0	0	0	0	0	0	19	32.7	40	25 to 35	57.9	7	36.8
24 Hr Summary		19	77	230	949	596	182	28	1	0	0	0	0	0	0	0	0	0	0	0	2082	28.9	34.2	25 to 35	74.2	211	10.1

Incoming Histogram

2024 June Westfield Road Bolebec

from Mon-Apr-29-2024-11-00-AM to Thu-Jun-13-2024-09-59-AM

Date	Starting Hr:min	<15	15 to <20	20 to <25	25 to <30	30 to <35	35 to <40	40 to <45	45 to <50	50 to <55	55 to <60	60 to <65	65 to <70	70 to <75	75 to <80	80 to <85	85 to <90	90 to <95	95 to <100	100 to >105	Total Counts	Avg Speed (MPH)	85pet Speed	10MPH Pace	% in pace	# of Speeders	% Speeders	
01/05/2024	00:00	0	0	2	3	1	0	0	0	0	0	0	0	0	0	0	0	0	0	0	0	6	26.5	30	20 to 30	83.3	*	*
01/05/2024	01:00	2	3	0	0	3	0	3	0	0	0	0	0	0	0	0	0	0	0	0	0	11	27.2	41.7	10 to 20	45.5	3	27.3
01/05/2024	02:00	0	1	0	0	1	0	0	0	0	0	0	0	0	0	0	0	0	0	0	0	2	24.5	35	10 to 20	50.0	*	*
01/05/2024	03:00	0	0	1	0	0	0	0	0	0	0	0	0	0	0	0	0	0	0	0	0	1	22	25	15 to 25	100.0	*	*
01/05/2024	04:00	0	0	0	0	1	0	0	0	0	0	0	0	0	0	0	0	0	0	0	0	1	32	35	25 to 35	100.0	*	*
01/05/2024	05:00	0	0	3	2	6	2	0	0	0	0	0	0	0	0	0	0	0	0	0	0	13	30.1	35	25 to 35	61.5	2	15.4
01/05/2024	06:00	0	0	0	14	6	3	0	0	0	0	0	0	0	0	0	0	0	0	0	0	23	30	35	25 to 35	87.0	3	13.0
01/05/2024	07:00	0	3	10	59	31	10	0	0	0	0	0	0	0	0	0	0	0	0	0	0	113	29	33.9	25 to 35	79.6	10	8.8
01/05/2024	08:00	2	9	24	80	50	12	1	0	0	0	0	0	0	0	0	0	0	0	0	0	178	28.3	33.6	25 to 35	73.0	13	7.3
01/05/2024	09:00	1	5	12	41	23	8	0	0	0	0	0	0	0	0	0	0	0	0	0	0	90	28.2	33.7	25 to 35	71.1	8	8.9
01/05/2024	10:00	3	3	13	39	28	6	0	0	0	0	0	0	0	0	0	0	0	0	0	0	92	28	33.6	25 to 35	72.8	6	6.5
01/05/2024	11:00	0	2	15	56	14	11	4	0	0	0	0	0	0	0	0	0	0	0	0	0	102	28.9	35	20 to 30	69.6	15	14.7
01/05/2024	12:00	4	6	10	51	34	6	0	0	0	0	0	0	0	0	0	0	0	0	0	0	111	28	33.4	25 to 35	76.6	6	5.4
01/05/2024	13:00	2	5	16	67	33	8	1	0	0	0	0	0	0	0	0	0	0	0	0	0	132	28.2	33.3	25 to 35	75.8	9	6.8
01/05/2024	14:00	2	6	24	59	24	8	2	0	0	0	0	0	0	0	0	0	0	0	0	0	125	27.6	33.1	20 to 30	66.4	10	8.0
01/05/2024	15:00	6	15	41	89	42	6	1	1	1	0	0	0	0	0	0	0	0	0	0	0	202	26.9	32.5	25 to 35	64.9	9	4.5
01/05/2024	16:00	0	7	33	106	54	9	2	0	0	0	0	0	0	0	0	0	0	0	0	0	211	28.2	33.1	25 to 35	75.8	11	5.2
01/05/2024	17:00	0	8	20	105	63	11	0	0	0	0	0	0	0	0	0	0	0	0	0	0	207	28.7	33.4	25 to 35	81.2	11	5.3
01/05/2024	18:00	0	10	25	73	76	12	2	0	0	0	0	0	0	0	0	0	0	0	0	0	198	29	33.9	25 to 35	75.3	14	7.1
01/05/2024	19:00	0	5	16	52	38	9	3	0	0	0	0	0	0	0	0	0	0	0	0	0	123	29	34.2	25 to 35	73.2	12	9.8
01/05/2024	20:00	0	2	9	35	21	4	1	0	0	0	0	0	0	0	0	0	0	0	0	0	72	28.8	33.6	25 to 35	77.8	5	6.9
01/05/2024	21:00	0	0	5	24	15	3	1	0	0	0	0	0	0	0	0	0	0	0	0	0	48	29.4	34	25 to 35	81.3	4	8.3
01/05/2024	22:00	0	0	10	22	15	6	1	0	0	0	0	0	0	0	0	0	0	0	0	0	54	29.3	34.7	25 to 35	68.5	7	13.0
01/05/2024	23:00	0	0	1	5	1	5	1	0	0	0	0	0	0	0	0	0	0	0	0	0	13	32.2	39	20 to 30	46.2	6	46.2
24 Hr Summary		22	90	290	982	580	139	23	1	1	0	0	0	0	0	0	0	0	0	0	0	2128	28.4	33.7	25 to 35	73.4	164	7.7

Incoming Histogram

2024 June Westfield Road Bolebec

from Mon-Apr-29-2024-11-00-AM to Thu-Jun-13-2024-09-59-AM

Date	Starting Hr:min	<15	15 to <20	20 to <25	25 to <30	30 to <35	35 to <40	40 to <45	45 to <50	50 to <55	55 to <60	60 to <65	65 to <70	70 to <75	75 to <80	80 to <85	85 to <90	90 to <95	95 to <100	100 to >105	Total Counts	Avg Speed (MPH)	85pct Speed	10MPH Pace	% in pace	# of Speeders	% Speeders	
02/05/2024	00:00	0	0	0	2	2	3	2	1	0	0	0	0	0	0	0	0	0	0	0	0	10	36	42.5	30 to 40	50.0	6	60.0
02/05/2024	01:00	2	1	0	0	0	1	0	1	0	0	0	0	0	0	0	0	0	0	0	0	5	25	40	10 to 20	60.0	2	40.0
02/05/2024	02:00	0	0	1	1	3	1	0	0	0	0	0	0	0	0	0	0	0	0	0	0	6	30.5	35	25 to 35	66.7	1	16.7
02/05/2024	03:00	0	0	0	0	0	0	0	0	0	0	0	0	0	0	0	0	0	0	0	0	0	0	0	*	*	*	*
02/05/2024	04:00	0	0	0	0	0	0	0	0	0	0	0	0	0	0	0	0	0	0	0	0	0	0	0	*	*	*	*
02/05/2024	05:00	0	0	2	2	6	0	0	0	0	0	0	0	0	0	0	0	0	0	0	0	10	29.2	33.3	25 to 35	80.0	*	*
02/05/2024	06:00	0	2	3	15	6	2	0	0	0	0	0	0	0	0	0	0	0	0	0	0	28	27.9	33.3	25 to 35	75.0	2	7.1
02/05/2024	07:00	1	2	12	69	25	5	0	0	0	0	0	0	0	0	0	0	0	0	0	0	114	28.2	32.6	25 to 35	82.5	5	4.4
02/05/2024	08:00	0	2	22	68	41	5	0	0	0	0	0	0	0	0	0	0	0	0	0	0	138	28.4	33	25 to 35	79.0	5	3.6
02/05/2024	09:00	1	4	14	53	29	8	1	0	0	0	0	0	0	0	0	0	0	0	0	0	110	28.5	33.8	25 to 35	74.5	9	8.2
02/05/2024	10:00	0	5	9	42	19	6	0	0	0	0	0	0	0	0	0	0	0	0	0	0	81	28.2	33.4	25 to 35	75.3	6	7.4
02/05/2024	11:00	1	1	12	53	20	8	2	0	0	0	0	0	0	0	0	0	0	0	0	0	97	28.7	33.8	25 to 35	75.3	10	10.3
02/05/2024	12:00	1	2	13	53	19	7	1	0	0	0	0	0	0	0	0	0	0	0	0	0	96	28.3	33.4	25 to 35	75.0	8	8.3
02/05/2024	13:00	0	2	19	60	27	5	3	0	0	0	0	0	0	0	0	0	0	0	0	0	116	28.4	33.3	25 to 35	75.0	8	6.9
02/05/2024	14:00	3	5	15	52	28	8	1	0	0	0	0	0	0	0	0	0	0	0	0	0	112	28	33.6	25 to 35	71.4	9	8.0
02/05/2024	15:00	4	15	15	81	49	11	3	0	0	0	0	0	0	0	0	0	0	0	0	0	178	28.1	33.7	25 to 35	73.0	14	7.9
02/05/2024	16:00	2	6	22	86	61	21	1	0	0	0	0	0	0	0	0	0	0	0	0	0	199	29.1	34.3	25 to 35	73.9	22	11.1
02/05/2024	17:00	1	12	28	106	61	7	0	0	0	0	0	0	0	0	0	0	0	0	0	0	215	27.9	33	25 to 35	77.7	7	3.3
02/05/2024	18:00	1	6	15	94	53	7	0	0	0	0	0	0	0	0	0	0	0	0	0	0	176	28.5	33.2	25 to 35	83.5	7	4.0
02/05/2024	19:00	0	2	13	58	36	3	1	0	0	0	0	0	0	0	0	0	0	0	0	0	113	28.7	33.2	25 to 35	83.2	4	3.5
02/05/2024	20:00	0	0	8	35	19	8	0	0	0	0	0	0	0	0	0	0	0	0	0	0	70	29.4	34.5	25 to 35	77.1	8	11.4
02/05/2024	21:00	0	1	5	29	18	7	2	0	0	0	0	0	0	0	0	0	0	0	0	0	62	29.9	35	25 to 35	75.8	9	14.5
02/05/2024	22:00	1	0	5	11	13	4	3	0	0	0	0	0	0	0	0	0	0	0	0	0	37	30.3	36.2	25 to 35	64.9	7	18.9
02/05/2024	23:00	0	0	1	13	7	3	2	0	0	0	0	0	0	0	0	0	0	0	0	0	26	30.8	36.7	25 to 35	76.9	5	19.2
24 Hr Summary		18	68	234	983	542	130	22	2	0	0	0	0	0	0	0	0	0	0	0	0	1999	28.6	33.7	25 to 35	76.3	154	7.7

Incoming Histogram

2024 June Westfield Road Bolebec

from Mon-Apr-29-2024-11-00-AM to Thu-Jun-13-2024-09-59-AM

Date	Starting Hr:min	<15	15 to <20	20 to <25	25 to <30	30 to <35	35 to <40	40 to <45	45 to <50	50 to <55	55 to <60	60 to <65	65 to <70	70 to <75	75 to <80	80 to <85	85 to <90	90 to <95	95 to <100	100 to >105	Total Counts	Avg Speed (MPH)	85pct Speed	10MPH Pace	% in pace	# of Speeders	% Speeders	
03/05/2024	00:00	1	0	1	4	5	4	1	0	0	0	0	0	0	0	0	0	0	0	0	0	16	31	38.8	25 to 35	56.3	5	31.3
03/05/2024	01:00	4	4	1	1	0	0	0	0	0	0	0	0	0	0	0	0	0	0	0	0	10	16.7	20	10 to 20	80.0	*	*
03/05/2024	02:00	0	0	0	1	0	1	0	0	0	0	0	0	0	0	0	0	0	0	0	0	2	32	40	20 to 30	50.0	1	50.0
03/05/2024	03:00	0	0	0	0	0	0	0	0	0	0	0	0	0	0	0	0	0	0	0	0	0	0	0	*	*	*	*
03/05/2024	04:00	0	1	2	1	0	0	0	0	0	0	0	0	0	0	0	0	0	0	0	0	4	22.3	25	15 to 25	75.0	*	*
03/05/2024	05:00	0	0	1	6	4	0	0	0	0	0	0	0	0	0	0	0	0	0	0	0	11	28.7	32.5	25 to 35	90.9	*	*
03/05/2024	06:00	0	1	1	6	6	3	0	0	0	0	0	0	0	0	0	0	0	0	0	0	17	29.9	35	25 to 35	70.6	3	17.6
03/05/2024	07:00	0	1	16	48	30	6	0	0	0	0	0	0	0	0	0	0	0	0	0	0	101	28.6	33.5	25 to 35	77.2	6	5.9
03/05/2024	08:00	0	2	13	67	38	9	0	0	0	0	0	0	0	0	0	0	0	0	0	0	129	29	33.7	25 to 35	81.4	9	7.0
03/05/2024	09:00	1	2	21	54	35	2	0	0	0	0	0	0	0	0	0	0	0	0	0	0	115	27.9	32.9	25 to 35	77.4	2	1.7
03/05/2024	10:00	0	0	11	42	18	7	1	0	0	0	0	0	0	0	0	0	0	0	0	0	79	29	33.9	25 to 35	75.9	8	10.1
03/05/2024	11:00	0	2	16	58	29	4	1	0	0	0	0	0	0	0	0	0	0	0	0	0	110	28.4	33.1	25 to 35	79.1	5	4.5
03/05/2024	12:00	1	4	15	58	36	8	1	0	0	0	0	0	0	0	0	0	0	0	0	0	123	28.6	33.8	25 to 35	76.4	9	7.3
03/05/2024	13:00	2	1	15	58	41	4	0	0	0	0	0	0	0	0	0	0	0	0	0	0	121	28.5	33.3	25 to 35	81.8	4	3.3
03/05/2024	14:00	0	4	8	58	33	7	0	0	0	0	0	0	0	0	0	0	0	0	0	0	110	28.9	33.6	25 to 35	82.7	7	6.4
03/05/2024	15:00	3	12	25	117	40	6	1	0	0	0	0	0	0	0	0	0	0	0	0	0	204	27.4	32	25 to 35	77.0	7	3.4
03/05/2024	16:00	0	7	23	103	48	7	1	0	0	0	0	0	0	0	0	0	0	0	0	0	189	28.2	32.9	25 to 35	79.9	8	4.2
03/05/2024	17:00	1	3	26	93	39	9	2	0	0	0	0	0	0	0	0	0	0	0	0	0	173	28.3	33.1	25 to 35	76.3	11	6.4
03/05/2024	18:00	0	3	21	62	51	9	0	0	0	0	0	0	0	0	0	0	0	0	0	0	146	28.9	33.7	25 to 35	77.4	9	6.2
03/05/2024	19:00	0	0	9	60	36	9	2	0	0	0	0	0	0	0	0	0	0	0	0	0	116	29.7	34.2	25 to 35	82.8	11	9.5
03/05/2024	20:00	0	1	12	28	18	7	2	0	0	0	0	0	0	0	0	0	0	0	0	0	68	29.2	34.7	25 to 35	67.6	9	13.2
03/05/2024	21:00	0	0	3	16	10	5	0	0	0	0	0	0	0	0	0	0	0	0	0	0	34	29.9	35	25 to 35	76.5	5	14.7
03/05/2024	22:00	0	1	5	16	13	5	0	0	0	0	0	0	0	0	0	0	0	0	0	0	40	29.4	34.6	25 to 35	72.5	5	12.5
03/05/2024	23:00	0	0	1	10	9	5	2	0	0	0	0	0	0	0	0	0	0	0	0	0	27	31.7	38	25 to 35	70.4	7	25.9
24 Hr Summary		13	49	246	967	539	117	14	0	0	0	0	0	0	0	0	0	0	0	0	0	1945	28.6	33.5	25 to 35	77.4	131	6.7

Incoming Histogram

2024 June Westfield Road Bolebec

from Mon-Apr-29-2024-11-00-AM to Thu-Jun-13-2024-09-59-AM

Date	Starting Hr:min	<15	15 to <20	20 to <25	25 to <30	30 to <35	35 to <40	40 to <45	45 to <50	50 to <55	55 to <60	60 to <65	65 to <70	70 to <75	75 to <80	80 to <85	85 to <90	90 to <95	95 to <100	100 to >105	Total Counts	Avg Speed (MPH)	85pet Speed	10MPH Pace	% in pace	# of Speeders	% Speeders	
04/05/2024	00:00	0	0	3	5	5	1	0	0	0	0	0	0	0	0	0	0	0	0	0	0	14	28.7	34	25 to 35	71.4	1	7.1
04/05/2024	01:00	0	0	1	0	1	0	0	0	0	0	0	0	0	0	0	0	0	0	0	0	2	27	35	15 to 25	50.0	*	*
04/05/2024	02:00	0	0	0	0	2	0	0	0	0	0	0	0	0	0	0	0	0	0	0	0	2	32	35	25 to 35	100.0	*	*
04/05/2024	03:00	0	0	1	0	2	2	0	0	0	0	0	0	0	0	0	0	0	0	0	0	5	32.2	37.5	30 to 40	80.0	2	40.0
04/05/2024	04:00	0	0	1	1	0	1	0	1	0	0	0	0	0	0	0	0	0	0	0	0	4	33.3	40	20 to 30	50.0	2	50.0
04/05/2024	05:00	0	0	0	3	1	0	1	0	0	0	0	0	0	0	0	0	0	0	0	0	5	31.2	35	25 to 35	80.0	1	20.0
04/05/2024	06:00	0	0	0	2	1	1	1	0	0	0	0	0	0	0	0	0	0	0	0	0	5	33	40	25 to 35	60.0	2	40.0
04/05/2024	07:00	0	0	1	11	7	2	1	0	0	0	0	0	0	0	0	0	0	0	0	0	22	30.3	35	25 to 35	81.8	3	13.6
04/05/2024	08:00	0	0	10	19	18	8	2	0	0	0	0	0	0	0	0	0	0	0	0	0	57	30	35.6	25 to 35	64.9	10	17.5
04/05/2024	09:00	0	1	12	39	33	10	1	0	0	0	0	0	0	0	0	0	0	0	0	0	96	29.6	34.5	25 to 35	75.0	11	11.5
04/05/2024	10:00	0	3	13	57	36	11	1	1	0	0	0	0	0	0	0	0	0	0	0	0	122	29.3	34.3	25 to 35	76.2	13	10.7
04/05/2024	11:00	0	7	15	69	49	4	1	0	0	0	0	0	0	0	0	0	0	0	0	0	145	28.5	33.3	25 to 35	81.4	5	3.4
04/05/2024	12:00	1	1	7	68	34	14	1	0	0	0	0	0	0	0	0	0	0	0	0	0	126	29.6	34.4	25 to 35	81.0	15	11.9
04/05/2024	13:00	0	3	9	53	30	14	1	0	0	0	0	0	0	0	0	0	0	0	0	0	110	29.5	34.8	25 to 35	75.5	15	13.6
04/05/2024	14:00	0	2	21	56	30	10	0	0	0	0	0	0	0	0	0	0	0	0	0	0	119	28.5	33.7	25 to 35	72.3	10	8.4
04/05/2024	15:00	1	9	11	51	45	13	5	0	0	0	0	0	0	0	0	0	0	0	0	0	135	29.5	34.8	25 to 35	71.1	18	13.3
04/05/2024	16:00	1	6	13	46	32	10	1	0	0	0	0	0	0	0	0	0	0	0	0	0	109	28.7	34.2	25 to 35	71.6	11	10.1
04/05/2024	17:00	1	1	5	50	28	17	2	0	0	0	0	0	0	0	0	0	0	0	0	0	104	30.3	35.9	25 to 35	75.0	19	18.3
04/05/2024	18:00	0	2	5	45	39	9	2	1	0	0	0	0	0	0	0	0	0	0	0	0	103	30.3	34.6	25 to 35	81.6	12	11.7
04/05/2024	19:00	0	2	8	33	18	11	1	0	0	0	0	0	0	0	0	0	0	0	0	0	73	29.6	35.5	25 to 35	69.9	12	16.4
04/05/2024	20:00	0	0	4	27	19	3	1	1	0	0	0	0	0	0	0	0	0	0	0	0	55	29.9	34.2	25 to 35	83.6	5	9.1
04/05/2024	21:00	0	1	8	26	11	5	1	0	0	0	0	0	0	0	0	0	0	0	0	0	52	28.8	34.1	25 to 35	71.2	6	11.5
04/05/2024	22:00	0	0	2	10	10	5	3	0	0	0	0	0	0	0	0	0	0	0	0	0	30	31.8	39	25 to 35	66.7	8	26.7
04/05/2024	23:00	0	0	5	18	12	8	0	0	0	0	0	0	0	0	0	0	0	0	0	0	43	30.1	36.2	25 to 35	69.8	8	18.6
24 Hr Summary		4	38	155	689	463	159	26	4	0	0	0	0	0	0	0	0	0	0	0	0	1538	29.5	34.5	25 to 35	74.9	189	12.3

Incoming Histogram

2024 June Westfield Road Bolebec

from Mon-Apr-29-2024-11-00-AM to Thu-Jun-13-2024-09-59-AM

Date	Starting Hr:min	<15	15 to <20	20 to <25	25 to <30	30 to <35	35 to <40	40 to <45	45 to <50	50 to <55	55 to <60	60 to <65	65 to <70	70 to <75	75 to <80	80 to <85	85 to <90	90 to <95	95 to <100	100 to >105	Total Counts	Avg Speed (MPH)	85pet Speed	10MPH Pace	% in pace	# of Speeders	% Speeders	
05/05/2024	00:00	0	0	3	10	5	5	1	0	0	0	0	0	0	0	0	0	0	0	0	0	24	30.4	37	25 to 35	62.5	6	25.0
05/05/2024	01:00	0	0	0	4	4	2	1	0	0	0	0	0	0	0	0	0	0	0	0	0	11	32.3	37.5	25 to 35	72.7	3	27.3
05/05/2024	02:00	0	0	0	0	1	0	1	0	0	0	0	0	0	0	0	0	0	0	0	0	2	37	45	25 to 35	50.0	1	50.0
05/05/2024	03:00	0	0	0	0	0	1	0	0	0	0	0	0	0	0	0	0	0	0	0	0	1	37	40	30 to 40	100.0	1	100.0
05/05/2024	04:00	0	0	0	1	1	0	0	0	0	0	0	0	0	0	0	0	0	0	0	0	2	29.5	35	25 to 35	100.0	*	*
05/05/2024	05:00	0	0	0	1	1	1	0	0	0	0	0	0	0	0	0	0	0	0	0	0	3	32	40	25 to 35	66.7	1	33.3
05/05/2024	06:00	0	0	1	5	2	1	0	0	0	0	0	0	0	0	0	0	0	0	0	0	9	28.8	35	25 to 35	77.8	1	11.1
05/05/2024	07:00	0	0	0	6	4	1	0	0	0	0	0	0	0	0	0	0	0	0	0	0	11	30	33.8	25 to 35	90.9	1	9.1
05/05/2024	08:00	0	1	0	14	6	4	1	1	0	0	0	0	0	0	0	0	0	0	0	0	27	30.9	37.5	25 to 35	74.1	6	22.2
05/05/2024	09:00	1	4	6	27	25	9	0	0	0	0	0	0	0	0	0	0	0	0	0	0	72	29.2	34.6	25 to 35	72.2	9	12.5
05/05/2024	10:00	0	2	13	35	33	9	4	0	0	0	0	0	0	0	0	0	0	0	0	0	96	29.8	34.8	25 to 35	70.8	13	13.5
05/05/2024	11:00	1	4	7	52	40	6	1	0	0	0	0	0	0	0	0	0	0	0	0	0	111	29.1	33.8	25 to 35	82.9	7	6.3
05/05/2024	12:00	0	1	13	43	40	7	0	1	0	0	0	0	0	0	0	0	0	0	0	0	105	29.5	34	25 to 35	79.0	8	7.6
05/05/2024	13:00	0	2	12	61	24	9	2	0	0	0	0	0	0	0	0	0	0	0	0	0	110	28.9	34	25 to 35	77.3	11	10.0
05/05/2024	14:00	0	5	21	66	44	10	0	0	0	0	0	0	0	0	0	0	0	0	0	0	146	28.6	33.6	25 to 35	75.3	10	6.8
05/05/2024	15:00	0	2	14	55	33	13	7	0	0	0	0	0	0	0	0	0	0	0	0	0	124	30	35.4	25 to 35	71.0	20	16.1
05/05/2024	16:00	0	4	18	43	41	11	2	0	0	0	0	0	0	0	0	0	0	0	0	0	119	29.3	34.4	25 to 35	70.6	13	10.9
05/05/2024	17:00	0	2	9	51	33	10	3	0	0	0	0	0	0	0	0	0	0	0	0	0	108	29.7	34.5	25 to 35	77.8	13	12.0
05/05/2024	18:00	0	2	10	34	31	6	2	0	0	0	0	0	0	0	0	0	0	0	0	0	85	29.5	34.2	25 to 35	76.5	8	9.4
05/05/2024	19:00	0	0	5	21	32	9	1	0	0	0	0	0	0	0	0	0	0	0	0	0	68	30.9	35	25 to 35	77.9	10	14.7
05/05/2024	20:00	0	0	5	19	14	7	2	0	0	0	0	0	0	0	0	0	0	0	0	0	47	30.5	36.4	25 to 35	70.2	9	19.1
05/05/2024	21:00	0	2	7	15	6	3	1	0	0	0	0	0	0	0	0	0	0	0	0	0	34	28	34.2	20 to 30	64.7	4	11.8
05/05/2024	22:00	0	0	1	9	8	9	0	1	0	0	0	0	0	0	0	0	0	0	0	0	28	32.6	38.3	25 to 35	60.7	10	35.7
05/05/2024	23:00	0	0	1	7	4	6	0	0	0	0	0	0	0	0	0	0	0	0	0	0	18	31.6	37.5	25 to 35	61.1	6	33.3
24 Hr Summary		2	31	146	579	432	139	29	3	0	0	0	0	0	0	0	0	0	0	0	0	1361	29.6	34.6	25 to 35	74.3	171	12.6

Incoming Histogram

2024 June Westfield Road Bolebec

from Mon-Apr-29-2024-11-00-AM to Thu-Jun-13-2024-09-59-AM

Date	Starting Hr:min	<15	15 to <20	20 to <25	25 to <30	30 to <35	35 to <40	40 to <45	45 to <50	50 to <55	55 to <60	60 to <65	65 to <70	70 to <75	75 to <80	80 to <85	85 to <90	90 to <95	95 to <100	100 to >105	Total Counts	Avg Speed (MPH)	85pet Speed	10MPH Pace	% in pace	# of Speeders	% Speeders	
06/05/2024	00:00	0	0	0	5	4	2	0	0	0	0	0	0	0	0	0	0	0	0	0	0	11	31.1	35	25 to 35	81.8	2	18.2
06/05/2024	01:00	0	0	0	0	0	4	0	0	0	0	0	0	0	0	0	0	0	0	0	0	4	37.3	38.8	30 to 40	100.0	4	100.0
06/05/2024	02:00	0	0	1	0	0	2	0	0	0	0	0	0	0	0	0	0	0	0	0	0	3	32	40	30 to 40	66.7	2	66.7
06/05/2024	03:00	0	0	1	0	1	0	0	0	0	0	0	0	0	0	0	0	0	0	0	0	2	27	35	15 to 25	50.0	*	*
06/05/2024	04:00	0	0	0	0	0	0	0	0	0	0	0	0	0	0	0	0	0	0	0	0	0	0	0	*	*	*	*
06/05/2024	05:00	0	0	0	0	0	0	1	0	0	0	0	0	0	0	0	0	0	0	0	0	1	42	45	35 to 45	100.0	1	100.0
06/05/2024	06:00	0	1	0	4	3	0	0	1	0	0	0	0	0	0	0	0	0	0	0	0	9	30	35	25 to 35	77.8	1	11.1
06/05/2024	07:00	0	1	0	2	3	4	0	0	0	0	0	0	0	0	0	0	0	0	0	0	10	31.6	37.5	30 to 40	70.0	4	40.0
06/05/2024	08:00	0	0	0	13	10	5	3	0	0	0	0	0	0	0	0	0	0	0	0	0	31	32.1	38	25 to 35	74.2	8	25.8
06/05/2024	09:00	0	2	9	31	11	3	2	0	0	0	0	0	0	0	0	0	0	0	0	0	58	28.2	33.2	25 to 35	72.4	5	8.6
06/05/2024	10:00	0	2	15	32	27	7	1	0	0	0	0	0	0	0	0	0	0	0	0	0	84	28.9	34.1	25 to 35	70.2	8	9.5
06/05/2024	11:00	0	2	10	43	35	11	1	0	0	0	0	0	0	0	0	0	0	0	0	0	102	29.7	34.6	25 to 35	76.5	12	11.8
06/05/2024	12:00	0	4	13	53	24	10	1	1	0	0	0	0	0	0	0	0	0	0	0	0	106	28.9	34.2	25 to 35	72.6	12	11.3
06/05/2024	13:00	0	0	11	50	32	12	1	0	0	0	0	0	0	0	0	0	0	0	0	0	106	29.7	34.5	25 to 35	77.4	13	12.3
06/05/2024	14:00	0	2	11	41	22	4	1	0	0	0	0	0	0	0	0	0	0	0	0	0	81	28.5	33.4	25 to 35	77.8	5	6.2
06/05/2024	15:00	0	1	10	63	29	7	1	0	0	0	0	0	0	0	0	0	0	0	0	0	111	29	33.4	25 to 35	82.9	8	7.2
06/05/2024	16:00	0	4	7	39	30	7	1	0	0	0	0	0	0	0	0	0	0	0	0	0	88	29.3	34.2	25 to 35	78.4	8	9.1
06/05/2024	17:00	0	2	9	41	20	4	1	0	0	0	0	0	0	0	0	0	0	0	0	0	77	28.6	33.2	25 to 35	79.2	5	6.5
06/05/2024	18:00	1	2	9	25	19	9	1	0	0	0	0	0	0	0	0	0	0	0	0	0	66	29.3	35	25 to 35	66.7	10	15.2
06/05/2024	19:00	1	0	4	25	18	5	1	0	0	0	0	0	0	0	0	0	0	0	0	0	54	29.6	34.4	25 to 35	79.6	6	11.1
06/05/2024	20:00	1	0	5	16	14	5	1	0	0	0	0	0	0	0	0	0	0	0	0	0	42	29.6	35	25 to 35	71.4	6	14.3
06/05/2024	21:00	0	0	3	11	5	1	0	0	0	0	0	0	0	0	0	0	0	0	0	0	20	28.4	33	25 to 35	80.0	1	5.0
06/05/2024	22:00	0	0	3	14	7	4	0	0	0	0	0	0	0	0	0	0	0	0	0	0	28	29.5	35	25 to 35	75.0	4	14.3
06/05/2024	23:00	0	0	1	7	7	3	0	0	0	0	0	0	0	0	0	0	0	0	0	0	18	30.7	35	25 to 35	77.8	3	16.7
24 Hr Summary		3	23	122	515	321	109	17	2	0	0	0	0	0	0	0	0	0	0	0	0	1112	29.3	34.4	25 to 35	75.2	128	11.5

Incoming Histogram

2024 June Westfield Road Bolebec

from Mon-Apr-29-2024-11-00-AM to Thu-Jun-13-2024-09-59-AM

Date	Starting Hr:min	<15	15 to <20	20 to <25	25 to <30	30 to <35	35 to <40	40 to <45	45 to <50	50 to <55	55 to <60	60 to <65	65 to <70	70 to <75	75 to <80	80 to <85	85 to <90	90 to <95	95 to <100	100 to >105	Total Counts	Avg Speed (MPH)	85pet Speed	10MPH Pace	% in pace	# of Speeders	% Speeders	
07/05/2024	00:00	0	0	0	3	2	0	0	0	0	0	0	0	0	0	0	0	0	0	0	0	5	29.2	32.5	25 to 35	100.0	*	*
07/05/2024	01:00	3	3	1	0	0	1	1	0	0	0	0	0	0	0	0	0	0	0	0	0	9	21.1	40	10 to 20	66.7	2	22.2
07/05/2024	02:00	1	1	0	1	2	1	0	0	0	0	0	0	0	0	0	0	0	0	0	0	6	25.3	35	25 to 35	50.0	1	16.7
07/05/2024	03:00	0	0	1	0	0	0	0	0	0	0	0	0	0	0	0	0	0	0	0	0	1	22	25	15 to 25	100.0	*	*
07/05/2024	04:00	0	1	1	0	0	0	0	0	0	0	0	0	0	0	0	0	0	0	0	0	2	19.5	25	15 to 25	100.0	*	*
07/05/2024	05:00	0	0	0	5	7	1	0	1	0	0	0	0	0	0	0	0	0	0	0	0	14	31.9	35	25 to 35	85.7	2	14.3
07/05/2024	06:00	2	0	1	16	5	2	0	0	0	0	0	0	0	0	0	0	0	0	0	0	26	27.8	33	25 to 35	80.8	2	7.7
07/05/2024	07:00	2	4	14	47	35	7	2	0	0	0	0	0	0	0	0	0	0	0	0	0	111	28.6	33.9	25 to 35	73.9	9	8.1
07/05/2024	08:00	2	4	21	73	52	13	1	0	0	0	0	0	0	0	0	0	0	0	0	0	166	28.8	33.9	25 to 35	75.3	14	8.4
07/05/2024	09:00	1	2	10	48	28	6	0	1	0	0	0	0	0	0	0	0	0	0	0	0	96	28.9	33.8	25 to 35	79.2	7	7.3
07/05/2024	10:00	0	4	9	42	30	5	1	0	0	0	0	0	0	0	0	0	0	0	0	0	91	28.9	33.7	25 to 35	79.1	6	6.6
07/05/2024	11:00	0	4	9	40	21	6	1	0	0	0	0	0	0	0	0	0	0	0	0	0	81	28.6	33.8	25 to 35	75.3	7	8.6
07/05/2024	12:00	3	1	21	51	23	4	0	0	0	0	0	0	0	0	0	0	0	0	0	0	103	27.4	32.6	25 to 35	71.8	4	3.9
07/05/2024	13:00	3	5	20	68	37	5	0	0	0	0	0	0	0	0	0	0	0	0	0	0	138	27.8	32.8	25 to 35	76.1	5	3.6
07/05/2024	14:00	2	8	24	62	34	7	2	0	0	0	0	0	0	0	0	0	0	0	0	0	139	27.7	33.2	25 to 35	69.1	9	6.5
07/05/2024	15:00	4	15	17	69	38	9	2	0	0	0	0	0	0	0	0	0	0	0	0	0	154	27.6	33.4	25 to 35	69.5	11	7.1
07/05/2024	16:00	0	7	21	88	66	14	1	0	0	0	0	0	0	0	0	0	0	0	0	0	197	29	33.9	25 to 35	78.2	15	7.6
07/05/2024	17:00	1	5	29	107	70	18	1	0	0	0	0	0	0	0	0	0	0	0	0	0	231	28.9	33.9	25 to 35	76.6	19	8.2
07/05/2024	18:00	0	9	22	83	64	8	2	0	0	0	0	0	0	0	0	0	0	0	0	0	188	28.7	33.6	25 to 35	78.2	10	5.3
07/05/2024	19:00	0	2	13	51	35	5	2	0	0	0	0	0	0	0	0	0	0	0	0	0	108	29	33.7	25 to 35	79.6	7	6.5
07/05/2024	20:00	1	1	9	37	26	4	0	0	0	0	0	0	0	0	0	0	0	0	0	0	78	28.7	33.5	25 to 35	80.8	4	5.1
07/05/2024	21:00	0	0	2	11	15	1	0	1	0	0	0	0	0	0	0	0	0	0	0	0	30	30.5	34.3	25 to 35	86.7	2	6.7
07/05/2024	22:00	2	0	6	24	15	2	3	0	0	0	0	0	0	0	0	0	0	0	0	0	52	28.9	34	25 to 35	75.0	5	9.6
07/05/2024	23:00	0	0	3	11	6	1	1	0	0	0	0	0	0	0	0	0	0	0	0	0	22	29.2	34.2	25 to 35	77.3	2	9.1
24 Hr Summary		27	76	254	937	611	120	20	3	0	0	0	0	0	0	0	0	0	0	0	0	2048	28.5	33.7	25 to 35	75.6	143	7.0

Incoming Histogram

2024 June Westfield Road Bolebec

from Mon-Apr-29-2024-11-00-AM to Thu-Jun-13-2024-09-59-AM

Date	Starting Hr:min	<15	15 to <20	20 to <25	25 to <30	30 to <35	35 to <40	40 to <45	45 to <50	50 to <55	55 to <60	60 to <65	65 to <70	70 to <75	75 to <80	80 to <85	85 to <90	90 to <95	95 to <100	100 to >105	Total Counts	Avg Speed (MPH)	85pet Speed	10MPH Pace	% in pace	# of Speeders	% Speeders	
08/05/2024	00:00	0	0	2	3	2	1	0	1	1	0	0	0	0	0	0	0	0	0	0	0	10	32.7	40	20 to 30	50.0	3	30.0
08/05/2024	01:00	1	6	1	0	1	0	0	1	0	0	0	0	0	0	0	0	0	0	0	0	10	21.8	25	10 to 20	70.0	1	10.0
08/05/2024	02:00	0	0	0	1	1	0	1	0	0	0	0	0	0	0	0	0	0	0	0	3	33.7	45	25 to 35	66.7	1	33.3	
08/05/2024	03:00	0	0	0	1	0	0	0	0	0	0	0	0	0	0	0	0	0	0	0	1	27	30	20 to 30	100.0	*	*	
08/05/2024	04:00	0	0	0	0	0	1	0	0	0	0	0	0	0	0	0	0	0	0	0	1	37	40	30 to 40	100.0	1	100.0	
08/05/2024	05:00	0	0	4	5	4	2	0	0	0	0	0	0	0	0	0	0	0	0	0	15	28.5	35	20 to 30	60.0	2	13.3	
08/05/2024	06:00	0	0	6	13	9	1	0	0	0	0	0	0	0	0	0	0	0	0	0	29	28.2	33.3	25 to 35	75.9	1	3.4	
08/05/2024	07:00	0	1	14	51	27	12	1	0	0	0	0	0	0	0	0	0	0	0	0	106	29.2	34.4	25 to 35	73.6	13	12.3	
08/05/2024	08:00	0	3	12	68	50	14	2	0	0	0	0	0	0	0	0	0	0	0	0	149	29.7	34.4	25 to 35	79.2	16	10.7	
08/05/2024	09:00	0	5	8	52	35	12	1	0	0	0	0	0	0	0	0	0	0	0	0	113	29.4	34.4	25 to 35	77.0	13	11.5	
08/05/2024	10:00	0	1	18	47	25	5	1	0	0	0	0	0	0	0	0	0	0	0	0	97	28.4	33.2	25 to 35	74.2	6	6.2	
08/05/2024	11:00	2	1	19	43	19	5	0	0	0	0	0	0	0	0	0	0	0	0	0	89	27.5	32.9	20 to 30	69.7	5	5.6	
08/05/2024	12:00	5	3	18	57	22	12	2	0	0	0	0	0	0	0	0	0	0	0	0	119	28	34.1	25 to 35	66.4	14	11.8	
08/05/2024	13:00	1	9	12	56	40	9	0	1	0	0	0	0	0	0	0	0	0	0	0	128	28.5	33.9	25 to 35	75.0	10	7.8	
08/05/2024	14:00	2	3	11	54	38	10	0	0	0	0	0	0	0	0	0	0	0	0	0	118	28.9	33.9	25 to 35	78.0	10	8.5	
08/05/2024	15:00	11	16	33	79	58	19	3	0	0	0	0	0	0	0	0	0	0	0	0	219	27.6	34.1	25 to 35	62.6	22	10.0	
08/05/2024	16:00	0	9	27	94	58	18	2	0	0	0	0	0	0	0	0	0	0	0	0	208	28.8	34.1	25 to 35	73.1	20	9.6	
08/05/2024	17:00	0	6	21	86	61	14	4	0	0	0	0	0	0	0	0	0	0	0	0	192	29.3	34.1	25 to 35	76.6	18	9.4	
08/05/2024	18:00	0	7	15	83	63	20	0	0	0	0	0	0	0	0	0	0	0	0	0	188	29.5	34.4	25 to 35	77.7	20	10.6	
08/05/2024	19:00	0	4	8	43	44	12	1	0	0	0	0	0	0	0	0	0	0	0	0	112	29.9	34.5	25 to 35	77.7	13	11.6	
08/05/2024	20:00	0	2	7	33	27	4	0	0	0	0	0	0	0	0	0	0	0	0	0	73	29.1	33.7	25 to 35	82.2	4	5.5	
08/05/2024	21:00	0	4	7	18	21	3	3	0	0	0	0	0	0	0	0	0	0	0	0	56	29.3	34.5	25 to 35	69.6	6	10.7	
08/05/2024	22:00	2	2	3	7	14	7	0	0	0	0	0	0	0	0	0	0	0	0	0	35	29.6	36.4	25 to 35	60.0	7	20.0	
08/05/2024	23:00	0	0	2	8	3	3	1	1	1	0	0	0	0	0	0	0	0	0	0	19	32.2	40	25 to 35	57.9	6	31.6	
24 Hr Summary		24	82	248	902	622	184	22	4	2	0	0	0	0	0	0	0	0	0	0	2090	28.9	34.2	25 to 35	72.9	212	10.1	

Incoming Histogram

2024 June Westfield Road Bolebec

from Mon-Apr-29-2024-11-00-AM to Thu-Jun-13-2024-09-59-AM

Date	Starting Hr:min	<15	15 to <20	20 to <25	25 to <30	30 to <35	35 to <40	40 to <45	45 to <50	50 to <55	55 to <60	60 to <65	65 to <70	70 to <75	75 to <80	80 to <85	85 to <90	90 to <95	95 to <100	100 to >105	Total Counts	Avg Speed (MPH)	85pet Speed	10MPH Pace	% in pace	# of Speeders	% Speeders	
09/05/2024	00:00	0	1	2	6	5	2	1	0	0	0	0	0	0	0	0	0	0	0	0	0	17	29.6	35	25 to 35	64.7	3	17.6
09/05/2024	01:00	3	1	1	2	1	0	0	0	0	0	0	0	0	0	0	0	0	0	0	0	8	20.3	30	10 to 20	50.0	*	*
09/05/2024	02:00	0	0	0	0	0	2	1	0	0	0	0	0	0	0	0	0	0	0	0	0	3	39	45	35 to 45	100.0	3	100.0
09/05/2024	03:00	0	0	0	1	0	0	0	0	0	0	0	0	0	0	0	0	0	0	0	0	1	27	30	20 to 30	100.0	*	*
09/05/2024	04:00	1	0	0	0	0	0	0	0	0	0	0	0	0	0	0	0	0	0	0	0	1	7	10	0 to 10	100.0	*	*
09/05/2024	05:00	0	1	1	6	3	0	1	0	0	0	0	0	0	0	0	0	0	0	0	0	12	28.4	33.3	25 to 35	75.0	1	8.3
09/05/2024	06:00	1	0	1	13	10	2	0	0	0	0	0	0	0	0	0	0	0	0	0	0	27	29.3	34	25 to 35	85.2	2	7.4
09/05/2024	07:00	0	4	16	63	39	10	0	0	0	0	0	0	0	0	0	0	0	0	0	0	132	28.8	33.7	25 to 35	77.3	10	7.6
09/05/2024	08:00	1	6	24	78	45	15	1	0	0	0	0	0	0	0	0	0	0	0	0	0	170	28.6	33.9	25 to 35	72.4	16	9.4
09/05/2024	09:00	0	4	8	42	47	12	3	0	0	0	0	0	0	0	0	0	0	0	0	0	116	30.2	34.8	25 to 35	76.7	15	12.9
09/05/2024	10:00	0	5	9	44	23	8	0	0	0	0	0	0	0	0	0	0	0	0	0	0	89	28.6	33.9	25 to 35	75.3	8	9.0
09/05/2024	11:00	2	6	11	38	28	4	2	0	0	0	0	0	0	0	0	0	0	0	0	0	91	28.2	33.6	25 to 35	72.5	6	6.6
09/05/2024	12:00	3	1	13	67	22	4	1	0	0	0	0	0	0	0	0	0	0	0	0	0	111	27.9	32.3	25 to 35	80.2	5	4.5
09/05/2024	13:00	2	5	13	65	29	7	2	0	0	0	0	0	0	0	0	0	0	0	0	0	123	28.3	33.4	25 to 35	76.4	9	7.3
09/05/2024	14:00	1	2	12	66	34	9	0	0	0	0	0	0	0	0	0	0	0	0	0	0	124	28.8	33.5	25 to 35	80.6	9	7.3
09/05/2024	15:00	7	20	28	76	47	8	0	0	0	0	0	0	0	0	0	0	0	0	0	0	186	26.8	32.9	25 to 35	66.1	8	4.3
09/05/2024	16:00	1	6	27	85	57	12	3	0	0	0	0	0	0	0	0	0	0	0	0	0	191	28.7	33.8	25 to 35	74.3	15	7.9
09/05/2024	17:00	4	13	29	116	56	19	2	0	0	0	0	0	0	0	0	0	0	0	0	0	239	28.2	33.7	25 to 35	72.0	21	8.8
09/05/2024	18:00	0	3	19	75	58	13	1	0	0	0	0	0	0	0	0	0	0	0	0	0	169	29.3	34.1	25 to 35	78.7	14	8.3
09/05/2024	19:00	0	3	15	43	53	17	1	0	0	0	0	0	0	0	0	0	0	0	0	0	132	30.1	34.8	25 to 35	72.7	18	13.6
09/05/2024	20:00	0	1	15	43	26	6	0	0	0	0	0	0	0	0	0	0	0	0	0	0	91	28.6	33.5	25 to 35	75.8	6	6.6
09/05/2024	21:00	0	0	7	37	25	6	2	0	0	0	0	0	0	0	0	0	0	0	0	0	77	29.8	34.2	25 to 35	80.5	8	10.4
09/05/2024	22:00	0	1	12	20	15	0	0	0	0	0	0	0	0	0	0	0	0	0	0	0	48	27.6	32.7	25 to 35	72.9	*	*
09/05/2024	23:00	0	0	0	12	8	2	0	0	0	0	0	0	0	0	0	0	0	0	0	0	22	30.2	34.4	25 to 35	90.9	2	9.1
24 Hr Summary		26	83	263	998	631	158	21	0	0	0	0	0	0	0	0	0	0	0	0	0	2180	28.6	33.8	25 to 35	74.7	179	8.2

Incoming Histogram

2024 June Westfield Road Bolebec

from Mon-Apr-29-2024-11-00-AM to Thu-Jun-13-2024-09-59-AM

Date	Starting Hr:min	<15	15 to <20	20 to <25	25 to <30	30 to <35	35 to <40	40 to <45	45 to <50	50 to <55	55 to <60	60 to <65	65 to <70	70 to <75	75 to <80	80 to <85	85 to <90	90 to <95	95 to <100	100 to >105	Total Counts	Avg Speed (MPH)	85pct Speed	10MPH Pace	% in pace	# of Speeders	% Speeders	
10/05/2024	00:00	0	0	0	6	8	1	0	0	0	0	0	0	0	0	0	0	0	0	0	0	15	30.7	34.4	25 to 35	93.3	1	6.7
10/05/2024	01:00	2	3	0	0	1	2	0	0	0	0	0	0	0	0	0	0	0	0	0	0	8	22.8	37.5	10 to 20	62.5	2	25.0
10/05/2024	02:00	0	0	0	1	0	1	0	0	0	0	0	0	0	0	0	0	0	0	0	0	2	32	40	20 to 30	50.0	1	50.0
10/05/2024	03:00	0	0	0	0	0	2	0	0	0	0	0	0	0	0	0	0	0	0	0	0	2	37	40	30 to 40	100.0	2	100.0
10/05/2024	04:00	0	0	0	1	1	0	0	1	0	0	0	0	0	0	0	0	0	0	0	0	3	35.3	50	25 to 35	66.7	1	33.3
10/05/2024	05:00	0	0	1	6	4	3	2	0	0	0	0	0	0	0	0	0	0	0	0	0	16	31.9	40	25 to 35	62.5	5	31.3
10/05/2024	06:00	2	1	4	7	8	2	0	0	0	0	0	0	0	0	0	0	0	0	0	0	24	27.3	33.8	25 to 35	62.5	2	8.3
10/05/2024	07:00	1	5	15	42	31	10	0	0	0	0	0	0	0	0	0	0	0	0	0	0	104	28.5	34	25 to 35	70.2	10	9.6
10/05/2024	08:00	0	0	20	70	40	9	1	0	0	0	0	0	0	0	0	0	0	0	0	0	140	28.9	33.6	25 to 35	78.6	10	7.1
10/05/2024	09:00	1	5	15	49	23	7	0	0	0	0	0	0	0	0	0	0	0	0	0	0	100	27.9	33.3	25 to 35	72.0	7	7.0
10/05/2024	10:00	0	6	5	45	37	5	1	0	0	0	0	0	0	0	0	0	0	0	0	0	99	29.1	33.8	25 to 35	82.8	6	6.1
10/05/2024	11:00	1	5	14	49	26	3	1	0	0	0	0	0	0	0	0	0	0	0	0	0	99	27.8	32.9	25 to 35	75.8	4	4.0
10/05/2024	12:00	0	3	10	46	32	4	0	1	0	0	0	0	0	0	0	0	0	0	0	0	96	28.9	33.6	25 to 35	81.3	5	5.2
10/05/2024	13:00	3	7	16	62	40	7	2	0	0	0	0	0	0	0	0	0	0	0	0	0	137	28.2	33.5	25 to 35	74.5	9	6.6
10/05/2024	14:00	1	0	13	57	33	10	1	0	0	0	0	0	0	0	0	0	0	0	0	0	115	29.2	34.1	25 to 35	78.3	11	9.6
10/05/2024	15:00	3	10	19	81	54	13	1	1	0	0	0	0	0	0	0	0	0	0	0	0	182	28.5	33.9	25 to 35	74.2	15	8.2
10/05/2024	16:00	2	5	31	75	54	18	3	0	0	0	0	0	0	0	0	0	0	0	0	0	188	28.9	34.4	25 to 35	68.6	21	11.2
10/05/2024	17:00	0	4	28	103	75	18	2	0	0	0	0	0	0	0	0	0	0	0	0	0	230	29.2	34.1	25 to 35	77.4	20	8.7
10/05/2024	18:00	0	3	22	78	55	19	2	0	0	0	0	0	0	0	0	0	0	0	0	0	179	29.5	34.5	25 to 35	74.3	21	11.7
10/05/2024	19:00	0	3	7	34	30	13	1	1	0	0	0	0	0	0	0	0	0	0	0	0	89	30.3	35.8	25 to 35	71.9	15	16.9
10/05/2024	20:00	0	0	7	34	11	8	2	0	0	0	0	0	0	0	0	0	0	0	0	0	62	29.5	35.6	25 to 35	72.6	10	16.1
10/05/2024	21:00	0	0	4	24	11	6	0	0	0	0	0	0	0	0	0	0	0	0	0	0	45	29.5	34.5	25 to 35	77.8	6	13.3
10/05/2024	22:00	0	1	8	24	12	3	0	0	0	0	0	0	0	0	0	0	0	0	0	0	48	28.3	33.3	25 to 35	75.0	3	6.3
10/05/2024	23:00	0	0	10	27	18	8	1	0	0	0	0	0	0	0	0	0	0	0	0	0	64	29.5	34.7	25 to 35	70.3	9	14.1
24 Hr Summary		16	61	249	921	604	172	20	4	0	0	0	0	0	0	0	0	0	0	0	0	2047	28.9	34.1	25 to 35	74.5	196	9.6

Incoming Histogram

2024 June Westfield Road Bolebec

from Mon-Apr-29-2024-11-00-AM to Thu-Jun-13-2024-09-59-AM

Date	Starting Hr:min	<15	15 to <20	20 to <25	25 to <30	30 to <35	35 to <40	40 to <45	45 to <50	50 to <55	55 to <60	60 to <65	65 to <70	70 to <75	75 to <80	80 to <85	85 to <90	90 to <95	95 to <100	100 to >105	Total Counts	Avg Speed (MPH)	85pet Speed	10MPH Pace	% in pace	# of Speeders	% Speeders
11/05/2024	00:00	0	0	2	10	11	3	0	0	0	0	0	0	0	0	0	0	0	0	0	26	30.3	34.5	25 to 35	80.8	3	11.5
11/05/2024	01:00	0	0	0	2	2	1	0	0	0	0	0	0	0	0	0	0	0	0	0	5	31	35	25 to 35	80.0	1	20.0
11/05/2024	02:00	0	0	0	0	3	1	0	0	0	0	0	0	0	0	0	0	0	0	0	4	33.3	35	30 to 40	100.0	1	25.0
11/05/2024	03:00	0	0	0	0	0	0	0	0	0	0	0	0	0	0	0	0	0	0	0	0	0	0	*	*	*	*
11/05/2024	04:00	0	0	1	0	0	0	0	0	0	0	0	0	0	0	0	0	0	0	0	1	22	25	15 to 25	100.0	*	*
11/05/2024	05:00	0	0	2	3	1	3	1	0	0	0	0	0	0	0	0	0	0	0	0	10	31.2	38.3	20 to 30	50.0	4	40.0
11/05/2024	06:00	0	0	0	3	4	1	0	1	0	0	0	0	0	0	0	0	0	0	0	9	32.9	40	25 to 35	77.8	2	22.2
11/05/2024	07:00	0	0	2	6	7	2	1	0	0	0	0	0	0	0	0	0	0	0	0	18	30.6	35	25 to 35	72.2	3	16.7
11/05/2024	08:00	0	0	2	26	20	2	1	0	0	0	0	0	0	0	0	0	0	0	0	51	29.9	33.8	25 to 35	90.2	3	5.9
11/05/2024	09:00	0	3	9	51	32	6	2	0	0	0	0	0	0	0	0	0	0	0	0	103	29.1	33.9	25 to 35	80.6	8	7.8
11/05/2024	10:00	0	3	19	57	36	8	0	1	0	0	0	0	0	0	0	0	0	0	0	124	28.7	33.6	25 to 35	75.0	9	7.3
11/05/2024	11:00	1	2	18	61	31	14	2	0	0	0	0	0	0	0	0	0	0	0	0	129	29	34.5	25 to 35	71.3	16	12.4
11/05/2024	12:00	1	3	14	57	36	14	1	1	0	0	0	0	0	0	0	0	0	0	0	127	29.3	34.6	25 to 35	73.2	16	12.6
11/05/2024	13:00	0	3	14	52	44	17	0	1	0	0	0	0	0	0	0	0	0	0	0	131	29.8	34.8	25 to 35	73.3	18	13.7
11/05/2024	14:00	0	5	13	45	28	8	1	1	0	0	0	0	0	0	0	0	0	0	0	101	28.8	34.1	25 to 35	72.3	10	9.9
11/05/2024	15:00	2	3	19	51	27	8	0	0	0	0	0	0	0	0	0	0	0	0	0	110	28	33.5	25 to 35	70.9	8	7.3
11/05/2024	16:00	1	3	15	49	29	11	3	0	0	0	0	0	0	0	0	0	0	0	0	111	29.1	34.5	25 to 35	70.3	14	12.6
11/05/2024	17:00	0	4	9	52	46	7	3	0	0	0	0	0	0	0	0	0	0	0	0	121	29.6	34.1	25 to 35	81.0	10	8.3
11/05/2024	18:00	0	4	13	42	23	13	1	0	0	0	0	0	0	0	0	0	0	0	0	96	29	35	25 to 35	67.7	14	14.6
11/05/2024	19:00	0	1	5	26	23	8	1	1	0	0	0	0	0	0	0	0	0	0	0	65	30.4	35	25 to 35	75.4	10	15.4
11/05/2024	20:00	0	0	10	33	21	7	3	0	0	0	0	0	0	0	0	0	0	0	0	74	29.7	34.8	25 to 35	73.0	10	13.5
11/05/2024	21:00	0	0	7	21	17	6	1	0	1	0	0	0	0	0	0	0	0	0	0	53	30.2	35	25 to 35	71.7	8	15.1
11/05/2024	22:00	0	3	7	37	14	3	0	0	0	0	0	0	0	0	0	0	0	0	0	64	28	32.5	25 to 35	79.7	3	4.7
11/05/2024	23:00	0	1	6	37	13	3	0	0	0	0	0	0	0	0	0	0	0	0	0	60	28.3	32.7	25 to 35	83.3	3	5.0
24 Hr Summary		5	38	187	721	468	146	21	6	1	0	0	0	0	0	0	0	0	0	0	1593	29.2	34.3	25 to 35	74.6	174	10.9

Incoming Histogram

2024 June Westfield Road Bolebec

from Mon-Apr-29-2024-11-00-AM to Thu-Jun-13-2024-09-59-AM

Date	Starting Hr:min	<15	15 to <20	20 to <25	25 to <30	30 to <35	35 to <40	40 to <45	45 to <50	50 to <55	55 to <60	60 to <65	65 to <70	70 to <75	75 to <80	80 to <85	85 to <90	90 to <95	95 to <100	100 to >105	Total Counts	Avg Speed (MPH)	85pct Speed	10MPH Pace	% in pace	# of Speeders	% Speeders
12/05/2024	00:00	0	1	6	19	16	2	2	0	0	0	0	0	0	0	0	0	0	0	0	46	29.4	34.1	25 to 35	76.1	4	8.7
12/05/2024	01:00	0	0	1	3	3	2	0	0	0	0	0	0	0	0	0	0	0	0	0	9	30.4	37.5	25 to 35	66.7	2	22.2
12/05/2024	02:00	0	0	1	3	3	0	0	0	0	0	0	0	0	0	0	0	0	0	0	7	28.7	33.3	25 to 35	85.7	*	*
12/05/2024	03:00	0	0	0	1	0	2	0	0	0	0	0	0	0	0	0	0	0	0	0	3	33.7	40	30 to 40	66.7	2	66.7
12/05/2024	04:00	0	0	0	2	0	0	0	0	0	0	0	0	0	0	0	0	0	0	0	2	27.5	30	20 to 30	100.0	*	*
12/05/2024	05:00	0	0	1	2	1	0	0	0	0	0	0	0	0	0	0	0	0	0	0	4	27	30	20 to 30	75.0	*	*
12/05/2024	06:00	0	0	1	1	0	2	0	0	0	0	0	0	0	0	0	0	0	0	0	4	31	37.5	20 to 30	50.0	2	50.0
12/05/2024	07:00	0	0	1	4	4	4	1	0	0	0	0	0	0	0	0	0	0	0	0	14	32.2	38.8	25 to 35	57.1	5	35.7
12/05/2024	08:00	0	1	4	21	8	2	1	1	0	0	0	0	0	0	0	0	0	0	0	38	29.1	33.8	25 to 35	76.3	4	10.5
12/05/2024	09:00	0	2	7	27	25	6	0	1	0	0	0	0	0	0	0	0	0	0	0	68	29.6	34.4	25 to 35	76.5	7	10.3
12/05/2024	10:00	0	3	13	43	30	6	3	1	0	0	0	0	0	0	0	0	0	0	0	99	29.3	34.2	25 to 35	73.7	10	10.1
12/05/2024	11:00	0	1	9	36	37	11	4	0	0	0	0	0	0	0	0	0	0	0	0	98	30.5	35	25 to 35	74.5	15	15.3
12/05/2024	12:00	1	6	27	57	30	4	1	0	0	0	0	0	0	0	0	0	0	0	0	126	27.4	32.7	25 to 35	69.0	5	4.0
12/05/2024	13:00	0	0	7	62	40	5	0	0	0	0	0	0	0	0	0	0	0	0	0	114	29.4	33.5	25 to 35	89.5	5	4.4
12/05/2024	14:00	0	1	11	47	55	13	1	0	0	0	0	0	0	0	0	0	0	0	0	128	30.3	34.5	25 to 35	79.7	14	10.9
12/05/2024	15:00	1	2	6	40	32	7	6	1	0	0	0	0	0	0	0	0	0	0	0	95	30.3	35	25 to 35	75.8	14	14.7
12/05/2024	16:00	0	2	17	41	36	13	4	0	0	0	0	0	0	0	0	0	0	0	0	113	29.8	35	25 to 35	68.1	17	15.0
12/05/2024	17:00	0	1	7	30	16	9	6	1	0	0	0	0	0	0	0	0	0	0	0	70	30.8	38.3	25 to 35	65.7	16	22.9
12/05/2024	18:00	0	2	6	40	23	9	4	0	0	0	0	0	0	0	0	0	0	0	0	84	30	35	25 to 35	75.0	13	15.5
12/05/2024	19:00	0	2	11	29	26	6	1	2	0	0	0	0	0	0	0	0	0	0	0	77	29.6	34.4	25 to 35	71.4	9	11.7
12/05/2024	20:00	0	1	2	15	17	5	2	0	0	0	0	0	0	0	0	0	0	0	0	42	30.8	36	25 to 35	76.2	7	16.7
12/05/2024	21:00	0	0	5	18	8	6	0	0	0	0	0	0	0	0	0	0	0	0	0	37	29.4	35	25 to 35	70.3	6	16.2
12/05/2024	22:00	0	0	3	10	7	3	2	0	0	0	0	0	0	0	0	0	0	0	0	25	30.5	36.7	25 to 35	68.0	5	20.0
12/05/2024	23:00	0	0	2	2	1	4	0	0	0	0	0	0	0	0	0	0	0	0	0	9	31	38.8	30 to 40	55.6	4	44.4
24 Hr Summary		2	25	148	553	418	121	38	7	0	0	0	0	0	0	0	0	0	0	0	1312	29.7	34.6	25 to 35	74.0	166	12.7

Incoming Histogram

2024 June Westfield Road Bolebec

from Mon-Apr-29-2024-11-00-AM to Thu-Jun-13-2024-09-59-AM

Date	Starting Hr:min	<15	15 to <20	20 to <25	25 to <30	30 to <35	35 to <40	40 to <45	45 to <50	50 to <55	55 to <60	60 to <65	65 to <70	70 to <75	75 to <80	80 to <85	85 to <90	90 to <95	95 to <100	100 to >105	Total Counts	Avg Speed (MPH)	85pet Speed	10MPH Pace	% in pace	# of Speeders	% Speeders	
13/05/2024	00:00	0	0	0	1	2	0	0	0	0	0	0	0	0	0	0	0	0	0	0	0	3	30.7	35	25 to 35	100.0	*	*
13/05/2024	01:00	4	3	0	0	1	0	0	0	0	0	0	0	0	0	0	0	0	0	0	0	8	16.6	20	10 to 20	87.5	*	*
13/05/2024	02:00	0	0	0	1	1	0	0	0	0	0	0	0	0	0	0	0	0	0	0	0	2	29.5	35	25 to 35	100.0	*	*
13/05/2024	03:00	0	1	1	0	0	1	0	0	0	0	0	0	0	0	0	0	0	0	0	0	3	25.3	40	15 to 25	66.7	1	33.3
13/05/2024	04:00	0	0	2	0	0	0	0	0	0	0	0	0	0	0	0	0	0	0	0	0	2	22.5	25	15 to 25	100.0	*	*
13/05/2024	05:00	0	0	0	3	7	0	1	0	0	0	0	0	0	0	0	0	0	0	0	0	11	31.7	34.3	25 to 35	90.9	1	9.1
13/05/2024	06:00	0	1	1	9	8	6	2	0	0	0	0	0	0	0	0	0	0	0	0	0	27	31.6	38.3	25 to 35	63.0	8	29.6
13/05/2024	07:00	1	1	27	58	30	13	1	0	0	0	0	0	0	0	0	0	0	0	0	0	131	28.5	34	25 to 35	67.2	14	10.7
13/05/2024	08:00	0	5	15	80	51	9	3	0	0	0	0	0	0	0	0	0	0	0	0	0	163	29.1	33.8	25 to 35	80.4	12	7.4
13/05/2024	09:00	1	4	17	53	32	11	3	0	0	0	0	0	0	0	0	0	0	0	0	0	121	28.9	34.4	25 to 35	70.2	14	11.6
13/05/2024	10:00	1	1	10	40	20	7	2	1	0	0	0	0	0	0	0	0	0	0	0	0	82	29.2	34.5	25 to 35	73.2	10	12.2
13/05/2024	11:00	1	2	7	38	23	3	0	0	0	0	0	0	0	0	0	0	0	0	0	0	74	28.4	33.3	25 to 35	82.4	3	4.1
13/05/2024	12:00	1	6	14	63	33	6	1	0	0	0	0	0	0	0	0	0	0	0	0	0	124	28.2	33.2	25 to 35	77.4	7	5.6
13/05/2024	13:00	0	5	16	60	33	8	1	0	0	0	0	0	0	0	0	0	0	0	0	0	123	28.5	33.6	25 to 35	75.6	9	7.3
13/05/2024	14:00	1	1	17	65	22	6	3	1	0	0	0	0	0	0	0	0	0	0	0	0	116	28.5	33.4	25 to 35	75.0	10	8.6
13/05/2024	15:00	3	12	28	68	48	10	1	0	0	0	0	0	0	0	0	0	0	0	0	0	170	27.8	33.4	25 to 35	68.2	11	6.5
13/05/2024	16:00	1	11	24	91	47	17	4	0	0	0	0	0	0	0	0	0	0	0	0	0	195	28.6	34.1	25 to 35	70.8	21	10.8
13/05/2024	17:00	0	13	29	117	60	24	1	0	0	0	0	0	0	0	0	0	0	0	0	0	244	28.6	34	25 to 35	72.5	25	10.2
13/05/2024	18:00	0	5	13	70	59	9	2	0	0	0	0	0	0	0	0	0	0	0	0	0	158	29.4	33.9	25 to 35	81.6	11	7.0
13/05/2024	19:00	0	1	16	47	34	18	1	0	0	0	0	0	0	0	0	0	0	0	0	0	117	29.8	35.3	25 to 35	69.2	19	16.2
13/05/2024	20:00	0	3	3	23	14	3	1	0	0	0	0	0	0	0	0	0	0	0	0	0	47	28.9	33.9	25 to 35	78.7	4	8.5
13/05/2024	21:00	1	0	3	19	18	4	1	0	0	0	0	0	0	0	0	0	0	0	0	0	46	29.9	34.4	25 to 35	80.4	5	10.9
13/05/2024	22:00	0	0	2	10	8	4	0	0	0	0	0	0	0	0	0	0	0	0	0	0	24	30.4	35	25 to 35	75.0	4	16.7
13/05/2024	23:00	0	1	3	13	3	1	3	0	0	0	0	0	0	0	0	0	0	0	0	0	24	29.1	35	20 to 30	66.7	4	16.7
24 Hr Summary		15	76	248	929	554	160	31	2	0	0	0	0	0	0	0	0	0	0	0	0	2015	28.8	34	25 to 35	73.6	193	9.6

Incoming Histogram

2024 June Westfield Road Bolebec

from Mon-Apr-29-2024-11-00-AM to Thu-Jun-13-2024-09-59-AM

Date	Starting Hr:min	<15	15 to <20	20 to <25	25 to <30	30 to <35	35 to <40	40 to <45	45 to <50	50 to <55	55 to <60	60 to <65	65 to <70	70 to <75	75 to <80	80 to <85	85 to <90	90 to <95	95 to <100	100 to >105	Total Counts	Avg Speed (MPH)	85pet Speed	10MPH Pace	% in pace	# of Speeders	% Speeders	
14/05/2024	00:00	0	0	0	3	1	2	0	1	0	0	0	0	0	0	0	0	0	0	0	0	7	33.6	40	25 to 35	57.1	3	42.9
14/05/2024	01:00	2	4	0	2	2	0	0	1	0	0	0	0	0	0	0	0	0	0	0	0	11	23.5	32.5	10 to 20	54.5	1	9.1
14/05/2024	02:00	0	0	0	0	0	0	1	0	0	0	0	0	0	0	0	0	0	0	0	0	1	42	45	35 to 45	100.0	1	100.0
14/05/2024	03:00	0	0	1	0	2	0	0	0	0	0	0	0	0	0	0	0	0	0	0	0	3	28.7	35	25 to 35	66.7	*	*
14/05/2024	04:00	0	0	0	0	1	0	0	0	0	0	0	0	0	0	0	0	0	0	0	0	1	32	35	25 to 35	100.0	*	*
14/05/2024	05:00	0	0	1	4	2	3	0	0	0	0	0	0	0	0	0	0	0	0	0	0	10	30.7	36.7	25 to 35	60.0	3	30.0
14/05/2024	06:00	0	0	3	16	12	3	2	0	0	0	0	0	0	0	0	0	0	0	0	0	36	30.3	35	25 to 35	77.8	5	13.9
14/05/2024	07:00	0	8	12	57	35	3	0	0	0	0	0	0	0	0	0	0	0	0	0	0	115	28	33	25 to 35	80.0	3	2.6
14/05/2024	08:00	2	5	29	78	38	5	1	0	0	0	0	0	0	0	0	0	0	0	0	0	158	27.6	32.6	25 to 35	73.4	6	3.8
14/05/2024	09:00	0	2	7	43	20	5	2	0	0	0	0	0	0	0	0	0	0	0	0	0	79	29	33.8	25 to 35	79.7	7	8.9
14/05/2024	10:00	1	1	5	33	24	2	0	0	0	0	0	0	0	0	0	0	0	0	0	0	66	28.8	33.3	25 to 35	86.4	2	3.0
14/05/2024	11:00	0	2	5	56	22	5	2	0	0	0	0	0	0	0	0	0	0	0	0	0	92	29	33.4	25 to 35	84.8	7	7.6
14/05/2024	12:00	4	5	14	56	29	5	1	0	0	0	0	0	0	0	0	0	0	0	0	0	114	27.7	33.1	25 to 35	74.6	6	5.3
14/05/2024	13:00	0	5	9	56	38	9	2	0	1	0	0	0	0	0	0	0	0	0	0	0	120	29.4	34.2	25 to 35	78.3	12	10.0
14/05/2024	14:00	0	3	21	55	25	9	2	0	0	0	0	0	0	0	0	0	0	0	0	0	115	28.4	33.8	25 to 35	69.6	11	9.6
14/05/2024	15:00	6	12	21	74	32	4	2	0	0	0	0	0	0	0	0	0	0	0	0	0	151	26.9	32.3	25 to 35	70.2	6	4.0
14/05/2024	16:00	0	4	23	78	49	11	0	0	0	0	0	0	0	0	0	0	0	0	0	0	165	28.7	33.6	25 to 35	77.0	11	6.7
14/05/2024	17:00	1	12	35	109	75	19	0	0	0	0	0	0	0	0	0	0	0	0	0	0	251	28.5	33.7	25 to 35	73.3	19	7.6
14/05/2024	18:00	0	6	23	81	49	11	1	0	0	0	0	0	0	0	0	0	0	0	0	0	171	28.6	33.6	25 to 35	76.0	12	7.0
14/05/2024	19:00	0	3	14	44	28	12	3	0	0	0	0	0	0	0	0	0	0	0	0	0	104	29.4	34.8	25 to 35	69.2	15	14.4
14/05/2024	20:00	1	1	16	36	21	4	0	1	0	0	0	0	0	0	0	0	0	0	0	0	80	28.2	33.3	25 to 35	71.3	5	6.3
14/05/2024	21:00	2	0	7	29	11	4	0	0	0	0	0	0	0	0	0	0	0	0	0	0	53	28	33.2	25 to 35	75.5	4	7.5
14/05/2024	22:00	0	0	3	16	11	2	1	0	0	0	0	0	0	0	0	0	0	0	0	0	33	29.7	34.1	25 to 35	81.8	3	9.1
14/05/2024	23:00	0	0	2	10	10	4	1	0	0	0	0	0	0	0	0	0	0	0	0	0	27	30.9	36.2	25 to 35	74.1	5	18.5
24 Hr Summary		19	73	251	936	537	122	21	3	1	0	0	0	0	0	0	0	0	0	0	1963	28.5	33.6	25 to 35	75.0	147	7.5	

Incoming Histogram

2024 June Westfield Road Bolebec

from Mon-Apr-29-2024-11-00-AM to Thu-Jun-13-2024-09-59-AM

Date	Starting Hr:min	<15	15 to <20	20 to <25	25 to <30	30 to <35	35 to <40	40 to <45	45 to <50	50 to <55	55 to <60	60 to <65	65 to <70	70 to <75	75 to <80	80 to <85	85 to <90	90 to <95	95 to <100	100 to >105	Total Counts	Avg Speed (MPH)	85pet Speed	10MPH Pace	% in pace	# of Speeders	% Speeders
15/05/2024	00:00	0	1	2	2	2	1	1	0	0	0	0	0	0	0	0	0	0	0	0	9	28.7	40	20 to 30	44.4	2	22.2
15/05/2024	01:00	2	2	0	0	0	0	1	0	0	0	0	0	0	0	0	0	0	0	0	5	20	20	10 to 20	80.0	1	20.0
15/05/2024	02:00	0	0	0	0	0	1	1	0	0	0	0	0	0	0	0	0	0	0	0	2	39.5	45	35 to 45	100.0	2	100.0
15/05/2024	03:00	0	0	0	1	0	0	0	0	0	0	0	0	0	0	0	0	0	0	0	1	27	30	20 to 30	100.0	*	*
15/05/2024	04:00	0	1	0	2	0	1	0	0	0	0	0	0	0	0	0	0	0	0	0	4	27.3	30	20 to 30	50.0	1	25.0
15/05/2024	05:00	1	0	0	6	3	1	0	0	0	0	0	0	0	0	0	0	0	0	0	11	28.3	33.3	25 to 35	81.8	1	9.1
15/05/2024	06:00	0	1	3	10	16	1	0	0	0	0	0	0	0	0	0	0	0	0	0	31	29.5	33.8	25 to 35	83.9	1	3.2
15/05/2024	07:00	1	1	11	60	45	11	0	0	0	0	0	0	0	0	0	0	0	0	0	129	29.4	34.1	25 to 35	81.4	11	8.5
15/05/2024	08:00	0	4	28	77	42	6	0	0	0	0	0	0	0	0	0	0	0	0	0	157	28	32.9	25 to 35	75.8	6	3.8
15/05/2024	09:00	1	2	11	35	41	15	1	0	0	0	0	0	0	0	0	0	0	0	0	106	30	35	25 to 35	71.7	16	15.1
15/05/2024	10:00	0	2	11	43	29	6	3	0	0	0	0	0	0	0	0	0	0	0	0	94	29.3	34.1	25 to 35	76.6	9	9.6
15/05/2024	11:00	0	1	8	55	36	10	3	0	0	0	0	0	0	0	0	0	0	0	0	113	29.9	34.4	25 to 35	80.5	13	11.5
15/05/2024	12:00	0	5	14	64	33	8	1	1	0	0	0	0	0	0	0	0	0	0	0	126	28.7	33.6	25 to 35	77.0	10	7.9
15/05/2024	13:00	0	3	15	54	28	10	0	0	0	0	0	0	0	0	0	0	0	0	0	110	28.7	33.9	25 to 35	74.5	10	9.1
15/05/2024	14:00	1	3	12	44	29	9	2	0	0	0	0	0	0	0	0	0	0	0	0	100	29	34.3	25 to 35	73.0	11	11.0
15/05/2024	15:00	10	29	29	90	41	8	1	1	0	0	0	0	0	0	0	0	0	0	0	209	26.2	32.4	25 to 35	62.7	10	4.8
15/05/2024	16:00	0	7	18	91	53	21	1	0	0	0	0	0	0	0	0	0	0	0	0	191	29.2	34.3	25 to 35	75.4	22	11.5
15/05/2024	17:00	0	5	28	102	54	17	1	0	0	0	0	0	0	0	0	0	0	0	0	207	28.7	33.8	25 to 35	75.4	18	8.7
15/05/2024	18:00	1	4	16	96	64	20	2	0	0	0	0	0	0	0	0	0	0	0	0	203	29.5	34.4	25 to 35	78.8	22	10.8
15/05/2024	19:00	1	2	16	65	35	15	0	0	0	0	0	0	0	0	0	0	0	0	0	134	29	34.3	25 to 35	74.6	15	11.2
15/05/2024	20:00	0	2	13	25	25	6	0	0	0	0	0	0	0	0	0	0	0	0	0	71	28.8	34	25 to 35	70.4	6	8.5
15/05/2024	21:00	0	3	8	24	21	2	1	0	0	0	0	0	0	0	0	0	0	0	0	59	28.6	33.6	25 to 35	76.3	3	5.1
15/05/2024	22:00	0	0	4	24	11	3	0	0	0	0	0	0	0	0	0	0	0	0	0	42	29	33.6	25 to 35	83.3	3	7.1
15/05/2024	23:00	0	1	0	6	6	3	2	1	0	1	0	0	0	0	0	0	0	0	0	20	33.7	42.5	25 to 35	60.0	7	35.0
24 Hr Summary		18	79	247	976	614	175	21	3	0	1	0	0	0	0	0	0	0	0	0	2134	28.8	34	25 to 35	74.5	200	9.4

Incoming Histogram

2024 June Westfield Road Bolebec

from Mon-Apr-29-2024-11-00-AM to Thu-Jun-13-2024-09-59-AM

Date	Starting Hr:min	<15	15 to <20	20 to <25	25 to <30	30 to <35	35 to <40	40 to <45	45 to <50	50 to <55	55 to <60	60 to <65	65 to <70	70 to <75	75 to <80	80 to <85	85 to <90	90 to <95	95 to <100	100 to >105	Total Counts	Avg Speed (MPH)	85pet Speed	10MPH Pace	% in pace	# of Speeders	% Speeders	
16/05/2024	00:00	0	1	0	3	3	2	1	2	0	0	0	0	0	0	0	0	0	0	0	0	12	33.8	45	25 to 35	50.0	5	41.7
16/05/2024	01:00	0	2	0	1	1	0	0	0	0	0	0	0	0	0	0	0	0	0	0	0	4	23.5	30	10 to 20	50.0	*	*
16/05/2024	02:00	0	0	0	0	0	1	0	0	0	0	0	0	0	0	0	0	0	0	0	0	1	37	40	30 to 40	100.0	1	100.0
16/05/2024	03:00	0	0	0	1	0	0	0	0	0	0	0	0	0	0	0	0	0	0	0	0	1	27	30	20 to 30	100.0	*	*
16/05/2024	04:00	1	0	1	1	0	0	0	0	0	0	0	0	0	0	0	0	0	0	0	0	3	20.3	30	20 to 30	66.7	*	*
16/05/2024	05:00	0	0	0	2	0	4	1	0	0	0	0	0	0	0	0	0	0	0	0	0	7	35.1	40	35 to 45	71.4	5	71.4
16/05/2024	06:00	0	1	6	12	15	4	0	0	0	0	0	0	0	0	0	0	0	0	0	0	38	29.3	34.3	25 to 35	71.1	4	10.5
16/05/2024	07:00	0	4	13	62	42	9	1	0	0	0	0	0	0	0	0	0	0	0	0	0	131	29.1	33.8	25 to 35	79.4	10	7.6
16/05/2024	08:00	0	4	17	63	40	13	1	1	0	0	0	0	0	0	0	0	0	0	0	0	139	29.2	34.2	25 to 35	74.1	15	10.8
16/05/2024	09:00	2	4	14	50	33	8	1	0	0	0	0	0	0	0	0	0	0	0	0	0	112	28.5	33.8	25 to 35	74.1	9	8.0
16/05/2024	10:00	0	5	10	38	27	4	1	0	0	0	0	0	0	0	0	0	0	0	0	0	85	28.5	33.5	25 to 35	76.5	5	5.9
16/05/2024	11:00	0	3	8	39	31	10	1	0	0	0	0	0	0	0	0	0	0	0	0	0	92	29.6	34.5	25 to 35	76.1	11	12.0
16/05/2024	12:00	0	4	7	46	29	11	2	1	0	0	0	0	0	0	0	0	0	0	0	0	100	29.8	34.8	25 to 35	75.0	14	14.0
16/05/2024	13:00	3	4	13	62	43	9	2	0	0	0	0	0	0	0	0	0	0	0	0	0	136	28.8	34	25 to 35	77.2	11	8.1
16/05/2024	14:00	3	1	13	58	33	13	2	0	0	0	0	0	0	0	0	0	0	0	0	0	123	29.1	34.5	25 to 35	74.0	15	12.2
16/05/2024	15:00	8	16	23	67	44	13	1	0	0	0	0	0	0	0	0	0	0	0	0	0	172	27.3	33.6	25 to 35	64.5	14	8.1
16/05/2024	16:00	2	9	29	98	55	12	1	0	0	0	0	0	0	0	0	0	0	0	0	0	206	28.2	33.4	25 to 35	74.3	13	6.3
16/05/2024	17:00	1	9	24	114	67	15	3	0	0	0	0	0	0	0	0	0	0	0	0	0	233	28.8	33.7	25 to 35	77.7	18	7.7
16/05/2024	18:00	1	11	22	84	53	13	4	0	0	0	0	0	0	0	0	0	0	0	0	0	188	28.6	34	25 to 35	72.9	17	9.0
16/05/2024	19:00	0	3	13	51	50	23	2	0	0	0	0	0	0	0	0	0	0	0	0	0	142	30.4	35.9	25 to 35	71.1	25	17.6
16/05/2024	20:00	0	1	9	31	21	4	0	0	0	0	0	0	0	0	0	0	0	0	0	0	66	28.8	33.6	25 to 35	78.8	4	6.1
16/05/2024	21:00	0	1	5	26	21	5	3	0	0	0	0	0	0	0	0	0	0	0	0	0	61	30.1	34.8	25 to 35	77.0	8	13.1
16/05/2024	22:00	0	0	3	17	18	7	0	0	0	0	0	0	0	0	0	0	0	0	0	0	45	30.6	35	25 to 35	77.8	7	15.6
16/05/2024	23:00	0	0	1	12	7	1	2	0	0	0	0	0	0	0	0	0	0	0	0	0	23	30.3	35	25 to 35	82.6	3	13.0
24 Hr Summary		21	83	231	938	633	181	29	4	0	0	0	0	0	0	0	0	0	0	0	0	2120	29	34.2	25 to 35	74.1	214	10.1

Incoming Histogram

2024 June Westfield Road Bolebec

from Mon-Apr-29-2024-11-00-AM to Thu-Jun-13-2024-09-59-AM

Date	Starting Hr:min	<15	15 to <20	20 to <25	25 to <30	30 to <35	35 to <40	40 to <45	45 to <50	50 to <55	55 to <60	60 to <65	65 to <70	70 to <75	75 to <80	80 to <85	85 to <90	90 to <95	95 to <100	100 to >105	Total Counts	Avg Speed (MPH)	85pct Speed	10MPH Pace	% in pace	# of Speeders	% Speeders	
17/05/2024	00:00	0	0	2	4	3	2	1	0	0	0	0	0	0	0	0	0	0	0	0	0	12	30.6	37.5	25 to 35	58.3	3	25.0
17/05/2024	01:00	2	3	0	1	0	0	2	0	0	0	0	0	0	0	0	0	0	0	0	0	8	23.5	42.5	10 to 20	62.5	2	25.0
17/05/2024	02:00	0	0	0	0	1	0	1	0	0	0	0	0	0	0	0	0	0	0	0	0	2	37	45	25 to 35	50.0	1	50.0
17/05/2024	03:00	0	0	0	0	0	0	0	0	0	0	0	0	0	0	0	0	0	0	0	0	0	0	0	*	*	*	*
17/05/2024	04:00	1	0	2	1	2	0	0	0	0	0	0	0	0	0	0	0	0	0	0	0	6	24.8	32.5	20 to 30	50.0	*	*
17/05/2024	05:00	0	1	1	5	6	5	0	0	0	0	0	0	0	0	0	0	0	0	0	0	18	31	37	25 to 35	61.1	5	27.8
17/05/2024	06:00	0	2	3	10	5	3	1	0	0	0	0	0	0	0	0	0	0	0	0	0	24	28.8	35	25 to 35	62.5	4	16.7
17/05/2024	07:00	1	1	8	40	35	12	1	0	0	0	0	0	0	0	0	0	0	0	0	0	98	29.9	34.7	25 to 35	76.5	13	13.3
17/05/2024	08:00	2	3	12	59	41	8	3	0	0	0	0	0	0	0	0	0	0	0	0	0	128	29.1	34	25 to 35	78.1	11	8.6
17/05/2024	09:00	1	4	20	63	28	13	1	0	0	0	0	0	0	0	0	0	0	0	0	0	130	28.4	33.9	25 to 35	70.0	14	10.8
17/05/2024	10:00	3	3	8	41	40	11	1	0	0	0	0	0	0	0	0	0	0	0	0	0	107	29.4	34.5	25 to 35	75.7	12	11.2
17/05/2024	11:00	1	2	25	58	39	9	1	0	0	0	0	0	0	0	0	0	0	0	0	0	135	28.5	33.7	25 to 35	71.9	10	7.4
17/05/2024	12:00	2	12	23	64	40	6	0	0	0	0	0	0	0	0	0	0	0	0	0	0	147	27.4	33	25 to 35	70.7	6	4.1
17/05/2024	13:00	2	6	16	69	49	8	1	0	0	0	0	0	0	0	0	0	0	0	0	0	151	28.6	33.6	25 to 35	78.1	9	6.0
17/05/2024	14:00	1	2	16	74	53	13	1	0	0	0	0	0	0	0	0	0	0	0	0	0	160	29.3	34.1	25 to 35	79.4	14	8.8
17/05/2024	15:00	1	10	20	83	51	9	2	0	0	0	0	0	0	0	0	0	0	0	0	0	176	28.4	33.5	25 to 35	76.1	11	6.3
17/05/2024	16:00	1	7	22	95	41	19	6	0	0	0	0	0	0	0	0	0	0	0	0	0	191	29	34.5	25 to 35	71.2	25	13.1
17/05/2024	17:00	0	16	31	96	68	12	2	0	0	0	0	0	0	0	0	0	0	0	0	0	225	28.2	33.5	25 to 35	72.9	14	6.2
17/05/2024	18:00	0	6	16	69	49	13	1	0	0	0	0	0	0	0	0	0	0	0	0	0	154	29.1	34.1	25 to 35	76.6	14	9.1
17/05/2024	19:00	0	4	15	49	33	10	3	1	1	0	0	0	0	0	0	0	0	0	0	0	116	29.5	34.7	25 to 35	70.7	15	12.9
17/05/2024	20:00	0	2	11	35	20	11	0	1	0	0	0	0	0	0	0	0	0	0	0	0	80	29.4	35	25 to 35	68.8	12	15.0
17/05/2024	21:00	0	1	11	19	14	5	0	0	0	0	0	0	0	0	0	0	0	0	0	0	50	28.5	33.9	25 to 35	66.0	5	10.0
17/05/2024	22:00	0	1	5	21	12	4	0	0	0	0	0	0	0	0	0	0	0	0	0	0	43	28.9	34.2	25 to 35	76.7	4	9.3
17/05/2024	23:00	0	3	4	10	6	3	2	0	0	0	0	0	0	0	0	0	0	0	0	0	28	28.8	36.7	25 to 35	57.1	5	17.9
24 Hr Summary		18	89	271	966	636	176	30	2	1	0	0	0	0	0	0	0	0	0	0	2189	28.8	34.1	25 to 35	73.2	209	9.5	

Incoming Histogram

2024 June Westfield Road Bolebec

from Mon-Apr-29-2024-11-00-AM to Thu-Jun-13-2024-09-59-AM

Date	Starting Hr:min	<15	15 to <20	20 to <25	25 to <30	30 to <35	35 to <40	40 to <45	45 to <50	50 to <55	55 to <60	60 to <65	65 to <70	70 to <75	75 to <80	80 to <85	85 to <90	90 to <95	95 to <100	100 to >105	Total Counts	Avg Speed (MPH)	85pct Speed	10MPH Pace	% in pace	# of Speeders	% Speeders	
18/05/2024	00:00	0	0	3	6	3	2	1	0	0	0	0	0	0	0	0	0	0	0	0	0	15	29.5	37.5	20 to 30	60.0	3	20.0
18/05/2024	01:00	0	0	0	0	3	2	1	0	0	0	0	0	0	0	0	0	0	0	0	0	6	35.5	40	30 to 40	83.3	3	50.0
18/05/2024	02:00	0	0	1	0	1	0	0	0	0	0	0	0	0	0	0	0	0	0	0	0	2	27	35	15 to 25	50.0	*	*
18/05/2024	03:00	0	0	0	0	0	0	0	0	0	0	0	0	0	0	0	0	0	0	0	0	0	0	0	*	*	*	*
18/05/2024	04:00	0	0	0	0	1	1	0	0	0	0	0	0	0	0	0	0	0	0	0	0	2	34.5	40	30 to 40	100.0	1	50.0
18/05/2024	05:00	0	0	0	2	4	1	0	0	0	0	0	0	0	0	0	0	0	0	0	0	7	31.4	35	25 to 35	85.7	1	14.3
18/05/2024	06:00	1	0	0	2	2	2	0	0	0	0	0	0	0	0	0	0	0	0	0	0	7	29.1	37.5	25 to 35	57.1	2	28.6
18/05/2024	07:00	0	1	6	14	4	6	1	0	0	0	0	0	0	0	0	0	0	0	0	0	32	29.1	36.7	20 to 30	62.5	7	21.9
18/05/2024	08:00	0	5	4	26	14	4	1	0	0	0	0	0	0	0	0	0	0	0	0	0	54	28.4	33.9	25 to 35	74.1	5	9.3
18/05/2024	09:00	3	3	14	37	27	13	1	1	0	0	0	0	0	0	0	0	0	0	0	0	99	29	35	25 to 35	64.6	15	15.2
18/05/2024	10:00	3	3	12	58	54	9	1	0	0	0	0	0	0	0	0	0	0	0	0	0	140	29.1	34	25 to 35	80.0	10	7.1
18/05/2024	11:00	5	4	15	56	42	5	2	1	0	0	0	0	0	0	0	0	0	0	0	0	130	28.4	33.6	25 to 35	75.4	8	6.2
18/05/2024	12:00	0	2	20	72	42	16	2	0	0	0	0	0	0	0	0	0	0	0	0	0	154	29.3	34.4	25 to 35	74.0	18	11.7
18/05/2024	13:00	0	1	14	48	38	14	4	1	0	0	0	0	0	0	0	0	0	0	0	0	120	30.2	35.4	25 to 35	71.7	19	15.8
18/05/2024	14:00	0	3	22	58	45	12	1	0	0	0	0	0	0	0	0	0	0	0	0	0	141	29	34.1	25 to 35	73.0	13	9.2
18/05/2024	15:00	0	2	13	55	43	13	2	0	0	0	0	0	0	0	0	0	0	0	0	0	128	29.7	34.5	25 to 35	76.6	15	11.7
18/05/2024	16:00	0	4	15	65	44	15	2	0	0	0	0	0	0	0	0	0	0	0	0	0	145	29.4	34.4	25 to 35	75.2	17	11.7
18/05/2024	17:00	0	4	15	60	48	7	1	0	0	0	0	0	0	0	0	0	0	0	0	0	135	29	33.8	25 to 35	80.0	8	5.9
18/05/2024	18:00	0	5	23	51	54	10	1	0	0	0	0	0	0	0	0	0	0	0	0	0	144	29	34	25 to 35	72.9	11	7.6
18/05/2024	19:00	0	3	13	37	25	14	3	0	1	0	0	0	0	0	0	0	0	0	0	0	96	29.9	36.4	25 to 35	64.6	18	18.8
18/05/2024	20:00	0	0	2	28	16	4	1	0	0	0	0	0	0	0	0	0	0	0	0	0	51	29.9	34.1	25 to 35	86.3	5	9.8
18/05/2024	21:00	0	1	6	28	18	7	0	0	0	0	0	0	0	0	0	0	0	0	0	0	60	29.4	34.4	25 to 35	76.7	7	11.7
18/05/2024	22:00	0	1	2	23	13	2	0	0	0	0	0	0	0	0	0	0	0	0	0	0	41	29	33.5	25 to 35	87.8	2	4.9
18/05/2024	23:00	0	0	7	14	13	12	0	0	0	0	0	0	0	0	0	0	0	0	0	0	46	30.7	37.1	25 to 35	58.7	12	26.1
24 Hr Summary		12	42	207	740	554	171	25	3	1	0	0	0	0	0	0	0	0	0	0	1755	29.3	34.4	25 to 35	73.7	200	11.4	

Incoming Histogram

2024 June Westfield Road Bolebec

from Mon-Apr-29-2024-11-00-AM to Thu-Jun-13-2024-09-59-AM

Date	Starting Hr:min	<15	15 to <20	20 to <25	25 to <30	30 to <35	35 to <40	40 to <45	45 to <50	50 to <55	55 to <60	60 to <65	65 to <70	70 to <75	75 to <80	80 to <85	85 to <90	90 to <95	95 to <100	100 to >105	Total Counts	Avg Speed (MPH)	85pet Speed	10MPH Pace	% in pace	# of Speeders	% Speeders
19/05/2024	00:00	0	2	5	11	13	3	2	0	0	0	0	0	0	0	0	0	0	0	0	36	29.6	35	25 to 35	66.7	5	13.9
19/05/2024	01:00	0	0	2	3	1	3	0	0	0	0	0	0	0	0	0	0	0	0	0	9	30.1	38.3	20 to 30	55.6	3	33.3
19/05/2024	02:00	0	2	0	2	1	0	0	0	0	0	0	0	0	0	0	0	0	0	0	5	24.2	30	25 to 35	60.0	*	*
19/05/2024	03:00	0	0	0	1	0	1	0	0	0	0	0	0	0	0	0	0	0	0	0	2	32	40	20 to 30	50.0	1	50.0
19/05/2024	04:00	0	1	1	1	1	2	0	0	0	0	0	0	0	0	0	0	0	0	0	6	28.7	37.5	30 to 40	50.0	2	33.3
19/05/2024	05:00	0	0	0	1	1	1	0	1	0	0	0	0	0	0	0	0	0	0	0	4	35.8	40	25 to 35	50.0	2	50.0
19/05/2024	06:00	0	1	0	3	3	2	1	0	0	0	0	0	0	0	0	0	0	0	0	10	31.1	37.5	25 to 35	60.0	3	30.0
19/05/2024	07:00	0	1	0	5	7	3	1	0	0	0	0	0	0	0	0	0	0	0	0	17	31.4	36.7	25 to 35	70.6	4	23.5
19/05/2024	08:00	0	6	1	13	9	3	1	0	0	0	0	0	0	0	0	0	0	0	0	33	28.2	34.4	25 to 35	66.7	4	12.1
19/05/2024	09:00	1	0	6	39	15	10	2	1	0	0	0	0	0	0	0	0	0	0	0	74	29.9	36	25 to 35	73.0	13	17.6
19/05/2024	10:00	1	4	7	45	22	8	1	0	0	0	0	0	0	0	0	0	0	0	0	88	28.7	34.1	25 to 35	76.1	9	10.2
19/05/2024	11:00	1	1	14	63	29	8	0	0	0	0	0	0	0	0	0	0	0	0	0	116	28.6	33.4	25 to 35	79.3	8	6.9
19/05/2024	12:00	1	7	33	74	48	11	2	1	0	0	0	0	0	0	0	0	0	0	0	177	28.3	33.6	25 to 35	68.9	14	7.9
19/05/2024	13:00	2	6	28	65	27	19	1	0	0	0	0	0	0	0	0	0	0	0	0	148	28.2	34.6	20 to 30	62.8	20	13.5
19/05/2024	14:00	0	3	17	52	30	12	1	0	0	0	0	0	0	0	0	0	0	0	0	115	28.9	34.3	25 to 35	71.3	13	11.3
19/05/2024	15:00	0	3	19	46	37	11	1	0	0	0	0	0	0	0	0	0	0	0	0	117	29	34.2	25 to 35	70.9	12	10.3
19/05/2024	16:00	1	2	9	41	33	10	1	0	0	0	0	0	0	0	0	0	0	0	0	97	29.5	34.4	25 to 35	76.3	11	11.3
19/05/2024	17:00	0	1	7	37	25	8	2	0	0	0	0	0	0	0	0	0	0	0	0	80	29.8	34.6	25 to 35	77.5	10	12.5
19/05/2024	18:00	0	1	6	32	26	7	2	0	0	0	0	0	0	0	0	0	0	0	0	74	30	34.6	25 to 35	78.4	9	12.2
19/05/2024	19:00	0	0	2	27	29	6	3	1	0	0	0	0	0	0	0	0	0	0	0	68	31.2	35	25 to 35	82.4	10	14.7
19/05/2024	20:00	0	1	6	16	16	10	2	0	0	0	0	0	0	0	0	0	0	0	0	51	30.7	37	25 to 35	62.7	12	23.5
19/05/2024	21:00	0	0	8	17	9	3	1	1	0	0	0	0	0	0	0	0	0	0	0	39	29.1	34.4	25 to 35	66.7	5	12.8
19/05/2024	22:00	0	0	2	6	6	2	1	0	0	0	0	0	0	0	0	0	0	0	0	17	30.5	35	25 to 35	70.6	3	17.6
19/05/2024	23:00	0	1	2	3	4	0	0	0	0	0	0	0	0	0	0	0	0	0	0	10	27.2	32.5	25 to 35	70.0	*	*
24 Hr Summary		7	43	175	603	392	143	25	5	0	0	0	0	0	0	0	0	0	0	0	1393	29.2	34.5	25 to 35	71.4	173	12.4

Incoming Histogram

2024 June Westfield Road Bolebec

from Mon-Apr-29-2024-11-00-AM to Thu-Jun-13-2024-09-59-AM

Date	Starting Hr:min	<15	15 to <20	20 to <25	25 to <30	30 to <35	35 to <40	40 to <45	45 to <50	50 to <55	55 to <60	60 to <65	65 to <70	70 to <75	75 to <80	80 to <85	85 to <90	90 to <95	95 to <100	100 to >105	Total Counts	Avg Speed (MPH)	85pet Speed	10MPH Pace	% in pace	# of Speeders	% Speeders	
20/05/2024	00:00	0	0	0	3	0	2	0	1	0	0	0	0	0	0	0	0	0	0	0	0	6	33.8	40	20 to 30	50.0	3	50.0
20/05/2024	01:00	3	1	0	0	3	2	0	0	0	0	0	0	0	0	0	0	0	0	0	0	9	25	37.5	30 to 40	55.6	2	22.2
20/05/2024	02:00	0	0	0	0	0	0	0	0	0	0	0	0	0	0	0	0	0	0	0	0	0	0	0	*	*	*	*
20/05/2024	03:00	0	0	2	1	2	1	0	0	0	0	0	0	0	0	0	0	0	0	0	0	6	28.7	35	20 to 30	50.0	1	16.7
20/05/2024	04:00	0	0	0	1	1	0	1	0	0	0	0	0	0	0	0	0	0	0	0	0	3	33.7	45	25 to 35	66.7	1	33.3
20/05/2024	05:00	1	1	0	7	2	6	0	0	0	0	0	0	0	0	0	0	0	0	0	0	17	29.9	37.5	25 to 35	52.9	6	35.3
20/05/2024	06:00	0	3	2	15	10	4	1	0	0	0	0	0	0	0	0	0	0	0	0	0	35	29.2	35	25 to 35	71.4	5	14.3
20/05/2024	07:00	1	2	14	51	41	5	0	0	0	0	0	0	0	0	0	0	0	0	0	0	114	28.8	33.5	25 to 35	80.7	5	4.4
20/05/2024	08:00	0	2	18	72	61	7	1	0	0	0	0	0	0	0	0	0	0	0	0	0	161	29.2	33.7	25 to 35	82.6	8	5.0
20/05/2024	09:00	2	3	8	47	31	14	1	0	0	0	0	0	0	0	0	0	0	0	0	0	106	29.4	34.8	25 to 35	73.6	15	14.2
20/05/2024	10:00	2	6	13	46	20	6	0	0	0	0	0	0	0	0	0	0	0	0	0	0	93	27.5	33	25 to 35	71.0	6	6.5
20/05/2024	11:00	0	3	13	43	22	9	1	1	0	0	0	0	0	0	0	0	0	0	0	0	92	29	34.3	25 to 35	70.7	11	12.0
20/05/2024	12:00	3	5	22	52	28	7	2	0	0	0	0	0	0	0	0	0	0	0	0	0	119	27.7	33.4	25 to 35	67.2	9	7.6
20/05/2024	13:00	1	7	26	59	29	6	0	0	0	0	0	0	0	0	0	0	0	0	0	0	128	27.4	32.8	25 to 35	68.8	6	4.7
20/05/2024	14:00	1	3	15	49	27	9	1	0	0	0	0	0	0	0	0	0	0	0	0	0	105	28.6	33.9	25 to 35	72.4	10	9.5
20/05/2024	15:00	8	17	32	77	34	7	0	0	0	0	0	0	0	0	0	0	0	0	0	0	175	26.2	32.2	25 to 35	63.4	7	4.0
20/05/2024	16:00	1	7	28	90	46	15	1	0	0	0	0	0	0	0	0	0	0	0	0	0	188	28.4	33.7	25 to 35	72.3	16	8.5
20/05/2024	17:00	1	3	34	105	67	13	0	0	0	0	0	0	0	0	0	0	0	0	0	0	223	28.6	33.5	25 to 35	77.1	13	5.8
20/05/2024	18:00	2	5	17	65	42	19	0	0	0	0	0	0	0	0	0	0	0	0	0	0	150	29	34.6	25 to 35	71.3	19	12.7
20/05/2024	19:00	0	3	16	50	42	14	2	0	0	0	0	0	0	0	0	0	0	0	0	0	127	29.6	34.6	25 to 35	72.4	16	12.6
20/05/2024	20:00	0	3	9	29	24	8	1	0	0	0	0	0	0	0	0	0	0	0	0	0	74	29.3	34.6	25 to 35	71.6	9	12.2
20/05/2024	21:00	0	1	2	35	15	1	2	0	0	0	0	0	0	0	0	0	0	0	0	0	56	29.1	33.3	25 to 35	89.3	3	5.4
20/05/2024	22:00	0	0	4	12	14	2	0	0	0	0	0	0	0	0	0	0	0	0	0	0	32	29.6	33.9	25 to 35	81.3	2	6.3
20/05/2024	23:00	0	1	2	11	5	2	0	0	0	0	0	0	0	0	0	0	0	0	0	0	21	28.6	34	25 to 35	76.2	2	9.5
24 Hr Summary		26	76	277	920	566	159	14	2	0	0	0	0	0	0	0	0	0	0	0	2040	28.5	33.8	25 to 35	72.8	175	8.6	

Incoming Histogram

2024 June Westfield Road Bolebec

from Mon-Apr-29-2024-11-00-AM to Thu-Jun-13-2024-09-59-AM

Date	Starting Hr:min	<15	15 to <20	20 to <25	25 to <30	30 to <35	35 to <40	40 to <45	45 to <50	50 to <55	55 to <60	60 to <65	65 to <70	70 to <75	75 to <80	80 to <85	85 to <90	90 to <95	95 to <100	100 to >105	Total Counts	Avg Speed (MPH)	85pet Speed	10MPH Pace	% in pace	# of Speeders	% Speeders	
21/05/2024	00:00	0	0	0	6	1	0	0	0	0	0	0	0	0	0	0	0	0	0	0	0	7	27.9	30	25 to 35	100.0	*	*
21/05/2024	01:00	6	1	0	2	0	0	1	0	0	0	0	0	0	0	0	0	0	0	0	0	10	18.8	27.5	10 to 20	70.0	1	10.0
21/05/2024	02:00	0	0	2	0	0	0	0	0	0	0	0	0	0	0	0	0	0	0	0	0	2	22	25	15 to 25	100.0	*	*
21/05/2024	03:00	0	0	1	0	0	0	1	0	0	0	0	0	0	0	0	0	0	0	0	0	2	32	45	15 to 25	50.0	1	50.0
21/05/2024	04:00	0	1	0	0	0	1	0	0	0	0	0	0	0	0	0	0	0	0	0	0	2	27	40	10 to 20	50.0	1	50.0
21/05/2024	05:00	1	0	1	8	2	1	2	0	0	0	0	0	0	0	0	0	0	0	0	0	15	29.2	40	25 to 35	66.7	3	20.0
21/05/2024	06:00	1	0	2	16	10	1	1	0	0	0	0	0	0	0	0	0	0	0	0	0	31	29	33.5	25 to 35	83.9	2	6.5
21/05/2024	07:00	1	3	14	52	39	9	1	0	0	0	0	0	0	0	0	0	0	0	0	0	119	29	34	25 to 35	76.5	10	8.4
21/05/2024	08:00	1	7	30	77	49	3	0	0	0	0	0	0	0	0	0	0	0	0	0	0	167	27.7	32.8	25 to 35	75.4	3	1.8
21/05/2024	09:00	0	0	13	43	24	7	1	0	0	0	0	0	0	0	0	0	0	0	0	0	88	29	34	25 to 35	76.1	8	9.1
21/05/2024	10:00	1	6	12	41	17	4	1	0	0	0	0	0	0	0	0	0	0	0	0	0	82	27.5	32.9	25 to 35	70.7	5	6.1
21/05/2024	11:00	2	2	7	45	21	7	2	0	0	0	0	0	0	0	0	0	0	0	0	0	86	28.8	34	25 to 35	76.7	9	10.5
21/05/2024	12:00	3	4	14	60	33	9	0	0	0	0	0	0	0	0	0	0	0	0	0	0	123	28.3	33.6	25 to 35	75.6	9	7.3
21/05/2024	13:00	2	7	20	67	44	10	3	0	0	0	0	0	0	0	0	0	0	0	0	0	153	28.5	33.9	25 to 35	72.5	13	8.5
21/05/2024	14:00	0	3	14	47	23	8	0	0	0	0	0	0	0	0	0	0	0	0	0	0	95	28.4	33.7	25 to 35	73.7	8	8.4
21/05/2024	15:00	4	13	28	62	32	5	1	0	0	0	0	0	0	0	0	0	0	0	0	0	145	26.7	32.5	25 to 35	64.8	6	4.1
21/05/2024	16:00	1	4	35	103	45	11	1	0	0	0	0	0	0	0	0	0	0	0	0	0	200	28.1	33	25 to 35	74.0	12	6.0
21/05/2024	17:00	1	9	28	101	60	9	1	0	0	0	0	0	0	0	0	0	0	0	0	0	209	28.2	33.2	25 to 35	77.0	10	4.8
21/05/2024	18:00	0	6	17	73	52	15	0	0	0	0	0	0	0	0	0	0	0	0	0	0	163	29.1	34.1	25 to 35	76.7	15	9.2
21/05/2024	19:00	0	1	11	54	33	11	3	0	0	0	0	0	0	0	0	0	0	0	0	0	113	29.7	34.5	25 to 35	77.0	14	12.4
21/05/2024	20:00	0	4	6	37	13	14	0	0	0	0	0	0	0	0	0	0	0	0	0	0	74	29.3	36.1	25 to 35	67.6	14	18.9
21/05/2024	21:00	0	0	4	21	12	3	1	0	0	0	0	0	0	0	0	0	0	0	0	0	41	29.5	34.2	25 to 35	80.5	4	9.8
21/05/2024	22:00	0	0	3	11	8	4	1	0	0	0	0	0	0	0	0	0	0	0	0	0	27	30.3	36.2	25 to 35	70.4	5	18.5
21/05/2024	23:00	0	0	1	11	8	1	0	0	0	0	0	0	0	0	0	0	0	0	0	0	21	29.5	33.8	25 to 35	90.5	1	4.8
24 Hr Summary		24	71	263	937	526	133	21	0	0	0	0	0	0	0	0	0	0	0	0	0	1975	28.4	33.7	25 to 35	74.1	154	7.8

Incoming Histogram

2024 June Westfield Road Bolebec

from Mon-Apr-29-2024-11-00-AM to Thu-Jun-13-2024-09-59-AM

Date	Starting Hr:min	<15	15 to <20	20 to <25	25 to <30	30 to <35	35 to <40	40 to <45	45 to <50	50 to <55	55 to <60	60 to <65	65 to <70	70 to <75	75 to <80	80 to <85	85 to <90	90 to <95	95 to <100	100 to >105	Total Counts	Avg Speed (MPH)	85pct Speed	10MPH Pace	% in pace	# of Speeders	% Speeders
22/05/2024	00:00	0	0	2	4	2	6	0	0	0	0	0	0	0	0	0	0	0	0	0	14	31.6	38.3	30 to 40	57.1	6	42.9
22/05/2024	01:00	6	3	0	0	2	0	0	0	0	0	0	0	0	0	0	0	0	0	0	11	17.3	20	10 to 20	81.8	*	*
22/05/2024	02:00	0	1	0	0	0	0	0	0	0	0	0	0	0	0	0	0	0	0	0	1	17	20	10 to 20	100.0	*	*
22/05/2024	03:00	1	0	1	0	0	1	0	0	0	0	0	0	0	0	0	0	0	0	0	3	23.7	40	5 to 15	33.3	1	33.3
22/05/2024	04:00	1	0	1	2	0	0	0	0	0	0	0	0	0	0	0	0	0	0	0	4	22	27.5	20 to 30	75.0	*	*
22/05/2024	05:00	0	0	1	7	3	2	0	0	0	0	0	0	0	0	0	0	0	0	0	13	29.5	35	25 to 35	76.9	2	15.4
22/05/2024	06:00	0	0	4	12	6	1	0	0	0	0	0	0	0	0	0	0	0	0	0	23	28.2	33.3	25 to 35	78.3	1	4.3
22/05/2024	07:00	2	2	13	55	31	8	0	0	0	0	0	0	0	0	0	0	0	0	0	111	28.5	33.5	25 to 35	77.5	8	7.2
22/05/2024	08:00	0	2	24	79	48	5	0	0	0	0	0	0	0	0	0	0	0	0	0	158	28.4	33	25 to 35	80.4	5	3.2
22/05/2024	09:00	1	2	12	59	26	7	3	0	0	0	0	0	0	0	0	0	0	0	0	110	28.8	33.8	25 to 35	77.3	10	9.1
22/05/2024	10:00	0	1	15	47	19	2	0	0	0	0	0	0	0	0	0	0	0	0	0	84	27.8	32.1	25 to 35	78.6	2	2.4
22/05/2024	11:00	0	3	11	45	19	6	0	0	0	0	0	0	0	0	0	0	0	0	0	84	28.3	33.2	25 to 35	76.2	6	7.1
22/05/2024	12:00	0	6	17	44	35	6	0	0	0	0	0	0	0	0	0	0	0	0	0	108	28.3	33.6	25 to 35	73.1	6	5.6
22/05/2024	13:00	1	1	14	49	43	6	2	0	0	0	0	0	0	0	0	0	0	0	0	116	29.3	34	25 to 35	79.3	8	6.9
22/05/2024	14:00	0	4	8	48	28	5	0	0	0	0	0	0	0	0	0	0	0	0	0	93	28.6	33.4	25 to 35	81.7	5	5.4
22/05/2024	15:00	5	8	23	94	29	3	0	0	0	0	0	0	0	0	0	0	0	0	0	162	26.9	31.4	25 to 35	75.9	3	1.9
22/05/2024	16:00	4	14	28	84	54	11	2	0	0	0	0	0	0	0	0	0	0	0	0	197	27.8	33.4	25 to 35	70.1	13	6.6
22/05/2024	17:00	0	5	29	102	59	20	0	0	0	0	0	0	0	0	0	0	0	0	0	215	28.9	34	25 to 35	74.9	20	9.3
22/05/2024	18:00	0	2	20	95	57	12	0	0	0	0	0	0	0	0	0	0	0	0	0	186	29	33.6	25 to 35	81.7	12	6.5
22/05/2024	19:00	0	2	6	49	29	10	1	0	0	0	0	0	0	0	0	0	0	0	0	97	29.6	34.3	25 to 35	80.4	11	11.3
22/05/2024	20:00	1	1	8	26	29	8	1	0	0	0	0	0	0	0	0	0	0	0	0	74	29.8	34.7	25 to 35	74.3	9	12.2
22/05/2024	21:00	0	0	3	21	20	5	4	0	0	0	0	0	0	0	0	0	0	0	0	53	31.1	36	25 to 35	77.4	9	17.0
22/05/2024	22:00	0	1	6	23	15	3	0	0	0	0	0	0	0	0	0	0	0	0	0	48	28.8	33.7	25 to 35	79.2	3	6.3
22/05/2024	23:00	0	0	2	11	5	4	0	0	0	0	0	0	0	0	0	0	0	0	0	22	29.9	36.2	25 to 35	72.7	4	18.2
24 Hr Summary		22	58	248	956	559	131	13	0	0	0	0	0	0	0	0	0	0	0	0	1987	28.5	33.6	25 to 35	76.2	144	7.2

Incoming Histogram

2024 June Westfield Road Bolebec

from Mon-Apr-29-2024-11-00-AM to Thu-Jun-13-2024-09-59-AM

Date	Starting Hr:min	<15	15 to <20	20 to <25	25 to <30	30 to <35	35 to <40	40 to <45	45 to <50	50 to <55	55 to <60	60 to <65	65 to <70	70 to <75	75 to <80	80 to <85	85 to <90	90 to <95	95 to <100	100 to >105	Total Counts	Avg Speed (MPH)	85pet Speed	10MPH Pace	% in pace	# of Speeders	% Speeders	
23/05/2024	00:00	0	0	0	4	2	2	0	0	0	0	0	0	0	0	0	0	0	0	0	0	8	30.9	37.5	25 to 35	75.0	2	25.0
23/05/2024	01:00	5	3	0	1	1	1	0	0	0	0	0	0	0	0	0	0	0	0	0	0	11	19.1	30	10 to 20	72.7	1	9.1
23/05/2024	02:00	0	0	0	0	0	1	0	0	0	0	0	0	0	0	0	0	0	0	0	0	1	37	40	30 to 40	100.0	1	100.0
23/05/2024	03:00	0	0	1	0	0	0	0	1	0	0	0	0	0	0	0	0	0	0	0	0	2	34.5	50	15 to 25	50.0	1	50.0
23/05/2024	04:00	0	0	0	0	0	0	0	0	0	0	0	0	0	0	0	0	0	0	0	0	0	0	0	*	*	*	*
23/05/2024	05:00	1	0	3	7	4	2	1	0	0	0	0	0	0	0	0	0	0	0	0	0	18	28.6	35	25 to 35	61.1	3	16.7
23/05/2024	06:00	0	2	4	16	7	1	2	0	0	0	0	0	0	0	0	0	0	0	0	0	32	28.5	33.6	25 to 35	71.9	3	9.4
23/05/2024	07:00	0	0	14	74	39	10	0	0	0	0	0	0	0	0	0	0	0	0	0	0	137	29.1	33.6	25 to 35	82.5	10	7.3
23/05/2024	08:00	0	6	15	83	45	6	0	0	0	0	0	0	0	0	0	0	0	0	0	0	155	28.4	33.1	25 to 35	82.6	6	3.9
23/05/2024	09:00	0	2	9	42	37	6	0	0	0	0	0	0	0	0	0	0	0	0	0	0	96	29.3	33.9	25 to 35	82.3	6	6.3
23/05/2024	10:00	3	4	10	43	28	9	2	0	0	0	0	0	0	0	0	0	0	0	0	0	99	28.7	34.3	25 to 35	71.7	11	11.1
23/05/2024	11:00	0	0	20	59	28	9	0	0	0	0	0	0	0	0	0	0	0	0	0	0	116	28.6	33.6	25 to 35	75.0	9	7.8
23/05/2024	12:00	1	5	12	49	28	8	2	0	0	0	0	0	0	0	0	0	0	0	0	0	105	28.6	33.9	25 to 35	73.3	10	9.5
23/05/2024	13:00	0	3	18	61	25	10	1	1	0	0	0	0	0	0	0	0	0	0	0	0	119	28.6	33.8	25 to 35	72.3	12	10.1
23/05/2024	14:00	1	3	8	61	33	4	0	0	0	0	0	0	0	0	0	0	0	0	0	0	110	28.6	33.2	25 to 35	85.5	4	3.6
23/05/2024	15:00	3	8	21	64	41	7	2	0	0	0	0	0	0	0	0	0	0	0	0	0	146	28	33.4	25 to 35	71.9	9	6.2
23/05/2024	16:00	1	7	29	92	55	13	2	0	0	0	0	0	0	0	0	0	0	0	0	0	199	28.5	33.6	25 to 35	73.9	15	7.5
23/05/2024	17:00	1	5	34	110	68	15	0	0	0	0	0	0	0	0	0	0	0	0	0	0	233	28.6	33.5	25 to 35	76.4	15	6.4
23/05/2024	18:00	1	4	33	76	56	16	2	0	0	0	0	0	0	0	0	0	0	0	0	0	188	28.8	34.1	25 to 35	70.2	18	9.6
23/05/2024	19:00	0	5	18	52	37	16	0	0	0	0	0	0	0	0	0	0	0	0	0	0	128	29.1	34.6	25 to 35	69.5	16	12.5
23/05/2024	20:00	0	5	17	43	19	5	1	0	0	0	0	0	0	0	0	0	0	0	0	0	90	27.7	32.9	25 to 35	68.9	6	6.7
23/05/2024	21:00	0	2	5	31	11	4	1	1	0	0	0	0	0	0	0	0	0	0	0	0	55	29	34.1	25 to 35	76.4	6	10.9
23/05/2024	22:00	0	0	3	28	11	5	0	1	0	0	0	0	0	0	0	0	0	0	0	0	48	29.7	34.5	25 to 35	81.3	6	12.5
23/05/2024	23:00	0	0	3	4	5	8	1	0	0	0	0	0	0	0	0	0	0	0	0	0	21	32.3	38.8	30 to 40	61.9	9	42.9
24 Hr Summary		17	64	277	1000	580	158	17	4	0	0	0	0	0	0	0	0	0	0	0	0	2117	28.7	33.8	25 to 35	74.6	179	8.5

Incoming Histogram

2024 June Westfield Road Bolebec

from Mon-Apr-29-2024-11-00-AM to Thu-Jun-13-2024-09-59-AM

Date	Starting Hr:min	<15	15 to <20	20 to <25	25 to <30	30 to <35	35 to <40	40 to <45	45 to <50	50 to <55	55 to <60	60 to <65	65 to <70	70 to <75	75 to <80	80 to <85	85 to <90	90 to <95	95 to <100	100 to >105	Total Counts	Avg Speed (MPH)	85pct Speed	10MPH Pace	% in pace	# of Speeders	% Speeders	
24/05/2024	00:00	0	0	0	3	7	3	0	0	0	0	0	0	0	0	0	0	0	0	0	0	13	32.4	36.7	25 to 35	76.9	3	23.1
24/05/2024	01:00	1	4	0	2	1	1	1	0	0	0	0	0	0	0	0	0	0	0	0	0	10	24.8	35	10 to 20	50.0	2	20.0
24/05/2024	02:00	0	0	3	1	2	2	0	0	0	0	0	0	0	0	0	0	0	0	0	0	8	29.3	37.5	20 to 30	50.0	2	25.0
24/05/2024	03:00	0	0	1	0	1	1	0	1	0	0	0	0	0	0	0	0	0	0	0	0	4	34.5	40	30 to 40	50.0	2	50.0
24/05/2024	04:00	0	0	0	1	1	0	0	0	0	0	0	0	0	0	0	0	0	0	0	0	2	29.5	35	25 to 35	100.0	*	*
24/05/2024	05:00	0	0	2	8	8	3	1	0	0	0	0	0	0	0	0	0	0	0	0	0	22	30.8	36.7	25 to 35	72.7	4	18.2
24/05/2024	06:00	0	1	2	9	6	5	2	0	0	0	0	0	0	0	0	0	0	0	0	0	25	30.9	38	25 to 35	60.0	7	28.0
24/05/2024	07:00	0	2	11	56	29	11	1	0	0	0	0	0	0	0	0	0	0	0	0	0	110	29.2	34.3	25 to 35	77.3	12	10.9
24/05/2024	08:00	1	1	11	61	40	12	1	0	0	0	0	0	0	0	0	0	0	0	0	0	127	29.5	34.2	25 to 35	79.5	13	10.2
24/05/2024	09:00	4	4	10	56	31	8	2	0	0	0	0	0	0	0	0	0	0	0	0	0	115	28.4	33.9	25 to 35	75.7	10	8.7
24/05/2024	10:00	1	3	11	34	25	7	1	0	0	0	0	0	0	0	0	0	0	0	0	0	82	28.8	34.2	25 to 35	72.0	8	9.8
24/05/2024	11:00	1	3	7	66	25	9	1	0	0	0	0	0	0	0	0	0	0	0	0	0	112	28.8	33.6	25 to 35	81.3	10	8.9
24/05/2024	12:00	2	4	20	71	31	8	1	0	0	0	0	0	0	0	0	0	0	0	0	0	137	28	33.1	25 to 35	74.5	9	6.6
24/05/2024	13:00	3	4	18	71	28	11	1	0	0	0	0	0	0	0	0	0	0	0	0	0	136	28.1	33.6	25 to 35	72.8	12	8.8
24/05/2024	14:00	2	4	25	52	38	6	1	0	0	0	0	0	0	0	0	0	0	0	0	0	128	28	33.4	25 to 35	70.3	7	5.5
24/05/2024	15:00	6	7	27	76	46	15	0	1	0	0	0	0	0	0	0	0	0	0	0	0	178	28.1	33.8	25 to 35	68.5	16	9.0
24/05/2024	16:00	0	4	24	96	41	8	1	0	0	0	0	0	0	0	0	0	0	0	0	0	174	28.3	32.9	25 to 35	78.7	9	5.2
24/05/2024	17:00	0	5	29	93	51	16	2	0	0	0	0	0	0	0	0	0	0	0	0	0	196	28.8	33.9	25 to 35	73.5	18	9.2
24/05/2024	18:00	0	3	25	59	40	8	1	0	0	0	0	0	0	0	0	0	0	0	0	0	136	28.5	33.6	25 to 35	72.8	9	6.6
24/05/2024	19:00	0	0	8	50	42	16	0	1	0	0	0	0	0	0	0	0	0	0	0	0	117	30.5	34.9	25 to 35	78.6	17	14.5
24/05/2024	20:00	0	1	6	39	22	8	5	0	0	0	0	0	0	0	0	0	0	0	0	0	81	30.2	35.6	25 to 35	75.3	13	16.0
24/05/2024	21:00	0	0	3	16	14	3	0	0	0	0	0	0	0	0	0	0	0	0	0	0	36	29.8	34.3	25 to 35	83.3	3	8.3
24/05/2024	22:00	0	0	4	16	12	8	1	0	0	0	0	0	0	0	0	0	0	0	0	0	41	30.7	36.9	25 to 35	68.3	9	22.0
24/05/2024	23:00	0	2	4	10	10	5	1	0	0	0	0	0	0	0	0	0	0	0	0	0	32	29.7	36	25 to 35	62.5	6	18.8
24 Hr Summary		21	52	251	946	551	174	24	3	0	0	0	0	0	0	0	0	0	0	0	0	2022	28.8	34.1	25 to 35	74.0	201	9.9

Incoming Histogram

2024 June Westfield Road Bolebec

from Mon-Apr-29-2024-11-00-AM to Thu-Jun-13-2024-09-59-AM

Date	Starting Hr:min	<15	15 to <20	20 to <25	25 to <30	30 to <35	35 to <40	40 to <45	45 to <50	50 to <55	55 to <60	60 to <65	65 to <70	70 to <75	75 to <80	80 to <85	85 to <90	90 to <95	95 to <100	100 to >105	Total Counts	Avg Speed (MPH)	85pet Speed	10MPH Pace	% in pace	# of Speeders	% Speeders
25/05/2024	00:00	0	0	1	12	12	8	1	1	0	0	0	0	0	0	0	0	0	0	0	35	32.2	38.1	25 to 35	68.6	10	28.6
25/05/2024	01:00	0	0	1	4	4	1	3	0	0	0	0	0	0	0	0	0	0	0	0	13	32.6	41.7	25 to 35	61.5	4	30.8
25/05/2024	02:00	0	1	3	2	2	0	0	0	0	0	0	0	0	0	0	0	0	0	0	8	25.3	32.5	20 to 30	62.5	*	*
25/05/2024	03:00	0	0	0	1	2	1	0	0	0	0	0	0	0	0	0	0	0	0	0	4	32	35	25 to 35	75.0	1	25.0
25/05/2024	04:00	0	0	0	0	1	1	0	0	0	0	0	0	0	0	0	0	0	0	0	2	34.5	40	30 to 40	100.0	1	50.0
25/05/2024	05:00	0	0	0	1	1	2	0	0	0	0	0	0	0	0	0	0	0	0	0	4	33.5	37.5	30 to 40	75.0	2	50.0
25/05/2024	06:00	0	0	2	3	2	1	0	0	0	0	0	0	0	0	0	0	0	0	0	8	28.4	35	20 to 30	62.5	1	12.5
25/05/2024	07:00	0	0	3	12	8	3	1	0	0	0	0	0	0	0	0	0	0	0	0	27	30	35	25 to 35	74.1	4	14.8
25/05/2024	08:00	0	1	3	24	13	10	1	0	0	0	0	0	0	0	0	0	0	0	0	52	30.4	36.5	25 to 35	71.2	11	21.2
25/05/2024	09:00	1	2	11	37	30	10	1	0	0	0	0	0	0	0	0	0	0	0	0	92	29.4	34.5	25 to 35	72.8	11	12.0
25/05/2024	10:00	0	5	15	58	35	9	1	0	0	0	0	0	0	0	0	0	0	0	0	123	28.7	33.9	25 to 35	75.6	10	8.1
25/05/2024	11:00	4	9	12	62	48	13	3	0	0	0	0	0	0	0	0	0	0	0	0	151	28.8	34.3	25 to 35	72.8	16	10.6
25/05/2024	12:00	1	5	15	48	33	13	1	0	0	0	0	0	0	0	0	0	0	0	0	116	28.9	34.5	25 to 35	69.8	14	12.1
25/05/2024	13:00	0	11	16	67	45	16	0	1	0	0	0	0	0	0	0	0	0	0	0	156	28.8	34.3	25 to 35	71.8	17	10.9
25/05/2024	14:00	0	1	20	55	28	12	1	0	0	0	0	0	0	0	0	0	0	0	0	117	28.9	34.1	25 to 35	70.9	13	11.1
25/05/2024	15:00	0	3	16	44	28	9	2	0	0	0	0	0	0	0	0	0	0	0	0	102	28.9	34.3	25 to 35	70.6	11	10.8
25/05/2024	16:00	0	3	9	45	31	14	2	0	0	0	0	0	0	0	0	0	0	0	0	104	29.8	35	25 to 35	73.1	16	15.4
25/05/2024	17:00	0	2	11	47	36	18	2	0	0	0	0	0	0	0	0	0	0	0	0	116	30.2	35.8	25 to 35	71.6	20	17.2
25/05/2024	18:00	0	1	7	32	31	7	1	0	0	0	0	0	0	0	0	0	0	0	0	79	29.9	34.4	25 to 35	79.7	8	10.1
25/05/2024	19:00	0	2	13	29	39	6	3	0	0	0	0	0	0	0	0	0	0	0	0	92	29.8	34.4	25 to 35	73.9	9	9.8
25/05/2024	20:00	0	0	3	11	20	3	2	1	0	0	0	0	0	0	0	0	0	0	0	40	31.5	35	25 to 35	77.5	6	15.0
25/05/2024	21:00	0	1	3	20	10	4	3	0	0	0	0	0	0	0	0	0	0	0	0	41	30.1	36.2	25 to 35	73.2	7	17.1
25/05/2024	22:00	0	0	6	18	16	2	2	0	0	0	0	0	0	0	0	0	0	0	0	44	29.7	34.1	25 to 35	77.3	4	9.1
25/05/2024	23:00	0	0	0	15	6	7	0	2	0	0	0	0	0	0	0	0	0	0	0	30	32	38.6	25 to 35	70.0	9	30.0
24 Hr Summary		6	47	170	647	481	170	30	5	0	0	0	0	0	0	0	0	0	0	0	1556	29.5	34.7	25 to 35	72.5	205	13.2

Incoming Histogram

2024 June Westfield Road Bolebec

from Mon-Apr-29-2024-11-00-AM to Thu-Jun-13-2024-09-59-AM

Date	Starting Hr:min	<15	15 to <20	20 to <25	25 to <30	30 to <35	35 to <40	40 to <45	45 to <50	50 to <55	55 to <60	60 to <65	65 to <70	70 to <75	75 to <80	80 to <85	85 to <90	90 to <95	95 to <100	100 to >105	Total Counts	Avg Speed (MPH)	85pet Speed	10MPH Pace	% in pace	# of Speeders	% Speeders	
26/05/2024	00:00	0	0	4	10	8	1	1	1	0	0	0	0	0	0	0	0	0	0	0	0	25	30	34.4	25 to 35	72.0	3	12.0
26/05/2024	01:00	0	0	2	1	4	3	0	1	0	0	0	0	0	0	0	0	0	0	0	0	11	32.5	38.3	30 to 40	63.6	4	36.4
26/05/2024	02:00	0	0	0	1	1	0	0	0	0	0	0	0	0	0	0	0	0	0	0	0	2	29.5	35	25 to 35	100.0	*	*
26/05/2024	03:00	0	0	0	1	0	0	0	0	0	0	0	0	0	0	0	0	0	0	0	0	1	27	30	20 to 30	100.0	*	*
26/05/2024	04:00	0	0	0	1	2	0	0	0	0	0	0	0	0	0	0	0	0	0	0	0	3	30.7	35	25 to 35	100.0	*	*
26/05/2024	05:00	0	0	0	0	2	1	0	0	0	0	0	0	0	0	0	0	0	0	0	0	3	34	40	30 to 40	100.0	1	33.3
26/05/2024	06:00	0	0	0	3	1	2	1	0	0	0	0	0	0	0	0	0	0	0	0	0	7	33	40	25 to 35	57.1	3	42.9
26/05/2024	07:00	0	1	3	10	2	1	0	0	0	0	0	0	0	0	0	0	0	0	0	0	17	26.9	30	20 to 30	76.5	1	5.9
26/05/2024	08:00	0	1	4	15	11	1	2	0	0	0	0	0	0	0	0	0	0	0	0	0	34	29.3	34.1	25 to 35	76.5	3	8.8
26/05/2024	09:00	1	0	1	16	8	8	2	1	0	0	0	0	0	0	0	0	0	0	0	0	37	31.4	38.1	25 to 35	64.9	11	29.7
26/05/2024	10:00	0	1	7	37	29	4	0	0	0	0	0	0	0	0	0	0	0	0	0	0	78	29.2	33.6	25 to 35	84.6	4	5.1
26/05/2024	11:00	0	4	13	39	32	12	3	0	0	0	0	0	0	0	0	0	0	0	0	0	103	29.6	35	25 to 35	68.9	15	14.6
26/05/2024	12:00	0	3	15	63	33	13	2	0	0	0	0	0	0	0	0	0	0	0	0	0	129	29.2	34.4	25 to 35	74.4	15	11.6
26/05/2024	13:00	0	4	14	41	32	7	3	0	0	0	0	0	0	0	0	0	0	0	0	0	101	29.1	34.2	25 to 35	72.3	10	9.9
26/05/2024	14:00	0	3	19	49	42	9	0	0	1	0	0	0	0	0	0	0	0	0	0	0	123	29.1	34	25 to 35	74.0	10	8.1
26/05/2024	15:00	1	2	11	55	31	11	7	0	0	0	0	0	0	0	0	0	0	0	0	0	118	29.8	35	25 to 35	72.9	18	15.3
26/05/2024	16:00	0	1	14	40	35	3	3	0	0	0	0	0	0	0	0	0	0	0	0	0	96	29.2	33.9	25 to 35	78.1	6	6.3
26/05/2024	17:00	0	1	8	26	21	13	2	0	0	0	0	0	0	0	0	0	0	0	0	0	71	30.5	36.5	25 to 35	66.2	15	21.1
26/05/2024	18:00	0	0	6	27	24	12	4	1	0	0	0	0	0	0	0	0	0	0	0	0	74	31.4	37.5	25 to 35	68.9	17	23.0
26/05/2024	19:00	0	2	8	22	27	6	1	0	0	0	0	0	0	0	0	0	0	0	0	0	66	29.7	34.4	25 to 35	74.2	7	10.6
26/05/2024	20:00	0	0	3	17	13	11	1	0	0	0	0	0	0	0	0	0	0	0	0	0	45	31.3	37.3	25 to 35	66.7	12	26.7
26/05/2024	21:00	0	0	3	19	14	6	2	0	0	0	0	0	0	0	0	0	0	0	0	0	44	30.7	35.8	25 to 35	75.0	8	18.2
26/05/2024	22:00	0	0	2	5	11	3	1	0	0	0	0	0	0	0	0	0	0	0	0	0	22	31.5	36.7	25 to 35	72.7	4	18.2
26/05/2024	23:00	0	0	2	4	5	2	2	0	0	0	0	0	0	0	0	0	0	0	0	0	15	31.7	40	25 to 35	60.0	4	26.7
24 Hr Summary		2	23	139	502	388	129	37	4	1	0	0	0	0	0	0	0	0	0	0	0	1225	29.8	34.8	25 to 35	72.7	171	14.0

Incoming Histogram

2024 June Westfield Road Bolebec

from Mon-Apr-29-2024-11-00-AM to Thu-Jun-13-2024-09-59-AM

Date	Starting Hr:min	<15	15 to <20	20 to <25	25 to <30	30 to <35	35 to <40	40 to <45	45 to <50	50 to <55	55 to <60	60 to <65	65 to <70	70 to <75	75 to <80	80 to <85	85 to <90	90 to <95	95 to <100	100 to >105	Total Counts	Avg Speed (MPH)	85pct Speed	10MPH Pace	% in pace	# of Speeders	% Speeders	
27/05/2024	00:00	0	1	0	7	3	2	1	0	0	0	0	0	0	0	0	0	0	0	0	0	14	30.1	37.5	25 to 35	71.4	3	21.4
27/05/2024	01:00	0	0	0	1	1	2	1	0	0	0	0	0	0	0	0	0	0	0	0	0	5	35	40	30 to 40	60.0	3	60.0
27/05/2024	02:00	0	0	0	0	2	0	0	0	0	0	0	0	0	0	0	0	0	0	0	0	2	32	35	25 to 35	100.0	*	*
27/05/2024	03:00	0	0	0	0	0	0	0	0	0	0	0	0	0	0	0	0	0	0	0	0	0	0	0	*	*	*	*
27/05/2024	04:00	0	0	0	0	0	0	0	0	0	0	0	0	0	0	0	0	0	0	0	0	0	0	0	*	*	*	*
27/05/2024	05:00	0	0	0	1	1	0	0	1	0	0	0	0	0	0	0	0	0	0	0	0	3	35.3	50	25 to 35	66.7	1	33.3
27/05/2024	06:00	0	0	0	0	0	0	0	0	0	0	0	0	0	0	0	0	0	0	0	0	0	0	0	*	*	*	*
27/05/2024	07:00	1	1	0	2	4	1	2	0	0	0	0	0	0	0	0	0	0	0	0	0	11	30.3	40	25 to 35	54.5	3	27.3
27/05/2024	08:00	0	2	4	13	3	3	1	0	0	0	0	0	0	0	0	0	0	0	0	0	26	28.1	35	20 to 30	65.4	4	15.4
27/05/2024	09:00	2	4	9	24	19	8	0	0	0	0	0	0	0	0	0	0	0	0	0	0	66	28.3	34.5	25 to 35	65.2	8	12.1
27/05/2024	10:00	1	3	5	36	23	6	1	0	0	0	0	0	0	0	0	0	0	0	0	0	75	29	34.1	25 to 35	78.7	7	9.3
27/05/2024	11:00	0	4	13	52	34	7	1	0	0	0	0	0	0	0	0	0	0	0	0	0	111	28.8	33.7	25 to 35	77.5	8	7.2
27/05/2024	12:00	1	3	13	52	42	5	2	0	0	0	0	0	0	0	0	0	0	0	0	0	118	29	33.7	25 to 35	79.7	7	5.9
27/05/2024	13:00	0	1	5	60	32	9	4	0	0	0	0	0	0	0	0	0	0	0	0	0	111	29.9	34.4	25 to 35	82.9	13	11.7
27/05/2024	14:00	1	1	12	45	41	11	0	0	0	0	0	0	0	0	0	0	0	0	0	0	111	29.5	34.3	25 to 35	77.5	11	9.9
27/05/2024	15:00	0	4	13	37	37	9	2	0	0	0	0	0	0	0	0	0	0	0	0	0	102	29.4	34.5	25 to 35	72.5	11	10.8
27/05/2024	16:00	0	2	8	41	34	10	0	0	0	0	0	0	0	0	0	0	0	0	0	0	95	29.7	34.4	25 to 35	78.9	10	10.5
27/05/2024	17:00	0	1	2	44	32	8	3	0	0	0	0	0	0	0	0	0	0	0	0	0	90	30.4	34.5	25 to 35	84.4	11	12.2
27/05/2024	18:00	0	1	2	24	26	19	8	0	0	0	0	0	0	0	0	0	0	0	0	0	80	32.7	38.9	25 to 35	62.5	27	33.8
27/05/2024	19:00	0	0	4	19	23	9	1	0	0	0	0	0	0	0	0	0	0	0	0	0	56	31	36.1	25 to 35	75.0	10	17.9
27/05/2024	20:00	0	0	1	15	14	7	2	1	0	0	0	0	0	0	0	0	0	0	0	0	40	32	37.9	25 to 35	72.5	10	25.0
27/05/2024	21:00	0	0	1	20	14	3	2	0	0	0	0	0	0	0	0	0	0	0	0	0	40	30.5	34.6	25 to 35	85.0	5	12.5
27/05/2024	22:00	0	0	2	12	7	8	1	0	0	0	0	0	0	0	0	0	0	0	0	0	30	31.4	38.1	25 to 35	63.3	9	30.0
27/05/2024	23:00	0	0	3	8	4	4	1	0	0	0	0	0	0	0	0	0	0	0	0	0	20	30.3	37.5	25 to 35	60.0	5	25.0
24 Hr Summary		6	28	97	513	396	131	33	2	0	0	0	0	0	0	0	0	0	0	0	0	1206	29.9	34.8	25 to 35	75.4	166	13.8

Incoming Histogram

2024 June Westfield Road Bolebec

from Mon-Apr-29-2024-11-00-AM to Thu-Jun-13-2024-09-59-AM

Date	Starting Hr:min	<15	15 to <20	20 to <25	25 to <30	30 to <35	35 to <40	40 to <45	45 to <50	50 to <55	55 to <60	60 to <65	65 to <70	70 to <75	75 to <80	80 to <85	85 to <90	90 to <95	95 to <100	100 to >105	Total Counts	Avg Speed (MPH)	85pet Speed	10MPH Pace	% in pace	# of Speeders	% Speeders	
28/05/2024	00:00	0	0	0	3	2	1	1	0	0	0	0	0	0	0	0	0	0	0	0	0	7	32	40	25 to 35	71.4	2	28.6
28/05/2024	01:00	5	2	0	2	0	1	0	0	0	0	0	0	0	0	0	0	0	0	0	0	10	18.8	27.5	10 to 20	70.0	1	10.0
28/05/2024	02:00	0	0	0	1	0	1	0	0	0	0	0	0	0	0	0	0	0	0	0	0	2	32	40	20 to 30	50.0	1	50.0
28/05/2024	03:00	0	0	0	0	0	1	0	0	0	0	0	0	0	0	0	0	0	0	0	0	1	37	40	30 to 40	100.0	1	100.0
28/05/2024	04:00	0	0	0	2	1	0	0	0	0	0	0	0	0	0	0	0	0	0	0	0	3	29	35	25 to 35	100.0	*	*
28/05/2024	05:00	0	0	0	4	5	2	1	0	0	0	0	0	0	0	0	0	0	0	0	0	12	32.3	37.5	25 to 35	75.0	3	25.0
28/05/2024	06:00	2	0	1	13	8	1	1	0	0	0	0	0	0	0	0	0	0	0	0	0	26	28.5	33.8	25 to 35	80.8	2	7.7
28/05/2024	07:00	0	0	12	53	40	10	2	0	0	0	0	0	0	0	0	0	0	0	0	0	117	29.8	34.2	25 to 35	79.5	12	10.3
28/05/2024	08:00	0	4	10	61	37	9	0	0	0	0	0	0	0	0	0	0	0	0	0	0	121	29	33.8	25 to 35	81.0	9	7.4
28/05/2024	09:00	0	3	18	51	29	6	1	0	0	0	0	0	0	0	0	0	0	0	0	0	108	28.4	33.4	25 to 35	74.1	7	6.5
28/05/2024	10:00	1	6	19	64	27	4	1	0	0	0	0	0	0	0	0	0	0	0	0	0	122	27.6	32.6	25 to 35	74.6	5	4.1
28/05/2024	11:00	0	8	21	106	48	15	1	0	0	0	0	0	0	0	0	0	0	0	0	0	199	28.6	33.5	25 to 35	77.4	16	8.0
28/05/2024	12:00	3	5	32	78	44	16	0	0	0	0	0	0	0	0	0	0	0	0	0	0	178	28.1	33.8	25 to 35	68.5	16	9.0
28/05/2024	13:00	2	4	22	110	52	9	0	0	0	0	0	0	0	0	0	0	0	0	0	0	199	28.3	33	25 to 35	81.4	9	4.5
28/05/2024	14:00	1	11	30	99	55	11	2	0	0	0	0	0	0	0	0	0	0	0	0	0	209	28.1	33.4	25 to 35	73.7	13	6.2
28/05/2024	15:00	10	19	33	81	29	9	1	0	0	0	0	0	0	0	0	0	0	0	0	0	182	26.1	32.1	20 to 30	62.6	10	5.5
28/05/2024	16:00	1	4	21	73	48	12	3	0	0	0	0	0	0	0	0	0	0	0	0	0	162	29	34.1	25 to 35	74.7	15	9.3
28/05/2024	17:00	0	6	24	100	54	10	3	0	0	0	0	0	0	0	0	0	0	0	0	0	197	28.7	33.4	25 to 35	78.2	13	6.6
28/05/2024	18:00	0	1	15	82	57	7	1	0	0	0	0	0	0	0	0	0	0	0	0	0	163	29.2	33.6	25 to 35	85.3	8	4.9
28/05/2024	19:00	0	2	6	44	33	9	1	2	0	0	0	0	0	0	0	0	0	0	0	0	97	30.1	34.5	25 to 35	79.4	12	12.4
28/05/2024	20:00	0	0	4	20	15	9	1	1	0	0	0	0	0	0	0	0	0	0	0	0	50	31	36.7	25 to 35	70.0	11	22.0
28/05/2024	21:00	0	0	9	16	17	4	1	0	0	0	0	0	0	0	0	0	0	0	0	0	47	29.4	34.4	25 to 35	70.2	5	10.6
28/05/2024	22:00	0	0	7	22	5	3	0	0	0	0	0	0	0	0	0	0	0	0	0	0	37	27.9	32	20 to 30	78.4	3	8.1
28/05/2024	23:00	0	1	5	14	4	1	1	0	0	0	0	0	0	0	0	0	0	0	0	0	26	27.8	32.5	20 to 30	73.1	2	7.7
24 Hr Summary		25	76	289	1099	610	151	22	3	0	0	0	0	0	0	0	0	0	0	0	0	2275	28.5	33.6	25 to 35	75.1	176	7.7

Incoming Histogram

2024 June Westfield Road Bolebec

from Mon-Apr-29-2024-11-00-AM to Thu-Jun-13-2024-09-59-AM

Date	Starting Hr:min	<15	15 to <20	20 to <25	25 to <30	30 to <35	35 to <40	40 to <45	45 to <50	50 to <55	55 to <60	60 to <65	65 to <70	70 to <75	75 to <80	80 to <85	85 to <90	90 to <95	95 to <100	100 to >105	Total Counts	Avg Speed (MPH)	85pct Speed	10MPH Pace	% in pace	# of Speeders	% Speeders	
29/05/2024	00:00	0	0	1	2	2	2	0	0	0	0	0	0	0	0	0	0	0	0	0	0	7	30.7	37.5	25 to 35	57.1	2	28.6
29/05/2024	01:00	4	2	1	4	1	1	0	0	0	0	0	0	0	0	0	0	0	0	0	0	13	21.9	30	10 to 20	46.2	1	7.7
29/05/2024	02:00	0	0	0	0	0	1	0	0	0	0	0	0	0	0	0	0	0	0	0	0	1	37	40	30 to 40	100.0	1	100.0
29/05/2024	03:00	0	1	0	0	0	0	0	0	0	0	0	0	0	0	0	0	0	0	0	0	1	17	20	10 to 20	100.0	*	*
29/05/2024	04:00	1	0	2	0	0	0	1	0	0	0	0	0	0	0	0	0	0	0	0	0	4	24.5	25	15 to 25	50.0	1	25.0
29/05/2024	05:00	0	1	0	6	4	2	1	0	0	0	0	0	0	0	0	0	0	0	0	0	14	30.6	37.5	25 to 35	71.4	3	21.4
29/05/2024	06:00	0	0	1	10	5	2	1	0	0	0	0	0	0	0	0	0	0	0	0	0	19	30.2	35	25 to 35	78.9	3	15.8
29/05/2024	07:00	0	3	9	59	28	8	3	0	0	0	0	0	0	0	0	0	0	0	0	0	110	29.2	34.1	25 to 35	79.1	11	10.0
29/05/2024	08:00	1	10	15	60	30	10	2	0	0	0	0	0	0	0	0	0	0	0	0	0	128	28.2	33.8	25 to 35	70.3	12	9.4
29/05/2024	09:00	2	2	15	58	45	16	3	0	0	0	0	0	0	0	0	0	0	0	0	0	141	29.6	34.8	25 to 35	73.0	19	13.5
29/05/2024	10:00	2	5	31	80	49	10	1	0	0	0	0	0	0	0	0	0	0	0	0	0	178	28.2	33.4	25 to 35	72.5	11	6.2
29/05/2024	11:00	0	10	24	107	54	16	0	0	0	0	0	0	0	0	0	0	0	0	0	0	211	28.5	33.5	25 to 35	76.3	16	7.6
29/05/2024	12:00	1	6	20	95	53	15	0	0	0	0	0	0	0	0	0	0	0	0	0	0	190	28.7	33.8	25 to 35	77.9	15	7.9
29/05/2024	13:00	1	9	24	104	43	16	1	0	0	0	0	0	0	0	0	0	0	0	0	0	198	28.3	33.5	25 to 35	74.2	17	8.6
29/05/2024	14:00	2	8	35	111	53	12	1	0	0	0	0	0	0	0	0	0	0	0	0	0	222	28	33.1	25 to 35	73.9	13	5.9
29/05/2024	15:00	4	16	43	96	51	11	0	0	0	0	0	0	0	0	0	0	0	0	0	0	221	27.2	32.8	25 to 35	66.5	11	5.0
29/05/2024	16:00	0	6	34	103	66	15	3	0	0	0	0	0	0	0	0	0	0	0	0	0	227	28.8	33.8	25 to 35	74.4	18	7.9
29/05/2024	17:00	1	13	37	128	68	16	2	0	0	0	0	0	0	0	0	0	0	0	0	0	265	28.2	33.4	25 to 35	74.0	18	6.8
29/05/2024	18:00	0	6	27	107	66	9	1	0	1	0	0	0	0	0	0	0	0	0	0	0	217	28.7	33.3	25 to 35	79.7	11	5.1
29/05/2024	19:00	0	6	16	68	46	14	1	0	0	0	0	0	0	0	0	0	0	0	0	0	151	29.1	34.1	25 to 35	75.5	15	9.9
29/05/2024	20:00	0	4	6	45	40	13	1	0	0	0	0	0	0	0	0	0	0	0	0	0	109	30	34.8	25 to 35	78.0	14	12.8
29/05/2024	21:00	1	1	8	27	36	8	3	0	0	0	0	0	0	0	0	0	0	0	0	0	84	30.2	34.7	25 to 35	75.0	11	13.1
29/05/2024	22:00	0	0	4	25	18	4	2	0	0	0	0	0	0	0	0	0	0	0	0	0	53	30	34.4	25 to 35	81.1	6	11.3
29/05/2024	23:00	0	0	3	12	11	6	1	0	0	0	0	0	0	0	0	0	0	0	0	0	33	30.8	36.7	25 to 35	69.7	7	21.2
24 Hr Summary		20	109	356	1307	769	207	28	0	1	0	0	0	0	0	0	0	0	0	0	2797	28.6	33.8	25 to 35	74.2	236	8.4	

Incoming Histogram

2024 June Westfield Road Bolebec

from Mon-Apr-29-2024-11-00-AM to Thu-Jun-13-2024-09-59-AM

Date	Starting Hr:min	<15	15 to <20	20 to <25	25 to <30	30 to <35	35 to <40	40 to <45	45 to <50	50 to <55	55 to <60	60 to <65	65 to <70	70 to <75	75 to <80	80 to <85	85 to <90	90 to <95	95 to <100	100 to >105	Total Counts	Avg Speed (MPH)	85pet Speed	10MPH Pace	% in pace	# of Speeders	% Speeders	
30/05/2024	00:00	0	0	1	6	1	5	1	0	0	0	0	0	0	0	0	0	0	0	0	0	14	32	39	20 to 30	50.0	6	42.9
30/05/2024	01:00	2	5	2	5	2	1	0	0	0	0	0	0	0	0	0	0	0	0	0	0	17	22.8	30	15 to 25	41.2	1	5.9
30/05/2024	02:00	0	1	0	3	1	2	0	0	0	0	0	0	0	0	0	0	0	0	0	0	7	29.3	37.5	25 to 35	57.1	2	28.6
30/05/2024	03:00	0	0	0	1	0	0	0	0	0	0	0	0	0	0	0	0	0	0	0	0	1	27	30	20 to 30	100.0	*	*
30/05/2024	04:00	0	0	0	1	2	1	0	0	0	0	0	0	0	0	0	0	0	0	0	0	4	32	35	25 to 35	75.0	1	25.0
30/05/2024	05:00	1	0	0	8	6	4	1	1	0	0	0	0	0	0	0	0	0	0	0	0	21	31.6	38.8	25 to 35	66.7	6	28.6
30/05/2024	06:00	1	1	5	13	13	10	2	0	0	0	0	0	0	0	0	0	0	0	0	0	45	30.5	37.5	25 to 35	57.8	12	26.7
30/05/2024	07:00	1	5	21	71	40	11	1	0	0	0	0	0	0	0	0	0	0	0	0	0	150	28.5	33.8	25 to 35	74.0	12	8.0
30/05/2024	08:00	0	4	19	65	61	17	0	0	0	0	0	0	0	0	0	0	0	0	0	0	166	29.5	34.3	25 to 35	75.9	17	10.2
30/05/2024	09:00	1	2	18	69	37	12	1	1	0	0	0	0	0	0	0	0	0	0	0	0	141	29	34.1	25 to 35	75.2	14	9.9
30/05/2024	10:00	2	4	16	81	49	12	1	0	0	0	0	0	0	0	0	0	0	0	0	0	165	28.9	33.8	25 to 35	78.8	13	7.9
30/05/2024	11:00	0	4	20	85	55	7	1	0	0	0	0	0	0	0	0	0	0	0	0	0	172	28.8	33.4	25 to 35	81.4	8	4.7
30/05/2024	12:00	0	5	29	98	45	13	0	0	0	0	0	0	0	0	0	0	0	0	0	0	190	28.3	33.3	25 to 35	75.3	13	6.8
30/05/2024	13:00	1	2	27	109	62	9	2	0	0	0	0	0	0	0	0	0	0	0	0	0	212	28.7	33.3	25 to 35	80.7	11	5.2
30/05/2024	14:00	2	8	29	83	60	9	2	0	0	0	0	0	0	0	0	0	0	0	0	0	193	28.3	33.5	25 to 35	74.1	11	5.7
30/05/2024	15:00	5	15	49	134	57	12	0	0	0	0	0	0	0	0	0	0	0	0	0	0	272	27.2	32.5	25 to 35	70.2	12	4.4
30/05/2024	16:00	1	14	26	96	65	18	0	0	0	0	0	0	0	0	0	0	0	0	0	0	220	28.5	33.8	25 to 35	73.2	18	8.2
30/05/2024	17:00	0	10	31	105	59	11	0	0	0	0	0	0	0	0	0	0	0	0	0	0	216	28.2	33.2	25 to 35	75.9	11	5.1
30/05/2024	18:00	1	4	25	73	48	8	2	0	0	0	0	0	0	0	0	0	0	0	0	0	161	28.5	33.5	25 to 35	75.2	10	6.2
30/05/2024	19:00	1	0	12	45	39	7	2	0	0	0	0	0	0	0	0	0	0	0	0	0	106	29.5	34.1	25 to 35	79.2	9	8.5
30/05/2024	20:00	0	1	3	27	22	12	3	0	0	0	0	0	0	0	0	0	0	0	0	0	68	31.1	37.1	25 to 35	72.1	15	22.1
30/05/2024	21:00	0	0	4	24	11	5	2	0	0	0	0	0	0	0	0	0	0	0	0	0	46	29.9	35	25 to 35	76.1	7	15.2
30/05/2024	22:00	0	0	2	27	13	6	3	1	0	0	0	0	0	0	0	0	0	0	0	0	52	30.9	36.7	25 to 35	76.9	10	19.2
30/05/2024	23:00	0	0	1	11	9	4	3	0	0	0	0	0	0	0	0	0	0	0	0	0	28	31.9	38.8	25 to 35	71.4	7	25.0
24 Hr Summary		19	85	340	1240	757	196	27	3	0	0	0	0	0	0	0	0	0	0	0	0	2667	28.7	33.9	25 to 35	74.9	226	8.5

Incoming Histogram

2024 June Westfield Road Bolebec

from Mon-Apr-29-2024-11-00-AM to Thu-Jun-13-2024-09-59-AM

Date	Starting Hr:min	<15	15 to <20	20 to <25	25 to <30	30 to <35	35 to <40	40 to <45	45 to <50	50 to <55	55 to <60	60 to <65	65 to <70	70 to <75	75 to <80	80 to <85	85 to <90	90 to <95	95 to <100	100 to >105	Total Counts	Avg Speed (MPH)	85pet Speed	10MPH Pace	% in pace	# of Speeders	% Speeders	
31/05/2024	00:00	0	0	3	6	5	1	0	0	0	0	0	0	0	0	0	0	0	0	0	0	15	28.5	34	25 to 35	73.3	1	6.7
31/05/2024	01:00	4	3	1	0	0	3	0	0	0	0	0	0	0	0	0	0	0	0	0	0	11	20.9	36.7	10 to 20	54.5	3	27.3
31/05/2024	02:00	0	0	0	1	3	0	1	0	0	0	0	0	0	0	0	0	0	0	0	0	5	33.2	35	25 to 35	80.0	1	20.0
31/05/2024	03:00	0	0	0	1	2	0	1	0	0	0	0	0	0	0	0	0	0	0	0	0	4	33.3	35	25 to 35	75.0	1	25.0
31/05/2024	04:00	1	2	0	1	0	0	0	0	0	0	0	0	0	0	0	0	0	0	0	0	4	18.3	20	10 to 20	75.0	*	*
31/05/2024	05:00	0	1	1	7	6	2	0	0	0	0	0	0	0	0	0	0	0	0	0	0	17	29.5	34.2	25 to 35	76.5	2	11.8
31/05/2024	06:00	1	0	3	8	5	3	1	1	0	0	0	0	0	0	0	0	0	0	0	0	22	30	38.3	25 to 35	59.1	5	22.7
31/05/2024	07:00	3	2	16	41	34	6	0	0	0	0	0	0	0	0	0	0	0	0	0	0	102	28.2	33.7	25 to 35	73.5	6	5.9
31/05/2024	08:00	0	4	15	52	25	11	2	0	0	0	0	0	0	0	0	0	0	0	0	0	109	28.8	34.4	25 to 35	70.6	13	11.9
31/05/2024	09:00	4	7	23	76	43	13	0	0	0	0	0	0	0	0	0	0	0	0	0	0	166	28.1	33.6	25 to 35	71.7	13	7.8
31/05/2024	10:00	0	3	20	98	46	10	1	0	0	0	0	0	0	0	0	0	0	0	0	0	178	28.7	33.3	25 to 35	80.9	11	6.2
31/05/2024	11:00	0	10	26	97	51	9	0	0	0	0	0	0	0	0	0	0	0	0	0	0	193	28.1	33	25 to 35	76.7	9	4.7
31/05/2024	12:00	1	5	27	123	74	6	1	0	0	0	0	0	0	0	0	0	0	0	0	0	237	28.5	33	25 to 35	83.1	7	3.0
31/05/2024	13:00	1	6	26	108	72	14	0	0	0	0	0	0	0	0	0	0	0	0	0	0	227	28.8	33.6	25 to 35	79.3	14	6.2
31/05/2024	14:00	4	10	25	88	57	12	2	0	0	0	0	0	0	0	0	0	0	0	0	0	198	28.2	33.6	25 to 35	73.2	14	7.1
31/05/2024	15:00	6	13	41	111	64	13	2	0	0	0	0	0	0	0	0	0	0	0	0	0	250	27.7	33.2	25 to 35	70.0	15	6.0
31/05/2024	16:00	0	4	24	88	75	9	2	0	0	0	0	0	0	0	0	0	0	0	0	0	202	29.1	33.7	25 to 35	80.7	11	5.4
31/05/2024	17:00	0	4	19	84	56	16	1	0	0	0	0	0	0	0	0	0	0	0	0	0	180	29.3	34.1	25 to 35	77.8	17	9.4
31/05/2024	18:00	0	0	14	55	36	12	1	2	0	0	0	0	0	0	0	0	0	0	0	0	120	29.8	34.6	25 to 35	75.8	15	12.5
31/05/2024	19:00	0	5	16	44	37	5	1	1	0	0	0	0	0	0	0	0	0	0	0	0	109	28.7	33.8	25 to 35	74.3	7	6.4
31/05/2024	20:00	0	2	9	32	26	10	5	0	1	0	0	0	0	0	0	0	0	0	0	0	85	30.6	36.5	25 to 35	68.2	16	18.8
31/05/2024	21:00	0	0	2	22	12	2	0	0	0	0	0	0	0	0	0	0	0	0	0	0	38	29.3	33.3	25 to 35	89.5	2	5.3
31/05/2024	22:00	0	0	5	10	9	5	0	1	0	0	0	0	0	0	0	0	0	0	0	0	30	30.4	37	25 to 35	63.3	6	20.0
31/05/2024	23:00	0	0	3	15	12	3	2	0	0	0	0	0	0	0	0	0	0	0	0	0	35	30.4	35	25 to 35	77.1	5	14.3
24 Hr Summary		25	81	319	1168	750	165	23	5	1	0	0	0	0	0	0	0	0	0	0	2537	28.7	33.8	25 to 35	75.6	194	7.6	

Incoming Histogram

2024 June Westfield Road Bolebec

from Mon-Apr-29-2024-11-00-AM to Thu-Jun-13-2024-09-59-AM

Date	Starting Hr:min	<15	15 to <20	20 to <25	25 to <30	30 to <35	35 to <40	40 to <45	45 to <50	50 to <55	55 to <60	60 to <65	65 to <70	70 to <75	75 to <80	80 to <85	85 to <90	90 to <95	95 to <100	100 to >105	Total Counts	Avg Speed (MPH)	85pet Speed	10MPH Pace	% in pace	# of Speeders	% Speeders
01/06/2024	00:00	0	0	1	8	7	5	3	0	0	0	0	0	0	0	0	0	0	0	0	24	32.6	39	25 to 35	62.5	8	33.3
01/06/2024	01:00	0	0	2	5	9	5	1	0	0	0	0	0	0	0	0	0	0	0	0	22	31.8	38	25 to 35	63.6	6	27.3
01/06/2024	02:00	0	0	1	2	3	0	0	0	0	0	0	0	0	0	0	0	0	0	0	6	29	33.3	25 to 35	83.3	*	*
01/06/2024	03:00	0	0	0	0	1	2	1	0	0	0	0	0	0	0	0	0	0	0	0	4	37	40	30 to 40	75.0	3	75.0
01/06/2024	04:00	0	0	1	1	1	0	0	0	0	0	0	0	0	0	0	0	0	0	0	3	27	35	20 to 30	66.7	*	*
01/06/2024	05:00	1	0	0	3	1	1	0	0	0	0	0	0	0	0	0	0	0	0	0	6	27	35	25 to 35	66.7	1	16.7
01/06/2024	06:00	0	0	0	2	1	0	0	0	0	0	0	0	0	0	0	0	0	0	0	3	28.7	35	25 to 35	100.0	*	*
01/06/2024	07:00	1	0	0	7	9	3	0	0	0	0	0	0	0	0	0	0	0	0	0	20	30.4	35	25 to 35	80.0	3	15.0
01/06/2024	08:00	0	5	6	19	9	7	0	0	0	0	0	0	0	0	0	0	0	0	0	46	28.2	35	25 to 35	60.9	7	15.2
01/06/2024	09:00	2	21	16	27	14	7	1	0	0	0	0	0	0	0	0	0	0	0	0	88	25.6	33.2	20 to 30	48.9	8	9.1
01/06/2024	10:00	6	13	8	50	25	11	0	0	0	0	0	0	0	0	0	0	0	0	0	113	27.2	33.8	25 to 35	66.4	11	9.7
01/06/2024	11:00	1	6	13	40	40	8	2	0	0	0	0	0	0	0	0	0	0	0	0	110	29	34.2	25 to 35	72.7	10	9.1
01/06/2024	12:00	0	4	17	61	36	11	4	0	0	0	0	0	0	0	0	0	0	0	0	133	29.2	34.3	25 to 35	72.9	15	11.3
01/06/2024	13:00	1	4	13	58	31	10	2	0	0	0	0	0	0	0	0	0	0	0	0	119	28.8	34	25 to 35	74.8	12	10.1
01/06/2024	14:00	0	3	10	57	24	11	2	0	0	0	0	0	0	0	0	0	0	0	0	107	29.1	34.4	25 to 35	75.7	13	12.1
01/06/2024	15:00	0	3	10	51	41	11	0	0	0	0	0	0	0	0	0	0	0	0	0	116	29.5	34.3	25 to 35	79.3	11	9.5
01/06/2024	16:00	1	4	9	61	36	18	2	0	0	0	0	0	0	0	0	0	0	0	0	131	29.7	35	25 to 35	74.0	20	15.3
01/06/2024	17:00	0	4	12	50	37	10	2	0	0	0	0	0	0	0	0	0	0	0	0	115	29.3	34.3	25 to 35	75.7	12	10.4
01/06/2024	18:00	0	2	8	44	32	14	0	0	0	0	0	0	0	0	0	0	0	0	0	100	29.8	34.8	25 to 35	76.0	14	14.0
01/06/2024	19:00	0	0	6	35	31	5	6	1	1	0	0	0	0	0	0	0	0	0	0	85	31.1	35	25 to 35	77.6	13	15.3
01/06/2024	20:00	0	3	2	25	18	13	1	0	0	0	0	0	0	0	0	0	0	0	0	62	30.6	36.9	25 to 35	69.4	14	22.6
01/06/2024	21:00	0	0	1	18	17	7	3	0	0	0	0	0	0	0	0	0	0	0	0	46	31.7	37.1	25 to 35	76.1	10	21.7
01/06/2024	22:00	0	0	3	22	18	1	0	0	0	0	0	0	0	0	0	0	0	0	0	44	29.3	33.3	25 to 35	90.9	1	2.3
01/06/2024	23:00	0	0	3	11	8	5	2	0	0	0	0	0	0	0	0	0	0	0	0	29	30.9	38	25 to 35	65.5	7	24.1
24 Hr Summary		13	72	142	657	449	165	32	1	1	0	0	0	0	0	0	0	0	0	0	1532	29.3	34.7	25 to 35	72.2	199	13.0

Incoming Histogram

2024 June Westfield Road Bolebec

from Mon-Apr-29-2024-11-00-AM to Thu-Jun-13-2024-09-59-AM

Date	Starting Hr:min	<15	15 to <20	20 to <25	25 to <30	30 to <35	35 to <40	40 to <45	45 to <50	50 to <55	55 to <60	60 to <65	65 to <70	70 to <75	75 to <80	80 to <85	85 to <90	90 to <95	95 to <100	100 to >105	Total Counts	Avg Speed (MPH)	85pet Speed	10MPH Pace	% in pace	# of Speeders	% Speeders	
02/06/2024	00:00	0	1	2	9	4	2	2	0	0	0	0	0	0	0	0	0	0	0	0	0	20	29.7	37.5	25 to 35	65.0	4	20.0
02/06/2024	01:00	0	0	0	0	4	4	1	0	0	0	0	0	0	0	0	0	0	0	0	0	9	35.6	40	30 to 40	88.9	5	55.6
02/06/2024	02:00	0	0	0	0	3	1	0	0	0	0	0	0	0	0	0	0	0	0	0	0	4	33.5	35	30 to 40	100.0	1	25.0
02/06/2024	03:00	0	0	0	0	1	1	0	0	0	0	0	0	0	0	0	0	0	0	0	0	2	34.5	40	30 to 40	100.0	1	50.0
02/06/2024	04:00	0	0	0	2	1	0	0	0	0	0	0	0	0	0	0	0	0	0	0	0	3	28.7	35	25 to 35	100.0	*	*
02/06/2024	05:00	0	0	1	0	0	1	1	0	0	0	0	0	0	0	0	0	0	0	0	0	3	33.7	45	35 to 45	66.7	2	66.7
02/06/2024	06:00	0	0	0	1	1	2	0	0	0	0	0	0	0	0	0	0	0	0	0	0	4	33.3	37.5	30 to 40	75.0	2	50.0
02/06/2024	07:00	0	0	1	5	4	3	1	1	0	0	0	0	0	0	0	0	0	0	0	0	15	32.5	40	25 to 35	60.0	5	33.3
02/06/2024	08:00	0	2	4	8	10	0	0	0	0	0	0	0	0	0	0	0	0	0	0	0	24	27.7	33	25 to 35	75.0	*	*
02/06/2024	09:00	0	1	3	21	21	6	2	0	0	0	0	0	0	0	0	0	0	0	0	0	54	30.6	35	25 to 35	77.8	8	14.8
02/06/2024	10:00	0	1	15	38	25	8	1	0	0	0	0	0	0	0	0	0	0	0	0	0	88	29	34.2	25 to 35	71.6	9	10.2
02/06/2024	11:00	2	6	19	59	30	7	0	0	0	0	0	0	0	0	0	0	0	0	0	0	123	27.7	33.2	25 to 35	72.4	7	5.7
02/06/2024	12:00	1	2	23	65	26	13	4	0	0	0	0	0	0	0	0	0	0	0	0	0	134	28.7	34.4	25 to 35	67.9	17	12.7
02/06/2024	13:00	2	1	10	52	27	16	2	0	0	0	0	0	0	0	0	0	0	0	0	0	110	29.6	35.6	25 to 35	71.8	18	16.4
02/06/2024	14:00	0	3	16	51	32	6	2	0	0	0	0	0	0	0	0	0	0	0	0	0	110	28.7	33.8	25 to 35	75.5	8	7.3
02/06/2024	15:00	1	1	16	54	34	16	4	0	0	0	0	0	0	0	0	0	0	0	0	0	126	29.7	35.3	25 to 35	69.8	20	15.9
02/06/2024	16:00	0	4	13	49	30	13	3	0	1	0	0	0	0	0	0	0	0	0	0	0	113	29.6	35	25 to 35	69.9	17	15.0
02/06/2024	17:00	0	1	14	30	28	10	1	0	0	0	0	0	0	0	0	0	0	0	0	0	84	29.5	34.6	25 to 35	69.0	11	13.1
02/06/2024	18:00	1	1	7	39	29	10	4	0	0	0	0	0	0	0	0	0	0	0	0	0	91	30.1	35	25 to 35	74.7	14	15.4
02/06/2024	19:00	0	0	4	20	21	9	1	0	0	0	0	0	0	0	0	0	0	0	0	0	55	30.9	36.1	25 to 35	74.5	10	18.2
02/06/2024	20:00	0	3	6	24	10	6	0	1	0	0	0	0	0	0	0	0	0	0	0	0	50	28.8	34.5	25 to 35	68.0	7	14.0
02/06/2024	21:00	0	1	5	10	14	3	2	0	0	0	0	0	0	0	0	0	0	0	0	0	35	30.1	35	25 to 35	68.6	5	14.3
02/06/2024	22:00	0	0	0	10	7	3	0	0	0	0	0	0	0	0	0	0	0	0	0	0	20	30.6	35	25 to 35	85.0	3	15.0
02/06/2024	23:00	0	0	0	6	1	3	0	1	0	0	0	0	0	0	0	0	0	0	0	0	11	32.3	38.3	25 to 35	63.6	4	36.4
24 Hr Summary		7	28	159	553	363	143	31	3	1	0	0	0	0	0	0	0	0	0	0	1288	29.5	34.8	25 to 35	71.1	178	13.8	

Incoming Histogram

2024 June Westfield Road Bolebec

from Mon-Apr-29-2024-11-00-AM to Thu-Jun-13-2024-09-59-AM

Date	Starting Hr:min	<15	15 to <20	20 to <25	25 to <30	30 to <35	35 to <40	40 to <45	45 to <50	50 to <55	55 to <60	60 to <65	65 to <70	70 to <75	75 to <80	80 to <85	85 to <90	90 to <95	95 to <100	100 to >105	Total Counts	Avg Speed (MPH)	85pet Speed	10MPH Pace	% in pace	# of Speeders	% Speeders	
03/06/2024	00:00	0	1	3	2	1	1	1	0	0	0	0	0	0	0	0	0	0	0	0	0	9	27.6	40	20 to 30	55.6	2	22.2
03/06/2024	01:00	3	1	1	0	0	0	0	0	0	0	0	0	0	0	0	0	0	0	0	0	5	15.2	20	10 to 20	80.0	*	*
03/06/2024	02:00	0	1	0	0	1	1	0	0	0	0	0	0	0	0	0	0	0	0	0	0	3	28.7	40	30 to 40	66.7	1	33.3
03/06/2024	03:00	0	0	0	2	0	1	0	0	0	0	0	0	0	0	0	0	0	0	0	0	3	30.3	40	20 to 30	66.7	1	33.3
03/06/2024	04:00	1	0	0	0	0	0	0	0	0	0	0	0	0	0	0	0	0	0	0	0	1	7	10	0 to 10	100.0	*	*
03/06/2024	05:00	0	0	1	5	3	1	1	1	0	0	0	0	0	0	0	0	0	0	0	0	12	31.8	40	25 to 35	66.7	3	25.0
03/06/2024	06:00	0	0	7	12	10	4	2	0	0	0	0	0	0	0	0	0	0	0	0	0	35	29.8	36.2	25 to 35	62.9	6	17.1
03/06/2024	07:00	1	2	8	56	47	14	1	0	0	0	0	0	0	0	0	0	0	0	0	0	129	29.9	34.6	25 to 35	79.8	15	11.6
03/06/2024	08:00	2	3	19	79	45	7	2	0	0	0	0	0	0	0	0	0	0	0	0	0	157	28.5	33.3	25 to 35	79.0	9	5.7
03/06/2024	09:00	1	6	9	53	31	9	2	0	0	0	0	0	0	0	0	0	0	0	0	0	111	28.8	34	25 to 35	75.7	11	9.9
03/06/2024	10:00	0	3	15	37	33	7	1	0	0	0	0	0	0	0	0	0	0	0	0	0	96	29	34.1	25 to 35	72.9	8	8.3
03/06/2024	11:00	1	0	16	56	35	2	1	0	0	0	0	0	0	0	0	0	0	0	0	0	111	28.5	33	25 to 35	82.0	3	2.7
03/06/2024	12:00	1	5	26	86	33	7	0	0	0	0	0	0	0	0	0	0	0	0	0	0	158	27.7	32.4	25 to 35	75.3	7	4.4
03/06/2024	13:00	1	5	26	73	41	10	1	0	0	0	0	0	0	0	0	0	0	0	0	0	157	28.3	33.4	25 to 35	72.6	11	7.0
03/06/2024	14:00	0	2	12	73	32	10	1	0	0	0	0	0	0	0	0	0	0	0	0	0	130	29	33.6	25 to 35	80.8	11	8.5
03/06/2024	15:00	6	9	23	104	37	7	0	0	0	0	0	0	0	0	0	0	0	0	0	0	186	27.2	32.2	25 to 35	75.8	7	3.8
03/06/2024	16:00	1	4	15	88	61	13	1	1	0	0	0	0	0	0	0	0	0	0	0	0	184	29.3	33.9	25 to 35	81.0	15	8.2
03/06/2024	17:00	0	5	33	110	67	13	2	0	0	0	0	0	0	0	0	0	0	0	0	0	230	28.7	33.6	25 to 35	77.0	15	6.5
03/06/2024	18:00	1	4	21	66	46	16	2	0	0	0	0	0	0	0	0	0	0	0	0	0	156	29.1	34.5	25 to 35	71.8	18	11.5
03/06/2024	19:00	0	2	16	64	31	6	1	0	0	0	0	0	0	0	0	0	0	0	0	0	120	28.5	33.2	25 to 35	79.2	7	5.8
03/06/2024	20:00	1	0	12	29	16	2	2	0	0	0	0	0	0	0	0	0	0	0	0	0	62	28.2	33.4	25 to 35	72.6	4	6.5
03/06/2024	21:00	0	1	3	27	19	5	2	0	0	0	0	0	0	0	0	0	0	0	0	0	57	30	34.5	25 to 35	80.7	7	12.3
03/06/2024	22:00	0	0	2	15	11	6	0	0	0	0	0	0	0	0	0	0	0	0	0	0	34	30.5	35.8	25 to 35	76.5	6	17.6
03/06/2024	23:00	0	1	0	8	5	3	0	1	0	0	0	0	0	0	0	0	0	0	0	0	18	30.8	36.7	25 to 35	72.2	4	22.2
24 Hr Summary		20	55	268	1045	605	145	23	3	0	0	0	0	0	0	0	0	0	0	0	0	2164	28.7	33.7	25 to 35	76.2	171	7.9

Incoming Histogram

2024 June Westfield Road Bolebec

from Mon-Apr-29-2024-11-00-AM to Thu-Jun-13-2024-09-59-AM

Date	Starting Hr:min	<15	15 to <20	20 to <25	25 to <30	30 to <35	35 to <40	40 to <45	45 to <50	50 to <55	55 to <60	60 to <65	65 to <70	70 to <75	75 to <80	80 to <85	85 to <90	90 to <95	95 to <100	100 to >105	Total Counts	Avg Speed (MPH)	85pct Speed	10MPH Pace	% in pace	# of Speeders	% Speeders	
04/06/2024	00:00	0	0	1	4	1	2	0	0	0	0	0	0	0	0	0	0	0	0	0	0	8	29.8	37.5	20 to 30	62.5	2	25.0
04/06/2024	01:00	3	4	0	0	0	2	1	0	0	0	0	0	0	0	0	0	0	0	0	0	10	21.8	37.5	10 to 20	60.0	3	30.0
04/06/2024	02:00	0	0	0	0	0	0	0	0	0	0	0	0	0	0	0	0	0	0	0	0	0	0	0	*	*	*	*
04/06/2024	03:00	1	0	0	2	0	0	0	0	0	0	0	0	0	0	0	0	0	0	0	0	3	22	30	20 to 30	66.7	*	*
04/06/2024	04:00	0	0	0	0	0	0	1	0	0	0	0	0	0	0	0	0	0	0	0	0	1	42	45	35 to 45	100.0	1	100.0
04/06/2024	05:00	1	0	2	3	6	0	2	0	0	0	0	0	0	0	0	0	0	0	0	0	14	29.7	35	25 to 35	64.3	2	14.3
04/06/2024	06:00	0	2	3	13	12	6	3	0	0	0	0	0	0	0	0	0	0	0	0	0	39	30.7	37.5	25 to 35	64.1	9	23.1
04/06/2024	07:00	0	3	9	65	37	5	1	0	0	0	0	0	0	0	0	0	0	0	0	0	120	28.9	33.4	25 to 35	85.0	6	5.0
04/06/2024	08:00	0	6	24	93	42	11	1	0	0	0	0	0	0	0	0	0	0	0	0	0	177	28.3	33.2	25 to 35	76.3	12	6.8
04/06/2024	09:00	1	1	11	47	27	9	2	0	0	0	0	0	0	0	0	0	0	0	0	0	98	29.2	34.3	25 to 35	75.5	11	11.2
04/06/2024	10:00	2	5	14	56	30	4	0	0	0	0	0	0	0	0	0	0	0	0	0	0	111	27.8	32.8	25 to 35	77.5	4	3.6
04/06/2024	11:00	1	5	12	65	23	4	1	0	0	0	0	0	0	0	0	0	0	0	0	0	111	27.8	32.4	25 to 35	79.3	5	4.5
04/06/2024	12:00	1	9	16	77	38	8	0	0	0	0	0	0	0	0	0	0	0	0	0	0	149	28	33.2	25 to 35	77.2	8	5.4
04/06/2024	13:00	2	3	20	69	37	12	2	0	0	0	0	0	0	0	0	0	0	0	0	0	145	28.7	33.9	25 to 35	73.1	14	9.7
04/06/2024	14:00	0	2	18	64	36	16	4	0	0	0	0	0	0	0	0	0	0	0	0	0	140	29.5	34.9	25 to 35	71.4	20	14.3
04/06/2024	15:00	4	10	26	90	36	11	1	0	0	0	0	0	0	0	0	0	0	0	0	0	178	27.6	32.9	25 to 35	70.8	12	6.7
04/06/2024	16:00	1	7	31	108	57	10	1	0	0	0	0	0	0	0	0	0	0	0	0	0	215	28.2	33.2	25 to 35	76.7	11	5.1
04/06/2024	17:00	2	7	26	104	57	11	2	1	0	0	0	0	0	0	0	0	0	0	0	0	210	28.5	33.4	25 to 35	76.7	14	6.7
04/06/2024	18:00	0	9	28	84	39	11	1	0	0	0	0	0	0	0	0	0	0	0	0	0	172	28	33.2	25 to 35	71.5	12	7.0
04/06/2024	19:00	0	1	15	51	27	13	2	1	0	0	0	0	0	0	0	0	0	0	0	0	110	29.5	35	25 to 35	70.9	16	14.5
04/06/2024	20:00	0	2	9	36	15	8	2	0	0	0	0	0	0	0	0	0	0	0	0	0	72	29.1	34.7	25 to 35	70.8	10	13.9
04/06/2024	21:00	1	0	5	17	7	4	2	0	0	0	0	0	0	0	0	0	0	0	0	0	36	29.1	36.2	25 to 35	66.7	6	16.7
04/06/2024	22:00	0	0	5	25	8	5	1	0	0	0	0	0	0	0	0	0	0	0	0	0	44	29.2	34.4	25 to 35	75.0	6	13.6
04/06/2024	23:00	0	0	1	5	8	2	2	0	0	0	0	0	0	0	0	0	0	0	0	0	18	32	37.5	25 to 35	72.2	4	22.2
24 Hr Summary		20	76	276	1078	543	154	32	2	0	0	0	0	0	0	0	0	0	0	0	0	2181	28.5	33.7	25 to 35	74.3	188	8.6

Incoming Histogram

2024 June Westfield Road Bolebec

from Mon-Apr-29-2024-11-00-AM to Thu-Jun-13-2024-09-59-AM

Date	Starting Hr:min	<15	15 to <20	20 to <25	25 to <30	30 to <35	35 to <40	40 to <45	45 to <50	50 to <55	55 to <60	60 to <65	65 to <70	70 to <75	75 to <80	80 to <85	85 to <90	90 to <95	95 to <100	100 to >105	Total Counts	Avg Speed (MPH)	85pet Speed	10MPH Pace	% in pace	# of Speeders	% Speeders
05/06/2024	00:00	0	0	0	3	2	1	1	0	0	0	0	0	0	0	0	0	0	0	0	7	32	40	25 to 35	71.4	2	28.6
05/06/2024	01:00	2	5	0	1	0	1	1	0	0	0	0	0	0	0	0	0	0	0	0	10	21.8	30	10 to 20	70.0	2	20.0
05/06/2024	02:00	1	0	0	0	0	0	0	0	0	0	0	0	0	0	0	0	0	0	0	1	12	15	5 to 15	100.0	*	*
05/06/2024	03:00	0	1	1	0	1	0	0	1	0	0	0	0	0	0	0	0	0	0	0	4	29.5	35	15 to 25	50.0	1	25.0
05/06/2024	04:00	0	1	0	0	2	0	0	0	0	0	0	0	0	0	0	0	0	0	0	3	27.3	35	25 to 35	66.7	*	*
05/06/2024	05:00	0	0	1	4	3	0	1	0	0	0	0	0	0	0	0	0	0	0	0	9	29.9	35	25 to 35	77.8	1	11.1
05/06/2024	06:00	0	1	6	16	15	4	0	0	0	0	0	0	0	0	0	0	0	0	0	42	29.2	34.3	25 to 35	73.8	4	9.5
05/06/2024	07:00	0	5	16	64	38	6	1	0	0	0	0	0	0	0	0	0	0	0	0	130	28.5	33.3	25 to 35	78.5	7	5.4
05/06/2024	08:00	1	5	26	84	42	9	2	0	0	0	0	0	0	0	0	0	0	0	0	169	28.3	33.3	25 to 35	74.6	11	6.5
05/06/2024	09:00	1	5	21	47	35	13	1	0	0	0	0	0	0	0	0	0	0	0	0	123	28.7	34.4	25 to 35	66.7	14	11.4
05/06/2024	10:00	2	2	7	48	46	10	2	1	0	0	0	0	0	0	0	0	0	0	0	118	30	34.5	25 to 35	79.7	13	11.0
05/06/2024	11:00	4	2	15	65	19	17	1	0	0	0	0	0	0	0	0	0	0	0	0	123	28.5	35	25 to 35	68.3	18	14.6
05/06/2024	12:00	3	4	26	77	47	9	2	0	0	0	0	0	0	0	0	0	0	0	0	168	28.3	33.5	25 to 35	73.8	11	6.5
05/06/2024	13:00	1	5	18	86	42	7	0	0	0	0	0	0	0	0	0	0	0	0	0	159	28.2	33	25 to 35	80.5	7	4.4
05/06/2024	14:00	1	11	25	64	34	10	0	0	0	0	0	0	0	0	0	0	0	0	0	145	27.6	33.2	25 to 35	67.6	10	6.9
05/06/2024	15:00	9	19	31	103	41	7	1	0	0	0	0	0	0	0	0	0	0	0	0	211	26.6	32.1	25 to 35	68.2	8	3.8
05/06/2024	16:00	3	7	21	93	50	16	0	0	0	0	0	0	0	0	0	0	0	0	0	190	28.5	33.8	25 to 35	75.3	16	8.4
05/06/2024	17:00	0	9	31	121	56	9	5	0	0	0	0	0	0	0	0	0	0	0	0	231	28.3	33.1	25 to 35	76.6	14	6.1
05/06/2024	18:00	0	8	24	79	58	6	1	0	0	0	0	0	0	0	0	0	0	0	0	176	28.4	33.4	25 to 35	77.8	7	4.0
05/06/2024	19:00	0	2	17	43	48	14	1	0	0	0	0	0	0	0	0	0	0	0	0	125	29.8	34.6	25 to 35	72.8	15	12.0
05/06/2024	20:00	0	2	13	40	30	9	1	0	0	0	0	0	0	0	0	0	0	0	0	95	29.2	34.3	25 to 35	73.7	10	10.5
05/06/2024	21:00	0	3	10	28	21	9	2	0	0	0	0	0	0	0	0	0	0	0	0	73	29.4	35	25 to 35	67.1	11	15.1
05/06/2024	22:00	0	1	4	22	12	3	0	0	0	0	0	0	0	0	0	0	0	0	0	42	28.9	33.8	25 to 35	81.0	3	7.1
05/06/2024	23:00	0	0	1	9	7	3	1	0	0	0	0	0	0	0	0	0	0	0	0	21	30.9	36.7	25 to 35	76.2	4	19.0
24 Hr Summary		28	98	314	1097	649	163	24	2	0	0	0	0	0	0	0	0	0	0	0	2375	28.4	33.7	25 to 35	73.5	189	8.0

Incoming Histogram

2024 June Westfield Road Bolebec

from Mon-Apr-29-2024-11-00-AM to Thu-Jun-13-2024-09-59-AM

Date	Starting Hr:min	<15	15 to <20	20 to <25	25 to <30	30 to <35	35 to <40	40 to <45	45 to <50	50 to <55	55 to <60	60 to <65	65 to <70	70 to <75	75 to <80	80 to <85	85 to <90	90 to <95	95 to <100	100 to >105	Total Counts	Avg Speed (MPH)	85pet Speed	10MPH Pace	% in pace	# of Speeders	% Speeders	
06/06/2024	00:00	0	0	0	4	3	1	0	0	0	0	0	0	0	0	0	0	0	0	0	0	8	30.4	35	25 to 35	87.5	1	12.5
06/06/2024	01:00	7	4	0	0	3	0	0	0	0	0	0	0	0	0	0	0	0	0	0	0	14	17.6	31.7	10 to 20	71.4	*	*
06/06/2024	02:00	0	0	1	0	0	0	0	0	0	0	0	0	0	0	0	0	0	0	0	0	1	22	25	15 to 25	100.0	*	*
06/06/2024	03:00	1	0	1	1	0	0	0	1	0	0	0	0	0	0	0	0	0	0	0	0	4	27	30	20 to 30	50.0	1	25.0
06/06/2024	04:00	0	0	0	1	1	2	0	0	0	0	0	0	0	0	0	0	0	0	0	0	4	33.5	37.5	30 to 40	75.0	2	50.0
06/06/2024	05:00	2	0	3	5	2	2	1	0	0	0	0	0	0	0	0	0	0	0	0	0	15	27.3	37.5	20 to 30	53.3	3	20.0
06/06/2024	06:00	0	2	2	9	8	2	2	0	0	0	0	0	0	0	0	0	0	0	0	0	25	29.7	35	25 to 35	68.0	4	16.0
06/06/2024	07:00	1	2	20	58	27	10	0	0	0	0	0	0	0	0	0	0	0	0	0	0	118	28.3	33.5	25 to 35	72.0	10	8.5
06/06/2024	08:00	0	8	23	105	42	15	1	0	0	0	0	0	0	0	0	0	0	0	0	0	194	28.4	33.5	25 to 35	75.8	16	8.2
06/06/2024	09:00	0	3	11	52	30	8	2	0	0	0	0	0	0	0	0	0	0	0	0	0	106	29.1	34	25 to 35	77.4	10	9.4
06/06/2024	10:00	2	4	11	47	20	3	0	0	0	0	0	0	0	0	0	0	0	0	0	0	87	27.5	32.5	25 to 35	77.0	3	3.4
06/06/2024	11:00	3	3	14	56	35	5	2	0	0	0	0	0	0	0	0	0	0	0	0	0	118	28.3	33.4	25 to 35	77.1	7	5.9
06/06/2024	12:00	0	4	11	51	37	11	0	0	0	0	0	0	0	0	0	0	0	0	0	0	114	29.2	34.2	25 to 35	77.2	11	9.6
06/06/2024	13:00	0	5	10	48	32	5	4	0	0	0	0	0	0	0	0	0	0	0	0	0	104	29.1	33.9	25 to 35	76.9	9	8.7
06/06/2024	14:00	1	4	12	68	23	9	1	0	0	0	0	0	0	0	0	0	0	0	0	0	118	28.3	33.3	25 to 35	77.1	10	8.5
06/06/2024	15:00	6	13	23	90	48	9	2	0	0	0	0	0	0	0	0	0	0	0	0	0	191	27.6	33.1	25 to 35	72.3	11	5.8
06/06/2024	16:00	3	8	69	87	22	4	3	0	0	0	0	0	0	0	0	0	0	0	0	0	196	26.1	30	20 to 30	79.6	7	3.6
06/06/2024	17:00	0	16	41	103	39	12	1	0	0	0	0	0	0	0	0	0	0	0	0	0	212	27.3	32.6	20 to 30	67.9	13	6.1
06/06/2024	18:00	0	6	28	96	52	6	1	0	0	0	0	0	0	0	0	0	0	0	0	0	189	28.2	33	25 to 35	78.3	7	3.7
06/06/2024	19:00	0	2	14	53	45	11	3	0	0	0	0	0	0	0	0	0	0	0	0	0	128	29.7	34.4	25 to 35	76.6	14	10.9
06/06/2024	20:00	0	3	12	32	27	5	4	2	0	0	0	0	0	0	0	0	0	0	0	0	85	29.7	34.6	25 to 35	69.4	11	12.9
06/06/2024	21:00	0	2	6	34	19	4	1	0	0	0	0	0	0	0	0	0	0	0	0	0	66	29	33.7	25 to 35	80.3	5	7.6
06/06/2024	22:00	0	0	9	21	13	4	1	0	0	0	0	0	0	0	0	0	0	0	0	0	48	29	34.2	25 to 35	70.8	5	10.4
06/06/2024	23:00	0	0	1	11	6	4	1	0	0	0	0	0	0	0	0	0	0	0	0	0	23	30.7	37.5	25 to 35	73.9	5	21.7
24 Hr Summary		26	89	322	1032	534	132	30	3	0	0	0	0	0	0	0	0	0	0	0	0	2168	28.2	33.5	25 to 35	72.2	165	7.6

Incoming Histogram

2024 June Westfield Road Bolebec

from Mon-Apr-29-2024-11-00-AM to Thu-Jun-13-2024-09-59-AM

Date	Starting Hr:min	<15	15 to <20	20 to <25	25 to <30	30 to <35	35 to <40	40 to <45	45 to <50	50 to <55	55 to <60	60 to <65	65 to <70	70 to <75	75 to <80	80 to <85	85 to <90	90 to <95	95 to <100	100 to >105	Total Counts	Avg Speed (MPH)	85pet Speed	10MPH Pace	% in pace	# of Speeders	% Speeders	
07/06/2024	00:00	0	0	2	7	4	2	1	1	0	0	0	0	0	0	0	0	0	0	0	0	17	31.1	37.5	25 to 35	64.7	4	23.5
07/06/2024	01:00	2	3	1	0	2	1	0	0	0	0	0	0	0	0	0	0	0	0	0	0	9	22.2	35	10 to 20	55.6	1	11.1
07/06/2024	02:00	0	0	0	1	0	0	0	0	0	0	0	0	0	0	0	0	0	0	0	0	1	27	30	20 to 30	100.0	*	*
07/06/2024	03:00	1	0	0	0	0	0	0	0	0	0	0	0	0	0	0	0	0	0	0	0	1	12	15	5 to 15	100.0	*	*
07/06/2024	04:00	0	0	0	0	0	1	0	0	0	0	0	0	0	0	0	0	0	0	0	0	1	37	40	30 to 40	100.0	1	100.0
07/06/2024	05:00	0	1	1	7	2	5	0	0	0	0	0	0	0	0	0	0	0	0	0	0	16	30	38	25 to 35	56.3	5	31.3
07/06/2024	06:00	2	2	4	12	8	2	1	0	0	0	0	0	0	0	0	0	0	0	0	0	31	27.5	33.8	25 to 35	64.5	3	9.7
07/06/2024	07:00	0	0	10	38	23	14	1	0	0	0	0	0	0	0	0	0	0	0	0	0	86	30	35.7	25 to 35	70.9	15	17.4
07/06/2024	08:00	0	3	22	54	31	12	2	0	0	0	0	0	0	0	0	0	0	0	0	0	124	28.8	34.2	25 to 35	68.5	14	11.3
07/06/2024	09:00	2	2	9	41	23	8	1	0	0	0	0	0	0	0	0	0	0	0	0	0	86	28.8	34.1	25 to 35	74.4	9	10.5
07/06/2024	10:00	2	4	25	50	19	7	1	0	0	0	0	0	0	0	0	0	0	0	0	0	108	27.2	32.9	20 to 30	69.4	8	7.4
07/06/2024	11:00	0	7	13	61	17	5	0	0	0	0	0	0	0	0	0	0	0	0	0	0	103	27.4	32.1	25 to 35	75.7	5	4.9
07/06/2024	12:00	0	4	16	62	28	6	1	0	0	0	0	0	0	0	0	0	0	0	0	0	117	28.3	33	25 to 35	76.9	7	6.0
07/06/2024	13:00	3	7	10	64	33	8	0	0	0	0	0	0	0	0	0	0	0	0	0	0	125	28.1	33.3	25 to 35	77.6	8	6.4
07/06/2024	14:00	3	7	27	64	39	12	1	0	0	0	0	0	0	0	0	0	0	0	0	0	153	28	33.7	25 to 35	67.3	13	8.5
07/06/2024	15:00	13	16	33	103	38	9	1	0	0	0	0	0	0	0	0	0	0	0	0	0	213	26.4	32.1	25 to 35	66.2	10	4.7
07/06/2024	16:00	0	6	43	109	54	14	3	0	0	0	0	0	0	0	0	0	0	0	0	0	229	28.3	33.4	25 to 35	71.2	17	7.4
07/06/2024	17:00	4	10	28	85	69	14	1	0	0	0	0	0	0	0	0	0	0	0	0	0	211	28.4	33.8	25 to 35	73.0	15	7.1
07/06/2024	18:00	2	11	26	66	62	9	1	0	0	0	0	0	0	0	0	0	0	0	0	0	177	28.3	33.6	25 to 35	72.3	10	5.6
07/06/2024	19:00	0	1	13	43	36	12	2	0	0	0	0	0	0	0	0	0	0	0	0	0	107	29.8	34.7	25 to 35	73.8	14	13.1
07/06/2024	20:00	0	2	7	18	23	4	4	1	0	0	0	0	0	0	0	0	0	0	0	0	59	30.5	35	25 to 35	69.5	9	15.3
07/06/2024	21:00	0	1	8	19	17	6	2	2	0	0	0	0	0	0	0	0	0	0	0	0	55	30.4	36.7	25 to 35	65.5	10	18.2
07/06/2024	22:00	0	1	10	22	13	0	0	1	0	0	0	0	0	0	0	0	0	0	0	0	47	28	32.7	25 to 35	74.5	1	2.1
07/06/2024	23:00	0	1	6	20	13	4	3	0	0	0	0	0	0	0	0	0	0	0	0	0	47	29.7	35	25 to 35	70.2	7	14.9
24 Hr Summary		34	89	314	946	554	155	26	5	0	0	0	0	0	0	0	0	0	0	0	0	2123	28.3	33.8	25 to 35	70.7	186	8.8

Incoming Histogram

2024 June Westfield Road Bolebec

from Mon-Apr-29-2024-11-00-AM to Thu-Jun-13-2024-09-59-AM

Date	Starting Hr:min	<15	15 to <20	20 to <25	25 to <30	30 to <35	35 to <40	40 to <45	45 to <50	50 to <55	55 to <60	60 to <65	65 to <70	70 to <75	75 to <80	80 to <85	85 to <90	90 to <95	95 to <100	100 to >105	Total Counts	Avg Speed (MPH)	85pct Speed	10MPH Pace	% in pace	# of Speeders	% Speeders	
08/06/2024	00:00	0	1	1	7	5	7	0	1	0	0	0	0	0	0	0	0	0	0	0	0	22	31.9	38.6	25 to 35	54.5	8	36.4
08/06/2024	01:00	0	0	0	3	4	0	2	0	0	0	0	0	0	0	0	0	0	0	0	0	9	32.9	42.5	25 to 35	77.8	2	22.2
08/06/2024	02:00	0	1	0	1	1	1	0	1	0	0	0	0	0	0	0	0	0	0	0	0	5	32	40	25 to 35	40.0	2	40.0
08/06/2024	03:00	0	0	1	0	2	0	0	0	0	0	0	0	0	0	0	0	0	0	0	0	3	28.7	35	25 to 35	66.7	*	*
08/06/2024	04:00	0	0	0	2	1	0	0	0	0	0	0	0	0	0	0	0	0	0	0	0	3	28.7	35	25 to 35	100.0	*	*
08/06/2024	05:00	0	1	1	3	3	0	0	1	0	0	0	0	0	0	0	0	0	0	0	0	9	29.3	35	25 to 35	66.7	1	11.1
08/06/2024	06:00	1	0	0	2	6	1	0	0	0	0	0	0	0	0	0	0	0	0	0	0	10	29.9	34.2	25 to 35	80.0	1	10.0
08/06/2024	07:00	2	0	1	8	11	5	0	1	0	0	0	0	0	0	0	0	0	0	0	0	28	30.5	37	25 to 35	67.9	6	21.4
08/06/2024	08:00	1	1	7	24	21	4	0	0	0	0	0	0	0	0	0	0	0	0	0	0	58	28.9	33.8	25 to 35	77.6	4	6.9
08/06/2024	09:00	4	4	12	37	23	7	0	0	0	0	0	0	0	0	0	0	0	0	0	0	87	27.8	33.7	25 to 35	69.0	7	8.0
08/06/2024	10:00	7	7	21	52	30	8	1	0	0	0	0	0	0	0	0	0	0	0	0	0	126	27.1	33.3	25 to 35	65.1	9	7.1
08/06/2024	11:00	1	3	11	52	39	7	0	0	0	0	0	0	0	0	0	0	0	0	0	0	113	28.9	33.7	25 to 35	80.5	7	6.2
08/06/2024	12:00	1	1	19	63	32	7	0	0	0	0	0	0	0	0	0	0	0	0	0	0	123	28.3	33.3	25 to 35	77.2	7	5.7
08/06/2024	13:00	0	3	25	59	29	2	2	1	0	0	0	0	0	0	0	0	0	0	0	0	121	28	32.8	25 to 35	72.7	5	4.1
08/06/2024	14:00	0	3	11	51	28	10	1	0	0	0	0	0	0	0	0	0	0	0	0	0	104	29.1	34.1	25 to 35	76.0	11	10.6
08/06/2024	15:00	1	2	14	59	36	6	2	0	0	0	0	0	0	0	0	0	0	0	0	0	120	28.8	33.6	25 to 35	79.2	8	6.7
08/06/2024	16:00	0	6	9	54	33	14	5	1	0	0	0	0	0	0	0	0	0	0	0	0	122	29.9	35.7	25 to 35	71.3	20	16.4
08/06/2024	17:00	0	4	11	52	37	16	1	0	0	0	0	0	0	0	0	0	0	0	0	0	121	29.6	34.9	25 to 35	73.6	17	14.0
08/06/2024	18:00	1	1	13	35	30	7	2	0	0	0	0	0	0	0	0	0	0	0	0	0	89	29.2	34.3	25 to 35	73.0	9	10.1
08/06/2024	19:00	0	3	7	35	29	9	5	0	0	0	0	0	0	0	0	0	0	0	0	0	88	30.2	35.6	25 to 35	72.7	14	15.9
08/06/2024	20:00	0	3	6	25	21	4	2	0	0	0	0	0	0	0	0	0	0	0	0	0	61	29.3	34.3	25 to 35	75.4	6	9.8
08/06/2024	21:00	0	2	7	18	15	6	0	1	0	0	0	0	0	0	0	0	0	0	0	0	49	29.4	35	25 to 35	67.3	7	14.3
08/06/2024	22:00	0	0	4	15	8	5	1	0	0	0	0	0	0	0	0	0	0	0	0	0	33	30	36	25 to 35	69.7	6	18.2
08/06/2024	23:00	0	1	6	15	6	3	4	0	0	0	0	0	0	0	0	0	0	0	0	0	35	29.7	38.3	20 to 30	60.0	7	20.0
24 Hr Summary		19	47	187	672	450	129	28	7	0	0	0	0	0	0	0	0	0	0	0	0	1539	29	34.3	25 to 35	72.9	164	10.7

Incoming Histogram

2024 June Westfield Road Bolebec

from Mon-Apr-29-2024-11-00-AM to Thu-Jun-13-2024-09-59-AM

Date	Starting Hr:min	<15	15 to <20	20 to <25	25 to <30	30 to <35	35 to <40	40 to <45	45 to <50	50 to <55	55 to <60	60 to <65	65 to <70	70 to <75	75 to <80	80 to <85	85 to <90	90 to <95	95 to <100	100 to >105	Total Counts	Avg Speed (MPH)	85pct Speed	10MPH Pace	% in pace	# of Speeders	% Speeders
09/06/2024	00:00	0	0	2	10	6	4	0	1	0	0	0	0	0	0	0	0	0	0	0	23	30.8	37.5	25 to 35	69.6	5	21.7
09/06/2024	01:00	0	0	1	0	2	2	1	0	0	0	0	0	0	0	0	0	0	0	0	6	33.8	40	30 to 40	66.7	3	50.0
09/06/2024	02:00	0	0	0	0	2	0	0	0	0	0	0	0	0	0	0	0	0	0	0	2	32	35	25 to 35	100.0	*	*
09/06/2024	03:00	0	0	0	2	0	0	0	0	0	0	0	0	0	0	0	0	0	0	0	2	27	30	20 to 30	100.0	*	*
09/06/2024	04:00	0	0	0	0	0	0	0	0	0	0	0	0	0	0	0	0	0	0	0	0	0	0	*	*	*	*
09/06/2024	05:00	0	0	0	0	2	0	1	0	0	0	0	0	0	0	0	0	0	0	0	3	35.3	45	25 to 35	66.7	1	33.3
09/06/2024	06:00	0	0	0	3	4	1	1	1	0	0	0	0	0	0	0	0	0	0	0	10	33.8	40	25 to 35	70.0	3	30.0
09/06/2024	07:00	0	0	0	4	3	1	1	0	0	0	0	0	0	0	0	0	0	0	0	9	31.7	40	25 to 35	77.8	2	22.2
09/06/2024	08:00	0	0	2	21	6	2	1	0	0	0	0	0	0	0	0	0	0	0	0	32	29.2	33.3	25 to 35	84.4	3	9.4
09/06/2024	09:00	0	1	4	19	15	6	0	1	0	0	0	0	0	0	0	0	0	0	0	46	30.1	35	25 to 35	73.9	7	15.2
09/06/2024	10:00	1	11	29	57	21	2	0	0	0	0	0	0	0	0	0	0	0	0	0	121	26.2	31.2	20 to 30	71.1	2	1.7
09/06/2024	11:00	0	6	19	57	29	13	2	0	0	0	0	0	0	0	0	0	0	0	0	126	28.7	34.3	25 to 35	68.3	15	11.9
09/06/2024	12:00	2	6	21	58	33	9	0	0	0	0	0	0	0	0	0	0	0	0	0	129	27.9	33.5	25 to 35	70.5	9	7.0
09/06/2024	13:00	1	2	13	57	30	9	3	0	0	0	0	0	0	0	0	0	0	0	0	115	29	34.2	25 to 35	75.7	12	10.4
09/06/2024	14:00	0	2	15	63	27	6	1	0	0	0	0	0	0	0	0	0	0	0	0	114	28.5	33.1	25 to 35	78.9	7	6.1
09/06/2024	15:00	1	4	24	72	42	6	0	0	0	0	0	0	0	0	0	0	0	0	0	149	28.1	33.1	25 to 35	76.5	6	4.0
09/06/2024	16:00	1	2	19	37	23	8	2	0	0	0	0	0	0	0	0	0	0	0	0	92	28.5	34.1	25 to 35	65.2	10	10.9
09/06/2024	17:00	0	5	20	36	33	8	1	1	0	0	0	0	0	0	0	0	0	0	0	104	28.7	34.1	25 to 35	66.3	10	9.6
09/06/2024	18:00	0	2	13	32	25	9	3	0	0	0	0	0	0	0	0	0	0	0	0	84	29.5	34.8	25 to 35	67.9	12	14.3
09/06/2024	19:00	0	0	6	30	19	9	0	0	0	0	0	0	0	0	0	0	0	0	0	64	29.9	34.7	25 to 35	76.6	9	14.1
09/06/2024	20:00	1	0	1	14	10	6	2	1	0	0	0	0	0	0	0	0	0	0	0	35	31.3	38.3	25 to 35	68.6	9	25.7
09/06/2024	21:00	0	0	4	16	13	5	1	0	0	0	0	0	0	0	0	0	0	0	0	39	30.2	35	25 to 35	74.4	6	15.4
09/06/2024	22:00	0	1	3	6	12	4	0	2	0	0	0	0	0	0	0	0	0	0	0	28	31.4	37.5	25 to 35	64.3	6	21.4
09/06/2024	23:00	0	0	3	10	5	1	1	0	0	0	0	0	0	0	0	0	0	0	0	20	29	34	25 to 35	75.0	2	10.0
24 Hr Summary		7	42	199	604	362	111	21	7	0	0	0	0	0	0	0	0	0	0	0	1353	28.8	34.1	25 to 35	71.4	139	10.3

Incoming Histogram

2024 June Westfield Road Bolebec

from Mon-Apr-29-2024-11-00-AM to Thu-Jun-13-2024-09-59-AM

Date	Starting Hr:min	<15	15 to <20	20 to <25	25 to <30	30 to <35	35 to <40	40 to <45	45 to <50	50 to <55	55 to <60	60 to <65	65 to <70	70 to <75	75 to <80	80 to <85	85 to <90	90 to <95	95 to <100	100 to >105	Total Counts	Avg Speed (MPH)	85pct Speed	10MPH Pace	% in pace	# of Speeders	% Speeders	
10/06/2024	00:00	0	0	0	2	3	2	0	0	0	0	0	0	0	0	0	0	0	0	0	0	7	32.1	37.5	25 to 35	71.4	2	28.6
10/06/2024	01:00	4	2	0	0	0	0	0	0	0	0	0	0	0	0	0	0	0	0	0	0	6	14.2	17.5	10 to 20	100.0	*	*
10/06/2024	02:00	0	0	0	0	0	0	0	0	0	0	0	0	0	0	0	0	0	0	0	0	0	0	0	*	*	*	*
10/06/2024	03:00	0	1	0	1	0	2	0	0	0	0	0	0	0	0	0	0	0	0	0	0	4	29.5	37.5	30 to 40	50.0	2	50.0
10/06/2024	04:00	0	0	0	0	1	0	0	0	0	0	0	0	0	0	0	0	0	0	0	0	1	32	35	25 to 35	100.0	*	*
10/06/2024	05:00	1	0	0	4	2	4	0	0	0	0	0	0	0	0	0	0	0	0	0	0	11	30.1	37.5	25 to 35	54.5	4	36.4
10/06/2024	06:00	0	1	4	15	11	3	0	0	0	0	0	0	0	0	0	0	0	0	0	0	34	29	34.1	25 to 35	76.5	3	8.8
10/06/2024	07:00	1	5	18	63	39	6	0	0	0	0	0	0	0	0	0	0	0	0	0	0	132	28.2	33.2	25 to 35	77.3	6	4.5
10/06/2024	08:00	0	4	20	77	34	11	0	0	0	0	0	0	0	0	0	0	0	0	0	0	146	28.4	33.4	25 to 35	76.0	11	7.5
10/06/2024	09:00	0	3	8	50	29	5	0	0	0	0	0	0	0	0	0	0	0	0	0	0	95	28.8	33.4	25 to 35	83.2	5	5.3
10/06/2024	10:00	1	6	13	41	16	6	1	0	0	0	0	0	0	0	0	0	0	0	0	0	84	27.6	33.1	25 to 35	67.9	7	8.3
10/06/2024	11:00	0	2	11	43	21	5	0	0	0	0	0	0	0	0	0	0	0	0	0	0	82	28.4	33.3	25 to 35	78.0	5	6.1
10/06/2024	12:00	1	4	21	68	21	9	1	0	0	0	0	0	0	0	0	0	0	0	0	0	125	27.9	32.9	20 to 30	71.2	10	8.0
10/06/2024	13:00	0	3	20	60	23	5	1	0	0	0	0	0	0	0	0	0	0	0	0	0	112	27.9	32.6	25 to 35	74.1	6	5.4
10/06/2024	14:00	0	6	21	50	33	7	0	0	0	0	0	0	0	0	0	0	0	0	0	0	117	28.1	33.3	25 to 35	70.9	7	6.0
10/06/2024	15:00	7	11	21	77	33	13	0	0	0	0	0	0	0	0	0	0	0	0	0	0	162	27.3	33.3	25 to 35	67.9	13	8.0
10/06/2024	16:00	1	3	16	83	48	10	1	0	0	0	0	0	0	0	0	0	0	0	0	0	162	28.9	33.6	25 to 35	80.9	11	6.8
10/06/2024	17:00	1	8	28	113	60	6	1	0	0	0	0	0	0	0	0	0	0	0	0	0	217	28.1	32.8	25 to 35	79.7	7	3.2
10/06/2024	18:00	0	1	18	74	43	6	1	0	0	0	0	0	0	0	0	0	0	0	0	0	143	28.8	33.4	25 to 35	81.8	7	4.9
10/06/2024	19:00	0	0	14	42	22	17	0	0	0	0	0	0	0	0	0	0	0	0	0	0	95	29.7	35.9	25 to 35	67.4	17	17.9
10/06/2024	20:00	0	1	2	28	16	4	3	0	0	0	0	0	0	0	0	0	0	0	0	0	54	30.1	34.7	25 to 35	81.5	7	13.0
10/06/2024	21:00	0	1	10	18	10	6	2	0	1	0	0	0	0	0	0	0	0	0	0	0	48	29.6	36.7	20 to 30	58.3	9	18.8
10/06/2024	22:00	0	0	1	23	6	3	1	1	0	0	0	0	0	0	0	0	0	0	0	0	35	30	35	25 to 35	82.9	5	14.3
10/06/2024	23:00	0	0	4	6	1	3	1	0	0	0	0	0	0	0	0	0	0	0	0	0	15	29.3	38.3	20 to 30	66.7	4	26.7
24 Hr Summary		17	62	250	938	472	133	13	1	1	0	0	0	0	0	0	0	0	0	0	1887	28.4	33.6	25 to 35	74.7	148	7.8	

Incoming Histogram

2024 June Westfield Road Bolebec

from Mon-Apr-29-2024-11-00-AM to Thu-Jun-13-2024-09-59-AM

Date	Starting Hr:min	<15	15 to <20	20 to <25	25 to <30	30 to <35	35 to <40	40 to <45	45 to <50	50 to <55	55 to <60	60 to <65	65 to <70	70 to <75	75 to <80	80 to <85	85 to <90	90 to <95	95 to <100	100 to >105	Total Counts	Avg Speed (MPH)	85pet Speed	10MPH Pace	% in pace	# of Speeders	% Speeders
11/06/2024	00:00	0	0	1	1	1	1	0	0	0	0	0	0	0	0	0	0	0	0	0	4	29.5	35	20 to 30	50.0	1	25.0
11/06/2024	01:00	1	3	1	2	0	1	0	0	0	0	0	0	0	0	0	0	0	0	0	8	22.3	30	10 to 20	50.0	1	12.5
11/06/2024	02:00	1	0	0	1	0	0	0	0	0	0	0	0	0	0	0	0	0	0	0	2	19.5	30	5 to 15	50.0	*	*
11/06/2024	03:00	0	0	0	1	0	0	0	0	0	0	0	0	0	0	0	0	0	0	0	1	27	30	20 to 30	100.0	*	*
11/06/2024	04:00	0	0	0	1	1	0	0	0	0	0	0	0	0	0	0	0	0	0	0	2	29.5	35	25 to 35	100.0	*	*
11/06/2024	05:00	2	0	2	2	5	2	0	0	0	0	0	0	0	0	0	0	0	0	0	13	27.7	35	25 to 35	53.8	2	15.4
11/06/2024	06:00	1	1	1	15	11	2	2	0	0	0	0	0	0	0	0	0	0	0	0	33	29.6	34.5	25 to 35	78.8	4	12.1
11/06/2024	07:00	0	1	10	78	26	8	1	0	0	0	0	0	0	0	0	0	0	0	0	124	28.8	33.1	25 to 35	83.9	9	7.3
11/06/2024	08:00	0	6	16	91	33	7	0	0	0	0	0	0	0	0	0	0	0	0	0	153	28.1	32.6	25 to 35	81.0	7	4.6
11/06/2024	09:00	1	2	16	38	28	8	0	0	0	0	0	0	0	0	0	0	0	0	0	93	28.5	33.9	25 to 35	71.0	8	8.6
11/06/2024	10:00	0	2	16	39	15	5	0	0	0	0	0	0	0	0	0	0	0	0	0	77	27.8	32.7	20 to 30	71.4	5	6.5
11/06/2024	11:00	1	5	7	39	22	5	2	0	0	0	0	0	0	0	0	0	0	0	0	81	28.5	33.9	25 to 35	75.3	7	8.6
11/06/2024	12:00	3	6	14	61	23	3	2	0	0	0	0	0	0	0	0	0	0	0	0	112	27.4	32.4	25 to 35	75.0	5	4.5
11/06/2024	13:00	1	2	17	57	26	7	0	0	0	0	0	0	0	0	0	0	0	0	0	110	28.2	33.3	25 to 35	75.5	7	6.4
11/06/2024	14:00	1	6	9	55	24	2	0	0	0	0	0	0	0	0	0	0	0	0	0	97	27.6	32.3	25 to 35	81.4	2	2.1
11/06/2024	15:00	8	18	24	84	40	9	1	1	0	0	0	0	0	0	0	0	0	0	0	185	27	32.9	25 to 35	67.0	11	5.9
11/06/2024	16:00	5	7	34	91	30	12	1	0	0	0	0	0	0	0	0	0	0	0	0	180	27.2	32.7	20 to 30	69.4	13	7.2
11/06/2024	17:00	0	12	35	96	51	14	2	0	0	0	0	0	0	0	0	0	0	0	0	210	28.1	33.4	25 to 35	70.0	16	7.6
11/06/2024	18:00	0	5	27	102	52	10	2	2	0	0	0	0	0	0	0	0	0	0	0	200	28.7	33.5	25 to 35	77.0	14	7.0
11/06/2024	19:00	0	3	12	52	40	5	1	0	0	0	0	0	0	0	0	0	0	0	0	113	29	33.6	25 to 35	81.4	6	5.3
11/06/2024	20:00	0	1	10	28	23	7	1	0	0	0	0	0	0	0	0	0	0	0	0	70	29.4	34.6	25 to 35	72.9	8	11.4
11/06/2024	21:00	0	3	7	19	19	6	1	0	0	0	0	0	0	0	0	0	0	0	0	55	29.3	34.7	25 to 35	69.1	7	12.7
11/06/2024	22:00	0	0	7	17	14	7	1	0	0	0	0	0	0	0	0	0	0	0	0	46	30	35.7	25 to 35	67.4	8	17.4
11/06/2024	23:00	0	1	2	9	6	1	0	0	0	0	0	0	0	0	0	0	0	0	0	19	28.4	33.3	25 to 35	78.9	1	5.3
24 Hr Summary		25	84	268	979	490	122	17	3	0	0	0	0	0	0	0	0	0	0	0	1988	28.2	33.4	25 to 35	73.9	142	7.1

Incoming Histogram

2024 June Westfield Road Bolebec

from Mon-Apr-29-2024-11-00-AM to Thu-Jun-13-2024-09-59-AM

Date	Starting Hr:min	<15	15 to <20	20 to <25	25 to <30	30 to <35	35 to <40	40 to <45	45 to <50	50 to <55	55 to <60	60 to <65	65 to <70	70 to <75	75 to <80	80 to <85	85 to <90	90 to <95	95 to <100	100 to >105	Total Counts	Avg Speed (MPH)	85pet Speed	10MPH Pace	% in pace	# of Speeders	% Speeders
12/06/2024	00:00	0	0	0	1	3	1	1	0	0	0	0	0	0	0	0	0	0	0	0	6	33.8	40	25 to 35	66.7	2	33.3
12/06/2024	01:00	3	4	0	0	1	0	1	1	0	0	0	0	0	0	0	0	0	0	0	10	22.8	35	10 to 20	70.0	2	20.0
12/06/2024	02:00	0	0	0	3	1	0	0	0	0	0	0	0	0	0	0	0	0	0	0	4	28.5	30	25 to 35	100.0	*	*
12/06/2024	03:00	1	0	2	0	1	1	1	0	0	0	0	0	0	0	0	0	0	0	0	6	27.8	40	15 to 25	33.3	2	33.3
12/06/2024	04:00	0	0	0	0	1	0	1	0	0	0	0	0	0	0	0	0	0	0	0	2	37	45	25 to 35	50.0	1	50.0
12/06/2024	05:00	0	0	5	4	6	1	1	0	0	0	0	0	0	0	0	0	0	0	0	17	29	34.2	25 to 35	58.8	2	11.8
12/06/2024	06:00	0	2	2	19	8	1	0	0	0	0	0	0	0	0	0	0	0	0	0	32	28	32.5	25 to 35	84.4	1	3.1
12/06/2024	07:00	1	4	17	50	16	9	0	0	0	0	0	0	0	0	0	0	0	0	0	97	27.8	33.1	20 to 30	69.1	9	9.3
12/06/2024	08:00	3	8	17	73	47	7	2	0	0	0	0	0	0	0	0	0	0	0	0	157	28.3	33.4	25 to 35	76.4	9	5.7
12/06/2024	09:00	0	2	7	44	31	4	1	1	0	0	0	0	0	0	0	0	0	0	0	90	29.4	33.7	25 to 35	83.3	6	6.7
12/06/2024	10:00	2	2	13	49	27	2	0	0	0	0	0	0	0	0	0	0	0	0	0	95	27.9	32.8	25 to 35	80.0	2	2.1
12/06/2024	11:00	1	4	7	51	20	5	2	0	0	0	0	0	0	0	0	0	0	0	0	90	28.4	33.2	25 to 35	78.9	7	7.8
12/06/2024	12:00	1	7	17	58	13	4	1	0	0	0	0	0	0	0	0	0	0	0	0	101	27	31.2	20 to 30	74.3	5	5.0
12/06/2024	13:00	1	10	16	58	31	9	0	0	0	0	0	0	0	0	0	0	0	0	0	125	27.8	33.4	25 to 35	71.2	9	7.2
12/06/2024	14:00	1	4	20	52	36	10	3	0	0	0	0	0	0	0	0	0	0	0	0	126	28.8	34.2	25 to 35	69.8	13	10.3
12/06/2024	15:00	6	21	23	90	48	8	2	1	0	0	0	0	0	0	0	0	0	0	0	199	27.2	33	25 to 35	69.3	11	5.5
12/06/2024	16:00	0	10	25	100	57	9	4	0	0	0	0	0	0	0	0	0	0	0	0	205	28.5	33.4	25 to 35	76.6	13	6.3
12/06/2024	17:00	0	11	34	91	69	13	0	0	0	0	0	0	0	0	0	0	0	0	0	218	28.4	33.6	25 to 35	73.4	13	6.0
12/06/2024	18:00	0	15	31	103	53	8	1	0	0	0	0	0	0	0	0	0	0	0	0	211	27.7	32.8	25 to 35	73.9	9	4.3
12/06/2024	19:00	0	1	15	51	33	13	4	1	0	0	0	0	0	0	0	0	0	0	0	118	29.9	35	25 to 35	71.2	18	15.3
12/06/2024	20:00	0	2	8	30	30	8	0	0	0	0	0	0	0	0	0	0	0	0	0	78	29.6	34.3	25 to 35	76.9	8	10.3
12/06/2024	21:00	0	3	10	27	20	3	2	0	0	0	0	0	0	0	0	0	0	0	0	65	28.6	33.8	25 to 35	72.3	5	7.7
12/06/2024	22:00	0	1	6	27	8	2	3	0	0	0	0	0	0	0	0	0	0	0	0	47	28.8	33.8	25 to 35	74.5	5	10.6
12/06/2024	23:00	0	0	1	9	6	2	1	0	0	0	0	0	0	0	0	0	0	0	0	19	30.5	35	25 to 35	78.9	3	15.8
24 Hr Summary		20	111	276	990	566	120	31	4	0	0	0	0	0	0	0	0	0	0	0	2118	28.3	33.6	25 to 35	73.5	155	7.3

Incoming Histogram

2024 June Westfield Road Bolebec

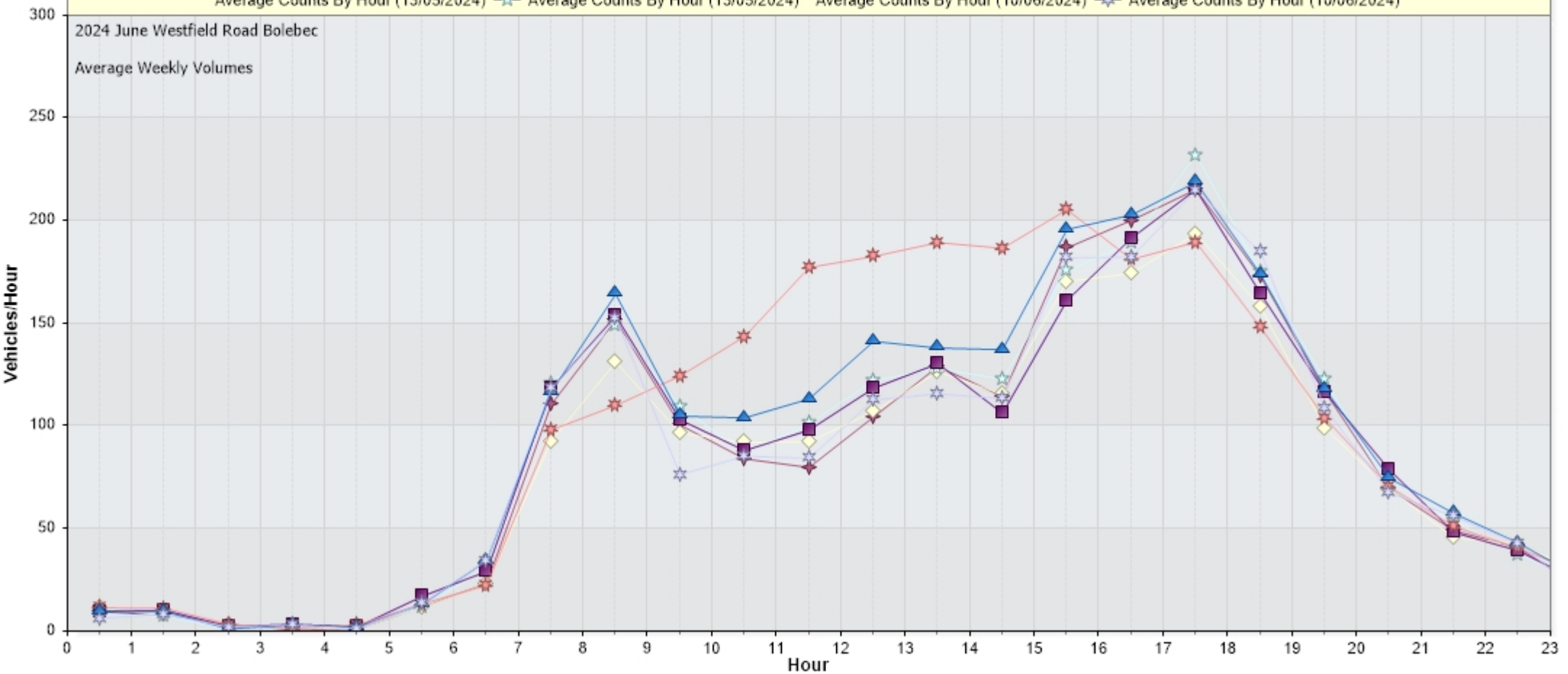
from Mon-Apr-29-2024-11-00-AM to Thu-Jun-13-2024-09-59-AM

Date	Starting Hr:min	<15	15 to <20	20 to <25	25 to <30	30 to <35	35 to <40	40 to <45	45 to <50	50 to <55	55 to <60	60 to <65	65 to <70	70 to <75	75 to <80	80 to <85	85 to <90	90 to <95	95 to <100	100 to >105	Total Counts	Avg Speed (MPH)	85pct Speed	10MPH Pace	% in pace	# of Speeders	% Speeders		
13/06/2024	00:00	0	1	1	2	3	1	0	0	0	0	0	0	0	0	0	0	0	0	0	0	8	28.4	35	25 to 35	62.5	1	12.5	
13/06/2024	01:00	3	3	0	1	2	0	0	0	0	0	0	0	0	0	0	0	0	0	0	0	9	20	32.5	10 to 20	66.7	*	*	
13/06/2024	02:00	0	0	1	1	0	0	0	0	0	0	0	0	0	0	0	0	0	0	0	0	2	24.5	30	20 to 30	100.0	*	*	
13/06/2024	03:00	1	1	0	0	0	0	0	0	0	0	0	0	0	0	0	0	0	0	0	0	2	14.5	20	10 to 20	100.0	*	*	
13/06/2024	04:00	0	0	0	0	0	0	0	0	0	0	0	0	0	0	0	0	0	0	0	0	0	0	0	*	*	*	*	
13/06/2024	05:00	0	1	3	3	3	1	2	0	0	0	0	0	0	0	0	0	0	0	0	0	13	29.5	40	20 to 30	46.2	3	23.1	
13/06/2024	06:00	1	1	5	15	12	4	1	0	0	0	0	0	0	0	0	0	0	0	0	0	39	29.1	34.6	25 to 35	69.2	5	12.8	
13/06/2024	07:00	2	4	14	59	33	6	2	0	0	0	0	0	0	0	0	0	0	0	0	0	120	28.4	33.5	25 to 35	76.7	8	6.7	
13/06/2024	08:00	1	5	27	71	43	4	3	0	0	0	0	0	0	0	0	0	0	0	0	0	154	28.1	33.1	25 to 35	74.0	7	4.5	
13/06/2024	09:00	0	0	4	12	8	2	1	0	0	0	0	0	0	0	0	0	0	0	0	0	27	29.5	34.4	25 to 35	74.1	3	11.1	
13/06/2024	10:00	*	*	*	*	*	*	*	*	*	*	*	*	*	*	*	*	*	*	*	*	*	*	*	*	*	*	*	*
13/06/2024	11:00	*	*	*	*	*	*	*	*	*	*	*	*	*	*	*	*	*	*	*	*	*	*	*	*	*	*	*	*
13/06/2024	12:00	*	*	*	*	*	*	*	*	*	*	*	*	*	*	*	*	*	*	*	*	*	*	*	*	*	*	*	*
13/06/2024	13:00	*	*	*	*	*	*	*	*	*	*	*	*	*	*	*	*	*	*	*	*	*	*	*	*	*	*	*	*
13/06/2024	14:00	*	*	*	*	*	*	*	*	*	*	*	*	*	*	*	*	*	*	*	*	*	*	*	*	*	*	*	*
13/06/2024	15:00	*	*	*	*	*	*	*	*	*	*	*	*	*	*	*	*	*	*	*	*	*	*	*	*	*	*	*	*
13/06/2024	16:00	*	*	*	*	*	*	*	*	*	*	*	*	*	*	*	*	*	*	*	*	*	*	*	*	*	*	*	*
13/06/2024	17:00	*	*	*	*	*	*	*	*	*	*	*	*	*	*	*	*	*	*	*	*	*	*	*	*	*	*	*	*
13/06/2024	18:00	*	*	*	*	*	*	*	*	*	*	*	*	*	*	*	*	*	*	*	*	*	*	*	*	*	*	*	*
13/06/2024	19:00	*	*	*	*	*	*	*	*	*	*	*	*	*	*	*	*	*	*	*	*	*	*	*	*	*	*	*	*
13/06/2024	20:00	*	*	*	*	*	*	*	*	*	*	*	*	*	*	*	*	*	*	*	*	*	*	*	*	*	*	*	*
13/06/2024	21:00	*	*	*	*	*	*	*	*	*	*	*	*	*	*	*	*	*	*	*	*	*	*	*	*	*	*	*	*
13/06/2024	22:00	*	*	*	*	*	*	*	*	*	*	*	*	*	*	*	*	*	*	*	*	*	*	*	*	*	*	*	*
13/06/2024	23:00	*	*	*	*	*	*	*	*	*	*	*	*	*	*	*	*	*	*	*	*	*	*	*	*	*	*	*	*
24 Hr Summary		8	16	55	164	104	18	9	0	0	0	0	0	0	0	0	0	0	0	0	0	374	28.2	33.6	25 to 35	71.7	27	7.2	

Incoming: Average Hourly Volume for Week of 10/06/2024

Average Counts By Hour (20/05/2024) Average Counts By Hour (20/05/2024) Average Counts By Hour (20/05/2024) Average Counts By Hour (20/05/2024)
Average Counts By Hour (29/04/2024) Average Counts By Hour (29/04/2024) Average Counts By Hour (27/05/2024) Average Counts By Hour (27/05/2024)
Average Counts By Hour (06/05/2024) Average Counts By Hour (06/05/2024) Average Counts By Hour (03/06/2024) Average Counts By Hour (03/06/2024)
Average Counts By Hour (13/05/2024) Average Counts By Hour (13/05/2024) Average Counts By Hour (10/06/2024) Average Counts By Hour (10/06/2024)

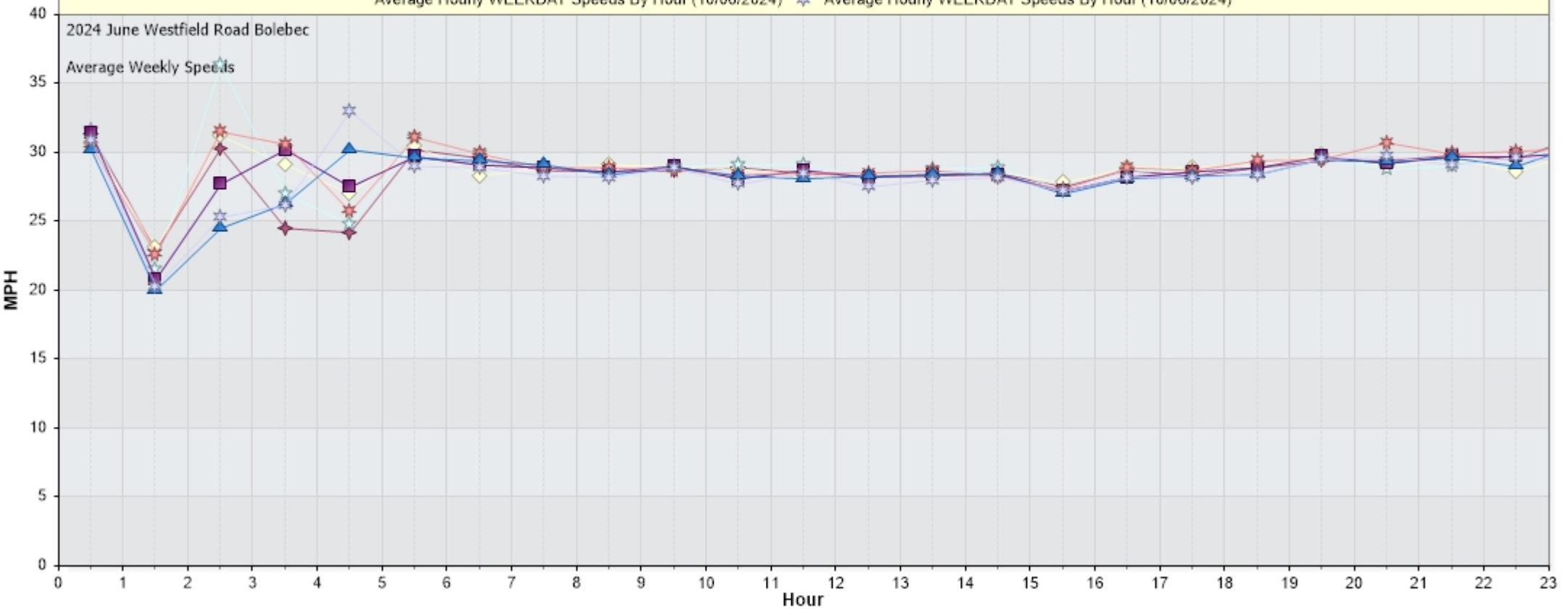
2024 June Westfield Road Bolebec
Average Weekly Volumes



Incoming:Average Hourly WEEKDAY Speeds for Week of 10/06/2024

- Average Hourly WEEKDAY Speeds By Hour (20/05/2024) —●— Average Hourly WEEKDAY Speeds By Hour (20/05/2024)
- Average Hourly WEEKDAY Speeds By Hour (29/04/2024) —◆— Average Hourly WEEKDAY Speeds By Hour (29/04/2024)
- Average Hourly WEEKDAY Speeds By Hour (06/05/2024) —◇— Average Hourly WEEKDAY Speeds By Hour (06/05/2024)
- Average Hourly WEEKDAY Speeds By Hour (13/05/2024) —☆— Average Hourly WEEKDAY Speeds By Hour (13/05/2024)
- Average Hourly WEEKDAY Speeds By Hour (20/05/2024) —■— Average Hourly WEEKDAY Speeds By Hour (20/05/2024)
- Average Hourly WEEKDAY Speeds By Hour (27/05/2024) —★— Average Hourly WEEKDAY Speeds By Hour (27/05/2024)
- Average Hourly WEEKDAY Speeds By Hour (03/06/2024) —▲— Average Hourly WEEKDAY Speeds By Hour (03/06/2024)
- Average Hourly WEEKDAY Speeds By Hour (10/06/2024) —☆— Average Hourly WEEKDAY Speeds By Hour (10/06/2024)

2024 June Westfield Road Bolebec
Average Weekly Speeds



Incoming:Daily Volume for Week of 20/05/2024

Daily Vehicle Counts



Daily Vehicle Counts

2024 June Westfield Road Bolebec

Daily Volumes

Vehicles

2,500
2,000
1,500
1,000
500
0

Monday

Tuesday

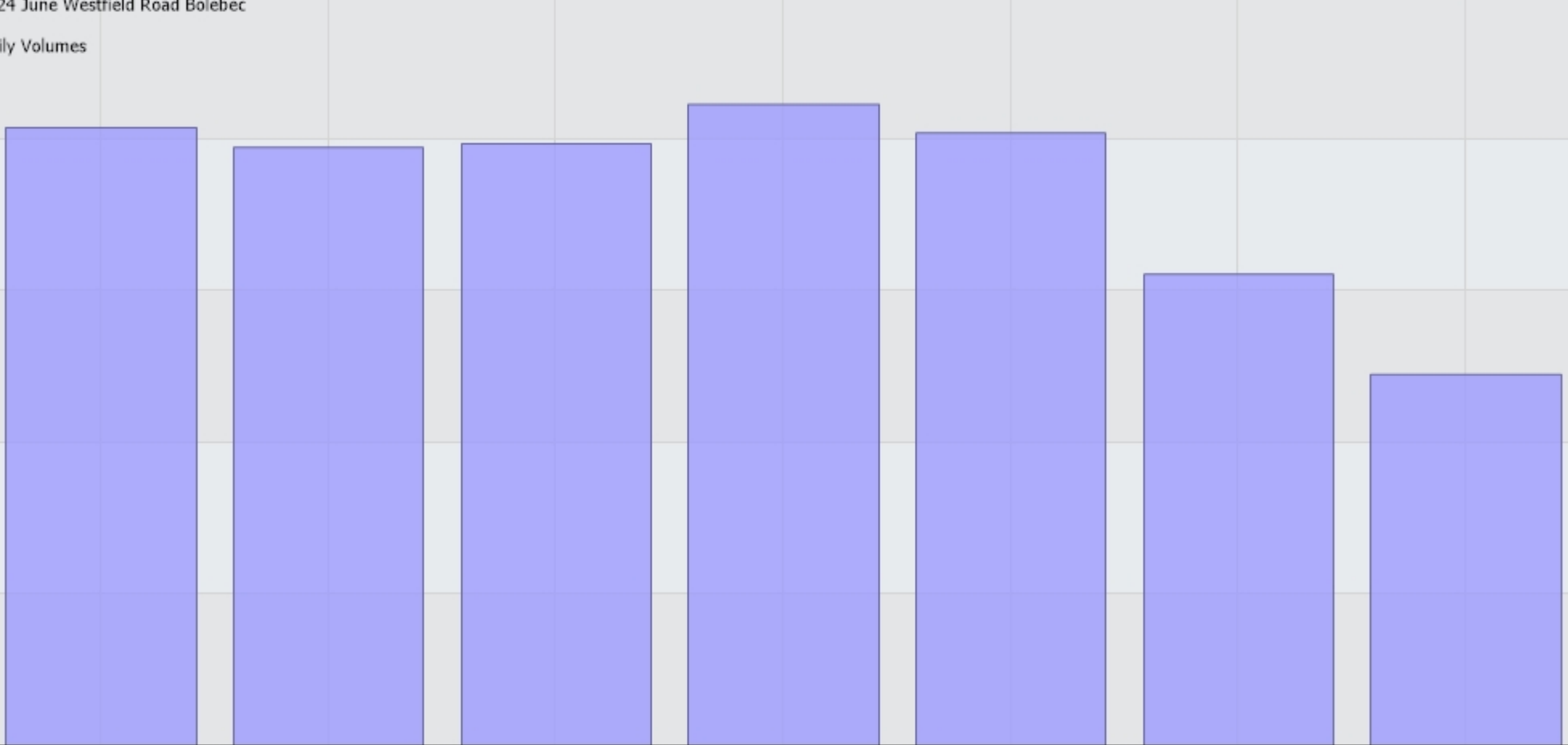
Wednesday

Thursday
Day

Friday

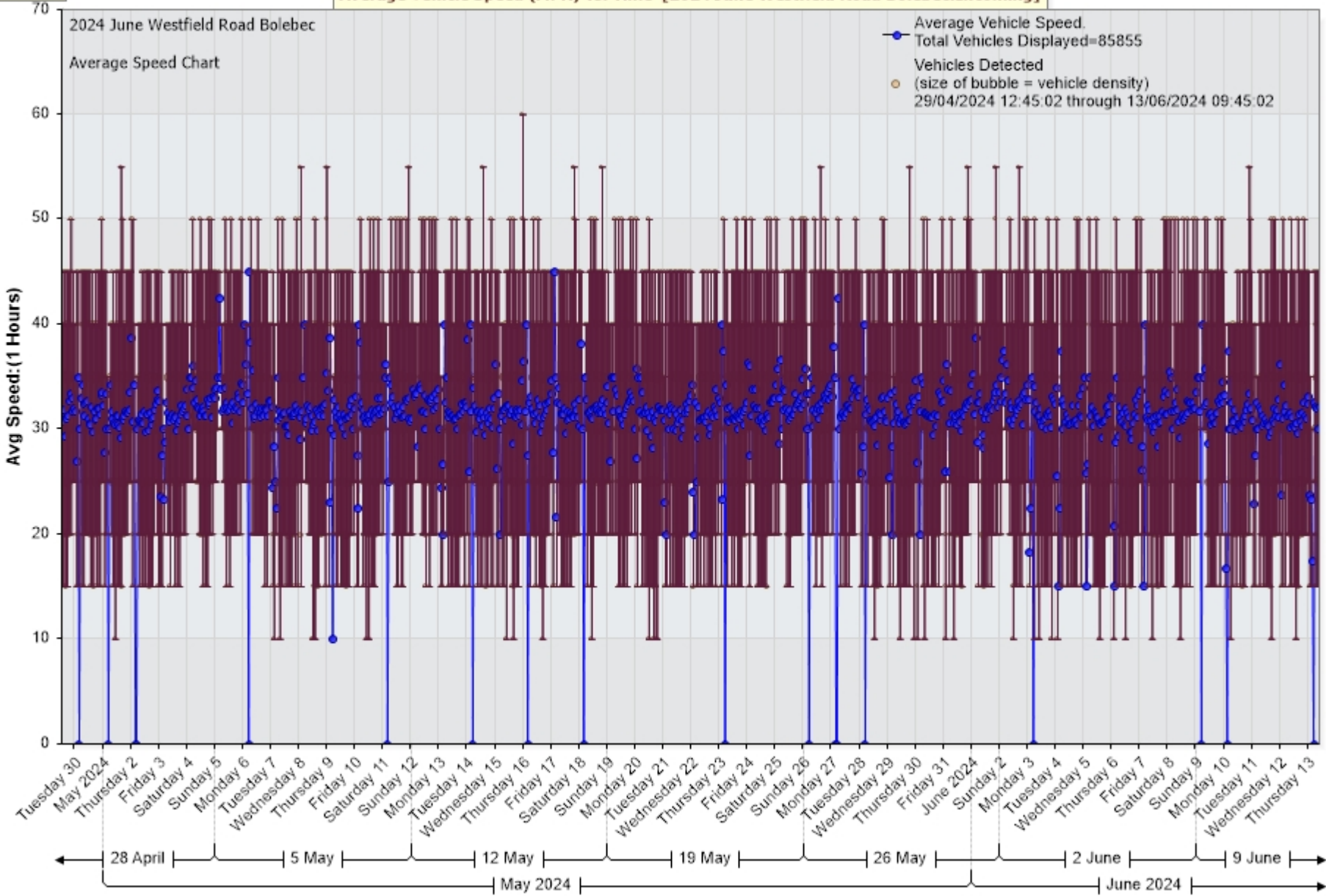
Saturday

Sunday



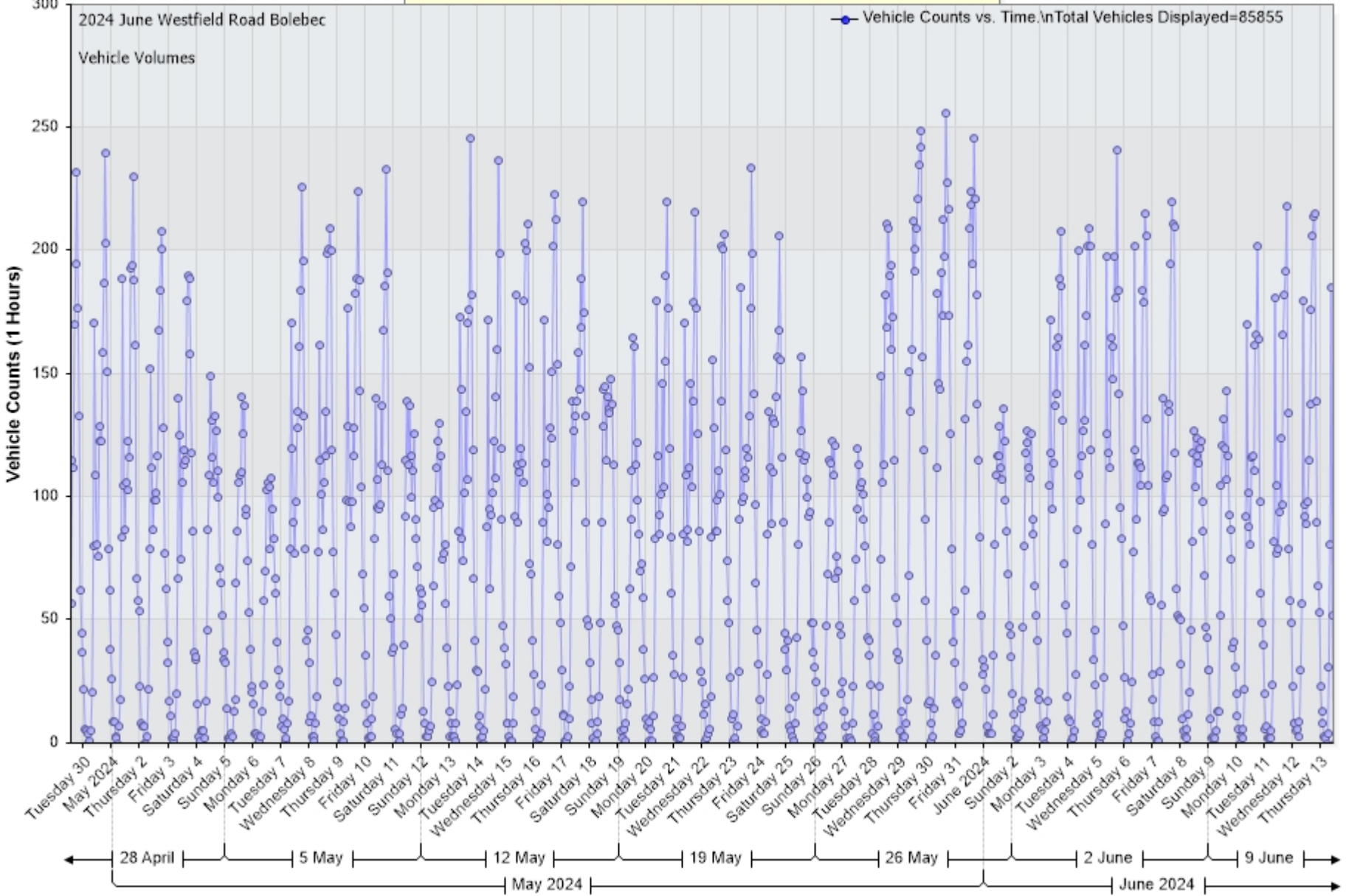
Zoom help

Average Vehicle Speed (MPH) vs. Time [2024 June Westfield Road Bolebec:Incoming]

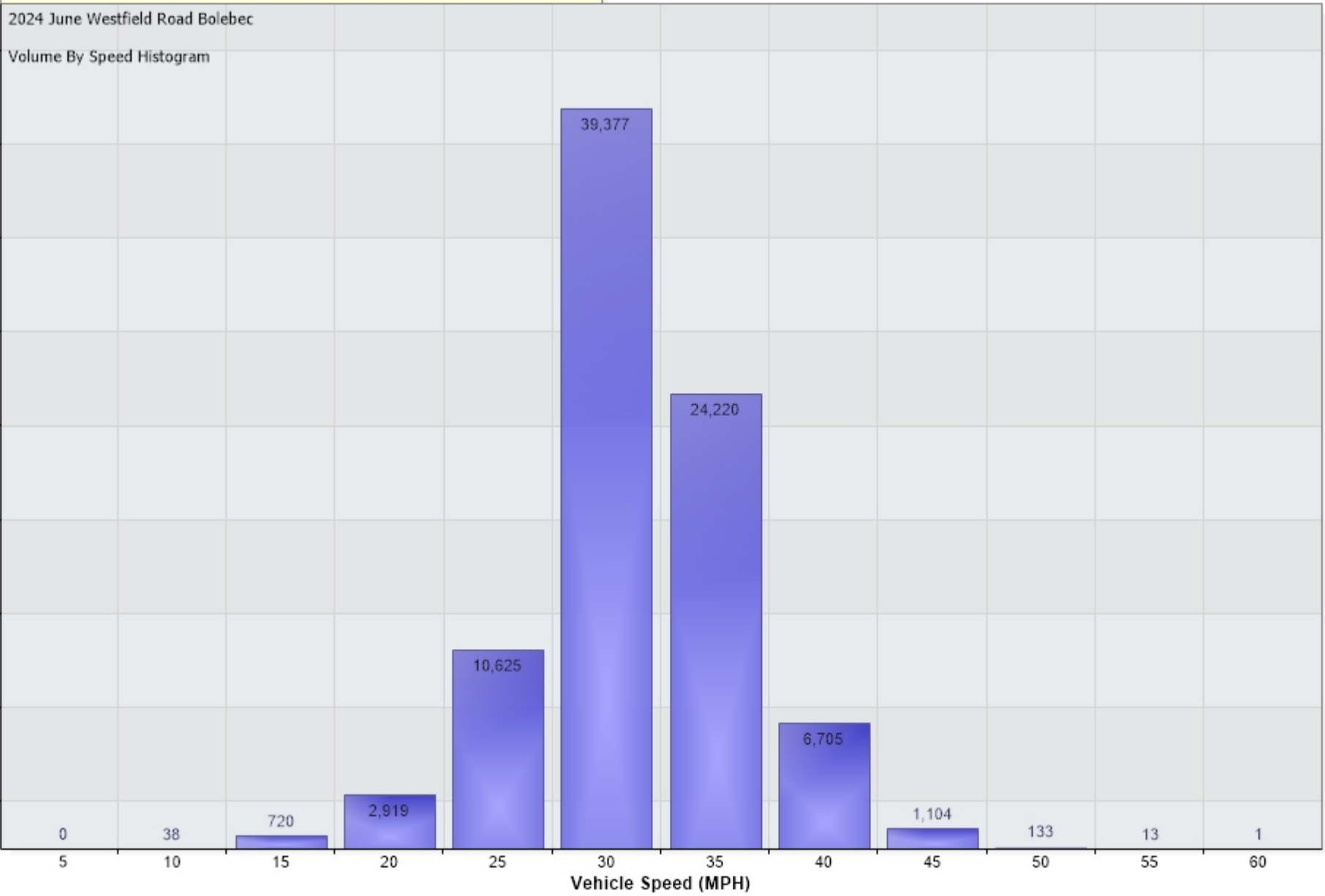


Zoom help

Vehicle Counts vs. Time [2024 June Westfield Road Bolebec: Incoming]



Vehicle Counts Vs. Speed [2024 June Westfield Road Bolebec: Incoming]



85,855 Counts

Percentile Counts Vs. Speed for [2024 June Westfield Road Bolebec: Incoming]

2024 June Westfield Road Bolebec
85th Pct Speed=34.0 MPH
Vehicles in data=85855
29/04/2024 11:00:00 to 13/06/2024 09:59:59

