For Project:	2025 August Westfield Road (anchor)				
Project Notes:					
Location/Name:	Incoming				
Report Generated:	16/08/2025	00:43:51			
Speed Intervals	5 MPH				
Time Intervals	Instant				
Traffic Report From	23/06/2025	11:00:00	through	13/08/2025	09:59:59
85th Percentile Speed	33.5 MPH				
85th Percentile Vehicles	67355				
Max Speed	60 MPH	on	30/06/2025	22:45:00	
Total Vehicles	79241				
AADT:	1555				

Volumes - weekly counts

	Time	5 Day	7 Day
Average Daily		1891	1757
AM Peak	07:00	135	105
PM Peak	17:00	196	166

Speed

Speed Limit:	35		
85th Percentile Speed:	33.5		
50th Percentile Speed:	28.2		
10 MPH Pace Interval:	25.0 MPH	to	35.0 MPH
Average Speed:	28.4		

	Monday	Tuesday	Wednesday	Thursday	Friday	Saturday	Sunday
Count over limit	831	875	812	898	968	858	806
% over limit	6.4	6.9	6.6	7.2	8.2	9.2	10.4
Avg Speeder	38.4	38.4	38.3	38.4	38.5	38.5	38.5
Avg Speed	5.0	5.0	4.9	4.9	5.4	6.4	7.1

Incoming Summary
2025 August Westfield Road (anchor) from Mon-Jun-23-2025-11-00-AM to Wed-Aug-13-2025-09-59-AM

Day/Time Ending	85th pctl (MPH)	85th pctl cnts	Total Cnts	Max Speed	Avg Speeder	% Speeders	Avg Speed
23/06/2025 12:00:00	29.8	43	51	35	0.0	0.0%	24.9
23/06/2025 13:00:00	32.4	105	123	40	37.5	4.1%	27.1
23/06/2025 14:00:00	32.0	102	120	40	37.5	1.7%	27.5
23/06/2025 15:00:00	30.8	106	125	45	39.2	2.4%	26.4
23/06/2025 16:00:00	32.6	135	159	45	39.4	5.0%	26.7
23/06/2025 17:00:00	32.7	187	220	45	37.9	6.4%	27.6
23/06/2025 18:00:00	32.4	191	225	45	38.0	4.4%	27.3
23/06/2025 19:00:00	33.2	132	155	45	38.6	5.8%	28.3
23/06/2025 20:00:00	33.8	105	123	45	38.2	5.7%	28.7
23/06/2025 21:00:00	34.0	66	78	50	39.6	9.0%	29.3
23/06/2025 22:00:00	34.1	42	49	45	38.8	8.2%	29.5
23/06/2025 23:00:00	36.0	28	33	45	38.3	18.2%	29.9
24/06/2025 00:00:00	35.0	12	14	45	40.0	14.3%	30.8
24/06/2025 01:00:00	34.0	9	11	40	37.5	9.1%	29.6
24/06/2025 02:00:00	45.0	3	3	45	40.0	66.7%	33.7
24/06/2025 03:00:00	33.3	4	5	35	0.0	0.0%	26.4
24/06/2025 04:00:00	27.5	6	7	30	0.0	0.0%	20.7
24/06/2025 05:00:00	0.0	0	0	0	0.0	0.0%	0.0
24/06/2025 06:00:00	35.0	14	17	45	39.2	17.6%	29.1
24/06/2025 07:00:00	37.0	33	39	45	39.4	20.5%	29.4
24/06/2025 08:00:00	33.0	121	142	45	38.1	5.6%	27.9
24/06/2025 09:00:00	32.7	131	154	45	39.2	1.9%	28.1
24/06/2025 10:00:00	33.2	85	100	45	38.3	6.0%	28.4
24/06/2025 11:00:00	31.4	74	87	50	40.5	5.7%	27.6
24/06/2025 12:00:00	33.0	76	90	50	39.2	6.7%	27.7
24/06/2025 13:00:00	33.4	101	119	40	37.5	7.6%	28.2
24/06/2025 14:00:00	31.9	103	121	45	39.5	4.1%	27.2
24/06/2025 15:00:00	32.2	105	124	45	38.3	4.8%	27.0
24/06/2025 16:00:00	31.8	153	180	40	37.5	3.9%	26.7
24/06/2025 17:00:00	31.8	189	222	45	39.2	5.4%	27.4
24/06/2025 18:00:00	32.6	200	235	45	38.2	6.4%	27.6
24/06/2025 19:00:00	32.8	152	179	50	39.5	2.8%	28.4
24/06/2025 20:00:00	33.8	114	134	40	37.5	9.7%	28.7
24/06/2025 21:00:00	35.4	78	92	45	37.8	16.3%	28.6
24/06/2025 22:00:00	34.1	44	52	45	39.5	9.6%	29.7
24/06/2025 23:00:00	34.5	37	44	45	39.2	13.6%	29.5
25/06/2025 00:00:00	36.7	21	25	50	40.5	20.0%	29.6
25/06/2025 01:00:00	37.5	6	7	40	37.5	28.6%	29.4
25/06/2025 02:00:00	40.0	3	3	40	37.5	33.3%	22.0
25/06/2025 03:00:00	35.0	4	5	50	47.5	20.0%	27.0
25/06/2025 04:00:00	17.5	3	4	20	0.0	0.0%	15.0
25/06/2025 05:00:00	0.0	0	0	0	0.0	0.0%	0.0
25/06/2025 06:00:00	36.7	16	19	45	38.8	21.1%	31.5
25/06/2025 07:00:00	38.8	46	54	45	39.6	25.9%	30.8
25/06/2025 08:00:00	33.8	115	135	45	38.4	8.1%	29.2
25/06/2025 09:00:00	32.8	135	159	45	39.2	3.8%	28.1
25/06/2025 10:00:00	33.5	77	91	45	38.9	7.7%	28.3

25/06/2025 11:00:00	33.0	76	89	45	38.5	5.6%	28.3
25/06/2025 12:00:00	33.4	82	96	40	37.5	5.2%	28.7
25/06/2025 13:00:00	32.6	84	99	40	37.5	5.1%	28.2
25/06/2025 14:00:00	32.6	93	109	40	37.5	4.6%	27.6
25/06/2025 15:00:00	33.3	97	114	45	38.9	6.1%	28.0
25/06/2025 16:00:00	31.6	154	181	45	39.5	2.8%	26.9
25/06/2025 17:00:00	32.7	168	198	40	37.5	3.5%	27.4
25/06/2025 18:00:00	32.9	172	202	40	37.5	4.5%	28.0
25/06/2025 19:00:00	33.1	176	207	40	37.5	6.3%	27.9
25/06/2025 20:00:00	33.9	133	157	40	37.5	8.9%	28.7
25/06/2025 21:00:00	34.0	85	100	50	39.4	8.0%	29.0
25/06/2025 22:00:00	34.1	49	58	40	37.5	10.3%	29.2
25/06/2025 23:00:00	33.6	40	47	45	38.8	8.5%	28.0
26/06/2025 00:00:00	31.7	16	19	40	37.5	5.3%	28.2
26/06/2025 01:00:00	35.0	12	14	40	37.5	14.3%	28.4
26/06/2025 02:00:00	30.0	4	5	35	0.0	0.0%	23.2
26/06/2025 03:00:00	15.0	1	1	15	0.0	0.0%	12.0
26/06/2025 04:00:00	30.0	4	5	35	0.0	0.0%	22.2
26/06/2025 05:00:00	40.0	3	3	40	37.5	33.3%	28.7
26/06/2025 06:00:00	33.8	13	15	40	37.5	6.7%	27.6
26/06/2025 07:00:00	35.0	42	49	45	39.6	14.3%	29.3
26/06/2025 08:00:00	33.4	127	149	45	39.7	6.0%	28.2
26/06/2025 09:00:00	32.9	137	161	45	38.0	6.2%	28.1
26/06/2025 10:00:00	33.8	98	115	45	39.0	8.7%	28.3
26/06/2025 11:00:00	33.8	88	104	45	38.1	8.7%	28.6
26/06/2025 12:00:00	32.8	82	97	45	38.3	6.2%	27.9
26/06/2025 13:00:00	32.8	96	113	45	38.5	4.4%	27.8
26/06/2025 14:00:00	33.1	114	134	40	37.5	8.2%	27.4
26/06/2025 15:00:00	32.2	106	125	45	38.8	3.2%	27.0
26/06/2025 16:00:00	32.9	150	176	40	37.5	5.7%	27.4
26/06/2025 17:00:00	32.1	171	201	45	38.0	5.0%	26.8
26/06/2025 18:00:00	33.1	192	226	40	37.5	5.8%	27.9
26/06/2025 19:00:00	33.7	167	196	50	38.6	9.7%	28.4
26/06/2025 20:00:00	34.2	110	129	40	37.5	8.5%	29.6
26/06/2025 21:00:00	33.5	78	92	40	37.5	5.4%	29.1
26/06/2025 22:00:00	33.5	63	74	50	40.0	5.4%	28.6
26/06/2025 23:00:00	37.1	43	51	45	39.3	21.6%	30.3
27/06/2025 00:00:00	33.8	37	44	40	37.5	11.4%	28.3
27/06/2025 01:00:00	36.7	14	16	40	37.5	18.8%	31.4
27/06/2025 02:00:00	30.0	6	7	35	0.0	0.0%	26.6
27/06/2025 03:00:00	40.0	1	1	40	37.5	100.0%	37.0
27/06/2025 04:00:00	30.0	3	3	30	0.0	0.0%	18.7
27/06/2025 05:00:00	25.0	1	1	25	0.0	0.0%	22.0
27/06/2025 06:00:00	33.8	17	20	40	37.5	5.0%	29.9
27/06/2025 07:00:00	34.2	36	42	45	39.2	7.1%	29.5
27/06/2025 08:00:00	33.6	94	111	45	38.5	9.0%	28.6
27/06/2025 09:00:00	34.0	102	120	40	37.5	9.2%	29.2
27/06/2025 10:00:00	33.1	87	102	45	38.3	5.9%	28.3

27/06/2025 11:00:00	30.4	83	98	40	37.5	3.1%	26.6
27/06/2025 12:00:00	32.4	88	104	40	37.5	4.8%	28.0
27/06/2025 13:00:00	33.4	94	110	45	38.1	7.3%	28.3
27/06/2025 14:00:00	32.8	115	135	40	37.5	4.4%	28.4
27/06/2025 15:00:00	33.4	109	128	45	38.6	7.0%	27.6
27/06/2025 16:00:00	33.6	148	174	45	37.9	7.5%	27.8
27/06/2025 17:00:00	32.5	177	208	50	39.2	2.9%	27.7
27/06/2025 18:00:00	33.6	174	205	45	37.9	6.3%	28.4
27/06/2025 19:00:00	34.5	115	135	45	38.1	11.9%	29.2
27/06/2025 20:00:00	36.2	92	108	45	38.5	18.5%	30.2
27/06/2025 21:00:00	37.5	55	65	45	39.2	23.1%	30.9
27/06/2025 22:00:00	34.2	49	58	45	38.5	8.6%	29.7
27/06/2025 23:00:00	38.3	31	36	45	40.4	19.4%	30.6
28/06/2025 00:00:00	32.8	32	38	45	40.0	5.3%	28.7
28/06/2025 01:00:00	39.0	18	21	45	38.9	33.3%	31.3
28/06/2025 02:00:00	38.8	5	6	40	37.5	66.7%	33.7
28/06/2025 03:00:00	30.0	3	4	35	0.0	0.0%	27.0
28/06/2025 04:00:00	40.0	3	3	40	37.5	33.3%	30.3
28/06/2025 05:00:00	40.0	3	4	50	42.5	50.0%	35.8
28/06/2025 06:00:00	38.3	8	9	40	37.5	33.3%	31.8
28/06/2025 07:00:00	40.0	10	12	45	40.8	25.0%	31.0
28/06/2025 08:00:00	33.1	20	24	40	37.5	4.2%	29.5
28/06/2025 09:00:00	34.5	66	78	45	39.0	12.8%	28.9
28/06/2025 10:00:00	33.1	92	108	50	40.6	7.4%	28.4
28/06/2025 11:00:00	33.1	114	134	40	37.5	6.0%	27.4
28/06/2025 12:00:00	33.0	118	139	45	38.8	5.8%	28.0
28/06/2025 13:00:00	34.0	112	132	45	39.3	10.6%	29.1
28/06/2025 14:00:00	34.6	112	132	45	38.8	12.1%	29.8
28/06/2025 15:00:00	33.2	122	144	45	38.1	5.6%	28.2
28/06/2025 16:00:00	34.5	97	114	45	37.9	12.3%	29.5
28/06/2025 17:00:00	34.6	110	130	45	38.4	13.1%	29.6
28/06/2025 18:00:00	34.3	103	121	45	38.3	10.7%	28.8
28/06/2025 19:00:00	35.9	77	91	50	39.4	17.6%	30.5
28/06/2025 20:00:00	34.3	45	53	50	39.5	9.4%	30.5
28/06/2025 21:00:00	34.7	48	56	45	38.9	12.5%	29.8
28/06/2025 22:00:00	34.1	42	49	40	37.5	8.2%	29.8
28/06/2025 23:00:00	34.1	37	43	50	40.8	7.0%	29.4
29/06/2025 00:00:00	34.7	26	31	45	38.8	12.9%	31.1
29/06/2025 01:00:00	35.0	28	33	45	38.5	15.2%	30.8
29/06/2025 02:00:00	37.5	13	15	45	39.2	20.0%	30.9
29/06/2025 03:00:00	35.0	5	6	40	37.5	16.7%	29.7
29/06/2025 04:00:00	40.0	2	2	40	37.5	50.0%	32.0
29/06/2025 05:00:00	0.0	0	0	0	0.0	0.0%	0.0
29/06/2025 06:00:00	35.0	9	11	45	40.0	18.2%	28.6
29/06/2025 07:00:00	38.3	6	7	40	37.5	42.9%	32.1
29/06/2025 08:00:00	36.7	14	16	40	37.5	18.8%	29.8
29/06/2025 09:00:00	34.6	36	42	45	38.5	11.9%	29.0
29/06/2025 10:00:00	33.4	65	76	45	40.0	5.3%	28.0

29/06/2025 11:00:00	32.9	78	92	40	37.5	6.5%	27.5
29/06/2025 12:00:00	33.2	128	150	40	37.5	4.0%	28.1
29/06/2025 13:00:00	33.6	116	137	45	38.0	8.0%	28.9
29/06/2025 14:00:00	35.0	98	115	50	39.3	14.8%	29.8
29/06/2025 15:00:00	33.8	103	121	50	38.4	9.1%	28.7
29/06/2025 16:00:00	34.4	85	100	45	38.7	13.0%	28.7
29/06/2025 17:00:00	33.4	108	127	55	39.0	7.9%	28.6
29/06/2025 18:00:00	33.9	72	85	45	40.4	8.2%	29.4
29/06/2025 19:00:00	35.0	71	83	45	37.9	14.5%	29.8
29/06/2025 20:00:00	37.1	47	55	50	39.8	20.0%	30.1
29/06/2025 21:00:00	36.1	47	55	45	38.0	18.2%	30.0
29/06/2025 22:00:00	34.2	42	50	40	37.5	10.0%	29.9
29/06/2025 23:00:00	33.3	37	44	50	40.8	6.8%	29.1
30/06/2025 00:00:00	35.0	12	14	45	40.0	14.3%	29.8
30/06/2025 01:00:00	33.3	8	10	50	47.5	10.0%	29.6
30/06/2025 02:00:00	40.0	2	2	40	37.5	50.0%	34.5
30/06/2025 03:00:00	35.0	3	3	35	0.0	0.0%	23.7
30/06/2025 04:00:00	15.0	3	4	20	0.0	0.0%	13.5
30/06/2025 05:00:00	30.0	2	2	30	0.0	0.0%	27.0
30/06/2025 06:00:00	34.0	15	18	40	37.5	11.1%	28.4
30/06/2025 07:00:00	36.7	37	44	45	39.2	20.5%	30.2
30/06/2025 08:00:00	33.4	123	145	40	37.5	8.3%	28.3
30/06/2025 09:00:00	33.0	141	166	45	38.8	4.8%	28.4
30/06/2025 10:00:00	33.3	107	126	40	37.5	7.1%	28.2
30/06/2025 11:00:00	33.0	81	95	40	37.5	5.3%	27.1
30/06/2025 12:00:00	32.6	76	90	45	38.5	5.6%	27.6
30/06/2025 13:00:00	32.5	90	106	50	40.0	5.7%	27.8
30/06/2025 14:00:00	32.8	78	92	45	38.8	4.3%	28.4
30/06/2025 15:00:00	32.0	110	130	55	40.8	4.6%	26.7
30/06/2025 16:00:00	33.1	150	176	40	37.5	2.8%	28.2
30/06/2025 17:00:00	33.7	130	153	45	38.9	7.2%	28.6
30/06/2025 18:00:00	33.4	185	218	40	37.5	6.0%	28.4
30/06/2025 19:00:00	34.1	128	151	45	38.1	10.6%	29.0
30/06/2025 20:00:00	35.9	79	93	45	39.1	17.2%	30.9
30/06/2025 21:00:00	33.4	58	68	45	40.0	5.9%	28.9
30/06/2025 22:00:00	33.8	48	57	45	38.8	7.0%	29.5
30/06/2025 23:00:00	34.7	32	38	60	42.5	13.2%	30.5
01/07/2025 00:00:00	34.3	14	16	40	37.5	6.3%	29.8
01/07/2025 01:00:00	40.0	6	7	50	40.0	57.1%	35.1
01/07/2025 02:00:00	40.0	5	6	50	42.5	33.3%	27.3
01/07/2025 03:00:00	30.0	5	6	35	0.0	0.0%	23.0
01/07/2025 04:00:00	30.0	4	5	35	0.0	0.0%	24.0
01/07/2025 05:00:00	30.0	1	1	30	0.0	0.0%	27.0
01/07/2025 06:00:00	33.0	16	19	45	42.5	5.3%	26.7
01/07/2025 07:00:00	34.1	33	39	40	37.5	7.7%	29.3
01/07/2025 08:00:00	32.5	119	140	50	39.5	3.6%	28.0
01/07/2025 09:00:00	33.6	129	152	45	38.7	8.6%	28.1
01/07/2025 10:00:00	33.6	95	112	45	38.1	8.0%	28.0

01/07/2025 11:00:00	32.0	70	82	40	37.5	3.7%	27.1
01/07/2025 12:00:00	31.6	76	89	40	37.5	2.2%	26.7
01/07/2025 13:00:00	32.9	98	115	45	38.9	6.1%	27.9
01/07/2025 14:00:00	32.3	110	130	45	38.2	5.4%	27.3
01/07/2025 15:00:00	32.9	94	111	45	38.2	6.3%	27.6
01/07/2025 16:00:00	32.9	148	174	40	37.5	4.0%	27.7
01/07/2025 17:00:00	33.2	160	188	40	37.5	5.9%	27.8
01/07/2025 18:00:00	33.4	194	228	45	38.2	6.1%	28.4
01/07/2025 19:00:00	34.3	150	176	45	37.8	10.2%	28.8
01/07/2025 20:00:00	34.2	87	102	45	39.0	9.8%	29.5
01/07/2025 21:00:00	34.6	76	90	50	39.2	13.3%	28.5
01/07/2025 22:00:00	33.7	50	59	45	38.8	6.8%	28.7
01/07/2025 23:00:00	33.8	34	40	45	39.2	7.5%	28.8
02/07/2025 00:00:00	38.0	26	30	55	40.4	23.3%	31.5
02/07/2025 01:00:00	33.3	9	11	40	37.5	9.1%	26.7
02/07/2025 02:00:00	35.0	6	7	45	42.5	14.3%	24.3
02/07/2025 03:00:00	35.0	2	2	35	0.0	0.0%	32.0
02/07/2025 04:00:00	40.0	3	3	40	37.5	33.3%	28.7
02/07/2025 05:00:00	40.0	3	3	40	37.5	33.3%	28.7
02/07/2025 06:00:00	32.5	17	20	40	37.5	5.0%	27.3
02/07/2025 07:00:00	36.7	33	39	50	39.4	20.5%	31.0
02/07/2025 08:00:00	33.4	114	134	45	38.1	6.0%	28.4
02/07/2025 09:00:00	32.9	127	149	40	37.5	6.0%	27.7
02/07/2025 10:00:00	33.8	79	93	45	38.1	9.7%	28.2
02/07/2025 11:00:00	32.8	82	96	45	40.0	4.2%	27.8
02/07/2025 12:00:00	32.4	102	120	45	38.5	4.2%	27.3
02/07/2025 13:00:00	31.4	110	130	40	37.5	3.8%	27.1
02/07/2025 14:00:00	32.3	105	124	45	38.5	4.0%	27.5
02/07/2025 15:00:00	33.4	122	144	50	39.2	6.3%	28.2
02/07/2025 16:00:00	32.9	121	142	40	37.5	4.2%	27.6
02/07/2025 17:00:00	32.8	167	197	40	37.5	3.6%	28.0
02/07/2025 18:00:00	33.1	192	226	40	37.5	5.3%	27.9
02/07/2025 19:00:00	33.5	145	171	40	37.5	5.8%	28.8
02/07/2025 20:00:00	34.3	110	130	40	37.5	12.3%	28.6
02/07/2025 21:00:00	33.8	71	83	45	39.6	8.4%	29.0
02/07/2025 22:00:00	35.7	42	49	50	38.8	16.3%	29.9
02/07/2025 23:00:00	33.6	27	32	45	39.2	9.4%	28.3
03/07/2025 00:00:00	35.0	15	18	40	37.5	16.7%	30.9
03/07/2025 01:00:00	36.7	12	14	40	37.5	21.4%	31.6
03/07/2025 02:00:00	30.0	6	7	35	0.0	0.0%	22.1
03/07/2025 03:00:00	40.0	2	2	40	37.5	50.0%	32.0
03/07/2025 04:00:00	35.0	2	2	35	0.0	0.0%	29.5
03/07/2025 05:00:00	35.0	3	4	45	42.5	25.0%	32.0
03/07/2025 06:00:00	33.8	19	22	50	42.5	9.1%	27.4
03/07/2025 07:00:00	38.1	38	45	45	39.2	26.7%	31.0
03/07/2025 08:00:00	33.9	117	138	45	39.2	8.7%	29.2
03/07/2025 09:00:00	33.9	116	136	45	37.9	8.8%	28.6
03/07/2025 10:00:00	32.8	97	114	45	40.0	3.5%	27.2

03/07/2025 11:00:00	33.5	78	92	45	38.2	7.6%	28.6
03/07/2025 12:00:00	32.0	94	110	45	38.8	3.6%	27.0
03/07/2025 13:00:00	31.6	108	127	45	38.8	3.1%	26.5
03/07/2025 14:00:00	32.6	99	117	50	40.4	6.0%	27.9
03/07/2025 15:00:00	33.1	105	123	40	37.5	6.5%	26.7
03/07/2025 16:00:00	31.3	137	161	40	37.5	1.2%	26.7
03/07/2025 17:00:00	33.1	167	196	45	38.9	5.6%	27.6
03/07/2025 18:00:00	32.6	174	205	45	38.2	3.4%	27.6
03/07/2025 19:00:00	33.4	140	165	45	38.0	6.7%	27.9
03/07/2025 20:00:00	34.0	116	136	45	38.9	8.1%	28.7
03/07/2025 21:00:00	34.3	88	104	40	37.5	10.6%	29.0
03/07/2025 22:00:00	33.2	68	80	50	42.5	5.0%	28.8
03/07/2025 23:00:00	34.6	35	41	40	37.5	12.2%	29.6
04/07/2025 00:00:00	33.3	17	20	45	42.5	5.0%	28.4
04/07/2025 01:00:00	35.0	20	23	45	39.2	13.0%	29.7
04/07/2025 02:00:00	35.0	5	6	40	37.5	16.7%	25.7
04/07/2025 03:00:00	40.0	2	2	40	37.5	50.0%	29.5
04/07/2025 04:00:00	32.5	4	5	35	0.0	0.0%	23.0
04/07/2025 05:00:00	30.0	1	1	30	0.0	0.0%	27.0
04/07/2025 06:00:00	33.8	27	32	45	38.8	12.5%	27.7
04/07/2025 07:00:00	36.4	28	33	40	37.5	21.2%	30.7
04/07/2025 08:00:00	33.6	105	124	40	37.5	8.1%	28.5
04/07/2025 09:00:00	34.5	123	145	45	38.6	12.4%	29.0
04/07/2025 10:00:00	33.3	97	114	45	38.0	9.6%	27.4
04/07/2025 11:00:00	32.8	86	101	40	37.5	4.0%	28.0
04/07/2025 12:00:00	31.9	101	119	40	37.5	2.5%	26.6
04/07/2025 13:00:00	33.3	124	146	45	38.0	6.8%	27.7
04/07/2025 14:00:00	33.0	105	123	40	37.5	3.3%	28.5
04/07/2025 15:00:00	33.3	103	121	45	38.1	6.6%	27.2
04/07/2025 16:00:00	31.5	158	186	45	38.2	3.8%	27.2
04/07/2025 17:00:00	33.1	151	178	45	38.9	6.2%	27.8
04/07/2025 18:00:00	33.0	172	202	45	38.0	5.0%	27.7
04/07/2025 19:00:00	33.9	131	154	45	38.4	7.1%	29.4
04/07/2025 20:00:00	34.6	117	138	50	39.0	12.3%	29.7
04/07/2025 21:00:00	34.0	71	83	45	38.2	8.4%	29.1
04/07/2025 22:00:00	33.1	41	48	45	40.0	8.3%	28.5
04/07/2025 23:00:00	34.2	42	49	50	39.5	10.2%	29.4
05/07/2025 00:00:00	32.7	50	59	40	37.5	5.1%	28.2
05/07/2025 01:00:00	33.8	33	39	40	37.5	7.7%	28.7
05/07/2025 02:00:00	38.8	8	10	45	38.5	50.0%	33.6
05/07/2025 03:00:00	45.0	5	6	50	45.0	33.3%	33.8
05/07/2025 04:00:00	40.0	5	6	45	40.0	33.3%	31.3
05/07/2025 05:00:00	37.5	4	5	40	37.5	40.0%	30.2
05/07/2025 06:00:00	40.0	8	9	45	40.0	22.2%	29.3
05/07/2025 07:00:00	37.5	8	9	40	37.5	22.2%	29.9
05/07/2025 08:00:00	33.9	22	26	40	37.5	7.7%	28.6
05/07/2025 09:00:00	33.2	48	57	40	37.5	5.3%	29.1
05/07/2025 10:00:00	33.1	75	88	45	38.5	5.7%	28.5

05/07/2025 11:00:00	32.1	102	120	40	37.5	3.3%	27.5
05/07/2025 12:00:00	33.2	89	105	40	37.5	7.6%	28.2
05/07/2025 13:00:00	33.0	126	148	45	39.4	5.4%	28.3
05/07/2025 14:00:00	34.4	97	114	45	38.3	11.4%	29.0
05/07/2025 15:00:00	33.4	105	124	45	39.2	7.3%	28.4
05/07/2025 16:00:00	33.8	102	120	50	39.0	8.3%	28.9
05/07/2025 17:00:00	33.5	105	123	45	38.1	7.3%	28.2
05/07/2025 18:00:00	34.5	94	111	40	37.5	12.6%	29.3
05/07/2025 19:00:00	34.0	76	90	40	37.5	10.0%	29.1
05/07/2025 20:00:00	34.0	66	78	40	37.5	7.7%	29.4
05/07/2025 21:00:00	34.0	51	60	45	38.5	8.3%	29.2
05/07/2025 22:00:00	33.1	50	59	40	37.5	5.1%	28.5
05/07/2025 23:00:00	32.7	44	52	40	37.5	3.8%	28.3
06/07/2025 00:00:00	34.1	44	52	45	39.5	9.6%	28.8
06/07/2025 01:00:00	37.5	25	29	40	37.5	27.6%	31.2
06/07/2025 02:00:00	40.0	9	11	50	41.3	36.4%	33.9
06/07/2025 03:00:00	40.0	6	7	45	40.0	28.6%	32.1
06/07/2025 04:00:00	40.0	3	3	40	37.5	33.3%	30.7
06/07/2025 05:00:00	30.0	1	1	30	0.0	0.0%	27.0
06/07/2025 06:00:00	30.0	4	5	35	0.0	0.0%	28.2
06/07/2025 07:00:00	40.0	7	8	45	39.2	37.5%	33.6
06/07/2025 08:00:00	37.5	8	10	45	39.2	30.0%	31.8
06/07/2025 09:00:00	33.2	39	46	40	37.5	6.5%	28.3
06/07/2025 10:00:00	34.3	57	67	50	38.8	11.9%	28.1
06/07/2025 11:00:00	33.9	88	103	55	39.5	9.7%	28.8
06/07/2025 12:00:00	34.6	75	88	40	37.5	12.5%	28.7
06/07/2025 13:00:00	33.0	116	137	45	38.3	4.4%	28.4
06/07/2025 14:00:00	33.7	101	119	40	37.5	8.4%	28.4
06/07/2025 15:00:00	33.8	97	114	45	38.1	7.9%	28.9
06/07/2025 16:00:00	33.9	92	108	45	39.7	8.3%	29.1
06/07/2025 17:00:00	33.0	104	122	50	39.5	4.1%	28.2
06/07/2025 18:00:00	35.4	71	84	50	38.2	16.7%	29.3
06/07/2025 19:00:00	34.4	70	82	45	38.1	11.0%	29.6
06/07/2025 20:00:00	35.8	57	67	40	37.5	17.9%	30.1
06/07/2025 21:00:00	34.6	42	49	45	38.3	12.2%	28.8
06/07/2025 22:00:00	36.4	35	41	45	38.1	19.5%	30.0
06/07/2025 23:00:00	36.2	21	25	50	39.5	20.0%	30.3
07/07/2025 00:00:00	38.3	14	16	45	38.8	25.0%	28.9
07/07/2025 01:00:00	33.8	5	6	35	0.0	0.0%	29.7
07/07/2025 02:00:00	27.5	4	5	30	0.0	0.0%	19.4
07/07/2025 03:00:00	35.0	2	2	35	0.0	0.0%	29.5
07/07/2025 04:00:00	30.0	3	3	30	0.0	0.0%	25.3
07/07/2025 05:00:00	30.0	1	1	30	0.0	0.0%	27.0
07/07/2025 06:00:00	31.2	14	17	35	0.0	0.0%	27.6
07/07/2025 07:00:00	34.2	29	34	40	37.5	8.8%	29.6
07/07/2025 08:00:00	32.3	114	134	40	37.5	2.2%	27.8
07/07/2025 09:00:00	33.1	116	137	40	37.5	4.4%	28.6
07/07/2025 10:00:00	32.6	83	98	40	37.5	4.1%	27.2

07/07/2025 11:00:00	33.4	70	82	45	38.5	6.1%	29.1
07/07/2025 12:00:00	32.8	93	109	40	37.5	2.8%	27.8
07/07/2025 13:00:00	32.9	92	108	40	37.5	2.8%	27.9
07/07/2025 14:00:00	33.4	105	124	40	37.5	8.1%	28.1
07/07/2025 15:00:00	32.2	110	130	40	37.5	3.8%	26.7
07/07/2025 16:00:00	32.9	128	151	45	38.1	6.0%	27.7
07/07/2025 17:00:00	33.3	152	179	45	38.0	6.1%	28.1
07/07/2025 18:00:00	32.2	192	226	40	37.5	4.0%	27.3
07/07/2025 19:00:00	33.6	148	174	50	39.3	6.3%	28.8
07/07/2025 20:00:00	33.9	82	97	40	37.5	11.3%	28.9
07/07/2025 21:00:00	35.0	67	79	45	38.8	15.2%	30.2
07/07/2025 22:00:00	34.5	44	52	45	38.9	13.5%	29.4
07/07/2025 23:00:00	34.2	22	26	45	40.0	7.7%	30.3
08/07/2025 00:00:00	35.0	13	15	45	40.0	13.3%	29.1
08/07/2025 01:00:00	35.0	8	9	40	37.5	11.1%	27.8
08/07/2025 02:00:00	30.0	4	5	40	37.5	20.0%	21.2
08/07/2025 03:00:00	35.0	4	5	40	37.5	20.0%	31.0
08/07/2025 04:00:00	30.0	3	4	35	0.0	0.0%	23.5
08/07/2025 05:00:00	35.0	1	1	35	0.0	0.0%	32.0
08/07/2025 06:00:00	35.0	16	19	50	40.8	15.8%	30.1
08/07/2025 07:00:00	36.7	36	42	40	37.5	21.4%	30.0
08/07/2025 08:00:00	32.8	129	152	45	38.9	4.6%	28.1
08/07/2025 09:00:00	33.7	116	136	45	37.9	8.8%	28.8
08/07/2025 10:00:00	32.2	93	109	45	38.3	5.5%	27.1
08/07/2025 11:00:00	33.2	82	97	40	37.5	8.2%	27.7
08/07/2025 12:00:00	32.4	91	107	45	39.5	4.7%	27.5
08/07/2025 13:00:00	32.1	90	106	40	37.5	0.9%	26.7
08/07/2025 14:00:00	33.0	78	92	45	38.5	5.4%	28.0
08/07/2025 15:00:00	32.7	119	140	50	39.6	5.0%	27.4
08/07/2025 16:00:00	32.4	130	153	45	38.0	7.2%	27.4
08/07/2025 17:00:00	32.8	165	194	50	38.5	5.2%	27.5
08/07/2025 18:00:00	33.6	173	203	45	37.8	7.4%	28.3
08/07/2025 19:00:00	33.9	152	179	45	37.9	6.7%	29.1
08/07/2025 20:00:00	33.6	114	134	50	39.7	6.7%	28.8
08/07/2025 21:00:00	34.7	82	96	45	38.8	12.5%	29.6
08/07/2025 22:00:00	34.2	50	59	60	41.1	11.9%	29.9
08/07/2025 23:00:00	36.0	29	34	50	39.2	17.6%	28.8
09/07/2025 00:00:00	34.0	19	22	55	47.5	9.1%	29.8
09/07/2025 01:00:00	32.5	11	13	35	0.0	0.0%	28.2
09/07/2025 02:00:00	30.0	4	5	35	0.0	0.0%	22.4
09/07/2025 03:00:00	40.0	3	3	40	37.5	33.3%	27.0
09/07/2025 04:00:00	0.0	0	0	0	0.0	0.0%	0.0
09/07/2025 05:00:00	25.0	1	1	25	0.0	0.0%	22.0
09/07/2025 06:00:00	34.4	15	18	40	37.5	11.1%	30.1
09/07/2025 07:00:00	35.0	40	47	45	38.2	14.9%	28.5
09/07/2025 08:00:00	33.5	131	154	50	38.5	6.5%	28.7
09/07/2025 09:00:00	32.4	116	137	45	38.2	5.1%	27.8
09/07/2025 10:00:00	32.5	92	108	50	38.9	6.5%	27.6

09/07/2025 11:00:00	33.5	91	107	45	38.2	6.5%	28.6
09/07/2025 12:00:00	33.3	74	87	40	37.5	4.6%	28.3
09/07/2025 13:00:00	30.8	98	115	40	37.5	1.7%	26.7
09/07/2025 14:00:00	32.8	104	122	45	38.5	4.1%	28.0
09/07/2025 15:00:00	32.9	94	111	45	38.8	3.6%	27.4
09/07/2025 16:00:00	32.5	145	171	40	37.5	2.3%	27.5
09/07/2025 17:00:00	32.3	179	211	40	37.5	3.3%	26.8
09/07/2025 18:00:00	31.9	184	217	45	38.1	4.1%	27.4
09/07/2025 19:00:00	34.2	143	168	50	38.8	9.5%	29.7
09/07/2025 20:00:00	35.0	100	118	45	38.1	15.3%	30.4
09/07/2025 21:00:00	34.6	76	89	60	40.7	12.4%	29.7
09/07/2025 22:00:00	36.4	48	56	50	39.5	17.9%	30.3
09/07/2025 23:00:00	35.7	39	46	50	38.8	17.4%	29.6
10/07/2025 00:00:00	35.0	16	19	40	37.5	15.8%	28.9
10/07/2025 01:00:00	40.0	8	9	45	39.2	33.3%	31.0
10/07/2025 02:00:00	25.0	1	1	25	0.0	0.0%	22.0
10/07/2025 03:00:00	40.0	3	3	40	37.5	33.3%	25.3
10/07/2025 04:00:00	20.0	2	2	20	0.0	0.0%	14.5
10/07/2025 05:00:00	35.0	2	2	35	0.0	0.0%	27.0
10/07/2025 06:00:00	38.0	14	17	45	38.3	35.3%	31.7
10/07/2025 07:00:00	34.2	31	37	45	38.8	10.8%	29.8
10/07/2025 08:00:00	33.7	115	135	45	38.3	8.9%	29.1
10/07/2025 09:00:00	33.1	135	159	45	38.4	6.9%	28.1
10/07/2025 10:00:00	33.5	94	111	45	38.2	6.3%	28.8
10/07/2025 11:00:00	33.7	97	114	40	37.5	7.9%	28.4
10/07/2025 12:00:00	32.9	77	91	40	37.5	4.4%	27.9
10/07/2025 13:00:00	32.6	100	118	40	37.5	3.4%	27.9
10/07/2025 14:00:00	33.3	100	118	40	37.5	8.5%	28.3
10/07/2025 15:00:00	32.3	103	121	45	38.3	5.0%	27.1
10/07/2025 16:00:00	33.3	144	169	45	38.3	7.7%	27.8
10/07/2025 17:00:00	34.0	173	203	55	39.0	9.9%	28.8
10/07/2025 18:00:00	33.8	160	188	50	38.5	8.0%	28.8
10/07/2025 19:00:00	33.9	148	174	50	38.4	9.2%	28.6
10/07/2025 20:00:00	34.6	106	125	45	37.8	12.0%	29.8
10/07/2025 21:00:00	34.5	77	91	50	40.0	13.2%	29.3
10/07/2025 22:00:00	34.0	51	60	55	42.5	11.7%	29.4
10/07/2025 23:00:00	34.1	46	54	40	37.5	7.4%	29.5
11/07/2025 00:00:00	34.4	18	21	50	42.5	9.5%	30.4
11/07/2025 01:00:00	38.3	15	18	50	41.5	27.8%	32.3
11/07/2025 02:00:00	37.5	8	9	40	37.5	22.2%	29.9
11/07/2025 03:00:00	45.0	2	2	45	42.5	50.0%	27.0
11/07/2025 04:00:00	40.0	2	2	40	37.5	50.0%	32.0
11/07/2025 05:00:00	35.0	3	3	35	0.0	0.0%	27.0
11/07/2025 06:00:00	35.0	19	22	40	37.5	13.6%	27.4
11/07/2025 07:00:00	34.2	35	41	55	42.5	9.8%	28.1
11/07/2025 08:00:00	33.8	100	118	40	37.5	7.6%	28.8
11/07/2025 09:00:00	32.5	122	143	40	37.5	5.6%	27.6
11/07/2025 10:00:00	33.3	83	98	55	40.5	5.1%	28.0

11/07/2025 11:00:00	33.3	91	107	40	37.5	6.5%	28.3
11/07/2025 12:00:00	34.5	79	93	45	38.3	12.9%	28.6
11/07/2025 13:00:00	33.4	105	124	45	38.5	8.1%	28.4
11/07/2025 14:00:00	32.6	105	123	40	37.5	2.4%	28.1
11/07/2025 15:00:00	34.3	110	130	50	38.2	11.5%	28.7
11/07/2025 16:00:00	33.1	150	176	50	39.5	5.7%	28.0
11/07/2025 17:00:00	33.7	149	175	45	38.3	7.4%	28.0
11/07/2025 18:00:00	34.0	146	172	45	38.4	9.9%	28.5
11/07/2025 19:00:00	34.9	113	133	50	40.1	14.3%	29.8
11/07/2025 20:00:00	34.5	85	100	45	38.0	11.0%	30.3
11/07/2025 21:00:00	35.9	61	72	45	38.3	18.1%	30.2
11/07/2025 22:00:00	34.3	49	58	50	39.6	12.1%	29.2
11/07/2025 23:00:00	34.0	48	56	45	40.0	10.7%	28.1
12/07/2025 00:00:00	36.2	27	32	45	39.2	18.8%	29.4
12/07/2025 01:00:00	34.2	14	17	40	37.5	11.8%	29.9
12/07/2025 02:00:00	37.5	6	7	40	37.5	28.6%	30.9
12/07/2025 03:00:00	40.0	6	7	50	40.0	57.1%	31.3
12/07/2025 04:00:00	40.0	3	3	40	37.5	33.3%	34.0
12/07/2025 05:00:00	0.0	0	0	0	0.0	0.0%	0.0
12/07/2025 06:00:00	35.0	7	8	45	42.5	12.5%	31.0
12/07/2025 07:00:00	38.3	6	7	40	37.5	42.9%	30.0
12/07/2025 08:00:00	33.9	23	27	40	37.5	7.4%	29.2
12/07/2025 09:00:00	35.5	70	82	50	39.0	15.9%	29.7
12/07/2025 10:00:00	33.5	94	110	40	37.5	3.6%	28.0
12/07/2025 11:00:00	32.5	127	149	45	38.8	2.7%	27.6
12/07/2025 12:00:00	32.6	123	145	40	37.5	3.4%	27.7
12/07/2025 13:00:00	33.9	119	140	50	39.5	10.7%	28.6
12/07/2025 14:00:00	35.0	134	158	50	38.5	15.2%	30.0
12/07/2025 15:00:00	34.3	107	126	50	38.2	11.1%	29.3
12/07/2025 16:00:00	33.9	96	113	45	38.5	8.8%	28.4
12/07/2025 17:00:00	34.2	85	100	45	38.1	9.0%	29.6
12/07/2025 18:00:00	34.2	67	79	45	38.8	10.1%	29.7
12/07/2025 19:00:00	34.1	84	99	50	39.2	9.1%	29.3
12/07/2025 20:00:00	34.5	62	73	40	37.5	11.0%	29.3
12/07/2025 21:00:00	35.6	49	58	45	38.5	17.2%	29.6
12/07/2025 22:00:00	35.6	48	57	50	39.0	17.5%	30.6
12/07/2025 23:00:00	35.0	38	45	55	42.5	15.6%	29.8
13/07/2025 00:00:00	34.5	32	38	45	38.5	13.2%	28.3
13/07/2025 01:00:00	39.0	13	15	45	38.3	40.0%	34.1
13/07/2025 02:00:00	35.0	14	17	40	37.5	17.6%	29.6
13/07/2025 03:00:00	33.3	4	5	35	0.0	0.0%	29.2
13/07/2025 04:00:00	30.0	4	5	40	37.5	20.0%	27.2
13/07/2025 05:00:00	40.0	1	1	40	37.5	100.0%	37.0
13/07/2025 06:00:00	40.0	5	6	45	40.0	33.3%	30.3
13/07/2025 07:00:00	45.0	8	9	50	44.2	33.3%	33.1
13/07/2025 08:00:00	35.0	7	8	40	37.5	12.5%	29.0
13/07/2025 09:00:00	33.6	46	54	40	37.5	7.4%	27.8
13/07/2025 10:00:00	33.8	61	72	40	37.5	8.3%	28.5

13/07/2025 11:00:00	33.3	95	112	45	38.1	7.1%	28.2
13/07/2025 12:00:00	33.6	106	125	45	38.6	7.2%	28.7
13/07/2025 13:00:00	33.7	99	116	45	38.1	7.8%	28.4
13/07/2025 14:00:00	34.2	88	103	45	39.2	8.7%	29.8
13/07/2025 15:00:00	33.8	94	110	40	37.5	9.1%	28.3
13/07/2025 16:00:00	33.5	99	116	45	40.0	5.2%	29.1
13/07/2025 17:00:00	34.0	95	112	45	38.5	8.9%	29.2
13/07/2025 18:00:00	37.3	62	73	45	38.7	23.3%	31.8
13/07/2025 19:00:00	35.4	76	90	45	37.8	16.7%	30.1
13/07/2025 20:00:00	35.0	50	59	40	37.5	15.3%	30.0
13/07/2025 21:00:00	34.8	56	66	45	38.1	13.6%	30.6
13/07/2025 22:00:00	34.3	37	44	45	38.5	11.4%	29.3
13/07/2025 23:00:00	33.3	20	23	40	37.5	4.3%	27.7
14/07/2025 00:00:00	38.8	11	13	45	38.5	38.5%	32.9
14/07/2025 01:00:00	35.0	7	8	45	42.5	12.5%	29.8
14/07/2025 02:00:00	37.5	3	4	40	37.5	50.0%	25.8
14/07/2025 03:00:00	20.0	1	1	20	0.0	0.0%	17.0
14/07/2025 04:00:00	30.0	3	4	40	37.5	25.0%	22.3
14/07/2025 05:00:00	40.0	2	2	40	37.5	50.0%	29.5
14/07/2025 06:00:00	35.0	14	16	40	37.5	12.5%	28.5
14/07/2025 07:00:00	36.9	35	41	45	38.1	22.0%	29.2
14/07/2025 08:00:00	33.1	139	164	45	38.4	6.7%	27.7
14/07/2025 09:00:00	33.2	126	148	45	38.1	5.4%	28.4
14/07/2025 10:00:00	33.4	82	97	40	37.5	7.2%	28.4
14/07/2025 11:00:00	33.0	81	95	40	37.5	4.2%	28.3
14/07/2025 12:00:00	33.0	86	101	45	38.2	6.9%	27.5
14/07/2025 13:00:00	34.1	80	94	50	39.2	9.6%	28.9
14/07/2025 14:00:00	32.8	99	117	40	37.5	5.1%	27.6
14/07/2025 15:00:00	33.0	114	134	45	38.8	6.0%	27.8
14/07/2025 16:00:00	33.2	151	178	40	37.5	7.3%	27.9
14/07/2025 17:00:00	32.6	151	178	45	38.3	3.4%	27.6
14/07/2025 18:00:00	33.2	184	216	45	38.0	5.1%	28.1
14/07/2025 19:00:00	33.2	131	154	45	38.5	3.2%	28.4
14/07/2025 20:00:00	34.1	73	86	45	38.1	9.3%	29.3
14/07/2025 21:00:00	34.2	57	67	45	38.2	10.4%	29.0
14/07/2025 22:00:00	33.7	45	53	45	38.8	7.5%	28.5
14/07/2025 23:00:00	32.1	44	52	50	47.5	1.9%	27.9
15/07/2025 00:00:00	33.3	19	22	40	37.5	4.5%	28.3
15/07/2025 01:00:00	35.0	6	7	40	37.5	14.3%	28.6
15/07/2025 02:00:00	30.0	3	4	40	37.5	25.0%	23.3
15/07/2025 03:00:00	35.0	3	3	35	0.0	0.0%	25.3
15/07/2025 04:00:00	22.5	3	4	25	0.0	0.0%	17.0
15/07/2025 05:00:00	50.0	3	3	50	40.8	100.0%	40.3
15/07/2025 06:00:00	35.0	16	19	45	39.2	15.8%	27.0
15/07/2025 07:00:00	34.0	37	44	45	38.8	9.1%	29.6
15/07/2025 08:00:00	34.0	143	168	40	37.5	8.3%	29.2
15/07/2025 09:00:00	33.8	111	131	45	38.3	9.9%	28.7
15/07/2025 10:00:00	32.2	78	92	45	38.8	4.3%	27.8

15/07/2025 11:00:00	32.7	86	101	45	38.8	4.0%	27.6
15/07/2025 12:00:00	32.7	77	91	45	39.2	3.3%	28.0
15/07/2025 13:00:00	32.5	109	128	40	37.5	5.5%	27.1
15/07/2025 14:00:00	33.0	105	123	45	38.6	7.3%	27.8
15/07/2025 15:00:00	33.0	105	123	45	38.1	7.3%	27.3
15/07/2025 16:00:00	32.3	151	178	45	38.9	3.9%	27.0
15/07/2025 17:00:00	33.7	150	176	45	37.9	6.8%	28.4
15/07/2025 18:00:00	32.6	180	212	45	38.0	5.2%	27.7
15/07/2025 19:00:00	34.0	139	164	50	38.1	9.8%	28.6
15/07/2025 20:00:00	33.9	90	106	45	38.6	8.5%	29.4
15/07/2025 21:00:00	35.0	67	79	50	38.3	15.2%	30.2
15/07/2025 22:00:00	34.3	44	52	45	38.3	11.5%	29.9
15/07/2025 23:00:00	33.3	29	34	40	37.5	8.8%	27.9
16/07/2025 00:00:00	32.5	11	13	35	0.0	0.0%	28.0
16/07/2025 01:00:00	35.0	6	7	40	37.5	14.3%	26.3
16/07/2025 02:00:00	35.0	8	9	40	37.5	11.1%	27.8
16/07/2025 03:00:00	30.0	3	4	45	42.5	25.0%	28.5
16/07/2025 04:00:00	30.0	4	5	40	37.5	20.0%	20.2
16/07/2025 05:00:00	35.0	1	1	35	0.0	0.0%	32.0
16/07/2025 06:00:00	34.2	14	17	40	37.5	11.8%	30.2
16/07/2025 07:00:00	35.0	33	39	45	38.3	15.4%	30.1
16/07/2025 08:00:00	32.9	122	143	40	37.5	4.9%	27.9
16/07/2025 09:00:00	34.1	110	129	45	38.8	9.3%	29.3
16/07/2025 10:00:00	33.2	112	132	50	39.5	7.6%	28.2
16/07/2025 11:00:00	32.6	85	100	45	38.5	5.0%	27.6
16/07/2025 12:00:00	32.3	83	98	35	0.0	0.0%	27.7
16/07/2025 13:00:00	32.7	90	106	55	41.3	3.8%	28.2
16/07/2025 14:00:00	32.3	104	122	45	38.5	4.1%	27.1
16/07/2025 15:00:00	32.2	113	133	40	37.5	3.8%	27.5
16/07/2025 16:00:00	31.9	167	197	40	37.5	3.6%	26.5
16/07/2025 17:00:00	33.1	168	198	45	37.9	6.6%	27.5
16/07/2025 18:00:00	32.7	176	207	45	38.1	3.9%	28.1
16/07/2025 19:00:00	33.2	139	163	45	38.0	6.7%	28.1
16/07/2025 20:00:00	33.3	113	133	40	37.5	8.3%	28.3
16/07/2025 21:00:00	35.4	84	99	45	38.8	16.2%	29.6
16/07/2025 22:00:00	34.5	76	89	45	38.0	12.4%	28.1
16/07/2025 23:00:00	34.3	48	57	45	38.9	12.3%	29.2
17/07/2025 00:00:00	34.4	20	23	40	37.5	8.7%	29.3
17/07/2025 01:00:00	37.5	14	16	40	37.5	25.0%	28.5
17/07/2025 02:00:00	30.0	1	1	30	0.0	0.0%	27.0
17/07/2025 03:00:00	30.0	3	4	35	0.0	0.0%	22.0
17/07/2025 04:00:00	20.0	1	1	20	0.0	0.0%	17.0
17/07/2025 05:00:00	25.0	3	4	40	37.5	25.0%	23.3
17/07/2025 06:00:00	33.1	18	21	35	0.0	0.0%	28.3
17/07/2025 07:00:00	34.3	35	41	40	37.5	9.8%	28.9
17/07/2025 08:00:00	33.8	148	174	45	38.4	9.8%	28.5
17/07/2025 09:00:00	33.6	122	143	45	38.0	7.7%	28.1
17/07/2025 10:00:00	33.6	87	102	40	37.5	8.8%	28.6

17/07/2025 11:00:00	33.1	79	93	45	38.1	8.6%	28.1
17/07/2025 12:00:00	33.2	74	87	40	37.5	6.9%	28.1
17/07/2025 13:00:00	32.6	96	113	50	40.0	3.5%	27.6
17/07/2025 14:00:00	32.6	91	107	45	39.2	2.8%	27.4
17/07/2025 15:00:00	32.4	101	119	40	37.5	3.4%	27.4
17/07/2025 16:00:00	33.1	136	160	45	38.5	6.3%	27.9
17/07/2025 17:00:00	32.4	175	206	40	37.5	5.8%	27.1
17/07/2025 18:00:00	33.6	167	197	45	38.2	7.6%	28.4
17/07/2025 19:00:00	34.2	151	178	50	38.3	10.1%	29.3
17/07/2025 20:00:00	33.5	120	141	40	37.5	5.7%	28.5
17/07/2025 21:00:00	34.4	88	104	45	37.9	11.5%	29.5
17/07/2025 22:00:00	34.6	55	65	40	37.5	13.8%	28.5
17/07/2025 23:00:00	36.4	41	48	60	40.3	18.8%	29.7
18/07/2025 00:00:00	35.0	16	19	40	37.5	15.8%	29.6
18/07/2025 01:00:00	33.8	13	15	45	42.5	6.7%	26.9
18/07/2025 02:00:00	30.0	7	8	40	37.5	12.5%	25.9
18/07/2025 03:00:00	35.0	2	2	35	0.0	0.0%	32.0
18/07/2025 04:00:00	40.0	3	3	40	37.5	33.3%	27.0
18/07/2025 05:00:00	0.0	0	0	0	0.0	0.0%	0.0
18/07/2025 06:00:00	35.0	18	21	40	37.5	14.3%	28.5
18/07/2025 07:00:00	33.2	32	38	40	37.5	2.6%	27.8
18/07/2025 08:00:00	33.7	90	106	45	38.1	7.5%	29.0
18/07/2025 09:00:00	34.0	88	103	45	39.2	8.7%	29.1
18/07/2025 10:00:00	34.2	88	104	45	38.9	10.6%	29.1
18/07/2025 11:00:00	33.2	88	104	40	37.5	7.7%	28.6
18/07/2025 12:00:00	34.3	103	121	45	37.9	10.7%	29.2
18/07/2025 13:00:00	33.0	104	122	40	37.5	7.4%	27.5
18/07/2025 14:00:00	33.8	101	119	45	38.5	8.4%	28.8
18/07/2025 15:00:00	33.0	120	141	40	37.5	6.4%	27.2
18/07/2025 16:00:00	33.1	151	178	45	38.1	5.1%	27.2
18/07/2025 17:00:00	33.2	160	188	45	38.3	6.4%	27.7
18/07/2025 18:00:00	33.0	147	173	40	37.5	3.5%	28.0
18/07/2025 19:00:00	34.5	114	134	45	38.5	11.2%	30.0
18/07/2025 20:00:00	34.1	99	117	45	38.3	11.1%	28.7
18/07/2025 21:00:00	33.8	71	84	50	39.4	9.5%	28.9
18/07/2025 22:00:00	35.0	41	48	55	40.4	14.6%	28.3
18/07/2025 23:00:00	38.8	38	45	45	40.5	22.2%	30.7
19/07/2025 00:00:00	33.8	32	38	40	37.5	10.5%	28.8
19/07/2025 01:00:00	34.0	16	19	45	42.5	10.5%	29.6
19/07/2025 02:00:00	37.5	8	9	40	37.5	22.2%	32.2
19/07/2025 03:00:00	33.8	5	6	35	0.0	0.0%	29.7
19/07/2025 04:00:00	35.0	2	2	35	0.0	0.0%	32.0
19/07/2025 05:00:00	32.5	3	4	35	0.0	0.0%	25.8
19/07/2025 06:00:00	37.5	8	9	40	37.5	22.2%	30.7
19/07/2025 07:00:00	30.0	3	3	30	0.0	0.0%	27.3
19/07/2025 08:00:00	36.2	14	17	40	37.5	23.5%	29.9
19/07/2025 09:00:00	33.6	65	77	45	38.1	10.4%	28.6
19/07/2025 10:00:00	34.4	63	74	40	37.5	12.2%	29.0

19/07/2025 11:00:00	32.9	88	104	45	38.2	6.7%	27.0
19/07/2025 12:00:00	32.3	101	119	40	37.5	5.0%	27.7
19/07/2025 13:00:00	34.1	81	95	40	37.5	7.4%	29.3
19/07/2025 14:00:00	33.4	99	117	40	37.5	6.0%	28.6
19/07/2025 15:00:00	34.1	105	124	45	37.9	10.5%	28.5
19/07/2025 16:00:00	33.8	95	112	40	37.5	8.0%	28.7
19/07/2025 17:00:00	33.9	85	100	40	37.5	8.0%	28.9
19/07/2025 18:00:00	32.7	102	120	40	37.5	5.0%	28.0
19/07/2025 19:00:00	33.5	90	106	55	40.3	8.5%	28.6
19/07/2025 20:00:00	34.4	59	69	45	38.1	11.6%	29.2
19/07/2025 21:00:00	33.7	43	51	40	37.5	5.9%	29.1
19/07/2025 22:00:00	32.7	46	54	40	37.5	5.6%	28.0
19/07/2025 23:00:00	33.5	49	58	45	40.0	10.3%	28.2
20/07/2025 00:00:00	33.8	49	58	45	39.2	10.3%	28.8
20/07/2025 01:00:00	38.3	22	26	45	38.8	30.8%	31.6
20/07/2025 02:00:00	38.3	14	16	45	38.8	25.0%	31.6
20/07/2025 03:00:00	37.5	3	4	40	37.5	50.0%	32.0
20/07/2025 04:00:00	30.0	1	1	30	0.0	0.0%	27.0
20/07/2025 05:00:00	50.0	1	1	50	47.5	100.0%	47.0
20/07/2025 06:00:00	40.0	4	5	45	38.8	80.0%	35.2
20/07/2025 07:00:00	35.0	4	5	40	37.5	20.0%	33.2
20/07/2025 08:00:00	34.2	11	13	40	37.5	7.7%	29.9
20/07/2025 09:00:00	33.5	37	43	40	37.5	2.3%	28.6
20/07/2025 10:00:00	33.9	52	61	40	37.5	8.2%	28.7
20/07/2025 11:00:00	33.0	65	77	45	39.2	3.9%	28.3
20/07/2025 12:00:00	33.7	87	102	40	37.5	7.8%	29.2
20/07/2025 13:00:00	33.1	116	137	45	39.2	6.6%	28.0
20/07/2025 14:00:00	33.9	99	116	45	38.6	7.8%	29.4
20/07/2025 15:00:00	34.0	99	116	45	38.0	8.6%	28.7
20/07/2025 16:00:00	33.8	91	107	45	38.1	7.5%	28.7
20/07/2025 17:00:00	33.0	79	93	40	37.5	5.4%	28.2
20/07/2025 18:00:00	34.4	92	108	45	37.9	11.1%	29.6
20/07/2025 19:00:00	34.4	57	67	45	38.8	11.9%	29.4
20/07/2025 20:00:00	33.3	59	69	40	37.5	2.9%	28.4
20/07/2025 21:00:00	34.7	42	50	40	37.5	14.0%	29.7
20/07/2025 22:00:00	34.2	37	43	45	38.5	11.6%	28.1
20/07/2025 23:00:00	36.7	20	23	55	41.3	17.4%	31.3
21/07/2025 00:00:00	33.3	8	10	40	37.5	10.0%	29.7
21/07/2025 01:00:00	32.5	3	4	35	0.0	0.0%	29.5
21/07/2025 02:00:00	30.0	1	1	30	0.0	0.0%	27.0
21/07/2025 03:00:00	32.5	3	4	35	0.0	0.0%	22.0
21/07/2025 04:00:00	30.0	3	4	35	0.0	0.0%	24.5
21/07/2025 05:00:00	20.0	1	1	20	0.0	0.0%	17.0
21/07/2025 06:00:00	33.8	11	13	40	37.5	7.7%	28.4
21/07/2025 07:00:00	34.1	34	40	50	42.5	10.0%	28.9
21/07/2025 08:00:00	32.3	115	135	40	37.5	3.0%	27.7
21/07/2025 09:00:00	32.4	121	142	45	38.3	4.2%	27.6
21/07/2025 10:00:00	32.9	94	110	40	37.5	7.3%	27.8

21/07/2025 11:00:00	33.3	76	90	45	38.3	6.7%	28.6
21/07/2025 12:00:00	34.1	92	108	45	38.3	11.1%	28.3
21/07/2025 13:00:00	33.5	102	120	45	38.0	9.2%	28.3
21/07/2025 14:00:00	30.5	113	133	50	40.8	2.3%	27.2
21/07/2025 15:00:00	31.9	86	101	40	37.5	2.0%	27.1
21/07/2025 16:00:00	32.7	120	141	40	37.5	5.0%	27.6
21/07/2025 17:00:00	32.9	156	184	50	40.4	3.8%	28.1
21/07/2025 18:00:00	33.1	153	180	40	37.5	6.7%	28.2
21/07/2025 19:00:00	33.6	119	140	40	37.5	8.6%	28.7
21/07/2025 20:00:00	34.4	98	115	45	37.9	11.3%	29.1
21/07/2025 21:00:00	34.3	58	68	40	37.5	8.8%	29.9
21/07/2025 22:00:00	33.7	39	46	50	40.8	6.5%	28.7
21/07/2025 23:00:00	36.0	35	41	55	40.4	17.1%	30.2
22/07/2025 00:00:00	33.3	10	12	40	37.5	8.3%	28.2
22/07/2025 01:00:00	30.0	3	4	35	0.0	0.0%	27.0
22/07/2025 02:00:00	30.0	1	1	30	0.0	0.0%	27.0
22/07/2025 03:00:00	35.0	6	7	40	37.5	14.3%	26.3
22/07/2025 04:00:00	30.0	6	7	35	0.0	0.0%	20.9
22/07/2025 05:00:00	40.0	4	5	45	40.0	40.0%	29.0
22/07/2025 06:00:00	34.2	20	23	45	40.0	8.7%	28.7
22/07/2025 07:00:00	35.0	41	48	45	38.9	14.6%	28.9
22/07/2025 08:00:00	33.4	130	153	45	37.9	8.5%	28.5
22/07/2025 09:00:00	33.5	116	136	45	38.2	5.1%	28.8
22/07/2025 10:00:00	33.1	78	92	45	39.5	5.4%	28.1
22/07/2025 11:00:00	33.8	79	93	45	38.1	8.6%	28.4
22/07/2025 12:00:00	33.1	87	102	45	38.3	5.9%	27.6
22/07/2025 13:00:00	32.4	96	113	40	37.5	6.2%	27.7
22/07/2025 14:00:00	32.6	94	111	40	37.5	1.8%	27.9
22/07/2025 15:00:00	31.7	106	125	40	37.5	3.2%	27.3
22/07/2025 16:00:00	31.5	154	181	40	37.5	2.8%	27.2
22/07/2025 17:00:00	32.9	167	197	40	37.5	4.6%	27.8
22/07/2025 18:00:00	32.0	183	215	40	37.5	2.3%	27.2
22/07/2025 19:00:00	34.2	123	145	45	37.8	10.3%	29.3
22/07/2025 20:00:00	33.5	89	105	45	38.1	7.6%	28.4
22/07/2025 21:00:00	33.7	62	73	45	38.5	6.8%	29.1
22/07/2025 22:00:00	36.7	27	32	45	38.2	21.9%	31.1
22/07/2025 23:00:00	34.6	38	45	45	38.3	13.3%	29.8
23/07/2025 00:00:00	37.5	14	16	40	37.5	25.0%	30.6
23/07/2025 01:00:00	35.0	6	7	40	37.5	14.3%	28.7
23/07/2025 02:00:00	30.0	2	2	30	0.0	0.0%	19.5
23/07/2025 03:00:00	28.3	4	5	30	0.0	0.0%	22.2
23/07/2025 04:00:00	27.5	3	4	30	0.0	0.0%	20.8
23/07/2025 05:00:00	35.0	5	6	40	37.5	16.7%	26.3
23/07/2025 06:00:00	32.5	11	13	35	0.0	0.0%	28.0
23/07/2025 07:00:00	34.6	34	40	40	37.5	12.5%	29.5
23/07/2025 08:00:00	32.5	113	133	40	37.5	2.3%	28.1
23/07/2025 09:00:00	33.8	98	115	40	37.5	6.1%	29.1
23/07/2025 10:00:00	32.3	74	87	45	42.5	1.1%	28.1

23/07/2025 11:00:00	32.2	64	75	40	37.5	8.0%	27.8
23/07/2025 12:00:00	33.2	81	95	40	37.5	5.3%	28.6
23/07/2025 13:00:00	32.1	101	119	40	37.5	3.4%	27.3
23/07/2025 14:00:00	32.8	107	126	40	37.5	4.0%	28.3
23/07/2025 15:00:00	32.8	100	118	45	39.2	5.1%	27.9
23/07/2025 16:00:00	33.4	109	128	45	39.7	7.0%	27.8
23/07/2025 17:00:00	32.5	135	159	45	38.8	2.5%	27.5
23/07/2025 18:00:00	33.3	145	171	40	37.5	7.0%	28.2
23/07/2025 19:00:00	33.6	116	137	45	38.0	8.0%	28.6
23/07/2025 20:00:00	34.0	88	103	45	38.8	7.8%	29.3
23/07/2025 21:00:00	33.5	81	95	40	37.5	5.3%	28.6
23/07/2025 22:00:00	33.7	52	61	45	40.5	8.2%	27.7
23/07/2025 23:00:00	34.5	32	38	45	39.5	13.2%	29.6
24/07/2025 00:00:00	35.0	11	13	45	40.0	15.4%	29.2
24/07/2025 01:00:00	30.0	11	13	40	37.5	7.7%	26.4
24/07/2025 02:00:00	30.0	4	5	40	37.5	20.0%	24.2
24/07/2025 03:00:00	35.0	4	5	40	37.5	20.0%	28.0
24/07/2025 04:00:00	20.0	3	3	20	0.0	0.0%	15.3
24/07/2025 05:00:00	40.0	3	3	40	37.5	33.3%	32.0
24/07/2025 06:00:00	36.7	18	21	45	38.8	19.0%	29.4
24/07/2025 07:00:00	35.0	33	39	50	39.2	15.4%	29.4
24/07/2025 08:00:00	33.2	122	144	45	38.1	6.3%	28.5
24/07/2025 09:00:00	33.0	80	94	45	38.5	5.3%	28.1
24/07/2025 10:00:00	33.8	86	101	40	37.5	8.9%	28.0
24/07/2025 11:00:00	33.3	69	81	45	38.5	6.2%	28.9
24/07/2025 12:00:00	33.5	80	94	45	38.3	6.4%	28.8
24/07/2025 13:00:00	32.2	101	119	45	42.5	0.8%	27.2
24/07/2025 14:00:00	32.8	111	131	40	37.5	6.1%	28.0
24/07/2025 15:00:00	32.5	112	132	45	39.2	2.3%	27.8
24/07/2025 16:00:00	31.9	120	141	40	37.5	4.3%	26.8
24/07/2025 17:00:00	32.3	116	137	45	38.5	3.6%	27.6
24/07/2025 18:00:00	32.3	135	159	45	39.2	1.9%	27.7
24/07/2025 19:00:00	33.3	122	144	40	37.5	4.9%	28.3
24/07/2025 20:00:00	34.1	78	92	40	37.5	8.7%	29.3
24/07/2025 21:00:00	34.8	63	74	40	37.5	13.5%	30.0
24/07/2025 22:00:00	33.0	55	65	45	42.5	1.5%	28.3
24/07/2025 23:00:00	37.5	38	45	50	40.0	22.2%	30.0
25/07/2025 00:00:00	37.5	20	23	40	37.5	26.1%	32.2
25/07/2025 01:00:00	37.5	7	8	40	37.5	25.0%	30.3
25/07/2025 02:00:00	30.0	3	4	40	37.5	25.0%	27.3
25/07/2025 03:00:00	27.5	5	6	30	0.0	0.0%	22.2
25/07/2025 04:00:00	30.0	3	4	35	0.0	0.0%	23.3
25/07/2025 05:00:00	30.0	2	2	30	0.0	0.0%	24.5
25/07/2025 06:00:00	38.0	20	24	50	39.6	29.2%	30.6
25/07/2025 07:00:00	34.7	35	41	45	39.5	12.2%	30.3
25/07/2025 08:00:00	33.3	91	107	45	38.8	7.5%	28.7
25/07/2025 09:00:00	33.9	67	79	45	38.3	7.6%	29.5
25/07/2025 10:00:00	33.8	73	86	40	37.5	7.0%	29.2

25/07/2025 11:00:00	33.7	86	101	40	37.5	7.9%	28.5
25/07/2025 12:00:00	32.1	78	92	40	37.5	3.3%	27.6
25/07/2025 13:00:00	33.2	101	119	50	40.5	4.2%	28.2
25/07/2025 14:00:00	32.4	102	120	45	38.8	3.3%	27.7
25/07/2025 15:00:00	33.2	102	120	45	38.5	4.2%	27.9
25/07/2025 16:00:00	33.2	108	127	45	38.1	6.3%	27.8
25/07/2025 17:00:00	33.5	136	160	45	37.8	9.4%	28.1
25/07/2025 18:00:00	33.5	133	156	50	39.8	7.1%	28.4
25/07/2025 19:00:00	34.7	108	127	45	38.7	13.4%	28.7
25/07/2025 20:00:00	35.0	88	103	45	38.5	14.6%	29.6
25/07/2025 21:00:00	33.8	48	56	45	38.5	8.9%	28.3
25/07/2025 22:00:00	33.8	50	59	40	37.5	10.2%	28.4
25/07/2025 23:00:00	35.0	38	45	50	38.9	15.6%	29.6
26/07/2025 00:00:00	37.5	26	30	45	38.2	23.3%	30.0
26/07/2025 01:00:00	34.6	20	23	40	37.5	8.7%	30.6
26/07/2025 02:00:00	32.5	5	6	35	0.0	0.0%	28.8
26/07/2025 03:00:00	33.8	8	9	35	0.0	0.0%	26.2
26/07/2025 04:00:00	35.0	3	3	35	0.0	0.0%	27.0
26/07/2025 05:00:00	30.0	3	3	30	0.0	0.0%	22.0
26/07/2025 06:00:00	35.0	6	7	40	37.5	14.3%	27.0
26/07/2025 07:00:00	35.0	3	4	40	37.5	25.0%	32.0
26/07/2025 08:00:00	34.0	37	44	40	37.5	11.4%	28.8
26/07/2025 09:00:00	35.8	39	46	45	38.8	17.4%	29.5
26/07/2025 10:00:00	34.0	76	89	40	37.5	9.0%	28.3
26/07/2025 11:00:00	33.6	96	113	50	41.7	5.3%	28.9
26/07/2025 12:00:00	32.9	102	120	45	40.0	3.3%	27.7
26/07/2025 13:00:00	33.2	100	118	45	38.2	5.9%	28.8
26/07/2025 14:00:00	33.2	94	111	40	37.5	4.5%	28.3
26/07/2025 15:00:00	32.2	121	142	45	38.9	4.9%	27.9
26/07/2025 16:00:00	34.0	88	104	45	39.3	10.6%	29.5
26/07/2025 17:00:00	33.8	98	115	40	37.5	8.7%	28.8
26/07/2025 18:00:00	34.6	89	105	45	38.2	13.3%	29.1
26/07/2025 19:00:00	33.9	74	87	50	38.8	9.2%	29.0
26/07/2025 20:00:00	33.4	54	63	40	37.5	4.8%	28.4
26/07/2025 21:00:00	33.8	43	51	45	39.5	9.8%	28.8
26/07/2025 22:00:00	33.9	43	51	45	38.5	9.8%	28.8
26/07/2025 23:00:00	33.0	47	55	45	38.8	7.3%	28.2
27/07/2025 00:00:00	33.3	28	33	40	37.5	6.1%	28.2
27/07/2025 01:00:00	36.7	26	31	45	38.2	22.6%	31.0
27/07/2025 02:00:00	36.7	9	11	40	37.5	27.3%	32.3
27/07/2025 03:00:00	35.0	3	3	35	0.0	0.0%	30.3
27/07/2025 04:00:00	28.8	4	5	30	0.0	0.0%	26.2
27/07/2025 05:00:00	0.0	0	0	0	0.0	0.0%	0.0
27/07/2025 06:00:00	35.0	4	5	50	47.5	20.0%	34.2
27/07/2025 07:00:00	37.5	5	6	40	37.5	33.3%	31.5
27/07/2025 08:00:00	34.2	31	36	50	40.8	8.3%	29.9
27/07/2025 09:00:00	37.9	32	38	50	39.5	26.3%	30.4
27/07/2025 10:00:00	36.8	54	63	45	38.3	20.6%	30.3

27/07/2025 11:00:00	34.1	71	83	40	37.5	7.2%	29.8
27/07/2025 12:00:00	33.6	89	105	45	38.9	6.7%	29.1
27/07/2025 13:00:00	32.7	94	111	45	38.2	6.3%	28.0
27/07/2025 14:00:00	34.0	88	103	40	37.5	7.8%	28.9
27/07/2025 15:00:00	34.7	93	109	40	37.5	12.8%	29.2
27/07/2025 16:00:00	31.5	76	90	35	0.0	0.0%	27.7
27/07/2025 17:00:00	34.5	98	115	50	38.9	12.2%	28.9
27/07/2025 18:00:00	34.8	61	72	50	39.0	13.9%	30.4
27/07/2025 19:00:00	34.5	58	68	50	39.4	11.8%	29.8
27/07/2025 20:00:00	34.7	42	50	45	38.2	14.0%	29.4
27/07/2025 21:00:00	33.3	57	67	45	38.5	7.5%	28.4
27/07/2025 22:00:00	36.0	30	35	55	40.0	17.1%	30.4
27/07/2025 23:00:00	37.5	17	20	45	38.5	25.0%	30.8
28/07/2025 00:00:00	33.3	9	11	40	37.5	9.1%	29.1
28/07/2025 01:00:00	33.3	5	6	35	0.0	0.0%	28.8
28/07/2025 02:00:00	40.0	3	3	40	37.5	66.7%	35.7
28/07/2025 03:00:00	35.0	3	3	35	0.0	0.0%	23.7
28/07/2025 04:00:00	20.0	2	2	20	0.0	0.0%	17.5
28/07/2025 05:00:00	35.0	2	2	35	0.0	0.0%	29.5
28/07/2025 06:00:00	35.0	13	15	40	37.5	13.3%	28.2
28/07/2025 07:00:00	34.3	27	32	45	38.8	12.5%	27.6
28/07/2025 08:00:00	34.2	109	128	50	39.0	10.2%	29.7
28/07/2025 09:00:00	33.1	83	98	40	37.5	7.1%	28.3
28/07/2025 10:00:00	32.2	76	90	40	37.5	5.6%	27.2
28/07/2025 11:00:00	32.6	68	80	45	40.0	2.5%	28.2
28/07/2025 12:00:00	33.4	71	83	45	38.3	7.2%	28.3
28/07/2025 13:00:00	33.4	88	103	45	38.9	6.8%	27.8
28/07/2025 14:00:00	32.1	115	135	50	40.8	2.2%	27.4
28/07/2025 15:00:00	32.0	109	128	40	37.5	2.3%	27.1
28/07/2025 16:00:00	31.8	100	118	40	37.5	5.1%	26.7
28/07/2025 17:00:00	31.9	134	158	40	37.5	5.1%	26.7
28/07/2025 18:00:00	32.0	147	173	40	37.5	2.9%	27.8
28/07/2025 19:00:00	32.8	102	120	40	37.5	5.8%	28.4
28/07/2025 20:00:00	34.2	71	83	50	40.0	9.6%	28.9
28/07/2025 21:00:00	34.6	53	62	45	38.1	12.9%	29.3
28/07/2025 22:00:00	34.5	46	54	60	41.8	13.0%	29.3
28/07/2025 23:00:00	33.3	31	37	55	41.3	10.8%	28.8
29/07/2025 00:00:00	37.5	10	12	45	39.2	25.0%	30.7
29/07/2025 01:00:00	33.3	11	13	40	37.5	7.7%	27.6
29/07/2025 02:00:00	40.0	2	2	40	37.5	50.0%	32.0
29/07/2025 03:00:00	30.0	3	4	35	0.0	0.0%	24.5
29/07/2025 04:00:00	30.0	3	3	30	0.0	0.0%	20.3
29/07/2025 05:00:00	40.0	3	3	40	37.5	33.3%	28.7
29/07/2025 06:00:00	35.0	17	20	50	40.8	15.0%	30.5
29/07/2025 07:00:00	35.8	37	43	45	38.2	16.3%	29.8
29/07/2025 08:00:00	32.8	108	127	40	37.5	3.1%	27.8
29/07/2025 09:00:00	32.7	82	97	40	37.5	2.1%	28.1
29/07/2025 10:00:00	33.0	82	97	40	37.5	4.1%	27.8

29/07/2025 11:00:00	32.1	70	82	40	37.5	4.9%	27.1
29/07/2025 12:00:00	30.9	71	83	40	37.5	3.6%	26.0
29/07/2025 13:00:00	31.1	94	111	40	37.5	1.8%	27.1
29/07/2025 14:00:00	32.6	99	117	45	38.9	6.0%	27.9
29/07/2025 15:00:00	32.3	107	126	45	38.3	4.8%	27.3
29/07/2025 16:00:00	32.8	112	132	45	39.2	2.3%	27.6
29/07/2025 17:00:00	33.1	135	159	45	38.3	7.5%	28.2
29/07/2025 18:00:00	33.3	137	161	40	37.5	8.1%	27.9
29/07/2025 19:00:00	33.6	144	169	50	38.3	7.7%	28.4
29/07/2025 20:00:00	34.3	94	110	40	37.5	10.0%	29.3
29/07/2025 21:00:00	33.7	65	77	45	38.2	9.1%	28.6
29/07/2025 22:00:00	35.0	33	39	50	40.0	15.4%	29.7
29/07/2025 23:00:00	36.0	29	34	55	40.0	17.6%	30.4
30/07/2025 00:00:00	41.2	18	21	45	41.5	23.8%	31.3
30/07/2025 01:00:00	35.0	8	9	40	37.5	11.1%	27.1
30/07/2025 02:00:00	20.0	1	1	20	0.0	0.0%	17.0
30/07/2025 03:00:00	35.0	7	8	40	37.5	12.5%	24.0
30/07/2025 04:00:00	30.0	5	6	45	42.5	16.7%	26.5
30/07/2025 05:00:00	30.0	3	3	30	0.0	0.0%	25.7
30/07/2025 06:00:00	33.3	14	17	45	40.0	11.8%	26.6
30/07/2025 07:00:00	34.7	42	50	45	38.2	14.0%	29.1
30/07/2025 08:00:00	33.6	103	121	45	38.0	8.3%	28.6
30/07/2025 09:00:00	33.9	110	129	45	38.0	8.5%	29.0
30/07/2025 10:00:00	33.5	71	84	40	37.5	8.3%	28.2
30/07/2025 11:00:00	33.0	96	113	40	37.5	5.3%	28.1
30/07/2025 12:00:00	33.3	86	101	45	38.2	6.9%	28.1
30/07/2025 13:00:00	31.9	100	118	40	37.5	4.2%	27.3
30/07/2025 14:00:00	33.0	90	106	40	37.5	7.5%	28.2
30/07/2025 15:00:00	32.0	89	105	40	37.5	3.8%	26.6
30/07/2025 16:00:00	33.4	118	139	45	38.1	5.8%	27.8
30/07/2025 17:00:00	32.9	133	157	45	38.3	7.6%	27.8
30/07/2025 18:00:00	32.7	162	190	50	38.8	6.3%	27.8
30/07/2025 19:00:00	33.6	112	132	45	38.9	8.3%	28.4
30/07/2025 20:00:00	33.6	90	106	50	40.0	5.7%	29.0
30/07/2025 21:00:00	33.5	71	84	45	38.2	8.3%	28.2
30/07/2025 22:00:00	33.2	60	70	45	40.0	5.7%	28.7
30/07/2025 23:00:00	34.4	42	49	50	40.0	12.2%	28.9
31/07/2025 00:00:00	36.7	20	23	45	38.8	17.4%	30.2
31/07/2025 01:00:00	42.5	4	5	45	42.5	40.0%	36.2
31/07/2025 02:00:00	35.0	5	6	40	37.5	16.7%	25.3
31/07/2025 03:00:00	35.0	2	2	35	0.0	0.0%	29.5
31/07/2025 04:00:00	30.0	1	1	30	0.0	0.0%	27.0
31/07/2025 05:00:00	25.0	3	3	25	0.0	0.0%	20.3
31/07/2025 06:00:00	32.5	13	15	40	37.5	6.7%	27.0
31/07/2025 07:00:00	34.5	28	33	40	37.5	12.1%	29.4
31/07/2025 08:00:00	32.5	100	118	45	38.8	3.4%	28.0
31/07/2025 09:00:00	34.0	78	92	45	38.0	12.0%	28.8
31/07/2025 10:00:00	33.5	72	85	45	38.3	7.1%	29.1

31/07/2025 11:00:00	34.2	80	94	45	39.3	11.7%	28.6
31/07/2025 12:00:00	33.4	88	104	40	37.5	5.8%	28.7
31/07/2025 13:00:00	32.9	122	143	45	38.9	4.9%	28.1
31/07/2025 14:00:00	32.4	91	107	45	39.2	2.8%	27.6
31/07/2025 15:00:00	31.8	108	127	45	38.5	3.9%	26.9
31/07/2025 16:00:00	32.9	132	155	40	37.5	5.8%	27.4
31/07/2025 17:00:00	33.0	129	152	45	38.1	5.3%	28.2
31/07/2025 18:00:00	33.1	156	184	40	37.5	5.4%	27.8
31/07/2025 19:00:00	33.4	114	134	45	38.8	9.0%	28.1
31/07/2025 20:00:00	34.2	99	116	45	37.9	11.2%	28.7
31/07/2025 21:00:00	34.3	63	74	45	38.1	12.2%	28.7
31/07/2025 22:00:00	33.2	48	57	40	37.5	5.3%	28.8
31/07/2025 23:00:00	34.5	31	37	45	38.5	13.5%	29.5
01/08/2025 00:00:00	33.3	19	22	40	37.5	4.5%	28.7
01/08/2025 01:00:00	36.7	8	10	40	37.5	30.0%	29.2
01/08/2025 02:00:00	35.0	5	6	40	37.5	16.7%	28.7
01/08/2025 03:00:00	45.0	2	2	45	40.0	100.0%	39.5
01/08/2025 04:00:00	30.0	3	4	35	0.0	0.0%	24.5
01/08/2025 05:00:00	30.0	2	2	30	0.0	0.0%	24.5
01/08/2025 06:00:00	35.0	15	18	40	37.5	16.7%	29.1
01/08/2025 07:00:00	35.0	28	33	50	40.5	15.2%	29.2
01/08/2025 08:00:00	32.5	88	103	50	40.8	2.9%	28.0
01/08/2025 09:00:00	34.6	78	92	50	38.8	13.0%	29.7
01/08/2025 10:00:00	32.2	80	94	45	39.2	3.2%	27.0
01/08/2025 11:00:00	33.1	89	105	40	37.5	6.7%	27.6
01/08/2025 12:00:00	33.3	91	107	45	38.3	5.6%	28.5
01/08/2025 13:00:00	32.7	124	146	40	37.5	4.8%	27.7
01/08/2025 14:00:00	31.7	95	112	45	40.0	1.8%	27.8
01/08/2025 15:00:00	33.2	100	118	45	38.0	9.3%	27.6
01/08/2025 16:00:00	33.4	133	156	45	38.8	5.1%	28.1
01/08/2025 17:00:00	33.9	107	126	40	37.5	10.3%	28.6
01/08/2025 18:00:00	34.2	134	158	45	37.8	12.0%	28.7
01/08/2025 19:00:00	33.5	122	144	45	37.9	8.3%	28.5
01/08/2025 20:00:00	33.9	80	94	45	38.2	7.4%	29.2
01/08/2025 21:00:00	33.8	50	59	45	40.5	8.5%	29.4
01/08/2025 22:00:00	34.1	40	47	50	40.0	8.5%	29.7
01/08/2025 23:00:00	35.0	29	34	50	39.5	14.7%	28.7
02/08/2025 00:00:00	32.5	30	35	40	37.5	5.7%	27.4
02/08/2025 01:00:00	41.7	19	22	50	40.6	36.4%	34.3
02/08/2025 02:00:00	34.4	11	13	40	37.5	7.7%	31.5
02/08/2025 03:00:00	30.0	5	6	45	42.5	16.7%	26.3
02/08/2025 04:00:00	35.0	3	3	35	0.0	0.0%	22.3
02/08/2025 05:00:00	32.5	3	4	35	0.0	0.0%	29.5
02/08/2025 06:00:00	30.0	5	6	35	0.0	0.0%	26.3
02/08/2025 07:00:00	35.0	6	7	40	37.5	14.3%	30.7
02/08/2025 08:00:00	34.3	24	28	40	37.5	10.7%	28.9
02/08/2025 09:00:00	36.4	37	43	45	38.1	18.6%	30.0
02/08/2025 10:00:00	33.8	82	96	40	37.5	7.3%	28.3

02/08/2025 11:00:00	33.9	79	93	45	38.2	7.5%	28.8
02/08/2025 12:00:00	33.3	96	113	45	38.1	7.1%	28.4
02/08/2025 13:00:00	33.6	78	92	40	37.5	6.5%	29.1
02/08/2025 14:00:00	34.1	88	103	45	38.5	9.7%	28.6
02/08/2025 15:00:00	33.5	80	94	40	37.5	4.3%	29.0
02/08/2025 16:00:00	33.4	101	119	40	37.5	4.2%	28.8
02/08/2025 17:00:00	34.1	104	122	45	38.0	8.2%	29.2
02/08/2025 18:00:00	34.7	85	100	45	39.8	13.0%	29.1
02/08/2025 19:00:00	34.3	76	89	45	38.6	10.1%	29.6
02/08/2025 20:00:00	35.0	58	68	40	37.5	14.7%	30.2
02/08/2025 21:00:00	34.3	51	60	40	37.5	11.7%	29.3
02/08/2025 22:00:00	35.8	34	40	45	38.2	17.5%	29.8
02/08/2025 23:00:00	35.8	42	49	55	40.0	16.3%	28.9
03/08/2025 00:00:00	37.0	19	22	40	37.5	22.7%	31.3
03/08/2025 01:00:00	33.0	18	21	45	42.5	4.8%	29.3
03/08/2025 02:00:00	40.0	7	8	45	38.8	50.0%	34.1
03/08/2025 03:00:00	35.0	1	1	35	0.0	0.0%	32.0
03/08/2025 04:00:00	35.0	1	1	35	0.0	0.0%	32.0
03/08/2025 05:00:00	30.0	1	1	30	0.0	0.0%	27.0
03/08/2025 06:00:00	37.5	8	9	40	37.5	22.2%	28.8
03/08/2025 07:00:00	29.4	8	10	35	0.0	0.0%	27.3
03/08/2025 08:00:00	33.3	11	13	35	0.0	0.0%	29.3
03/08/2025 09:00:00	33.9	20	23	45	42.5	4.3%	28.2
03/08/2025 10:00:00	33.8	54	63	45	38.5	7.9%	28.5
03/08/2025 11:00:00	33.1	54	64	45	40.0	6.3%	28.1
03/08/2025 12:00:00	33.4	87	102	45	38.8	3.9%	28.3
03/08/2025 13:00:00	33.2	108	127	45	38.3	4.7%	28.9
03/08/2025 14:00:00	34.2	81	95	45	38.0	11.6%	28.9
03/08/2025 15:00:00	34.2	66	78	45	39.6	9.0%	29.4
03/08/2025 16:00:00	34.7	88	103	45	37.9	12.6%	29.6
03/08/2025 17:00:00	33.6	82	97	45	38.1	8.2%	28.4
03/08/2025 18:00:00	34.3	52	61	45	38.2	11.5%	29.0
03/08/2025 19:00:00	34.2	67	79	45	38.1	10.1%	29.4
03/08/2025 20:00:00	34.1	37	43	45	40.8	7.0%	29.7
03/08/2025 21:00:00	35.6	47	55	45	38.1	16.4%	29.4
03/08/2025 22:00:00	34.4	20	23	45	40.0	8.7%	29.7
03/08/2025 23:00:00	34.0	19	22	45	40.0	9.1%	27.7
04/08/2025 00:00:00	40.0	14	16	50	41.3	25.0%	30.9
04/08/2025 01:00:00	35.0	7	8	40	37.5	12.5%	27.8
04/08/2025 02:00:00	35.0	1	1	35	0.0	0.0%	32.0
04/08/2025 03:00:00	35.0	3	3	35	0.0	0.0%	18.7
04/08/2025 04:00:00	25.0	3	4	30	0.0	0.0%	19.5
04/08/2025 05:00:00	35.0	3	3	35	0.0	0.0%	25.3
04/08/2025 06:00:00	31.7	14	17	40	37.5	5.9%	27.3
04/08/2025 07:00:00	34.2	24	28	40	37.5	10.7%	27.9
04/08/2025 08:00:00	33.1	123	145	50	39.7	6.2%	28.3
04/08/2025 09:00:00	33.4	73	86	45	38.3	7.0%	28.5
04/08/2025 10:00:00	33.3	74	87	45	38.5	5.7%	28.4

04/08/2025 11:00:00	33.0	86	101	45	38.8	4.0%	28.5
04/08/2025 12:00:00	33.5	77	91	45	38.3	6.6%	27.8
04/08/2025 13:00:00	32.8	99	116	45	38.5	4.3%	27.1
04/08/2025 14:00:00	32.6	94	110	40	37.5	4.5%	27.8
04/08/2025 15:00:00	32.8	118	139	45	38.4	7.9%	27.3
04/08/2025 16:00:00	33.2	113	133	40	37.5	6.8%	27.8
04/08/2025 17:00:00	31.8	110	129	45	38.9	5.4%	27.2
04/08/2025 18:00:00	34.1	133	156	45	37.8	9.6%	28.8
04/08/2025 19:00:00	33.7	105	123	45	38.6	7.3%	28.4
04/08/2025 20:00:00	32.5	78	92	40	37.5	6.5%	27.5
04/08/2025 21:00:00	35.5	62	73	45	37.9	16.4%	29.3
04/08/2025 22:00:00	35.7	33	39	40	37.5	17.9%	29.2
04/08/2025 23:00:00	34.4	26	31	45	40.0	12.9%	30.1
05/08/2025 00:00:00	36.7	12	14	40	37.5	21.4%	27.6
05/08/2025 01:00:00	32.5	5	6	35	0.0	0.0%	26.2
05/08/2025 02:00:00	37.5	6	7	40	37.5	28.6%	28.4
05/08/2025 03:00:00	35.0	3	4	50	47.5	25.0%	29.5
05/08/2025 04:00:00	35.0	3	4	45	42.5	25.0%	29.5
05/08/2025 05:00:00	30.0	2	2	30	0.0	0.0%	17.0
05/08/2025 06:00:00	35.0	19	22	40	37.5	13.6%	28.0
05/08/2025 07:00:00	37.0	31	36	45	38.9	19.4%	30.4
05/08/2025 08:00:00	33.0	113	133	45	38.5	7.5%	28.1
05/08/2025 09:00:00	32.9	85	100	45	38.5	5.0%	28.2
05/08/2025 10:00:00	33.5	30	35	40	37.5	5.7%	28.3
05/08/2025 11:00:00	**No Data**						
05/08/2025 12:00:00	**No Data**						
	.....						
13/08/2025 10:00:00	0.0	0	0	0	0.0	0.0%	0.0

Incoming Summary
2025 August Westfield Road (anchor) from Mon-Jun-23-2025-11-00-AM to Wed-Aug-13-2025-09-59-AM

Day/Time Ending	85th pctl (MPH)	85th pctl cnts	Total Cnts	Max Speed	Avg Speeder	% Speeders	Avg Speed
24/06/2025 00:00:00	32.9	1254	1475	50	38.5	5.2%	27.6
25/06/2025 00:00:00	33.0	1855	2182	50	38.6	6.6%	27.9
26/06/2025 00:00:00	33.3	1830	2153	50	38.4	6.5%	28.2
27/06/2025 00:00:00	33.3	1937	2279	50	38.3	7.2%	28.0
28/06/2025 00:00:00	33.7	1721	2025	50	38.4	8.0%	28.5
29/06/2025 00:00:00	34.2	1392	1638	50	38.8	10.7%	29.1
30/06/2025 00:00:00	34.2	1221	1436	55	38.7	10.5%	29.0
01/07/2025 00:00:00	33.5	1703	2003	60	38.7	7.1%	28.4
02/07/2025 00:00:00	33.4	1786	2101	55	38.5	7.1%	28.1
03/07/2025 00:00:00	33.3	1805	2123	50	38.2	6.5%	28.1
04/07/2025 00:00:00	33.3	1837	2161	50	38.7	6.5%	27.9
05/07/2025 00:00:00	33.4	1863	2192	50	38.3	7.3%	28.2
06/07/2025 00:00:00	33.7	1369	1611	50	38.3	8.3%	28.7
07/07/2025 00:00:00	34.3	1141	1342	55	38.4	11.2%	29.0
08/07/2025 00:00:00	33.2	1691	1989	50	38.1	5.8%	28.1
09/07/2025 00:00:00	33.4	1783	2098	60	38.7	7.1%	28.1
10/07/2025 00:00:00	33.3	1805	2123	60	38.5	6.7%	28.2
11/07/2025 00:00:00	33.7	1805	2123	55	38.6	8.5%	28.6
12/07/2025 00:00:00	33.9	1706	2007	55	38.8	9.3%	28.6
13/07/2025 00:00:00	34.2	1401	1648	55	38.7	10.3%	29.0
14/07/2025 00:00:00	34.3	1151	1354	50	38.4	11.0%	29.3
15/07/2025 00:00:00	33.3	1727	2032	50	38.2	6.5%	28.1
16/07/2025 00:00:00	33.4	1747	2055	50	38.3	7.3%	28.2
17/07/2025 00:00:00	33.2	1879	2211	55	38.3	6.6%	28.0
18/07/2025 00:00:00	33.5	1822	2144	60	38.1	7.8%	28.2
19/07/2025 00:00:00	33.7	1710	2012	55	38.5	8.3%	28.4
20/07/2025 00:00:00	33.7	1281	1507	55	38.1	8.3%	28.5
21/07/2025 00:00:00	34.0	1099	1293	55	38.4	9.1%	29.0
22/07/2025 00:00:00	33.2	1643	1933	55	38.4	6.5%	28.1
23/07/2025 00:00:00	33.2	1725	2029	45	38.1	6.3%	28.1
24/07/2025 00:00:00	33.2	1572	1850	45	38.3	5.7%	28.2
25/07/2025 00:00:00	33.3	1585	1865	50	38.2	6.2%	28.2
26/07/2025 00:00:00	33.7	1510	1776	50	38.5	8.5%	28.5
27/07/2025 00:00:00	33.6	1277	1502	50	38.5	7.7%	28.6
28/07/2025 00:00:00	34.3	1051	1237	55	38.6	11.1%	29.3
29/07/2025 00:00:00	33.0	1466	1725	60	38.7	6.4%	28.0
30/07/2025 00:00:00	33.2	1556	1830	55	38.4	6.6%	28.0
31/07/2025 00:00:00	33.3	1633	1921	50	38.4	7.3%	28.1
01/08/2025 00:00:00	33.3	1586	1866	45	38.3	7.0%	28.2
02/08/2025 00:00:00	33.5	1534	1805	50	38.4	7.8%	28.3
03/08/2025 00:00:00	34.2	1183	1392	55	38.4	9.9%	29.1
04/08/2025 00:00:00	34.0	948	1115	50	38.7	9.1%	29.0
05/08/2025 00:00:00	33.4	1470	1729	50	38.2	7.4%	28.0
06/08/2025 00:00:00	33.7	297	349	50	38.8	8.9%	28.3
07/08/2025 00:00:00	**No Data**						
08/08/2025 00:00:00	**No Data**						
09/08/2025 00:00:00							

Incoming Summary
2025 August Westfield Road (anchor) from Mon-Jun-23-2025-11-00-AM to Wed-Aug-13-2025-09-59-AM

	.....						
10/08/2025 00:00:00							
11/08/2025 00:00:00							
12/08/2025 00:00:00							
13/08/2025 00:00:00							
13/08/2025 09:59:59	0.0	0	0	0	0.0	0.0%	0.0

Incoming Weekly Counts
2025 August Westfield Road (anchor) from Mon-Jun-23-2025-11-00-AM to Wed-Aug-13-2025-09-59-AM

	23/06/2025	to	29/06/2025							
	Monday	Tuesday	Wednesday	Thursday	Friday	Saturday	Sunday	Week	Weekend	Week Day 85%
Hour	23/06/2025	24/06/2025	25/06/2025	26/06/2025	27/06/2025	28/06/2025	29/06/2025	Day Avg	Avg	Avg Speed
0 - 1	*	11	7	14	16	21	33	12	27	35.8
1 - 2	*	3	3	5	7	6	15	4.5	10.5	36.25
2 - 3	*	5	5	1	1	4	6	3	5	30.82
3 - 4	*	7	4	5	3	3	2	4.75	2.5	26.25
4 - 5	*	0	0	3	1	4	0	1	2	32.5
5 - 6	*	17	19	15	20	9	11	17.75	10	34.83
6 - 7	*	39	54	49	42	12	7	46	9.5	36.25
7 - 8	*	142	135	149	111	24	16	134.25	20	33.45
8 - 9	*	154	159	161	120	78	42	148.5	60	33.1
9 - 10	*	100	91	115	102	108	76	102	92	33.4
10 - 11	*	87	89	104	98	134	92	94.5	113	32.15
11 - 12	51	90	96	97	104	139	150	87.6	144.5	32.28
12 - 13	123	119	99	113	110	132	137	112.8	134.5	32.92
13 - 14	120	121	109	134	135	132	115	123.8	123.5	32.48
14 - 15	125	124	114	125	128	144	121	123.2	132.5	32.38
15 - 16	159	180	181	176	174	114	100	174	107	32.5
16 - 17	220	222	198	201	208	130	127	209.8	128.5	32.36
17 - 18	225	235	202	226	205	121	85	218.6	103	32.92
18 - 19	155	179	207	196	135	91	83	174.4	87	33.46
19 - 20	123	134	157	129	108	53	55	130.2	54	34.38
20 - 21	78	92	100	92	65	56	55	85.4	55.5	34.88
21 - 22	49	52	58	74	58	49	50	58.2	49.5	34
22 - 23	33	44	47	51	36	43	44	42.2	43.5	35.9
23 - 24	14	25	19	44	38	31	14	28	22.5	34
Totals	1475	2182	2153	2279	2025	1638	1436			
% of Total	11.18%	16.55%	16.33%	17.28%	15.35%	12.42%	10.89%			

Incoming Weekly Counts
2025 August Westfield Road (anchor) from Mon-Jun-23-2025-11-00-AM to Wed-Aug-13-2025-09-59-AM

	30/06/2025	to	06/07/2025							
	Monday	Tuesday	Wednesday	Thursday	Friday	Saturday	Sunday	Week	Weekend	Week Day 85%
Hour	30/06/2025	01/07/2025	02/07/2025	03/07/2025	04/07/2025	05/07/2025	06/07/2025	Day Avg	Avg	Avg Speed
0 - 1	10	7	11	14	23	39	29	13	34	35.66
1 - 2	2	6	7	7	6	10	11	5.6	10.5	36
2 - 3	3	6	2	2	2	6	7	3	6.5	36
3 - 4	4	5	3	2	5	6	3	3.8	4.5	30.5
4 - 5	2	1	3	4	1	5	1	2.2	3	33
5 - 6	18	19	20	22	32	9	5	22.2	7	33.42
6 - 7	44	39	39	45	33	9	8	40	8.5	36.4
7 - 8	145	140	134	138	124	26	10	136.2	18	33.36
8 - 9	166	152	149	136	145	57	46	149.6	51.5	33.58
9 - 10	126	112	93	114	114	88	67	111.8	77.5	33.36
10 - 11	95	82	96	92	101	120	103	93.2	111.5	32.82
11 - 12	90	89	120	110	119	105	88	105.6	96.5	32.1
12 - 13	106	115	130	127	146	148	137	124.8	142.5	32.34
13 - 14	92	130	124	117	123	114	119	117.2	116.5	32.6
14 - 15	130	111	144	123	121	124	114	125.8	119	32.94
15 - 16	176	174	142	161	186	120	108	167.8	114	32.34
16 - 17	153	188	197	196	178	123	122	182.4	122.5	33.18
17 - 18	218	228	226	205	202	111	84	215.8	97.5	33.1
18 - 19	151	176	171	165	154	90	82	163.4	86	33.84
19 - 20	93	102	130	136	138	78	67	119.8	72.5	34.6
20 - 21	68	90	83	104	83	60	49	85.6	54.5	34.02
21 - 22	57	59	49	80	48	59	41	58.6	50	33.9
22 - 23	38	40	32	41	49	52	25	40	38.5	34.18
23 - 24	16	30	18	20	59	52	16	28.6	34	34.66
Totals	2003	2101	2123	2161	2192	1611	1342			
% of Total	14.8%	15.53%	15.69%	15.97%	16.2%	11.9%	9.92%			

Incoming Weekly Counts
2025 August Westfield Road (anchor) from Mon-Jun-23-2025-11-00-AM to Wed-Aug-13-2025-09-59-AM

	07/07/2025	to	13/07/2025							
	Monday	Tuesday	Wednesday	Thursday	Friday	Saturday	Sunday	Week	Weekend	Week Day 85%
Hour	07/07/2025	08/07/2025	09/07/2025	10/07/2025	11/07/2025	12/07/2025	13/07/2025	Day Avg	Avg	Avg Speed
0 - 1	6	9	13	9	18	17	15	11	16	35.92
1 - 2	5	5	5	1	9	7	17	5	12	30
2 - 3	2	5	3	3	2	7	5	3	6	39
3 - 4	3	4	0	2	2	3	5	2.2	4	30
4 - 5	1	1	1	2	3	0	1	1.6	0.5	32
5 - 6	17	19	18	17	22	8	6	18.6	7	34.72
6 - 7	34	42	47	37	41	7	9	40.2	8	34.86
7 - 8	134	152	154	135	118	27	8	138.6	17.5	33.22
8 - 9	137	136	137	159	143	82	54	142.4	68	32.96
9 - 10	98	109	108	111	98	110	72	104.8	91	32.82
10 - 11	82	97	107	114	107	149	112	101.4	130.5	33.42
11 - 12	109	107	87	91	93	145	125	97.4	135	33.18
12 - 13	108	106	115	118	124	140	116	114.2	128	32.36
13 - 14	124	92	122	118	123	158	103	115.8	130.5	33.02
14 - 15	130	140	111	121	130	126	110	126.4	118	32.88
15 - 16	151	153	171	169	176	113	116	164	114.5	32.84
16 - 17	179	194	211	203	175	100	112	192.4	106	33.22
17 - 18	226	203	217	188	172	79	73	201.2	76	33.1
18 - 19	174	179	168	174	133	99	90	165.6	94.5	34.1
19 - 20	97	134	118	125	100	73	59	114.8	66	34.32
20 - 21	79	96	89	91	72	58	66	85.4	62	34.94
21 - 22	52	59	56	60	58	57	44	57	50.5	34.68
22 - 23	26	34	46	54	56	45	23	43.2	34	34.8
23 - 24	15	22	19	21	32	38	13	21.8	25.5	34.92
Totals	1989	2098	2123	2123	2007	1648	1354			
% of Total	14.91%	15.72%	15.91%	15.91%	15.04%	12.35%	10.15%			

Incoming Weekly Counts
2025 August Westfield Road (anchor) from Mon-Jun-23-2025-11-00-AM to Wed-Aug-13-2025-09-59-AM

	14/07/2025	to	20/07/2025							
	Monday	Tuesday	Wednesday	Thursday	Friday	Saturday	Sunday	Week	Weekend	Week Day 85%
Hour	14/07/2025	15/07/2025	16/07/2025	17/07/2025	18/07/2025	19/07/2025	20/07/2025	Day Avg	Avg	Avg Speed
0 - 1	8	7	7	16	15	19	26	10.6	22.5	35.26
1 - 2	4	4	9	1	8	9	16	5.2	12.5	32.5
2 - 3	1	3	4	4	2	6	4	2.8	5	30
3 - 4	4	4	5	1	3	2	1	3.4	1.5	28.5
4 - 5	2	3	1	4	0	4	1	2	2.5	37.5
5 - 6	16	19	17	21	21	9	5	18.8	7	34.46
6 - 7	41	44	39	41	38	3	5	40.6	4	34.68
7 - 8	164	168	143	174	106	17	13	151	15	33.5
8 - 9	148	131	129	143	103	77	43	130.8	60	33.74
9 - 10	97	92	132	102	104	74	61	105.4	67.5	33.32
10 - 11	95	101	100	93	104	104	77	98.6	90.5	32.92
11 - 12	101	91	98	87	121	119	102	99.6	110.5	33.1
12 - 13	94	128	106	113	122	95	137	112.6	116	32.98
13 - 14	117	123	122	107	119	117	116	117.6	116.5	32.9
14 - 15	134	123	133	119	141	124	116	130	120	32.72
15 - 16	178	178	197	160	178	112	107	178.2	109.5	32.72
16 - 17	178	176	198	206	188	100	93	189.2	96.5	33
17 - 18	216	212	207	197	173	120	108	201	114	33.02
18 - 19	154	164	163	178	134	106	67	158.6	86.5	33.82
19 - 20	86	106	133	141	117	69	69	116.6	69	33.78
20 - 21	67	79	99	104	84	51	50	86.6	50.5	34.56
21 - 22	53	52	89	65	48	54	43	61.4	48.5	34.42
22 - 23	52	34	57	48	45	58	23	47.2	40.5	34.98
23 - 24	22	13	23	19	38	58	10	23	34	33.8
Totals	2032	2055	2211	2144	2012	1507	1293			
% of Total	15.33%	15.5%	16.68%	16.18%	15.18%	11.37%	9.76%			

Incoming Weekly Counts
2025 August Westfield Road (anchor) from Mon-Jun-23-2025-11-00-AM to Wed-Aug-13-2025-09-59-AM

	21/07/2025	to	27/07/2025							
	Monday	Tuesday	Wednesday	Thursday	Friday	Saturday	Sunday	Week	Weekend	Week Day 85%
Hour	21/07/2025	22/07/2025	23/07/2025	24/07/2025	25/07/2025	26/07/2025	27/07/2025	Day Avg	Avg	Avg Speed
0 - 1	4	4	7	13	8	23	31	7.2	27	33
1 - 2	1	1	2	5	4	6	11	2.6	8.5	30
2 - 3	4	7	5	5	6	9	3	5.4	6	31.66
3 - 4	4	7	4	3	4	3	5	4.4	4	27.5
4 - 5	1	5	6	3	2	3	0	3.4	1.5	33
5 - 6	13	23	13	21	24	7	5	18.8	6	35.04
6 - 7	40	48	40	39	41	4	6	41.6	5	34.68
7 - 8	135	153	133	144	107	44	36	134.4	40	32.94
8 - 9	142	136	115	94	79	46	38	113.2	42	33.32
9 - 10	110	92	87	101	86	89	63	95.2	76	33.18
10 - 11	90	93	75	81	101	113	83	88	98	33.26
11 - 12	108	102	95	94	92	120	105	98.2	112.5	33.2
12 - 13	120	113	119	119	119	118	111	118	114.5	32.68
13 - 14	133	111	126	131	120	111	103	124.2	107	32.22
14 - 15	101	125	118	132	120	142	109	119.2	125.5	32.42
15 - 16	141	181	128	141	127	104	90	143.6	97	32.54
16 - 17	184	197	159	137	160	115	115	167.4	115	32.82
17 - 18	180	215	171	159	156	105	72	176.2	88.5	32.84
18 - 19	140	145	137	144	127	87	68	138.6	77.5	33.88
19 - 20	115	105	103	92	103	63	50	103.6	56.5	34.2
20 - 21	68	73	95	74	56	51	67	73.2	59	34.02
21 - 22	46	32	61	65	59	51	35	52.6	43	34.18
22 - 23	41	45	38	45	45	55	20	42.8	37.5	35.52
23 - 24	12	16	13	23	30	33	11	18.8	22	36.16
Totals	1933	2029	1850	1865	1776	1502	1237			
% of Total	15.85%	16.64%	15.17%	15.3%	14.57%	12.32%	10.15%			

Incoming Weekly Counts
2025 August Westfield Road (anchor) from Mon-Jun-23-2025-11-00-AM to Wed-Aug-13-2025-09-59-AM

	28/07/2025	to	03/08/2025							
	Monday	Tuesday	Wednesday	Thursday	Friday	Saturday	Sunday	Week	Weekend	Week Day 85%
Hour	28/07/2025	29/07/2025	30/07/2025	31/07/2025	01/08/2025	02/08/2025	03/08/2025	Day Avg	Avg	Avg Speed
0 - 1	6	13	9	5	10	22	21	8.6	21.5	36.16
1 - 2	3	2	1	6	6	13	8	3.6	10.5	34
2 - 3	3	4	8	2	2	6	1	3.8	3.5	36
3 - 4	2	3	6	1	4	3	1	3.2	2	28
4 - 5	2	3	3	3	2	4	1	2.6	2.5	32
5 - 6	15	20	17	15	18	6	9	17	7.5	34.16
6 - 7	32	43	50	33	33	7	10	38.2	8.5	34.86
7 - 8	128	127	121	118	103	28	13	119.4	20.5	33.12
8 - 9	98	97	129	92	92	43	23	101.6	33	33.66
9 - 10	90	97	84	85	94	96	63	90	79.5	32.88
10 - 11	80	82	113	94	105	93	64	94.8	78.5	33
11 - 12	83	83	101	104	107	113	102	95.6	107.5	32.86
12 - 13	103	111	118	143	146	92	127	124.2	109.5	32.4
13 - 14	135	117	106	107	112	103	95	115.4	99	32.36
14 - 15	128	126	105	127	118	94	78	120.8	86	32.26
15 - 16	118	132	139	155	156	119	103	140	111	32.86
16 - 17	158	159	157	152	126	122	97	150.4	109.5	32.96
17 - 18	173	161	190	184	158	100	61	173.2	80.5	33.06
18 - 19	120	169	132	134	144	89	79	139.8	84	33.38
19 - 20	83	110	106	116	94	68	43	101.8	55.5	34.04
20 - 21	62	77	84	74	59	60	55	71.2	57.5	33.98
21 - 22	54	39	70	57	47	40	23	53.4	31.5	34
22 - 23	37	34	49	37	34	49	22	38.2	35.5	34.64
23 - 24	12	21	23	22	35	22	16	22.6	19	36.24
Totals	1725	1830	1921	1866	1805	1392	1115			
% of Total	14.8%	15.7%	16.48%	16.01%	15.49%	11.94%	9.57%			

Incoming Weekly Counts
2025 August Westfield Road (anchor) from Mon-Jun-23-2025-11-00-AM to Wed-Aug-13-2025-09-59-AM

	04/08/2025	to	10/08/2025							
	Monday	Tuesday	Wednesday	Thursday	Friday	Saturday	Sunday	Week	Weekend	Week Day 85%
Hour	04/08/2025	05/08/2025	06/08/2025	07/08/2025	08/08/2025	09/08/2025	10/08/2025	Day Avg	Avg	Avg Speed
0 - 1	8	6	0	0	0	0	0	2.8	0	33.75
1 - 2	1	7	0	0	0	0	0	1.6	0	36.25
2 - 3	3	4	0	0	0	0	0	1.4	0	35
3 - 4	4	4	0	0	0	0	0	1.6	0	30
4 - 5	3	2	0	0	0	0	0	1	0	32.5
5 - 6	17	22	0	0	0	0	0	7.8	0	33.35
6 - 7	28	36	0	0	0	0	0	12.8	0	35.6
7 - 8	145	133	0	0	0	0	0	55.6	0	33.05
8 - 9	86	100	0	0	0	0	0	37.2	0	33.15
9 - 10	87	35	0	0	0	0	0	24.4	0	33.4
10 - 11	101	0	0	0	0	0	0	20.2	0	33
11 - 12	91	0	0	0	0	0	0	18.2	0	33.5
12 - 13	116	0	0	0	0	0	0	23.2	0	32.8
13 - 14	110	0	0	0	0	0	0	22	0	32.6
14 - 15	139	0	0	0	0	0	0	27.8	0	32.8
15 - 16	133	0	0	0	0	0	0	26.6	0	33.2
16 - 17	129	0	0	0	0	0	0	25.8	0	31.8
17 - 18	156	0	0	0	0	0	0	31.2	0	34.1
18 - 19	123	0	0	0	0	0	0	24.6	0	33.7
19 - 20	92	0	0	0	0	0	0	18.4	0	32.5
20 - 21	73	0	0	0	0	0	0	14.6	0	35.5
21 - 22	39	0	0	0	0	0	0	7.8	0	35.7
22 - 23	31	0	0	0	0	0	0	6.2	0	34.4
23 - 24	14	0	0	0	0	0	0	2.8	0	36.7
Totals	1729	349	0	0	0	0	0			
% of Total	83.21%	16.79%	0%	0%	0%	0%	0%			

Incoming Weekly Counts
2025 August Westfield Road (anchor) from Mon-Jun-23-2025-11-00-AM to Wed-Aug-13-2025-09-59-AM

	11/08/2025	to	17/08/2025							
	Monday	Tuesday	Wednesday	Thursday	Friday	Saturday	Sunday	Week	Weekend	Week Day 85%
Hour	11/08/2025	12/08/2025	13/08/2025	14/08/2025	15/08/2025	16/08/2025	17/08/2025	Day Avg	Avg	Avg Speed
0 - 1	0	0	0	*	*	*	*	0	0	0
1 - 2	0	0	0	*	*	*	*	0	0	0
2 - 3	0	0	0	*	*	*	*	0	0	0
3 - 4	0	0	0	*	*	*	*	0	0	0
4 - 5	0	0	0	*	*	*	*	0	0	0
5 - 6	0	0	0	*	*	*	*	0	0	0
6 - 7	0	0	0	*	*	*	*	0	0	0
7 - 8	0	0	0	*	*	*	*	0	0	0
8 - 9	0	0	0	*	*	*	*	0	0	0
9 - 10	0	0	0	*	*	*	*	0	0	0
10 - 11	0	0	*	*	*	*	*	0	0	0
11 - 12	0	0	*	*	*	*	*	0	0	0
12 - 13	0	0	*	*	*	*	*	0	0	0
13 - 14	0	0	*	*	*	*	*	0	0	0
14 - 15	0	0	*	*	*	*	*	0	0	0
15 - 16	0	0	*	*	*	*	*	0	0	0
16 - 17	0	0	*	*	*	*	*	0	0	0
17 - 18	0	0	*	*	*	*	*	0	0	0
18 - 19	0	0	*	*	*	*	*	0	0	0
19 - 20	0	0	*	*	*	*	*	0	0	0
20 - 21	0	0	*	*	*	*	*	0	0	0
21 - 22	0	0	*	*	*	*	*	0	0	0
22 - 23	0	0	*	*	*	*	*	0	0	0
23 - 24	0	0	*	*	*	*	*	0	0	0
Totals	0	0	0	0	0	0	0			
% of Total	0%	0%	0%	0%	0%	0%	0%			

Incoming Monthly Counts
2025 August Westfield Road (anchor) from Mon-Jun-23-2025-11-00-AM to Wed-Aug-13-2025-09-59-AM

	Jun 2025									
	Monday	Tuesday	Wednesday	Thursday	Friday	Saturday	Sunday	Week	Weekend	Week Day 85%
Hour								Day Avg	Avg	Avg Speed
0 - 1	10	11	7	14	16	21	33	11.6	27	35.3
1 - 2	2	3	3	5	7	6	15	4	10.5	37
2 - 3	3	5	5	1	1	4	6	3	5	31.66
3 - 4	4	7	4	5	3	3	2	4.6	2.5	24
4 - 5	2	0	0	3	1	4	0	1.2	2	31.67
5 - 6	18	17	19	15	20	9	11	17.8	10	34.66
6 - 7	44	39	54	49	42	12	7	45.6	9.5	36.34
7 - 8	145	142	135	149	111	24	16	136.4	20	33.44
8 - 9	166	154	159	161	120	78	42	152	60	33.08
9 - 10	126	100	91	115	102	108	76	106.8	92	33.38
10 - 11	95	87	89	104	98	134	92	94.6	113	32.32
11 - 12	141	90	96	97	104	139	150	105.6	144.5	32.7
12 - 13	229	119	99	113	110	132	137	134	134.5	32.92
13 - 14	212	121	109	134	135	132	115	142.2	123.5	32.56
14 - 15	255	124	114	125	128	144	121	149.2	132.5	32.52
15 - 16	335	180	181	176	174	114	100	209.2	107	32.56
16 - 17	373	222	198	201	208	130	127	240.4	128.5	32.46
17 - 18	443	235	202	226	205	121	85	262.2	103	33.04
18 - 19	306	179	207	196	135	91	83	204.6	87	33.56
19 - 20	216	134	157	129	108	53	55	148.8	54	34.52
20 - 21	146	92	100	92	65	56	55	99	55.5	34.84
21 - 22	106	52	58	74	58	49	50	69.6	49.5	33.96
22 - 23	71	44	47	51	36	43	44	49.8	43.5	35.7
23 - 24	30	25	19	44	38	31	14	31.2	22.5	33.92
Totals	3478	2182	2153	2279	2025	1638	1436			
% of Total	22.9%	14.36%	14.17%	15%	13.33%	10.78%	9.45%			

Incoming Monthly Counts
2025 August Westfield Road (anchor) from Mon-Jun-23-2025-11-00-AM to Wed-Aug-13-2025-09-59-AM

	Jul 2025									
	Monday	Tuesday	Wednesday	Thursday	Friday	Saturday	Sunday	Week	Weekend	Week Day 85%
Hour								Day Avg	Avg	Avg Speed
0 - 1	24	40	47	57	64	98	101	46.4	99.5	35.14
1 - 2	13	18	24	20	27	32	55	20.4	43.5	35.36
2 - 3	10	25	22	16	12	28	19	17	23.5	34.6
3 - 4	13	23	18	9	14	14	14	15.4	14	31
4 - 5	6	13	14	16	6	12	3	11	7.5	35.5
5 - 6	61	100	85	96	99	33	21	88.2	27	34.48
6 - 7	147	216	215	195	153	23	28	185.2	25.5	34.88
7 - 8	561	740	685	709	455	114	67	630	90.5	33.32
8 - 9	525	652	659	624	470	262	181	586	221.5	33.46
9 - 10	395	502	504	513	402	361	263	463.2	312	33.22
10 - 11	347	455	491	474	413	486	375	436	430.5	33.14
11 - 12	401	472	501	486	425	489	420	457	454.5	32.96
12 - 13	425	573	588	620	511	501	501	543.4	501	32.62
13 - 14	509	573	600	580	485	500	441	549.4	470.5	32.7
14 - 15	493	625	611	622	512	516	449	572.6	482.5	32.7
15 - 16	588	818	777	786	667	449	421	727.2	435	32.68
16 - 17	699	914	922	894	701	438	442	826	440	33.06
17 - 18	795	1019	1011	933	703	415	337	892.2	376	33.02
18 - 19	588	833	771	795	548	382	307	707	344.5	33.82
19 - 20	381	557	590	610	458	283	245	519.2	264	34.16
20 - 21	276	415	450	447	295	220	232	376.6	226	34.36
21 - 22	205	241	325	327	213	221	163	262.2	192	34.1
22 - 23	156	187	222	225	195	210	91	197	150.5	34.58
23 - 24	61	102	96	105	159	181	50	104.6	115.5	34.98
Totals	7679	10113	10228	10159	7987	6268	5226			
% of Total	13.32%	17.54%	17.74%	17.62%	13.85%	10.87%	9.06%			

Incoming Monthly Counts
2025 August Westfield Road (anchor) from Mon-Jun-23-2025-11-00-AM to Wed-Aug-13-2025-09-59-AM

	Aug 2025									
	Monday	Tuesday	Wednesday	Thursday	Friday	Saturday	Sunday	Week	Weekend	Week Day 85%
Hour								Day Avg	Avg	Avg Speed
0 - 1	8	6	0	0	10	22	21	4.8	21.5	34.73
1 - 2	1	7	0	0	6	13	8	2.8	10.5	35.83
2 - 3	3	4	0	0	2	6	1	1.8	3.5	38.33
3 - 4	4	4	0	0	4	3	1	2.4	2	30
4 - 5	3	2	0	0	2	4	1	1.4	2.5	31.67
5 - 6	17	22	0	0	18	6	9	11.4	7.5	33.9
6 - 7	28	36	0	0	33	7	10	19.4	8.5	35.4
7 - 8	145	133	0	0	103	28	13	76.2	20.5	32.87
8 - 9	86	100	0	0	92	43	23	55.6	33	33.63
9 - 10	87	35	0	0	94	96	63	43.2	79.5	33
10 - 11	101	0	0	0	105	93	64	41.2	78.5	33.05
11 - 12	91	0	0	0	107	113	102	39.6	107.5	33.4
12 - 13	116	0	0	0	146	92	127	52.4	109.5	32.75
13 - 14	110	0	0	0	112	103	95	44.4	99	32.15
14 - 15	139	0	0	0	118	94	78	51.4	86	33
15 - 16	133	0	0	0	156	119	103	57.8	111	33.3
16 - 17	129	0	0	0	126	122	97	51	109.5	32.85
17 - 18	156	0	0	0	158	100	61	62.8	80.5	34.15
18 - 19	123	0	0	0	144	89	79	53.4	84	33.6
19 - 20	92	0	0	0	94	68	43	37.2	55.5	33.2
20 - 21	73	0	0	0	59	60	55	26.4	57.5	34.65
21 - 22	39	0	0	0	47	40	23	17.2	31.5	34.9
22 - 23	31	0	0	0	34	49	22	13	35.5	34.7
23 - 24	14	0	0	0	35	22	16	9.8	19	34.6
Totals	1729	349	0	0	1805	1392	1115			
% of Total	27.06%	5.46%	0%	0%	28.25%	21.78%	17.45%			

Incoming Weekly Speeds
2025 August Westfield Road (anchor) from Mon-Jun-23-2025-11-00-AM to Wed-Aug-13-2025-09-59-AM

	23/06/2025	to	29/06/2025							
	Monday	Tuesday	Wednesday	Thursday	Friday	Saturday	Sunday	Week	Weekend	Week Day 85%
Hour	23/06/2025	24/06/2025	25/06/2025	26/06/2025	27/06/2025	28/06/2025	29/06/2025	Day Avg	Avg	Avg Speed
0 - 1	*	29.64	29.43	28.43	31.38	31.33	30.85	29.83	31.04	35.8
1 - 2	*	33.67	22	23.2	26.57	33.67	30.93	26.06	31.71	36.25
2 - 3	*	26.4	27	12	37	27	29.67	26.33	28.6	30.82
3 - 4	*	20.71	15	22.2	18.67	30.33	32	19.58	31	26.25
4 - 5	*	0	0	28.67	22	35.75	0	27	35.75	32.5
5 - 6	*	29.06	31.47	27.6	29.9	31.78	28.64	29.63	30.05	34.83
6 - 7	*	29.38	30.76	29.35	29.52	31	32.14	29.81	31.42	36.25
7 - 8	*	27.89	29.16	28.21	28.61	29.5	29.75	28.45	29.6	33.45
8 - 9	*	28.11	28.09	28.09	29.17	28.86	28.98	28.31	28.9	33.1
9 - 10	*	28.39	28.31	28.34	28.33	28.37	28.01	28.34	28.22	33.4
10 - 11	*	27.62	28.34	28.61	26.59	27.37	27.46	27.79	27.41	32.15
11 - 12	24.92	27.69	28.7	27.9	27.97	27.99	28.07	27.7	28.03	32.28
12 - 13	27.15	28.21	28.16	27.76	28.26	29.05	28.85	27.89	28.95	32.92
13 - 14	27.55	27.21	27.59	27.35	28.42	29.85	29.8	27.64	29.83	32.48
14 - 15	26.43	27.02	28.03	27.02	27.56	28.24	28.71	27.2	28.45	32.38
15 - 16	26.69	26.69	26.86	27.35	27.82	29.46	28.7	27.09	29.1	32.5
16 - 17	27.57	27.41	27.39	26.82	27.69	29.62	28.57	27.38	29.1	32.36
17 - 18	27.32	27.65	28.05	27.88	28.4	28.82	29.38	27.84	29.05	32.92
18 - 19	28.26	28.38	27.86	28.37	29.24	30.55	29.81	28.37	30.2	33.46
19 - 20	28.67	28.7	28.67	29.63	30.21	30.45	30.05	29.12	30.25	34.38
20 - 21	29.28	28.6	29.01	29.08	30.89	29.84	30.04	29.27	29.94	34.88
21 - 22	29.47	29.71	29.22	28.58	29.71	29.78	29.92	29.29	29.85	34
22 - 23	29.91	29.55	28.04	30.33	30.64	29.42	29.09	29.64	29.25	35.9
23 - 24	30.79	29.56	28.16	28.27	28.74	31.1	29.79	28.86	30.69	34
Totals	27.6	27.9	28.2	28	28.5	29.1	29			
% of Total	13.92%	14.07%	14.22%	14.12%	14.37%	14.67%	14.62%			

Incoming Weekly Speeds
2025 August Westfield Road (anchor) from Mon-Jun-23-2025-11-00-AM to Wed-Aug-13-2025-09-59-AM

	30/06/2025	to	06/07/2025							
	Monday	Tuesday	Wednesday	Thursday	Friday	Saturday	Sunday	Week	Weekend	Week Day 85%
Hour	30/06/2025	01/07/2025	02/07/2025	03/07/2025	04/07/2025	05/07/2025	06/07/2025	Day Avg	Avg	Avg Speed
0 - 1	29.6	35.14	26.73	31.57	29.74	28.69	31.17	30.18	29.75	35.66
1 - 2	34.5	27.33	24.29	22.14	25.67	33.6	33.91	25.43	33.76	36
2 - 3	23.67	23	32	32	29.5	33.83	32.14	26.4	32.92	36
3 - 4	13.5	24	28.67	29.5	23	31.33	30.67	22.84	31.11	30.5
4 - 5	27	27	28.67	32	27	30.2	27	29.27	29.67	33
5 - 6	28.44	26.74	27.25	27.36	27.66	29.33	28.2	27.5	28.93	33.42
6 - 7	30.2	29.31	30.97	31.02	30.7	29.89	33.62	30.45	31.65	36.4
7 - 8	28.33	27.96	28.4	29.25	28.52	28.58	31.8	28.49	29.47	33.36
8 - 9	28.4	28.14	27.73	28.61	29.04	29.11	28.28	28.38	28.74	33.58
9 - 10	28.21	28	28.2	27.22	27.44	28.55	28.09	27.81	28.35	33.36
10 - 11	27.06	27.13	27.81	28.61	27.99	27.49	28.84	27.74	28.12	32.82
11 - 12	27.57	26.71	27.33	27	26.56	28.21	28.67	27.02	28.42	32.1
12 - 13	27.76	27.85	27.12	26.48	27.66	28.32	28.41	27.36	28.36	32.34
13 - 14	28.36	27.33	27.45	27.91	28.5	28.98	28.39	27.88	28.68	32.6
14 - 15	26.72	27.61	28.19	26.72	27.24	28.36	28.95	27.31	28.64	32.94
15 - 16	28.2	27.74	27.63	26.7	27.17	28.86	29.12	27.49	28.98	32.34
16 - 17	28.58	27.79	27.98	27.65	27.78	28.23	28.25	27.93	28.24	33.18
17 - 18	28.4	28.44	27.9	27.57	27.67	29.26	29.25	28.01	29.26	33.1
18 - 19	29.04	28.78	28.76	27.93	29.42	29.07	29.62	28.77	29.33	33.84
19 - 20	30.88	29.54	28.62	28.74	29.7	29.44	30.15	29.4	29.77	34.6
20 - 21	28.94	28.48	29.02	29.05	29.07	29.22	28.8	28.91	29.03	34.02
21 - 22	29.51	28.75	29.86	28.75	28.54	28.54	29.98	29.05	29.13	33.9
22 - 23	30.5	28.77	28.34	29.59	29.43	28.31	30.28	29.36	28.95	34.18
23 - 24	29.81	31.5	30.94	28.35	28.22	28.81	28.94	29.45	28.84	34.66
Totals	28.4	28.1	28.1	27.9	28.2	28.7	29			
% of Total	14.31%	14.16%	14.16%	14.06%	14.21%	14.47%	14.62%			

Incoming Weekly Speeds
2025 August Westfield Road (anchor) from Mon-Jun-23-2025-11-00-AM to Wed-Aug-13-2025-09-59-AM

	07/07/2025	to	13/07/2025							
	Monday	Tuesday	Wednesday	Thursday	Friday	Saturday	Sunday	Week	Weekend	Week Day 85%
Hour	07/07/2025	08/07/2025	09/07/2025	10/07/2025	11/07/2025	12/07/2025	13/07/2025	Day Avg	Avg	Avg Speed
0 - 1	29.67	27.78	28.15	31	32.28	29.94	34.07	30.07	31.88	35.92
1 - 2	19.4	21.2	22.4	22	29.89	30.86	29.65	24.24	30	30
2 - 3	29.5	31	27	25.33	27	31.29	29.2	28.33	30.42	39
3 - 4	25.33	23.5	0	14.5	32	34	27.2	23.91	29.75	30
4 - 5	27	32	22	27	27	0	37	27	37	32
5 - 6	27.65	30.05	30.06	31.71	27.36	31	30.33	29.28	30.71	34.72
6 - 7	29.59	29.98	28.47	29.78	28.12	30	33.11	29.14	31.75	34.86
7 - 8	27.84	28.14	28.66	29.06	28.85	29.22	29	28.5	29.17	33.22
8 - 9	28.58	28.79	27.78	28.06	27.61	29.68	27.76	28.16	28.92	32.96
9 - 10	27.22	27.11	27.64	28.76	28.03	28.05	28.47	27.76	28.21	32.82
10 - 11	29.09	27.67	28.55	28.35	28.29	27.55	28.15	28.37	27.81	33.42
11 - 12	27.78	27.48	28.25	27.95	28.57	27.68	28.74	27.98	28.17	33.18
12 - 13	27.86	26.7	26.68	27.86	28.39	28.63	28.39	27.52	28.52	32.36
13 - 14	28.11	28.02	27.99	28.33	28.06	29.99	29.84	28.11	29.93	33.02
14 - 15	26.72	27.41	27.36	27.13	28.72	29.33	28.27	27.48	28.83	32.88
15 - 16	27.7	27.35	27.49	27.75	28	28.39	29.12	27.67	28.76	32.84
16 - 17	28.1	27.55	26.83	28.8	28.03	29.65	29.2	27.85	29.41	33.22
17 - 18	27.32	28.28	27.45	28.77	28.45	29.73	31.78	28.01	30.72	33.1
18 - 19	28.84	29.06	29.71	28.57	29.81	29.28	30.13	29.16	29.69	34.1
19 - 20	28.89	28.8	30.43	29.82	30.26	29.34	29.98	29.63	29.63	34.32
20 - 21	30.16	29.58	29.72	29.3	30.21	29.57	30.62	29.76	30.13	34.94
21 - 22	29.42	29.88	30.3	29.4	29.19	30.65	29.32	29.64	30.07	34.68
22 - 23	30.27	28.76	29.57	29.46	28.14	29.84	27.7	29.13	29.12	34.8
23 - 24	29.13	29.82	28.89	30.38	29.41	28.26	32.92	29.55	29.45	34.92
Totals	28.1	28.2	28.2	28.6	28.6	29	29.3			
% of Total	14.05%	14.1%	14.1%	14.3%	14.3%	14.5%	14.65%			

Incoming Weekly Speeds
2025 August Westfield Road (anchor) from Mon-Jun-23-2025-11-00-AM to Wed-Aug-13-2025-09-59-AM

	14/07/2025	to	20/07/2025							
	Monday	Tuesday	Wednesday	Thursday	Friday	Saturday	Sunday	Week	Weekend	Week Day 85%
Hour	14/07/2025	15/07/2025	16/07/2025	17/07/2025	18/07/2025	19/07/2025	20/07/2025	Day Avg	Avg	Avg Speed
0 - 1	29.75	28.57	26.29	28.5	26.87	29.63	31.58	27.94	30.76	35.26
1 - 2	25.75	23.25	27.78	27	25.88	32.22	31.62	26.15	31.84	32.5
2 - 3	17	25.33	28.5	22	32	29.67	32	25.64	30.6	30
3 - 4	22.25	17	20.2	17	27	32	27	20.94	30.33	28.5
4 - 5	29.5	40.33	32	23.25	0	25.75	47	30.5	30	37.5
5 - 6	28.5	27	30.24	28.29	28.48	30.67	35.2	28.46	32.29	34.46
6 - 7	29.22	29.57	30.1	28.85	27.79	27.33	33.2	29.12	31	34.68
7 - 8	27.73	29.15	27.87	28.53	28.99	29.94	29.92	28.43	29.93	33.5
8 - 9	28.4	28.67	29.33	28.12	29.11	28.6	28.6	28.69	28.6	33.74
9 - 10	28.38	27.76	28.16	28.63	29.14	29.04	28.74	28.42	28.9	33.32
10 - 11	28.29	27.58	27.65	28.08	28.56	26.96	28.31	28.03	27.54	32.92
11 - 12	27.5	28	27.68	28.09	29.16	27.75	29.23	28.13	28.43	33.1
12 - 13	28.86	27.07	28.17	27.61	27.49	29.34	28.03	27.78	28.56	32.98
13 - 14	27.58	27.85	27.15	27.45	28.8	28.58	29.35	27.77	28.97	32.9
14 - 15	27.82	27.28	27.45	27.43	27.18	28.47	28.71	27.43	28.58	32.72
15 - 16	27.92	27.04	26.48	27.87	27.19	28.71	28.72	27.27	28.71	32.72
16 - 17	27.57	28.44	27.53	27.1	27.73	28.86	28.18	27.65	28.53	33
17 - 18	28.07	27.74	28.08	28.36	28.01	27.97	29.57	28.05	28.73	33.02
18 - 19	28.36	28.62	28.08	29.29	30.04	28.62	29.42	28.85	28.93	33.82
19 - 20	29.35	29.38	28.26	28.47	28.69	29.2	28.45	28.76	28.83	33.78
20 - 21	29	30.23	29.65	29.48	28.92	29.08	29.7	29.47	29.39	34.56
21 - 22	28.51	29.9	28.11	28.51	28.31	28	28.12	28.6	28.05	34.42
22 - 23	27.92	27.94	29.23	29.71	30.71	28.19	31.3	29.14	29.07	34.98
23 - 24	28.27	28	29.3	29.58	28.84	28.81	29.7	28.85	28.94	33.8
Totals	28.1	28.2	28	28.2	28.4	28.5	29			
% of Total	14.16%	14.21%	14.11%	14.21%	14.31%	14.36%	14.62%			

Incoming Weekly Speeds
2025 August Westfield Road (anchor) from Mon-Jun-23-2025-11-00-AM to Wed-Aug-13-2025-09-59-AM

	21/07/2025	to	27/07/2025							
	Monday	Tuesday	Wednesday	Thursday	Friday	Saturday	Sunday	Week	Weekend	Week Day 85%
Hour	21/07/2025	22/07/2025	23/07/2025	24/07/2025	25/07/2025	26/07/2025	27/07/2025	Day Avg	Avg	Avg Speed
0 - 1	29.5	27	28.71	26.38	30.25	30.57	30.97	28.11	30.8	33
1 - 2	27	27	19.5	24.2	27.25	28.83	32.27	24.85	31.06	30
2 - 3	22	26.29	22.2	28	22.17	26.22	30.33	24.3	27.25	31.66
3 - 4	24.5	20.86	20.75	15.33	23.25	27	26.2	21.18	26.5	27.5
4 - 5	17	29	26.33	32	24.5	22	0	27.35	22	33
5 - 6	28.38	28.65	28	29.38	30.62	27	34.2	29.19	30	35.04
6 - 7	28.9	28.88	29.55	29.44	30.32	32	31.5	29.4	31.7	34.68
7 - 8	27.69	28.47	28.14	28.5	28.66	28.77	29.86	28.29	29.26	32.94
8 - 9	27.62	28.82	29.1	28.09	29.46	29.46	30.37	28.54	29.87	33.32
9 - 10	27.82	28.07	28.14	28	29.19	28.35	30.32	28.21	29.16	33.18
10 - 11	28.58	28.35	27.83	28.88	28.53	28.91	29.81	28.45	29.29	33.26
11 - 12	28.26	27.64	28.61	28.77	27.57	27.67	29.11	28.16	28.34	33.2
12 - 13	28.27	27.67	27.29	27.24	28.17	28.81	28.01	27.73	28.42	32.68
13 - 14	27.23	27.89	28.27	27.98	27.67	28.26	28.91	27.8	28.57	32.22
14 - 15	27.15	27.3	27.92	27.8	27.91	27.87	29.24	27.63	28.47	32.42
15 - 16	27.57	27.16	27.84	26.84	27.79	29.47	27.74	27.41	28.67	32.54
16 - 17	28.15	27.8	27.55	27.57	28.12	28.81	28.87	27.85	28.84	32.82
17 - 18	28.17	27.21	28.17	27.66	28.45	29.07	30.36	27.89	29.59	32.84
18 - 19	28.67	29.28	28.63	28.33	28.66	28.98	29.78	28.72	29.33	33.88
19 - 20	29.07	28.44	29.28	29.3	29.62	28.37	29.4	29.14	28.82	34.2
20 - 21	29.87	29.08	28.56	30.01	28.3	28.82	28.39	29.16	28.58	34.02
21 - 22	28.72	31.09	27.72	28.26	28.44	28.84	30.4	28.6	29.48	34.18
22 - 23	30.17	29.76	29.63	30.04	29.62	28.22	30.8	29.85	28.91	35.52
23 - 24	28.17	30.62	29.15	32.17	30.03	28.15	29.09	30.3	28.39	36.16
Totals	28.1	28.1	28.2	28.2	28.5	28.6	29.3			
% of Total	14.12%	14.12%	14.17%	14.17%	14.32%	14.37%	14.72%			

Incoming Weekly Speeds
2025 August Westfield Road (anchor) from Mon-Jun-23-2025-11-00-AM to Wed-Aug-13-2025-09-59-AM

	28/07/2025	to	03/08/2025							
	Monday	Tuesday	Wednesday	Thursday	Friday	Saturday	Sunday	Week	Weekend	Week Day 85%
Hour	28/07/2025	29/07/2025	30/07/2025	31/07/2025	01/08/2025	02/08/2025	03/08/2025	Day Avg	Avg	Avg Speed
0 - 1	28.83	27.62	27.11	36.2	29.2	34.27	29.29	29.05	31.84	36.16
1 - 2	35.67	32	17	25.33	28.67	31.54	34.12	28.44	32.52	34
2 - 3	23.67	24.5	24	29.5	39.5	26.33	32	26.26	27.14	36
3 - 4	17.5	20.33	26.5	27	24.5	22.33	32	23.75	24.75	28
4 - 5	29.5	28.67	25.67	20.33	24.5	29.5	27	25.54	29	32
5 - 6	28.2	30.55	26.65	27	29.06	26.33	28.78	28.41	27.8	34.16
6 - 7	27.62	29.81	29.1	29.36	29.24	30.71	27.3	29.08	28.71	34.86
7 - 8	29.7	27.8	28.58	27.96	27.99	28.93	29.31	28.43	29.05	33.12
8 - 9	28.28	28.13	28.97	28.75	29.71	30.05	28.22	28.77	29.41	33.66
9 - 10	27.21	27.85	28.18	29.11	27.01	28.3	28.46	27.84	28.36	32.88
10 - 11	28.17	27.07	28.07	28.6	27.56	28.83	28.12	27.91	28.54	33
11 - 12	28.28	26.04	28.1	28.68	28.53	28.38	28.29	28	28.34	32.86
12 - 13	27.8	27.07	27.29	28.15	27.68	29.11	28.91	27.62	29	32.4
13 - 14	27.39	27.89	28.21	27.58	27.81	28.6	28.94	27.76	28.76	32.36
14 - 15	27.15	27.32	26.63	26.87	27.61	28.97	29.4	27.12	29.16	32.26
15 - 16	26.73	27.61	27.83	27.37	28.07	28.76	29.63	27.55	29.17	32.86
16 - 17	26.74	28.15	27.83	28.21	28.63	29.21	28.36	27.88	28.84	32.96
17 - 18	27.82	27.85	27.81	27.84	28.7	29.1	28.98	27.99	29.06	33.06
18 - 19	28.42	28.43	28.36	28.1	28.48	29.62	29.44	28.36	29.54	33.38
19 - 20	28.93	29.27	28.99	28.7	29.21	30.16	29.65	29.02	29.96	34.04
20 - 21	29.26	28.65	28.19	28.72	29.37	29.27	29.42	28.78	29.34	33.98
21 - 22	29.28	29.69	28.67	28.84	29.72	29.75	29.74	29.16	29.75	34
22 - 23	28.78	30.35	28.88	29.54	28.68	28.9	27.73	29.21	28.54	34.64
23 - 24	30.67	31.29	30.17	28.73	27.37	31.27	30.94	29.28	31.13	36.24
Totals	28	28	28.1	28.2	28.3	29.1	29			
% of Total	14.09%	14.09%	14.14%	14.19%	14.24%	14.65%	14.59%			

Incoming Weekly Speeds
2025 August Westfield Road (anchor) from Mon-Jun-23-2025-11-00-AM to Wed-Aug-13-2025-09-59-AM

	04/08/2025	to	10/08/2025							
	Monday	Tuesday	Wednesday	Thursday	Friday	Saturday	Sunday	Week	Weekend	Week Day 85%
Hour	04/08/2025	05/08/2025	06/08/2025	07/08/2025	08/08/2025	09/08/2025	10/08/2025	Day Avg	Avg	Avg Speed
0 - 1	27.75	26.17	0	0	0	0	0	27.07	0	33.75
1 - 2	32	28.43	0	0	0	0	0	28.88	0	36.25
2 - 3	18.67	29.5	0	0	0	0	0	24.86	0	35
3 - 4	19.5	29.5	0	0	0	0	0	24.5	0	30
4 - 5	25.33	17	0	0	0	0	0	22	0	32.5
5 - 6	27.29	28	0	0	0	0	0	27.69	0	33.35
6 - 7	27.93	30.44	0	0	0	0	0	29.34	0	35.6
7 - 8	28.26	28.12	0	0	0	0	0	28.19	0	33.05
8 - 9	28.48	28.16	0	0	0	0	0	28.31	0	33.15
9 - 10	28.43	28.31	0	0	0	0	0	28.39	0	33.4
10 - 11	28.54	0	0	0	0	0	0	28.54	0	33
11 - 12	27.77	0	0	0	0	0	0	27.77	0	33.5
12 - 13	27.11	0	0	0	0	0	0	27.11	0	32.8
13 - 14	27.76	0	0	0	0	0	0	27.76	0	32.6
14 - 15	27.31	0	0	0	0	0	0	27.31	0	32.8
15 - 16	27.8	0	0	0	0	0	0	27.8	0	33.2
16 - 17	27.23	0	0	0	0	0	0	27.23	0	31.8
17 - 18	28.85	0	0	0	0	0	0	28.85	0	34.1
18 - 19	28.39	0	0	0	0	0	0	28.39	0	33.7
19 - 20	27.53	0	0	0	0	0	0	27.53	0	32.5
20 - 21	29.33	0	0	0	0	0	0	29.33	0	35.5
21 - 22	29.15	0	0	0	0	0	0	29.15	0	35.7
22 - 23	30.06	0	0	0	0	0	0	30.06	0	34.4
23 - 24	27.57	0	0	0	0	0	0	27.57	0	36.7
Totals	28	28.3	0	0	0	0	0			
% of Total	49.73%	50.27%	0%	0%	0%	0%	0%			

Incoming Weekly Speeds
2025 August Westfield Road (anchor) from Mon-Jun-23-2025-11-00-AM to Wed-Aug-13-2025-09-59-AM

	11/08/2025	to	17/08/2025							
	Monday	Tuesday	Wednesday	Thursday	Friday	Saturday	Sunday	Week	Weekend	Week Day 85%
Hour	11/08/2025	12/08/2025	13/08/2025	14/08/2025	15/08/2025	16/08/2025	17/08/2025	Day Avg	Avg	Avg Speed
0 - 1	0	0	0	*	*	*	*	*	*	0
1 - 2	0	0	0	*	*	*	*	*	*	0
2 - 3	0	0	0	*	*	*	*	*	*	0
3 - 4	0	0	0	*	*	*	*	*	*	0
4 - 5	0	0	0	*	*	*	*	*	*	0
5 - 6	0	0	0	*	*	*	*	*	*	0
6 - 7	0	0	0	*	*	*	*	*	*	0
7 - 8	0	0	0	*	*	*	*	*	*	0
8 - 9	0	0	0	*	*	*	*	*	*	0
9 - 10	0	0	0	*	*	*	*	*	*	0
10 - 11	0	0	*	*	*	*	*	*	*	0
11 - 12	0	0	*	*	*	*	*	*	*	0
12 - 13	0	0	*	*	*	*	*	*	*	0
13 - 14	0	0	*	*	*	*	*	*	*	0
14 - 15	0	0	*	*	*	*	*	*	*	0
15 - 16	0	0	*	*	*	*	*	*	*	0
16 - 17	0	0	*	*	*	*	*	*	*	0
17 - 18	0	0	*	*	*	*	*	*	*	0
18 - 19	0	0	*	*	*	*	*	*	*	0
19 - 20	0	0	*	*	*	*	*	*	*	0
20 - 21	0	0	*	*	*	*	*	*	*	0
21 - 22	0	0	*	*	*	*	*	*	*	0
22 - 23	0	0	*	*	*	*	*	*	*	0
23 - 24	0	0	*	*	*	*	*	*	*	0
Totals	0	0	0	0	0	0	0			
% of Total	0%	0%	0%	0%	0%	0%	0%			

Incoming Monthly Speeds
2025 August Westfield Road (anchor) from Mon-Jun-23-2025-11-00-AM to Wed-Aug-13-2025-09-59-AM

	Jun 2025									
	Monday	Tuesday	Wednesday	Thursday	Friday	Saturday	Sunday	Week	Weekend	Week Day 85%
Hour								Day Avg	Avg	Avg Speed
0 - 1	29.6	29.64	29.43	28.43	31.38	31.33	30.85	29.79	31.04	35.3
1 - 2	34.5	33.67	22	23.2	26.57	33.67	30.93	26.9	31.71	37
2 - 3	23.67	26.4	27	12	37	27	29.67	25.8	28.6	31.66
3 - 4	13.5	20.71	15	22.2	18.67	30.33	32	18.52	31	24
4 - 5	27	0	0	28.67	22	35.75	0	27	35.75	31.67
5 - 6	28.44	29.06	31.47	27.6	29.9	31.78	28.64	29.39	30.05	34.66
6 - 7	30.2	29.38	30.76	29.35	29.52	31	32.14	29.89	31.42	36.34
7 - 8	28.33	27.89	29.16	28.21	28.61	29.5	29.75	28.42	29.6	33.44
8 - 9	28.4	28.11	28.09	28.09	29.17	28.86	28.98	28.33	28.9	33.08
9 - 10	28.21	28.39	28.31	28.34	28.33	28.37	28.01	28.31	28.22	33.38
10 - 11	27.06	27.62	28.34	28.61	26.59	27.37	27.46	27.65	27.41	32.32
11 - 12	26.61	27.69	28.7	27.9	27.97	27.99	28.07	27.68	28.03	32.7
12 - 13	27.43	28.21	28.16	27.76	28.26	29.05	28.85	27.87	28.95	32.92
13 - 14	27.9	27.21	27.59	27.35	28.42	29.85	29.8	27.73	29.83	32.56
14 - 15	26.58	27.02	28.03	27.02	27.56	28.24	28.71	27.11	28.45	32.52
15 - 16	27.48	26.69	26.86	27.35	27.82	29.46	28.7	27.27	29.1	32.56
16 - 17	27.98	27.41	27.39	26.82	27.69	29.62	28.57	27.53	29.1	32.46
17 - 18	27.85	27.65	28.05	27.88	28.4	28.82	29.38	27.94	29.05	33.04
18 - 19	28.65	28.38	27.86	28.37	29.24	30.55	29.81	28.47	30.2	33.56
19 - 20	29.62	28.7	28.67	29.63	30.21	30.45	30.05	29.34	30.25	34.52
20 - 21	29.12	28.6	29.01	29.08	30.89	29.84	30.04	29.23	29.94	34.84
21 - 22	29.49	29.71	29.22	28.58	29.71	29.78	29.92	29.32	29.85	33.96
22 - 23	30.23	29.55	28.04	30.33	30.64	29.42	29.09	29.78	29.25	35.7
23 - 24	30.27	29.56	28.16	28.27	28.74	31.1	29.79	28.96	30.69	33.92
Totals	28.1	27.9	28.2	28	28.5	29.1	29			
% of Total	14.13%	14.03%	14.19%	14.08%	14.34%	14.64%	14.59%			

Incoming Monthly Speeds
2025 August Westfield Road (anchor) from Mon-Jun-23-2025-11-00-AM to Wed-Aug-13-2025-09-59-AM

	Jul 2025									
	Monday	Tuesday	Wednesday	Thursday	Friday	Saturday	Sunday	Week	Weekend	Week Day 85%
Hour								Day Avg	Avg	Avg Speed
0 - 1	29.46	29.08	27.43	29.84	29.84	29.53	31.64	29.18	30.6	35.14
1 - 2	25.69	25.22	24.5	23.85	27.37	31.72	31.6	25.41	31.64	35.36
2 - 3	23.5	26.04	25.55	26.69	25.83	29.86	31.05	25.71	30.34	34.6
3 - 4	22.92	21.26	23.83	19.78	25.21	31.07	27.57	22.69	29.32	31
4 - 5	27	31.62	26.79	27	26.17	26.67	37	27.95	28.73	35.5
5 - 6	28.16	28.62	28.44	28.72	28.48	29.61	31.9	28.51	30.5	34.48
6 - 7	28.87	29.5	29.57	29.73	29.18	29.96	32.93	29.41	31.59	34.88
7 - 8	28.19	28.35	28.33	28.67	28.75	29.01	30.06	28.45	29.4	33.32
8 - 9	28.21	28.52	28.54	28.3	28.69	29.2	28.64	28.45	28.97	33.46
9 - 10	27.67	27.75	28.06	28.3	28.4	28.45	28.88	28.04	28.63	33.22
10 - 11	28.53	27.59	28	28.49	28.34	27.73	28.74	28.17	28.17	33.14
11 - 12	27.94	27.21	27.96	28.07	27.96	27.81	28.94	27.83	28.33	32.96
12 - 13	28.18	27.28	27.29	27.48	27.91	28.72	28.21	27.59	28.46	32.62
13 - 14	27.57	27.77	27.81	27.87	28.26	29.05	29.1	27.85	29.07	32.7
14 - 15	27.22	27.38	27.56	27.19	27.75	28.49	28.79	27.42	28.63	32.7
15 - 16	27.54	27.37	27.38	27.32	27.51	28.84	28.72	27.41	28.79	32.68
16 - 17	27.67	27.93	27.52	27.87	27.91	28.85	28.64	27.78	28.74	33.06
17 - 18	27.83	27.91	27.87	28.05	28.12	28.93	30.14	27.95	29.47	33.02
18 - 19	28.59	28.82	28.73	28.48	29.49	28.98	29.76	28.79	29.33	33.82
19 - 20	29.06	29.07	29.08	28.98	29.55	29.12	29.48	29.13	29.28	34.16
20 - 21	29.61	29.2	29.04	29.3	29.16	29.19	29.39	29.24	29.29	34.36
21 - 22	28.99	29.74	28.8	28.74	28.64	29.02	29.4	28.96	29.18	34.1
22 - 23	29.11	29.14	29.16	29.67	29.4	28.58	30	29.31	29.01	34.58
23 - 24	28.93	30.51	29.72	29.9	28.95	28.57	30.16	29.58	28.92	34.98
Totals	28.1	28.1	28.1	28.2	28.4	28.7	29.1			
% of Total	14.14%	14.14%	14.14%	14.19%	14.29%	14.44%	14.65%			

Incoming Monthly Speeds
2025 August Westfield Road (anchor) from Mon-Jun-23-2025-11-00-AM to Wed-Aug-13-2025-09-59-AM

	Aug 2025									
	Monday	Tuesday	Wednesday	Thursday	Friday	Saturday	Sunday	Week	Weekend	Week Day 85%
Hour								Day Avg	Avg	Avg Speed
0 - 1	27.75	26.17	0	0	29.2	34.27	29.29	27.96	31.84	34.73
1 - 2	32	28.43	0	0	28.67	31.54	34.12	28.79	32.52	35.83
2 - 3	18.67	29.5	0	0	39.5	26.33	32	28.11	27.14	38.33
3 - 4	19.5	29.5	0	0	24.5	22.33	32	24.5	24.75	30
4 - 5	25.33	17	0	0	24.5	29.5	27	22.71	29	31.67
5 - 6	27.29	28	0	0	29.06	26.33	28.78	28.12	27.8	33.9
6 - 7	27.93	30.44	0	0	29.24	30.71	27.3	29.31	28.71	35.4
7 - 8	28.26	28.12	0	0	27.99	28.93	29.31	28.14	29.05	32.87
8 - 9	28.48	28.16	0	0	29.71	30.05	28.22	28.77	29.41	33.63
9 - 10	28.43	28.31	0	0	27.01	28.3	28.46	27.79	28.36	33
10 - 11	28.54	0	0	0	27.56	28.83	28.12	28.04	28.54	33.05
11 - 12	27.77	0	0	0	28.53	28.38	28.29	28.18	28.34	33.4
12 - 13	27.11	0	0	0	27.68	29.11	28.91	27.43	29	32.75
13 - 14	27.76	0	0	0	27.81	28.6	28.94	27.79	28.76	32.15
14 - 15	27.31	0	0	0	27.61	28.97	29.4	27.45	29.16	33
15 - 16	27.8	0	0	0	28.07	28.76	29.63	27.95	29.17	33.3
16 - 17	27.23	0	0	0	28.63	29.21	28.36	27.93	28.84	32.85
17 - 18	28.85	0	0	0	28.7	29.1	28.98	28.77	29.06	34.15
18 - 19	28.39	0	0	0	28.48	29.62	29.44	28.44	29.54	33.6
19 - 20	27.53	0	0	0	29.21	30.16	29.65	28.38	29.96	33.2
20 - 21	29.33	0	0	0	29.37	29.27	29.42	29.35	29.34	34.65
21 - 22	29.15	0	0	0	29.72	29.75	29.74	29.47	29.75	34.9
22 - 23	30.06	0	0	0	28.68	28.9	27.73	29.34	28.54	34.7
23 - 24	27.57	0	0	0	27.37	31.27	30.94	27.43	31.13	34.6
Totals	28	28.3	0	0	28.3	29.1	29			
% of Total	19.62%	19.83%	0%	0%	19.83%	20.39%	20.32%			

Incoming Weekly EightyFifthSpeeds
2025 August Westfield Road (anchor)

from Mon-Jun-23-2025-11-00-AM to Wed-Aug-13-2025-09-59-AM

	23/06/2025	to	29/06/2025							
	Monday	Tuesday	Wednesday	Thursday	Friday	Saturday	Sunday	Week	Weekend	Week Day 85%
Hour	23/06/2025	24/06/2025	25/06/2025	26/06/2025	27/06/2025	28/06/2025	29/06/2025	Day Avg	Avg	Avg Speed
0 - 1	*	34	37.5	35	36.7	39	35	35.8	37	35.8
1 - 2	*	45	40	30	30	38.8	37.5	36.25	38.15	36.25
2 - 3	*	33.3	35	15	40	30	35	30.82	32.5	30.82
3 - 4	*	27.5	17.5	30	30	40	40	26.25	40	26.25
4 - 5	*	0	0	40	25	40	0	32.5	40	32.5
5 - 6	*	35	36.7	33.8	33.8	38.3	35	34.83	36.65	34.83
6 - 7	*	37	38.8	35	34.2	40	38.3	36.25	39.15	36.25
7 - 8	*	33	33.8	33.4	33.6	33.1	36.7	33.45	34.9	33.45
8 - 9	*	32.7	32.8	32.9	34	34.5	34.6	33.1	34.55	33.1
9 - 10	*	33.2	33.5	33.8	33.1	33.1	33.4	33.4	33.25	33.4
10 - 11	*	31.4	33	33.8	30.4	33.1	32.9	32.15	33	32.15
11 - 12	29.8	33	33.4	32.8	32.4	33	33.2	32.28	33.1	32.28
12 - 13	32.4	33.4	32.6	32.8	33.4	34	33.6	32.92	33.8	32.92
13 - 14	32	31.9	32.6	33.1	32.8	34.6	35	32.48	34.8	32.48
14 - 15	30.8	32.2	33.3	32.2	33.4	33.2	33.8	32.38	33.5	32.38
15 - 16	32.6	31.8	31.6	32.9	33.6	34.5	34.4	32.5	34.45	32.5
16 - 17	32.7	31.8	32.7	32.1	32.5	34.6	33.4	32.36	34	32.36
17 - 18	32.4	32.6	32.9	33.1	33.6	34.3	33.9	32.92	34.1	32.92
18 - 19	33.2	32.8	33.1	33.7	34.5	35.9	35	33.46	35.45	33.46
19 - 20	33.8	33.8	33.9	34.2	36.2	34.3	37.1	34.38	35.7	34.38
20 - 21	34	35.4	34	33.5	37.5	34.7	36.1	34.88	35.4	34.88
21 - 22	34.1	34.1	34.1	33.5	34.2	34.1	34.2	34	34.15	34
22 - 23	36	34.5	33.6	37.1	38.3	34.1	33.3	35.9	33.7	35.9
23 - 24	35	36.7	31.7	33.8	32.8	34.7	35	34	34.85	34
Totals	428.8	776.1	768.1	787.5	806	845.9	806.4			
% of Total	8.22%	14.87%	14.72%	15.09%	15.44%	16.21%	15.45%			

Incoming Weekly EightyFifthSpeeds
2025 August Westfield Road (anchor) from Mon-Jun-23-2025-11-00-AM to Wed-Aug-13-2025-09-59-AM

	30/06/2025	to	06/07/2025							
	Monday	Tuesday	Wednesday	Thursday	Friday	Saturday	Sunday	Week	Weekend	Week Day 85%
Hour	30/06/2025	01/07/2025	02/07/2025	03/07/2025	04/07/2025	05/07/2025	06/07/2025	Day Avg	Avg	Avg Speed
0 - 1	33.3	40	33.3	36.7	35	33.8	37.5	35.66	35.65	35.66
1 - 2	40	40	35	30	35	38.8	40	36	39.4	36
2 - 3	35	30	35	40	40	45	40	36	42.5	36
3 - 4	15	30	40	35	32.5	40	40	30.5	40	30.5
4 - 5	30	30	40	35	30	37.5	30	33	33.75	33
5 - 6	34	33	32.5	33.8	33.8	40	30	33.42	35	33.42
6 - 7	36.7	34.1	36.7	38.1	36.4	37.5	40	36.4	38.75	36.4
7 - 8	33.4	32.5	33.4	33.9	33.6	33.9	37.5	33.36	35.7	33.36
8 - 9	33	33.6	32.9	33.9	34.5	33.2	33.2	33.58	33.2	33.58
9 - 10	33.3	33.6	33.8	32.8	33.3	33.1	34.3	33.36	33.7	33.36
10 - 11	33	32	32.8	33.5	32.8	32.1	33.9	32.82	33	32.82
11 - 12	32.6	31.6	32.4	32	31.9	33.2	34.6	32.1	33.9	32.1
12 - 13	32.5	32.9	31.4	31.6	33.3	33	33	32.34	33	32.34
13 - 14	32.8	32.3	32.3	32.6	33	34.4	33.7	32.6	34.05	32.6
14 - 15	32	32.9	33.4	33.1	33.3	33.4	33.8	32.94	33.6	32.94
15 - 16	33.1	32.9	32.9	31.3	31.5	33.8	33.9	32.34	33.85	32.34
16 - 17	33.7	33.2	32.8	33.1	33.1	33.5	33	33.18	33.25	33.18
17 - 18	33.4	33.4	33.1	32.6	33	34.5	35.4	33.1	34.95	33.1
18 - 19	34.1	34.3	33.5	33.4	33.9	34	34.4	33.84	34.2	33.84
19 - 20	35.9	34.2	34.3	34	34.6	34	35.8	34.6	34.9	34.6
20 - 21	33.4	34.6	33.8	34.3	34	34	34.6	34.02	34.3	34.02
21 - 22	33.8	33.7	35.7	33.2	33.1	33.1	36.4	33.9	34.75	33.9
22 - 23	34.7	33.8	33.6	34.6	34.2	32.7	36.2	34.18	34.45	34.18
23 - 24	34.3	38	35	33.3	32.7	34.1	38.3	34.66	36.2	34.66
Totals	793	806.6	819.6	811.8	808.5	842.6	849.5			
% of Total	13.84%	14.07%	14.3%	14.16%	14.11%	14.7%	14.82%			

Incoming Weekly EightyFifthSpeeds
2025 August Westfield Road (anchor)

from Mon-Jun-23-2025-11-00-AM to Wed-Aug-13-2025-09-59-AM

	07/07/2025	to	13/07/2025							
	Monday	Tuesday	Wednesday	Thursday	Friday	Saturday	Sunday	Week	Weekend	Week Day 85%
Hour	07/07/2025	08/07/2025	09/07/2025	10/07/2025	11/07/2025	12/07/2025	13/07/2025	Day Avg	Avg	Avg Speed
0 - 1	33.8	35	32.5	40	38.3	34.2	39	35.92	36.6	35.92
1 - 2	27.5	30	30	25	37.5	37.5	35	30	36.25	30
2 - 3	35	35	40	40	45	40	33.3	39	36.65	39
3 - 4	30	30	0	20	40	40	30	30	35	30
4 - 5	30	35	25	35	35	0	40	32	40	32
5 - 6	31.2	35	34.4	38	35	35	40	34.72	37.5	34.72
6 - 7	34.2	36.7	35	34.2	34.2	38.3	45	34.86	41.65	34.86
7 - 8	32.3	32.8	33.5	33.7	33.8	33.9	35	33.22	34.45	33.22
8 - 9	33.1	33.7	32.4	33.1	32.5	35.5	33.6	32.96	34.55	32.96
9 - 10	32.6	32.2	32.5	33.5	33.3	33.5	33.8	32.82	33.65	32.82
10 - 11	33.4	33.2	33.5	33.7	33.3	32.5	33.3	33.42	32.9	33.42
11 - 12	32.8	32.4	33.3	32.9	34.5	32.6	33.6	33.18	33.1	33.18
12 - 13	32.9	32.1	30.8	32.6	33.4	33.9	33.7	32.36	33.8	32.36
13 - 14	33.4	33	32.8	33.3	32.6	35	34.2	33.02	34.6	33.02
14 - 15	32.2	32.7	32.9	32.3	34.3	34.3	33.8	32.88	34.05	32.88
15 - 16	32.9	32.4	32.5	33.3	33.1	33.9	33.5	32.84	33.7	32.84
16 - 17	33.3	32.8	32.3	34	33.7	34.2	34	33.22	34.1	33.22
17 - 18	32.2	33.6	31.9	33.8	34	34.2	37.3	33.1	35.75	33.1
18 - 19	33.6	33.9	34.2	33.9	34.9	34.1	35.4	34.1	34.75	34.1
19 - 20	33.9	33.6	35	34.6	34.5	34.5	35	34.32	34.75	34.32
20 - 21	35	34.7	34.6	34.5	35.9	35.6	34.8	34.94	35.2	34.94
21 - 22	34.5	34.2	36.4	34	34.3	35.6	34.3	34.68	34.95	34.68
22 - 23	34.2	36	35.7	34.1	34	35	33.3	34.8	34.15	34.8
23 - 24	35	34	35	34.4	36.2	34.5	38.8	34.92	36.65	34.92
Totals	789	804	766.2	803.9	843.3	807.8	849.7			
% of Total	13.93%	14.2%	13.53%	14.19%	14.89%	14.26%	15%			

Incoming Weekly EightyFifthSpeeds
2025 August Westfield Road (anchor) from Mon-Jun-23-2025-11-00-AM to Wed-Aug-13-2025-09-59-AM

	14/07/2025	to	20/07/2025							
	Monday	Tuesday	Wednesday	Thursday	Friday	Saturday	Sunday	Week	Weekend	Week Day 85%
Hour	14/07/2025	15/07/2025	16/07/2025	17/07/2025	18/07/2025	19/07/2025	20/07/2025	Day Avg	Avg	Avg Speed
0 - 1	35	35	35	37.5	33.8	34	38.3	35.26	36.15	35.26
1 - 2	37.5	30	35	30	30	37.5	38.3	32.5	37.9	32.5
2 - 3	20	35	30	30	35	33.8	37.5	30	35.65	30
3 - 4	30	22.5	30	20	40	35	30	28.5	32.5	28.5
4 - 5	40	50	35	25	0	32.5	50	37.5	41.25	37.5
5 - 6	35	35	34.2	33.1	35	37.5	40	34.46	38.75	34.46
6 - 7	36.9	34	35	34.3	33.2	30	35	34.68	32.5	34.68
7 - 8	33.1	34	32.9	33.8	33.7	36.2	34.2	33.5	35.2	33.5
8 - 9	33.2	33.8	34.1	33.6	34	33.6	33.5	33.74	33.55	33.74
9 - 10	33.4	32.2	33.2	33.6	34.2	34.4	33.9	33.32	34.15	33.32
10 - 11	33	32.7	32.6	33.1	33.2	32.9	33	32.92	32.95	32.92
11 - 12	33	32.7	32.3	33.2	34.3	32.3	33.7	33.1	33	33.1
12 - 13	34.1	32.5	32.7	32.6	33	34.1	33.1	32.98	33.6	32.98
13 - 14	32.8	33	32.3	32.6	33.8	33.4	33.9	32.9	33.65	32.9
14 - 15	33	33	32.2	32.4	33	34.1	34	32.72	34.05	32.72
15 - 16	33.2	32.3	31.9	33.1	33.1	33.8	33.8	32.72	33.8	32.72
16 - 17	32.6	33.7	33.1	32.4	33.2	33.9	33	33	33.45	33
17 - 18	33.2	32.6	32.7	33.6	33	32.7	34.4	33.02	33.55	33.02
18 - 19	33.2	34	33.2	34.2	34.5	33.5	34.4	33.82	33.95	33.82
19 - 20	34.1	33.9	33.3	33.5	34.1	34.4	33.3	33.78	33.85	33.78
20 - 21	34.2	35	35.4	34.4	33.8	33.7	34.7	34.56	34.2	34.56
21 - 22	33.7	34.3	34.5	34.6	35	32.7	34.2	34.42	33.45	34.42
22 - 23	32.1	33.3	34.3	36.4	38.8	33.5	36.7	34.98	35.1	34.98
23 - 24	33.3	32.5	34.4	35	33.8	33.8	33.3	33.8	33.55	33.8
Totals	799.6	807	799.3	782	785.5	813.3	846.2			
% of Total	14.2%	14.33%	14.19%	13.88%	13.94%	14.44%	15.02%			

Incoming Weekly EightyFifthSpeeds
2025 August Westfield Road (anchor)

from Mon-Jun-23-2025-11-00-AM to Wed-Aug-13-2025-09-59-AM

	21/07/2025	to	27/07/2025							
	Monday	Tuesday	Wednesday	Thursday	Friday	Saturday	Sunday	Week	Weekend	Week Day 85%
Hour	21/07/2025	22/07/2025	23/07/2025	24/07/2025	25/07/2025	26/07/2025	27/07/2025	Day Avg	Avg	Avg Speed
0 - 1	32.5	30	35	30	37.5	34.6	36.7	33	35.65	33
1 - 2	30	30	30	30	30	32.5	36.7	30	34.6	30
2 - 3	32.5	35	28.3	35	27.5	33.8	35	31.66	34.4	31.66
3 - 4	30	30	27.5	20	30	35	28.8	27.5	31.9	27.5
4 - 5	20	40	35	40	30	30	0	33	30	33
5 - 6	33.8	34.2	32.5	36.7	38	35	35	35.04	35	35.04
6 - 7	34.1	35	34.6	35	34.7	35	37.5	34.68	36.25	34.68
7 - 8	32.3	33.4	32.5	33.2	33.3	34	34.2	32.94	34.1	32.94
8 - 9	32.4	33.5	33.8	33	33.9	35.8	37.9	33.32	36.85	33.32
9 - 10	32.9	33.1	32.3	33.8	33.8	34	36.8	33.18	35.4	33.18
10 - 11	33.3	33.8	32.2	33.3	33.7	33.6	34.1	33.26	33.85	33.26
11 - 12	34.1	33.1	33.2	33.5	32.1	32.9	33.6	33.2	33.25	33.2
12 - 13	33.5	32.4	32.1	32.2	33.2	33.2	32.7	32.68	32.95	32.68
13 - 14	30.5	32.6	32.8	32.8	32.4	33.2	34	32.22	33.6	32.22
14 - 15	31.9	31.7	32.8	32.5	33.2	32.2	34.7	32.42	33.45	32.42
15 - 16	32.7	31.5	33.4	31.9	33.2	34	31.5	32.54	32.75	32.54
16 - 17	32.9	32.9	32.5	32.3	33.5	33.8	34.5	32.82	34.15	32.82
17 - 18	33.1	32	33.3	32.3	33.5	34.6	34.8	32.84	34.7	32.84
18 - 19	33.6	34.2	33.6	33.3	34.7	33.9	34.5	33.88	34.2	33.88
19 - 20	34.4	33.5	34	34.1	35	33.4	34.7	34.2	34.05	34.2
20 - 21	34.3	33.7	33.5	34.8	33.8	33.8	33.3	34.02	33.55	34.02
21 - 22	33.7	36.7	33.7	33	33.8	33.9	36	34.18	34.95	34.18
22 - 23	36	34.6	34.5	37.5	35	33	37.5	35.52	35.25	35.52
23 - 24	33.3	37.5	35	37.5	37.5	33.3	33.3	36.16	33.3	36.16
Totals	777.8	804.4	788.1	797.7	803.3	808.5	797.8			
% of Total	13.95%	14.42%	14.13%	14.3%	14.4%	14.5%	14.3%			

Incoming Weekly EightyFifthSpeeds
2025 August Westfield Road (anchor)

from Mon-Jun-23-2025-11-00-AM to Wed-Aug-13-2025-09-59-AM

	28/07/2025	to	03/08/2025							
	Monday	Tuesday	Wednesday	Thursday	Friday	Saturday	Sunday	Week	Weekend	Week Day 85%
Hour	28/07/2025	29/07/2025	30/07/2025	31/07/2025	01/08/2025	02/08/2025	03/08/2025	Day Avg	Avg	Avg Speed
0 - 1	33.3	33.3	35	42.5	36.7	41.7	33	36.16	37.35	36.16
1 - 2	40	40	20	35	35	34.4	40	34	37.2	34
2 - 3	35	30	35	35	45	30	35	36	32.5	36
3 - 4	20	30	30	30	30	35	35	28	35	28
4 - 5	35	40	30	25	30	32.5	30	32	31.25	32
5 - 6	35	35	33.3	32.5	35	30	37.5	34.16	33.75	34.16
6 - 7	34.3	35.8	34.7	34.5	35	35	29.4	34.86	32.2	34.86
7 - 8	34.2	32.8	33.6	32.5	32.5	34.3	33.3	33.12	33.8	33.12
8 - 9	33.1	32.7	33.9	34	34.6	36.4	33.9	33.66	35.15	33.66
9 - 10	32.2	33	33.5	33.5	32.2	33.8	33.8	32.88	33.8	32.88
10 - 11	32.6	32.1	33	34.2	33.1	33.9	33.1	33	33.5	33
11 - 12	33.4	30.9	33.3	33.4	33.3	33.3	33.4	32.86	33.35	32.86
12 - 13	33.4	31.1	31.9	32.9	32.7	33.6	33.2	32.4	33.4	32.4
13 - 14	32.1	32.6	33	32.4	31.7	34.1	34.2	32.36	34.15	32.36
14 - 15	32	32.3	32	31.8	33.2	33.5	34.2	32.26	33.85	32.26
15 - 16	31.8	32.8	33.4	32.9	33.4	33.4	34.7	32.86	34.05	32.86
16 - 17	31.9	33.1	32.9	33	33.9	34.1	33.6	32.96	33.85	32.96
17 - 18	32	33.3	32.7	33.1	34.2	34.7	34.3	33.06	34.5	33.06
18 - 19	32.8	33.6	33.6	33.4	33.5	34.3	34.2	33.38	34.25	33.38
19 - 20	34.2	34.3	33.6	34.2	33.9	35	34.1	34.04	34.55	34.04
20 - 21	34.6	33.7	33.5	34.3	33.8	34.3	35.6	33.98	34.95	33.98
21 - 22	34.5	35	33.2	33.2	34.1	35.8	34.4	34	35.1	34
22 - 23	33.3	36	34.4	34.5	35	35.8	34	34.64	34.9	34.64
23 - 24	37.5	41.2	36.7	33.3	32.5	37	40	36.24	38.5	36.24
Totals	798.2	814.6	786.2	801.1	814.3	825.9	823.9			
% of Total	14.09%	14.38%	13.88%	14.14%	14.38%	14.58%	14.55%			

Incoming Weekly EightyFifthSpeeds
2025 August Westfield Road (anchor) from Mon-Jun-23-2025-11-00-AM to Wed-Aug-13-2025-09-59-AM

	04/08/2025	to	10/08/2025							
	Monday	Tuesday	Wednesday	Thursday	Friday	Saturday	Sunday	Week	Weekend	Week Day 85%
Hour	04/08/2025	05/08/2025	06/08/2025	07/08/2025	08/08/2025	09/08/2025	10/08/2025	Day Avg	Avg	Avg Speed
0 - 1	35	32.5	0	0	0	0	0	33.75	0	33.75
1 - 2	35	37.5	0	0	0	0	0	36.25	0	36.25
2 - 3	35	35	0	0	0	0	0	35	0	35
3 - 4	25	35	0	0	0	0	0	30	0	30
4 - 5	35	30	0	0	0	0	0	32.5	0	32.5
5 - 6	31.7	35	0	0	0	0	0	33.35	0	33.35
6 - 7	34.2	37	0	0	0	0	0	35.6	0	35.6
7 - 8	33.1	33	0	0	0	0	0	33.05	0	33.05
8 - 9	33.4	32.9	0	0	0	0	0	33.15	0	33.15
9 - 10	33.3	33.5	0	0	0	0	0	33.4	0	33.4
10 - 11	33	0	0	0	0	0	0	33	0	33
11 - 12	33.5	0	0	0	0	0	0	33.5	0	33.5
12 - 13	32.8	0	0	0	0	0	0	32.8	0	32.8
13 - 14	32.6	0	0	0	0	0	0	32.6	0	32.6
14 - 15	32.8	0	0	0	0	0	0	32.8	0	32.8
15 - 16	33.2	0	0	0	0	0	0	33.2	0	33.2
16 - 17	31.8	0	0	0	0	0	0	31.8	0	31.8
17 - 18	34.1	0	0	0	0	0	0	34.1	0	34.1
18 - 19	33.7	0	0	0	0	0	0	33.7	0	33.7
19 - 20	32.5	0	0	0	0	0	0	32.5	0	32.5
20 - 21	35.5	0	0	0	0	0	0	35.5	0	35.5
21 - 22	35.7	0	0	0	0	0	0	35.7	0	35.7
22 - 23	34.4	0	0	0	0	0	0	34.4	0	34.4
23 - 24	36.7	0	0	0	0	0	0	36.7	0	36.7
Totals	803	341.4	0	0	0	0	0			
% of Total	70.17%	29.83%	0%	0%	0%	0%	0%			

Incoming Weekly EightyFifthSpeeds
2025 August Westfield Road (anchor) from Mon-Jun-23-2025-11-00-AM to Wed-Aug-13-2025-09-59-AM

	11/08/2025	to	17/08/2025							
	Monday	Tuesday	Wednesday	Thursday	Friday	Saturday	Sunday	Week	Weekend	Week Day 85%
Hour	11/08/2025	12/08/2025	13/08/2025	14/08/2025	15/08/2025	16/08/2025	17/08/2025	Day Avg	Avg	Avg Speed
0 - 1	0	0	0	*	*	*	*	0	0	0
1 - 2	0	0	0	*	*	*	*	0	0	0
2 - 3	0	0	0	*	*	*	*	0	0	0
3 - 4	0	0	0	*	*	*	*	0	0	0
4 - 5	0	0	0	*	*	*	*	0	0	0
5 - 6	0	0	0	*	*	*	*	0	0	0
6 - 7	0	0	0	*	*	*	*	0	0	0
7 - 8	0	0	0	*	*	*	*	0	0	0
8 - 9	0	0	0	*	*	*	*	0	0	0
9 - 10	0	0	0	*	*	*	*	0	0	0
10 - 11	0	0	*	*	*	*	*	0	0	0
11 - 12	0	0	*	*	*	*	*	0	0	0
12 - 13	0	0	*	*	*	*	*	0	0	0
13 - 14	0	0	*	*	*	*	*	0	0	0
14 - 15	0	0	*	*	*	*	*	0	0	0
15 - 16	0	0	*	*	*	*	*	0	0	0
16 - 17	0	0	*	*	*	*	*	0	0	0
17 - 18	0	0	*	*	*	*	*	0	0	0
18 - 19	0	0	*	*	*	*	*	0	0	0
19 - 20	0	0	*	*	*	*	*	0	0	0
20 - 21	0	0	*	*	*	*	*	0	0	0
21 - 22	0	0	*	*	*	*	*	0	0	0
22 - 23	0	0	*	*	*	*	*	0	0	0
23 - 24	0	0	*	*	*	*	*	0	0	0
Totals	0	0	0	0	0	0	0			
% of Total	0%	0%	0%	0%	0%	0%	0%			

Incoming Monthly EightyFifthSpeeds
2025 August Westfield Road (anchor) from Mon-Jun-23-2025-11-00-AM to Wed-Aug-13-2025-09-59-AM

	Jun 2025									
	Monday	Tuesday	Wednesday	Thursday	Friday	Saturday	Sunday	Week	Weekend	Week Day 85%
Hour								Day Avg	Avg	Avg Speed
0 - 1	33.3	34	37.5	35	36.7	39	35	35.3	37	35.3
1 - 2	40	45	40	30	30	38.8	37.5	37	38.15	37
2 - 3	35	33.3	35	15	40	30	35	31.66	32.5	31.66
3 - 4	15	27.5	17.5	30	30	40	40	24	40	24
4 - 5	30	0	0	40	25	40	0	31.67	40	31.67
5 - 6	34	35	36.7	33.8	33.8	38.3	35	34.66	36.65	34.66
6 - 7	36.7	37	38.8	35	34.2	40	38.3	36.34	39.15	36.34
7 - 8	33.4	33	33.8	33.4	33.6	33.1	36.7	33.44	34.9	33.44
8 - 9	33	32.7	32.8	32.9	34	34.5	34.6	33.08	34.55	33.08
9 - 10	33.3	33.2	33.5	33.8	33.1	33.1	33.4	33.38	33.25	33.38
10 - 11	33	31.4	33	33.8	30.4	33.1	32.9	32.32	33	32.32
11 - 12	31.9	33	33.4	32.8	32.4	33	33.2	32.7	33.1	32.7
12 - 13	32.4	33.4	32.6	32.8	33.4	34	33.6	32.92	33.8	32.92
13 - 14	32.4	31.9	32.6	33.1	32.8	34.6	35	32.56	34.8	32.56
14 - 15	31.5	32.2	33.3	32.2	33.4	33.2	33.8	32.52	33.5	32.52
15 - 16	32.9	31.8	31.6	32.9	33.6	34.5	34.4	32.56	34.45	32.56
16 - 17	33.2	31.8	32.7	32.1	32.5	34.6	33.4	32.46	34	32.46
17 - 18	33	32.6	32.9	33.1	33.6	34.3	33.9	33.04	34.1	33.04
18 - 19	33.7	32.8	33.1	33.7	34.5	35.9	35	33.56	35.45	33.56
19 - 20	34.5	33.8	33.9	34.2	36.2	34.3	37.1	34.52	35.7	34.52
20 - 21	33.8	35.4	34	33.5	37.5	34.7	36.1	34.84	35.4	34.84
21 - 22	33.9	34.1	34.1	33.5	34.2	34.1	34.2	33.96	34.15	33.96
22 - 23	35	34.5	33.6	37.1	38.3	34.1	33.3	35.7	33.7	35.7
23 - 24	34.6	36.7	31.7	33.8	32.8	34.7	35	33.92	34.85	33.92

Incoming Monthly EightyFifthSpeeds
2025 August Westfield Road (anchor) from Mon-Jun-23-2025-11-00-AM to Wed-Aug-13-2025-09-59-AM

	Jul 2025									
	Monday	Tuesday	Wednesday	Thursday	Friday	Saturday	Sunday	Week	Weekend	Week Day 85%
Hour								Day Avg	Avg	Avg Speed
0 - 1	33.6	35.8	33.6	37	35.7	34.1	37.8	35.14	35.95	35.14
1 - 2	37.5	37.5	33.3	32.5	36	37.5	37.7	35.36	37.6	35.36
2 - 3	32.5	33.8	35	36.7	35	38.3	36.7	34.6	37.5	34.6
3 - 4	30	30	30	30	35	37.5	30	31	33.75	31
4 - 5	35	40	35	37.5	30	35	50	35.5	42.5	35.5
5 - 6	33.7	34.4	33.8	34.8	35.7	36.2	40	34.48	38.1	34.48
6 - 7	34.7	34.9	35.2	35.2	34.4	37.5	40	34.88	38.75	34.88
7 - 8	33	33.2	33.2	33.5	33.7	34.3	34.6	33.32	34.45	33.32
8 - 9	33	33.5	33.5	33.5	33.8	34.4	34.1	33.46	34.25	33.46
9 - 10	32.9	33	33.1	33.4	33.7	33.6	34.5	33.22	34.05	33.22
10 - 11	33.1	32.9	32.9	33.6	33.2	32.9	33.6	33.14	33.25	33.14
11 - 12	33.2	32.3	32.9	33.1	33.3	32.8	33.8	32.96	33.3	32.96
12 - 13	33.4	32.2	31.9	32.4	33.2	33.6	33.2	32.62	33.4	32.62
13 - 14	32.4	32.7	32.7	32.8	32.9	34.1	34	32.7	34.05	32.7
14 - 15	32.3	32.5	32.8	32.4	33.5	33.6	34	32.7	33.8	32.7
15 - 16	32.8	32.4	32.8	32.6	32.8	33.9	33.4	32.68	33.65	32.68
16 - 17	32.8	33.2	32.8	33.1	33.4	33.8	33.7	33.06	33.75	33.06
17 - 18	32.7	33	32.8	33.2	33.4	34	35.2	33.02	34.6	33.02
18 - 19	33.3	34	33.7	33.7	34.4	34	34.7	33.82	34.35	33.82
19 - 20	34.2	33.9	34.1	34	34.6	34.1	34.6	34.16	34.35	34.16
20 - 21	34.5	34.4	34.1	34.5	34.3	34.3	34.5	34.36	34.4	34.36
21 - 22	34	34.6	34.3	33.5	34.1	34	35	34.1	34.5	34.1
22 - 23	33.9	34.6	34.6	34.9	34.9	33.5	35.4	34.58	34.45	34.58
23 - 24	34.4	36.5	35	34.6	34.4	34.1	36.7	34.98	35.4	34.98

Incoming Monthly EightyFifthSpeeds
2025 August Westfield Road (anchor) from Mon-Jun-23-2025-11-00-AM to Wed-Aug-13-2025-09-59-AM

	Aug 2025									
	Monday	Tuesday	Wednesday	Thursday	Friday	Saturday	Sunday	Week	Weekend	Week Day 85%
Hour								Day Avg	Avg	Avg Speed
0 - 1	35	32.5	0	0	36.7	41.7	33	34.73	37.35	34.73
1 - 2	35	37.5	0	0	35	34.4	40	35.83	37.2	35.83
2 - 3	35	35	0	0	45	30	35	38.33	32.5	38.33
3 - 4	25	35	0	0	30	35	35	30	35	30
4 - 5	35	30	0	0	30	32.5	30	31.67	31.25	31.67
5 - 6	31.7	35	0	0	35	30	37.5	33.9	33.75	33.9
6 - 7	34.2	37	0	0	35	35	29.4	35.4	32.2	35.4
7 - 8	33.1	33	0	0	32.5	34.3	33.3	32.87	33.8	32.87
8 - 9	33.4	32.9	0	0	34.6	36.4	33.9	33.63	35.15	33.63
9 - 10	33.3	33.5	0	0	32.2	33.8	33.8	33	33.8	33
10 - 11	33	0	0	0	33.1	33.9	33.1	33.05	33.5	33.05
11 - 12	33.5	0	0	0	33.3	33.3	33.4	33.4	33.35	33.4
12 - 13	32.8	0	0	0	32.7	33.6	33.2	32.75	33.4	32.75
13 - 14	32.6	0	0	0	31.7	34.1	34.2	32.15	34.15	32.15
14 - 15	32.8	0	0	0	33.2	33.5	34.2	33	33.85	33
15 - 16	33.2	0	0	0	33.4	33.4	34.7	33.3	34.05	33.3
16 - 17	31.8	0	0	0	33.9	34.1	33.6	32.85	33.85	32.85
17 - 18	34.1	0	0	0	34.2	34.7	34.3	34.15	34.5	34.15
18 - 19	33.7	0	0	0	33.5	34.3	34.2	33.6	34.25	33.6
19 - 20	32.5	0	0	0	33.9	35	34.1	33.2	34.55	33.2
20 - 21	35.5	0	0	0	33.8	34.3	35.6	34.65	34.95	34.65
21 - 22	35.7	0	0	0	34.1	35.8	34.4	34.9	35.1	34.9
22 - 23	34.4	0	0	0	35	35.8	34	34.7	34.9	34.7
23 - 24	36.7	0	0	0	32.5	37	40	34.6	38.5	34.6

Summary of Violators
2025 August Westfield Road (anchor) from Mon-Jun-23-2025-11-00-AM to Wed-Aug-13-2025-09-59-AM

Starting Hour	Count	Average Speed of all Traffic	Violator Counts	Average Speed of Violators
00:00:00	0	N/A	N/A	N/A
01:00:00	0	N/A	N/A	N/A
02:00:00	0	N/A	N/A	N/A
03:00:00	0	N/A	N/A	N/A
04:00:00	0	N/A	N/A	N/A
05:00:00	0	N/A	N/A	N/A
06:00:00	0	N/A	N/A	N/A
07:00:00	0	N/A	N/A	N/A
08:00:00	0	N/A	N/A	N/A
09:00:00	0	N/A	N/A	N/A
10:00:00	0	N/A	N/A	N/A
11:00:00	15	7.5	0	0.0
12:00:00	129	4.2	5	37.5
13:00:00	118	3.5	2	37.5
14:00:00	120	3.8	2	40.0
15:00:00	153	3.5	7	38.9
16:00:00	203	3.2	10	38.5
17:00:00	231	2.5	13	37.5
18:00:00	174	3.4	8	38.8
19:00:00	136	4.0	9	38.6
20:00:00	85	6.8	9	39.2
21:00:00	51	7.9	4	38.8
22:00:00	38	12.2	5	38.5
23:00:00	20	16.9	3	39.2
00:00:00	12	19.6	0	0.0
01:00:00	4	35.0	3	39.2
02:00:00	3	21.7	0	0.0
03:00:00	9	15.3	0	0.0
04:00:00	0	N/A	N/A	N/A
05:00:00	10	17.0	1	37.5
06:00:00	28	17.7	6	39.2
07:00:00	109	5.5	12	38.8
08:00:00	173	2.6	2	40.0
09:00:00	108	5.2	5	38.5
10:00:00	86	6.3	7	39.6
11:00:00	91	5.2	5	39.5
12:00:00	108	5.0	8	37.5
13:00:00	134	4.1	7	38.9
14:00:00	108	4.4	3	39.2
15:00:00	181	2.9	10	37.5
16:00:00	191	3.1	12	39.2
17:00:00	249	2.2	12	37.9
18:00:00	189	3.1	8	39.4
19:00:00	150	3.2	12	37.5
20:00:00	104	5.1	11	37.5
21:00:00	59	9.4	9	38.6
22:00:00	44	10.1	6	39.2
23:00:00	29	14.7	6	40.8

Summary of Violators
2025 August Westfield Road (anchor) from Mon-Jun-23-2025-11-00-AM to Wed-Aug-13-2025-09-59-AM

00:00:00	11	15.0	2	37.5
01:00:00	3	24.2	1	37.5
02:00:00	4	27.5	1	47.5
03:00:00	6	12.5	0	0.0
04:00:00	0	N/A	N/A	N/A
05:00:00	12	19.8	3	39.2
06:00:00	33	14.5	6	39.2
07:00:00	121	4.8	18	38.9
08:00:00	172	3.6	8	39.4
09:00:00	102	5.2	6	39.2
10:00:00	83	5.8	5	38.5
11:00:00	98	4.8	5	37.5
12:00:00	96	5.1	5	37.5
13:00:00	104	4.2	3	37.5
14:00:00	103	5.3	8	38.8
15:00:00	175	3.4	7	38.9
16:00:00	188	2.9	6	37.5
17:00:00	217	2.6	8	37.5
18:00:00	205	2.5	11	37.5
19:00:00	179	3.1	16	37.5
20:00:00	104	5.5	7	38.2
21:00:00	71	7.1	8	38.8
22:00:00	47	9.8	4	38.8
23:00:00	24	13.9	2	37.5
00:00:00	11	16.8	2	37.5
01:00:00	7	16.8	0	0.0
02:00:00	1	17.5	0	0.0
03:00:00	4	13.1	0	0.0
04:00:00	3	27.5	0	0.0
05:00:00	14	18.0	2	37.5
06:00:00	24	15.5	4	38.8
07:00:00	112	5.6	8	40.0
08:00:00	196	2.9	13	38.3
09:00:00	126	5.2	10	39.5
10:00:00	90	5.9	6	38.3
11:00:00	96	5.5	9	38.1
12:00:00	103	5.0	4	38.8
13:00:00	146	3.9	11	37.5
14:00:00	114	4.1	3	37.5
15:00:00	174	3.7	10	38.0
16:00:00	190	3.3	12	37.9
17:00:00	228	2.5	12	37.5
18:00:00	205	2.7	16	37.5
19:00:00	146	4.0	15	38.8
20:00:00	98	4.6	5	37.5
21:00:00	89	5.6	4	37.5
22:00:00	46	13.4	8	41.3
23:00:00	44	10.3	8	37.5
00:00:00	20	14.5	2	37.5

Summary of Violators
2025 August Westfield Road (anchor) from Mon-Jun-23-2025-11-00-AM to Wed-Aug-13-2025-09-59-AM

01:00:00	15	13.5	2	37.5
02:00:00	1	37.5	1	37.5
03:00:00	2	15.0	0	0.0
04:00:00	2	25.0	0	0.0
05:00:00	9	13.3	0	0.0
06:00:00	25	13.3	2	37.5
07:00:00	92	6.5	9	39.2
08:00:00	143	3.5	11	37.5
09:00:00	99	5.4	9	38.1
10:00:00	105	3.8	2	37.5
11:00:00	102	5.0	5	37.5
12:00:00	107	4.8	6	37.5
13:00:00	128	4.1	8	38.1
14:00:00	127	4.3	9	38.6
15:00:00	155	4.0	12	37.9
16:00:00	203	2.9	6	39.2
17:00:00	213	2.6	10	37.5
18:00:00	146	4.2	15	38.2
19:00:00	123	5.5	23	38.4
20:00:00	72	8.1	13	38.7
21:00:00	58	9.6	9	39.2
22:00:00	43	10.9	8	40.6
23:00:00	34	10.3	1	42.5
00:00:00	31	13.0	7	38.9
01:00:00	8	33.1	4	37.5
02:00:00	4	31.3	1	37.5
03:00:00	3	29.2	1	37.5
04:00:00	3	35.8	1	47.5
05:00:00	10	19.5	3	37.5
06:00:00	9	22.2	3	40.8
07:00:00	18	13.6	1	37.5
08:00:00	58	10.4	10	38.5
09:00:00	104	5.7	9	40.8
10:00:00	123	4.2	6	37.5
11:00:00	143	4.5	9	38.6
12:00:00	133	5.0	10	39.5
13:00:00	135	4.4	16	38.8
14:00:00	145	4.1	11	38.4
15:00:00	116	4.7	11	37.5
16:00:00	134	4.3	17	38.1
17:00:00	122	5.1	15	38.8
18:00:00	94	7.0	16	39.4
19:00:00	61	7.3	7	38.9
20:00:00	60	7.0	5	37.5
21:00:00	53	8.3	5	39.5
22:00:00	42	9.7	5	39.5
23:00:00	31	11.4	3	39.2
00:00:00	39	12.1	6	38.3
01:00:00	16	17.7	2	40.0

02:00:00	8	23.8	2	37.5
03:00:00	4	31.3	1	37.5
04:00:00	0	N/A	N/A	N/A
05:00:00	8	16.6	1	42.5
06:00:00	5	29.0	3	37.5
07:00:00	14	23.0	2	37.5
08:00:00	29	13.5	4	37.5
09:00:00	65	8.4	6	39.2
10:00:00	85	6.0	5	38.5
11:00:00	132	4.2	6	37.5
12:00:00	162	3.6	11	38.0
13:00:00	121	5.6	14	38.6
14:00:00	119	5.5	14	39.3
15:00:00	94	6.2	12	38.3
16:00:00	136	4.3	10	39.5
17:00:00	95	5.7	9	39.7
18:00:00	79	5.5	10	37.5
19:00:00	60	10.6	11	40.2
20:00:00	55	8.6	10	37.5
21:00:00	55	8.7	8	38.1
22:00:00	45	9.3	3	40.8
23:00:00	17	13.8	1	37.5
00:00:00	12	24.8	2	45.0
01:00:00	4	30.0	1	37.5
02:00:00	3	24.2	0	0.0
03:00:00	4	7.5	0	0.0
04:00:00	2	27.5	0	0.0
05:00:00	12	10.4	1	37.5
06:00:00	32	14.1	8	38.8
07:00:00	107	5.1	11	38.0
08:00:00	189	2.8	8	38.1
09:00:00	137	4.2	11	38.0
10:00:00	96	5.5	5	37.5
11:00:00	85	5.5	3	37.5
12:00:00	105	6.5	9	39.7
13:00:00	106	5.0	4	38.8
14:00:00	101	6.0	5	41.5
15:00:00	170	3.1	4	37.5
16:00:00	162	3.6	10	38.5
17:00:00	207	2.9	12	37.9
18:00:00	166	3.5	16	37.8
19:00:00	114	5.2	19	38.8
20:00:00	67	6.4	5	40.5
21:00:00	60	7.0	3	37.5
22:00:00	41	13.6	6	42.5
23:00:00	22	12.4	1	37.5
00:00:00	10	24.3	4	40.0
01:00:00	6	20.8	2	42.5
02:00:00	3	22.5	0	0.0

Summary of Violators
2025 August Westfield Road (anchor) from Mon-Jun-23-2025-11-00-AM to Wed-Aug-13-2025-09-59-AM

03:00:00	8	21.6	0	0.0
04:00:00	1	27.5	0	0.0
05:00:00	11	18.0	1	42.5
06:00:00	23	16.2	2	37.5
07:00:00	107	5.0	5	39.5
08:00:00	176	3.7	10	38.5
09:00:00	120	5.0	11	38.4
10:00:00	95	4.8	4	37.5
11:00:00	78	6.2	3	37.5
12:00:00	111	4.8	6	39.2
13:00:00	125	4.5	6	38.3
14:00:00	112	5.1	8	38.1
15:00:00	147	3.9	6	37.5
16:00:00	189	2.9	11	37.5
17:00:00	216	2.9	12	38.3
18:00:00	202	2.9	20	37.8
19:00:00	124	5.0	11	38.9
20:00:00	100	6.7	12	39.2
21:00:00	59	8.6	4	38.8
22:00:00	39	12.4	4	38.8
23:00:00	39	11.7	7	40.4
00:00:00	12	23.3	1	37.5
01:00:00	8	19.4	1	42.5
02:00:00	3	32.5	0	0.0
03:00:00	3	29.2	1	37.5
04:00:00	1	22.5	0	0.0
05:00:00	13	22.7	2	37.5
06:00:00	29	14.5	4	40.0
07:00:00	100	4.8	9	38.1
08:00:00	166	3.5	8	38.1
09:00:00	104	5.2	13	37.9
10:00:00	97	4.6	2	40.0
11:00:00	107	6.2	6	39.2
12:00:00	140	4.0	5	37.5
13:00:00	129	3.9	4	37.5
14:00:00	116	5.5	10	39.5
15:00:00	148	3.9	6	37.5
16:00:00	182	3.0	6	37.5
17:00:00	229	2.5	11	37.5
18:00:00	200	2.7	11	37.5
19:00:00	125	4.3	17	37.5
20:00:00	98	5.6	7	38.9
21:00:00	58	8.4	6	38.3
22:00:00	33	13.9	4	41.3
23:00:00	23	16.3	5	37.5
00:00:00	15	17.0	2	37.5
01:00:00	8	22.2	1	37.5
02:00:00	1	37.5	1	37.5
03:00:00	3	29.2	0	0.0

Summary of Violators
2025 August Westfield Road (anchor) from Mon-Jun-23-2025-11-00-AM to Wed-Aug-13-2025-09-59-AM

04:00:00	3	29.2	0	0.0
05:00:00	13	16.7	2	45.0
06:00:00	40	12.3	7	38.2
07:00:00	107	6.1	14	40.0
08:00:00	147	3.6	13	37.9
09:00:00	123	4.5	7	38.9
10:00:00	91	4.5	2	37.5
11:00:00	99	5.5	7	38.9
12:00:00	125	4.1	5	38.5
13:00:00	129	5.0	6	40.8
14:00:00	106	4.9	9	37.5
15:00:00	162	3.2	3	37.5
16:00:00	193	2.9	8	38.1
17:00:00	186	2.9	9	39.2
18:00:00	195	3.2	9	38.1
19:00:00	148	4.4	12	38.8
20:00:00	108	4.7	12	37.5
21:00:00	80	6.4	5	41.5
22:00:00	52	8.5	5	37.5
23:00:00	27	10.9	1	42.5
00:00:00	22	13.1	3	39.2
01:00:00	9	15.3	1	37.5
02:00:00	2	30.0	1	37.5
03:00:00	1	32.5	0	0.0
04:00:00	4	21.3	0	0.0
05:00:00	19	14.6	3	39.2
06:00:00	27	15.2	5	37.5
07:00:00	97	4.9	9	37.5
08:00:00	147	4.5	18	38.3
09:00:00	135	4.4	12	37.9
10:00:00	101	5.4	6	38.3
11:00:00	114	4.3	4	37.5
12:00:00	140	4.3	9	38.1
13:00:00	122	4.2	4	37.5
14:00:00	127	4.8	7	38.2
15:00:00	159	4.0	8	38.1
16:00:00	183	3.1	9	38.6
17:00:00	209	3.0	11	38.4
18:00:00	170	3.3	11	38.4
19:00:00	137	4.7	16	38.8
20:00:00	94	5.8	9	38.6
21:00:00	59	8.2	4	38.8
22:00:00	43	11.0	4	41.3
23:00:00	63	7.0	5	37.5
00:00:00	42	9.1	3	37.5
01:00:00	14	20.5	4	38.8
02:00:00	6	34.2	2	42.5
03:00:00	8	24.4	2	40.0
04:00:00	6	26.3	3	39.2

Summary of Violators
2025 August Westfield Road (anchor) from Mon-Jun-23-2025-11-00-AM to Wed-Aug-13-2025-09-59-AM

05:00:00	6	23.8	1	37.5
06:00:00	8	32.5	2	40.0
07:00:00	17	15.4	1	37.5
08:00:00	41	10.9	5	37.5
09:00:00	80	5.8	5	38.5
10:00:00	125	3.5	4	37.5
11:00:00	113	4.0	7	37.5
12:00:00	137	4.1	5	39.5
13:00:00	117	5.1	15	38.2
14:00:00	126	4.9	7	39.6
15:00:00	112	6.0	13	39.0
16:00:00	122	4.4	7	38.2
17:00:00	129	4.1	16	37.5
18:00:00	97	5.3	8	37.5
19:00:00	72	6.4	7	37.5
20:00:00	69	6.8	4	38.8
21:00:00	52	7.3	4	37.5
22:00:00	52	7.1	2	37.5
23:00:00	64	7.5	6	39.2
00:00:00	32	13.1	6	37.5
01:00:00	11	25.0	5	39.5
02:00:00	10	29.3	3	40.8
03:00:00	2	13.8	0	0.0
04:00:00	2	32.5	1	37.5
05:00:00	3	29.2	0	0.0
06:00:00	7	17.1	0	0.0
07:00:00	9	22.8	5	38.5
08:00:00	21	15.5	4	38.8
09:00:00	66	6.0	3	37.5
10:00:00	96	6.8	13	39.8
11:00:00	93	5.3	11	37.5
12:00:00	141	3.8	5	38.5
13:00:00	118	4.5	12	37.5
14:00:00	120	4.6	7	38.2
15:00:00	107	5.3	10	39.0
16:00:00	128	4.6	5	40.5
17:00:00	77	6.8	12	38.3
18:00:00	84	6.1	11	37.5
19:00:00	76	6.8	11	38.0
20:00:00	52	9.4	5	37.5
21:00:00	46	10.6	10	38.5
22:00:00	25	16.5	6	39.2
23:00:00	20	24.3	5	38.5
00:00:00	5	23.0	0	0.0
01:00:00	8	17.5	0	0.0
02:00:00	1	32.5	0	0.0
03:00:00	3	27.5	0	0.0
04:00:00	1	22.5	0	0.0
05:00:00	13	14.4	0	0.0

Summary of Violators
2025 August Westfield Road (anchor) from Mon-Jun-23-2025-11-00-AM to Wed-Aug-13-2025-09-59-AM

06:00:00	20	13.5	0	0.0
07:00:00	101	4.2	5	37.5
08:00:00	152	3.3	7	37.5
09:00:00	117	4.3	4	37.5
10:00:00	76	6.1	5	38.5
11:00:00	109	3.9	1	37.5
12:00:00	106	4.8	5	37.5
13:00:00	123	4.0	7	37.5
14:00:00	122	4.7	7	37.5
15:00:00	150	4.1	9	38.1
16:00:00	171	3.6	9	38.1
17:00:00	211	2.7	8	37.5
18:00:00	206	2.9	11	38.4
19:00:00	107	5.0	14	38.2
20:00:00	80	6.5	8	38.1
21:00:00	55	8.9	8	40.0
22:00:00	34	13.0	6	38.3
23:00:00	18	19.2	1	37.5
00:00:00	11	21.8	2	40.0
01:00:00	4	14.4	0	0.0
02:00:00	6	32.5	2	37.5
03:00:00	4	19.4	0	0.0
04:00:00	0	N/A	N/A	N/A
05:00:00	9	20.0	1	47.5
06:00:00	28	13.8	4	37.5
07:00:00	122	4.6	13	37.9
08:00:00	158	3.4	9	38.6
09:00:00	116	4.9	9	38.1
10:00:00	107	4.9	5	37.5
11:00:00	105	5.6	9	38.6
12:00:00	94	4.7	1	37.5
13:00:00	97	5.2	5	38.5
14:00:00	117	5.0	6	40.0
15:00:00	160	3.7	7	37.5
16:00:00	169	3.8	13	38.7
17:00:00	217	2.8	14	37.9
18:00:00	184	3.3	12	37.9
19:00:00	157	4.1	10	39.5
20:00:00	105	5.7	13	38.7
21:00:00	62	8.1	8	40.6
22:00:00	43	10.9	5	39.5
23:00:00	20	14.8	2	40.0
00:00:00	16	17.7	1	52.5
01:00:00	7	18.9	0	0.0
02:00:00	3	27.5	1	37.5
03:00:00	0	N/A	N/A	N/A
04:00:00	1	22.5	0	0.0
05:00:00	12	20.0	2	37.5
06:00:00	31	12.7	2	40.0

Summary of Violators
2025 August Westfield Road (anchor) from Mon-Jun-23-2025-11-00-AM to Wed-Aug-13-2025-09-59-AM

07:00:00	117	4.8	14	38.2
08:00:00	152	3.4	7	37.5
09:00:00	121	4.6	8	39.4
10:00:00	111	4.0	4	37.5
11:00:00	98	5.0	6	38.3
12:00:00	103	4.4	3	37.5
13:00:00	121	4.2	3	39.2
14:00:00	109	4.3	5	38.5
15:00:00	161	3.3	3	37.5
16:00:00	197	2.9	8	37.5
17:00:00	228	2.5	7	37.5
18:00:00	180	3.4	16	38.8
19:00:00	130	4.3	17	38.1
20:00:00	89	7.6	14	40.0
21:00:00	58	10.9	9	40.3
22:00:00	52	9.4	8	38.8
23:00:00	27	14.4	5	37.5
00:00:00	13	23.5	3	39.2
01:00:00	0	N/A	N/A	N/A
02:00:00	2	30.0	1	37.5
03:00:00	4	17.5	0	0.0
04:00:00	1	22.5	0	0.0
05:00:00	11	20.2	2	37.5
06:00:00	21	14.3	4	38.8
07:00:00	108	5.0	13	38.3
08:00:00	177	3.5	11	38.4
09:00:00	117	5.2	9	38.6
10:00:00	107	4.5	10	37.5
11:00:00	107	4.4	3	37.5
12:00:00	103	5.0	4	37.5
13:00:00	125	4.4	8	37.5
14:00:00	115	4.7	8	38.1
15:00:00	158	3.9	10	38.0
16:00:00	186	3.8	16	39.1
17:00:00	196	3.4	17	39.0
18:00:00	179	3.4	16	38.1
19:00:00	132	4.5	19	38.0
20:00:00	110	6.1	13	39.8
21:00:00	72	8.7	7	42.5
22:00:00	56	7.5	4	37.5
23:00:00	25	16.3	3	40.8
00:00:00	20	19.4	5	41.5
01:00:00	7	28.6	2	37.5
02:00:00	3	27.5	1	42.5
03:00:00	3	25.8	1	37.5
04:00:00	1	32.5	0	0.0
05:00:00	11	18.2	2	37.5
06:00:00	30	13.9	2	45.0
07:00:00	94	6.0	8	38.1

08:00:00	157	3.3	10	37.5
09:00:00	108	5.2	5	37.5
10:00:00	110	4.6	4	41.3
11:00:00	86	5.7	9	37.5
12:00:00	129	4.6	17	38.4
13:00:00	111	4.7	3	39.2
14:00:00	126	4.5	12	38.3
15:00:00	174	3.6	10	39.0
16:00:00	173	3.7	13	38.3
17:00:00	170	3.7	15	38.5
18:00:00	149	5.0	20	39.8
19:00:00	102	5.8	12	38.8
20:00:00	85	6.6	14	38.2
21:00:00	57	9.3	9	39.2
22:00:00	52	8.0	5	39.5
23:00:00	40	12.4	6	38.3
00:00:00	28	15.0	4	40.0
01:00:00	7	23.2	2	37.5
02:00:00	6	30.8	3	40.8
03:00:00	2	37.5	2	37.5
04:00:00	2	16.3	0	0.0
05:00:00	4	25.6	1	42.5
06:00:00	8	24.7	1	37.5
07:00:00	20	15.6	3	37.5
08:00:00	64	9.7	10	39.5
09:00:00	91	5.2	8	37.5
10:00:00	146	3.2	3	37.5
11:00:00	159	3.5	5	38.5
12:00:00	136	4.4	12	38.8
13:00:00	162	4.2	25	39.1
14:00:00	124	4.7	15	38.2
15:00:00	120	4.7	10	38.5
16:00:00	115	4.6	10	37.5
17:00:00	76	6.9	8	39.4
18:00:00	98	5.8	8	38.1
19:00:00	74	6.9	8	38.8
20:00:00	67	8.2	11	38.4
21:00:00	54	10.5	7	39.6
22:00:00	52	10.3	10	41.0
23:00:00	38	13.6	5	38.5
00:00:00	20	16.5	7	38.2
01:00:00	17	19.6	3	37.5
02:00:00	4	28.8	0	0.0
03:00:00	7	21.1	1	37.5
04:00:00	0	N/A	N/A	N/A
05:00:00	3	29.2	1	37.5
06:00:00	11	33.0	4	41.3
07:00:00	7	33.2	2	42.5
08:00:00	24	14.3	1	37.5

09:00:00	79	6.2	7	37.5
10:00:00	106	5.2	7	38.2
11:00:00	123	5.0	12	38.3
12:00:00	123	4.2	6	38.3
13:00:00	110	5.3	11	38.9
14:00:00	109	4.5	7	37.5
15:00:00	107	4.9	8	39.4
16:00:00	115	5.2	9	38.6
17:00:00	80	6.0	14	38.2
18:00:00	90	6.3	19	38.3
19:00:00	65	7.1	8	37.5
20:00:00	67	7.5	12	37.9
21:00:00	49	8.4	3	39.2
22:00:00	27	15.0	3	37.5
23:00:00	15	22.0	4	38.8
00:00:00	7	26.4	2	40.0
01:00:00	4	24.4	1	37.5
02:00:00	4	21.3	1	37.5
03:00:00	4	19.4	1	37.5
04:00:00	2	30.0	1	37.5
05:00:00	9	16.9	1	37.5
06:00:00	30	13.3	8	38.1
07:00:00	122	4.9	11	38.4
08:00:00	175	3.4	8	38.1
09:00:00	104	5.2	9	37.5
10:00:00	99	4.6	2	37.5
11:00:00	96	5.7	6	38.3
12:00:00	101	6.1	10	39.0
13:00:00	109	4.8	6	37.5
14:00:00	125	4.4	8	37.5
15:00:00	168	3.3	13	38.3
16:00:00	180	3.4	8	38.1
17:00:00	214	2.5	6	38.3
18:00:00	157	2.9	7	37.5
19:00:00	113	5.0	10	38.5
20:00:00	74	7.0	7	38.2
21:00:00	55	8.4	3	37.5
22:00:00	52	8.7	3	42.5
23:00:00	27	12.2	1	37.5
00:00:00	9	25.0	1	37.5
01:00:00	3	32.5	1	37.5
02:00:00	5	21.5	0	0.0
03:00:00	4	17.5	0	0.0
04:00:00	3	40.8	3	40.8
05:00:00	11	17.7	2	37.5
06:00:00	34	10.7	3	39.2
07:00:00	121	4.3	12	37.9
08:00:00	164	3.8	13	38.3
09:00:00	100	5.2	7	38.2

Summary of Violators
2025 August Westfield Road (anchor) from Mon-Jun-23-2025-11-00-AM to Wed-Aug-13-2025-09-59-AM

10:00:00	101	4.8	3	37.5
11:00:00	76	7.1	5	39.5
12:00:00	134	3.5	5	37.5
13:00:00	126	5.2	10	38.5
14:00:00	119	4.8	5	38.5
15:00:00	164	3.3	9	38.1
16:00:00	171	3.8	12	38.3
17:00:00	198	2.9	13	37.9
18:00:00	186	2.7	11	37.5
19:00:00	130	4.5	13	38.7
20:00:00	87	6.3	13	38.7
21:00:00	53	8.7	7	38.2
22:00:00	36	10.6	3	37.5
23:00:00	22	14.8	0	0.0
00:00:00	7	28.9	1	37.5
01:00:00	10	17.8	1	37.5
02:00:00	2	35.0	1	42.5
03:00:00	6	10.4	0	0.0
04:00:00	1	37.5	1	37.5
05:00:00	12	18.1	1	37.5
06:00:00	25	13.0	5	38.5
07:00:00	106	4.6	6	37.5
08:00:00	161	3.4	11	38.4
09:00:00	129	5.0	12	38.8
10:00:00	109	5.2	4	41.3
11:00:00	88	4.5	3	37.5
12:00:00	104	4.4	2	45.0
13:00:00	127	4.3	5	38.5
14:00:00	116	4.3	4	37.5
15:00:00	191	3.0	8	37.5
16:00:00	178	3.2	9	38.1
17:00:00	229	2.2	13	37.5
18:00:00	172	3.4	10	38.5
19:00:00	149	3.6	9	37.5
20:00:00	99	6.3	16	38.4
21:00:00	96	6.3	14	38.2
22:00:00	57	8.8	4	38.8
23:00:00	36	11.9	6	38.3
00:00:00	9	24.7	2	37.5
01:00:00	10	14.5	2	37.5
02:00:00	3	24.2	0	0.0
03:00:00	2	17.5	0	0.0
04:00:00	4	23.8	1	37.5
05:00:00	8	21.3	0	0.0
06:00:00	31	12.0	2	37.5
07:00:00	133	4.3	17	38.4
08:00:00	174	3.4	9	38.1
09:00:00	111	4.5	10	37.5
10:00:00	91	5.7	9	37.5

Summary of Violators
2025 August Westfield Road (anchor) from Mon-Jun-23-2025-11-00-AM to Wed-Aug-13-2025-09-59-AM

11:00:00	90	5.3	7	38.2
12:00:00	103	4.7	3	40.8
13:00:00	118	4.3	5	38.5
14:00:00	107	4.5	4	37.5
15:00:00	150	4.2	9	38.6
16:00:00	186	2.9	10	37.5
17:00:00	211	2.7	15	37.5
18:00:00	186	3.4	17	38.7
19:00:00	155	3.7	12	37.9
20:00:00	117	4.0	7	37.5
21:00:00	61	8.9	12	37.9
22:00:00	60	9.5	10	40.0
23:00:00	23	18.0	4	37.5
00:00:00	15	21.5	1	42.5
01:00:00	10	21.3	1	37.5
02:00:00	3	30.8	0	0.0
03:00:00	3	27.5	1	37.5
04:00:00	0	N/A	N/A	N/A
05:00:00	11	16.8	2	37.5
06:00:00	26	15.3	1	37.5
07:00:00	84	6.4	6	38.3
08:00:00	128	4.7	12	38.8
09:00:00	98	4.9	7	38.2
10:00:00	107	5.2	9	38.6
11:00:00	107	5.0	14	37.9
12:00:00	133	4.2	9	37.5
13:00:00	115	4.6	8	38.1
14:00:00	132	4.5	11	38.0
15:00:00	173	3.6	11	38.0
16:00:00	169	3.7	9	38.6
17:00:00	186	2.9	8	37.5
18:00:00	143	4.0	14	38.6
19:00:00	130	4.5	14	38.2
20:00:00	89	6.8	6	40.0
21:00:00	63	9.2	8	40.0
22:00:00	43	13.9	11	39.8
23:00:00	41	10.4	4	38.8
00:00:00	21	18.3	3	40.8
01:00:00	10	22.3	2	37.5
02:00:00	8	21.9	0	0.0
03:00:00	2	32.5	0	0.0
04:00:00	2	32.5	0	0.0
05:00:00	7	22.9	0	0.0
06:00:00	8	19.1	2	37.5
07:00:00	12	15.8	3	37.5
08:00:00	59	8.2	9	38.1
09:00:00	74	6.0	7	37.5
10:00:00	100	5.7	8	38.1
11:00:00	117	4.7	7	37.5

12:00:00	94	4.9	7	37.5
13:00:00	118	3.7	4	37.5
14:00:00	121	4.7	12	37.9
15:00:00	116	4.4	12	37.5
16:00:00	102	5.0	7	37.5
17:00:00	118	4.3	8	37.5
18:00:00	110	5.2	8	40.6
19:00:00	74	7.5	7	38.2
20:00:00	52	6.6	2	37.5
21:00:00	62	6.5	6	37.5
22:00:00	61	8.9	5	40.5
23:00:00	46	10.1	5	38.5
00:00:00	43	11.7	9	39.2
01:00:00	17	21.6	5	38.5
02:00:00	5	31.5	2	37.5
03:00:00	1	27.5	0	0.0
04:00:00	1	47.5	1	47.5
05:00:00	1	37.5	1	37.5
06:00:00	7	29.3	4	38.8
07:00:00	9	23.6	1	37.5
08:00:00	27	11.2	0	0.0
09:00:00	53	7.1	3	37.5
10:00:00	78	5.8	6	38.3
11:00:00	97	4.7	5	37.5
12:00:00	131	4.2	8	38.1
13:00:00	128	4.1	12	38.8
14:00:00	111	4.5	8	38.1
15:00:00	103	5.5	8	38.8
16:00:00	109	4.7	7	37.5
17:00:00	103	5.2	13	37.9
18:00:00	74	7.1	5	39.5
19:00:00	72	6.1	5	37.5
20:00:00	52	8.5	5	37.5
21:00:00	47	9.3	6	37.5
22:00:00	29	13.6	4	42.5
23:00:00	13	19.2	2	37.5
00:00:00	4	28.8	0	0.0
01:00:00	2	30.0	0	0.0
02:00:00	3	25.8	0	0.0
03:00:00	4	21.3	0	0.0
04:00:00	2	22.5	0	0.0
05:00:00	6	19.2	0	0.0
06:00:00	27	11.2	2	42.5
07:00:00	94	5.1	6	39.2
08:00:00	166	3.5	4	38.8
09:00:00	124	4.1	9	37.5
10:00:00	98	5.4	7	37.5
11:00:00	90	6.8	10	39.0
12:00:00	119	4.7	10	38.0

13:00:00	137	3.7	6	39.2
14:00:00	97	5.1	3	37.5
15:00:00	143	3.8	6	37.5
16:00:00	179	3.2	5	38.5
17:00:00	174	3.6	11	38.9
18:00:00	144	3.7	13	37.5
19:00:00	129	4.1	14	37.9
20:00:00	80	5.5	6	37.5
21:00:00	39	10.9	4	40.0
22:00:00	51	12.0	8	40.0
23:00:00	21	12.0	1	37.5
00:00:00	5	27.5	0	0.0
01:00:00	1	27.5	0	0.0
02:00:00	5	28.5	1	37.5
03:00:00	9	18.1	0	0.0
04:00:00	2	20.0	0	0.0
05:00:00	14	23.2	4	40.0
06:00:00	41	10.3	5	39.5
07:00:00	102	5.4	13	37.9
08:00:00	181	3.1	8	38.1
09:00:00	97	5.4	6	39.2
10:00:00	91	5.2	6	37.5
11:00:00	101	5.9	7	38.9
12:00:00	98	5.4	7	37.5
13:00:00	120	3.8	2	37.5
14:00:00	108	4.9	5	37.5
15:00:00	171	2.8	2	37.5
16:00:00	194	3.0	11	37.5
17:00:00	217	2.6	5	37.5
18:00:00	179	3.0	11	38.0
19:00:00	98	5.3	12	37.9
20:00:00	88	5.9	6	38.3
21:00:00	38	11.6	6	38.3
22:00:00	37	11.9	6	38.3
23:00:00	28	13.0	3	37.5
00:00:00	12	20.0	3	37.5
01:00:00	1	27.5	0	0.0
02:00:00	5	16.0	0	0.0
03:00:00	5	20.5	0	0.0
04:00:00	3	19.2	0	0.0
05:00:00	9	21.7	1	37.5
06:00:00	28	12.1	2	37.5
07:00:00	102	4.4	5	37.5
08:00:00	142	3.6	8	37.5
09:00:00	90	4.1	1	42.5
10:00:00	83	5.7	4	37.5
11:00:00	80	5.6	5	37.5
12:00:00	115	4.6	6	37.5
13:00:00	121	3.9	5	37.5

14:00:00	122	3.8	3	37.5
15:00:00	123	5.5	11	40.2
16:00:00	155	3.7	4	38.8
17:00:00	162	3.4	9	37.5
18:00:00	156	3.7	13	37.9
19:00:00	120	4.5	8	38.8
20:00:00	84	5.4	6	37.5
21:00:00	74	7.3	5	40.5
22:00:00	44	9.7	5	39.5
23:00:00	16	22.5	3	39.2
00:00:00	12	20.6	1	37.5
01:00:00	8	16.9	0	0.0
02:00:00	6	30.0	2	37.5
03:00:00	3	15.8	0	0.0
04:00:00	1	27.5	0	0.0
05:00:00	14	27.5	5	38.5
06:00:00	26	15.9	2	42.5
07:00:00	116	4.4	11	38.0
08:00:00	125	4.0	6	38.3
09:00:00	102	4.8	8	37.5
10:00:00	82	5.9	6	38.3
11:00:00	94	5.7	5	38.5
12:00:00	111	4.1	3	39.2
13:00:00	116	4.6	5	37.5
14:00:00	130	4.0	6	38.3
15:00:00	144	3.5	6	37.5
16:00:00	140	3.8	5	38.5
17:00:00	167	2.9	3	39.2
18:00:00	138	3.6	4	37.5
19:00:00	109	4.7	9	37.5
20:00:00	77	6.2	11	37.5
21:00:00	60	7.1	2	40.0
22:00:00	55	9.1	8	40.6
23:00:00	29	14.2	7	37.5
00:00:00	11	26.1	3	37.5
01:00:00	4	20.6	1	37.5
02:00:00	4	18.1	0	0.0
03:00:00	3	17.5	0	0.0
04:00:00	4	25.0	0	0.0
05:00:00	13	21.0	3	40.8
06:00:00	27	15.9	6	40.0
07:00:00	91	6.4	9	38.6
08:00:00	103	5.1	8	38.1
09:00:00	79	5.1	5	37.5
10:00:00	96	5.1	8	37.5
11:00:00	104	4.4	3	37.5
12:00:00	110	4.8	3	40.8
13:00:00	119	4.3	6	38.3
14:00:00	112	4.8	4	38.8

15:00:00	126	5.2	7	38.9
16:00:00	155	3.9	14	37.9
17:00:00	161	3.7	12	39.2
18:00:00	138	5.2	17	39.0
19:00:00	107	5.7	16	38.4
20:00:00	64	6.8	5	37.5
21:00:00	61	8.8	6	38.3
22:00:00	39	11.4	6	39.2
23:00:00	42	11.0	9	38.1
00:00:00	27	13.3	2	37.5
01:00:00	8	27.2	1	37.5
02:00:00	9	18.3	0	0.0
03:00:00	2	25.0	0	0.0
04:00:00	3	24.2	0	0.0
05:00:00	5	24.5	0	0.0
06:00:00	5	33.5	2	37.5
07:00:00	24	12.7	4	37.5
08:00:00	57	9.4	7	38.9
09:00:00	75	7.0	7	37.5
10:00:00	112	4.9	6	38.3
11:00:00	112	4.7	4	42.5
12:00:00	125	4.0	6	39.2
13:00:00	106	5.1	7	38.2
14:00:00	139	4.4	8	38.8
15:00:00	111	5.4	11	38.9
16:00:00	115	4.2	9	38.1
17:00:00	101	5.3	13	37.9
18:00:00	102	6.1	8	39.4
19:00:00	69	6.1	4	37.5
20:00:00	48	10.6	5	38.5
21:00:00	55	9.9	7	38.9
22:00:00	52	8.1	2	37.5
23:00:00	41	10.9	4	38.8
00:00:00	31	12.8	6	37.5
01:00:00	13	24.2	4	38.8
02:00:00	5	18.5	0	0.0
03:00:00	6	22.9	0	0.0
04:00:00	0	N/A	N/A	N/A
05:00:00	1	47.5	1	47.5
06:00:00	5	17.5	0	0.0
07:00:00	19	20.3	5	39.5
08:00:00	48	10.5	8	40.0
09:00:00	55	10.1	12	38.3
10:00:00	85	5.5	8	37.5
11:00:00	91	6.0	6	39.2
12:00:00	119	4.5	8	38.1
13:00:00	100	4.9	8	37.5
14:00:00	119	4.5	13	37.5
15:00:00	73	5.3	2	37.5

16:00:00	130	4.5	10	39.0
17:00:00	73	7.7	11	38.9
18:00:00	69	7.4	9	39.2
19:00:00	51	10.2	6	39.2
20:00:00	70	7.4	8	38.1
21:00:00	43	10.1	6	40.0
22:00:00	21	17.6	3	39.2
23:00:00	13	16.7	3	37.5
00:00:00	8	25.3	0	0.0
01:00:00	2	18.8	2	37.5
02:00:00	4	26.3	0	0.0
03:00:00	2	8.8	0	0.0
04:00:00	1	32.5	0	0.0
05:00:00	11	23.9	1	37.5
06:00:00	21	17.3	2	37.5
07:00:00	96	6.0	13	38.7
08:00:00	119	4.9	8	38.8
09:00:00	100	5.1	7	37.5
10:00:00	74	6.0	2	40.0
11:00:00	83	5.3	4	37.5
12:00:00	104	6.2	8	39.4
13:00:00	118	4.0	2	37.5
14:00:00	146	3.6	5	39.5
15:00:00	113	4.3	3	37.5
16:00:00	145	3.9	10	37.5
17:00:00	178	3.0	6	37.5
18:00:00	133	3.5	5	37.5
19:00:00	94	6.9	9	39.7
20:00:00	64	8.4	8	38.1
21:00:00	44	11.7	7	40.4
22:00:00	47	9.9	5	42.5
23:00:00	16	13.3	3	39.2
00:00:00	17	18.1	1	37.5
01:00:00	2	32.5	1	37.5
02:00:00	4	25.0	0	0.0
03:00:00	3	20.8	0	0.0
04:00:00	3	29.2	1	37.5
05:00:00	12	18.5	2	42.5
06:00:00	28	13.3	2	37.5
07:00:00	93	5.7	10	38.0
08:00:00	133	2.9	2	37.5
09:00:00	100	4.3	3	37.5
10:00:00	78	6.5	5	37.5
11:00:00	86	5.4	1	37.5
12:00:00	94	4.9	3	37.5
13:00:00	127	4.7	8	38.8
14:00:00	123	4.2	3	39.2
15:00:00	140	3.4	4	37.5
16:00:00	125	4.9	10	39.0

17:00:00	183	3.0	14	37.5
18:00:00	168	3.0	14	38.2
19:00:00	124	4.0	10	37.5
20:00:00	83	6.7	10	38.0
21:00:00	44	9.7	4	38.8
22:00:00	37	11.3	6	41.7
23:00:00	23	19.3	5	40.5
00:00:00	13	26.9	3	39.2
01:00:00	1	17.5	0	0.0
02:00:00	5	22.0	1	37.5
03:00:00	7	21.4	1	42.5
04:00:00	3	16.7	0	0.0
05:00:00	13	21.5	2	40.0
06:00:00	35	12.0	3	39.2
07:00:00	96	5.6	14	37.9
08:00:00	144	3.4	7	37.5
09:00:00	98	6.0	10	38.0
10:00:00	107	4.7	6	37.5
11:00:00	103	5.2	7	38.2
12:00:00	101	5.2	4	37.5
13:00:00	112	4.6	9	37.5
14:00:00	103	4.9	4	37.5
15:00:00	153	3.9	7	38.2
16:00:00	132	4.9	12	38.3
17:00:00	195	3.1	13	38.3
18:00:00	134	4.8	10	39.5
19:00:00	128	4.7	7	39.6
20:00:00	77	6.9	7	38.2
21:00:00	80	6.3	5	39.5
22:00:00	53	9.6	4	41.3
23:00:00	27	13.7	4	38.8
00:00:00	10	21.5	4	40.0
01:00:00	4	23.8	1	37.5
02:00:00	3	29.2	0	0.0
03:00:00	2	30.0	0	0.0
04:00:00	3	20.8	0	0.0
05:00:00	7	11.1	0	0.0
06:00:00	28	15.3	4	37.5
07:00:00	88	5.7	5	38.5
08:00:00	109	4.5	9	37.5
09:00:00	87	5.8	6	39.2
10:00:00	93	6.0	9	38.6
11:00:00	104	4.8	8	38.8
12:00:00	135	4.4	9	38.6
13:00:00	103	4.6	2	40.0
14:00:00	127	4.6	6	38.3
15:00:00	155	3.2	5	37.5
16:00:00	148	3.9	9	37.5
17:00:00	183	3.1	9	38.1

18:00:00	145	4.1	13	38.3
19:00:00	122	5.1	14	38.2
20:00:00	83	6.7	11	38.0
21:00:00	58	5.9	1	37.5
22:00:00	40	12.0	5	38.5
23:00:00	30	10.9	3	37.5
00:00:00	11	18.4	3	37.5
01:00:00	9	27.5	1	37.5
02:00:00	1	37.5	1	37.5
03:00:00	5	28.5	1	42.5
04:00:00	1	22.5	0	0.0
05:00:00	12	15.6	2	37.5
06:00:00	28	17.3	5	40.5
07:00:00	86	4.9	2	42.5
08:00:00	99	5.9	13	38.7
09:00:00	94	4.9	2	37.5
10:00:00	94	5.7	7	38.2
11:00:00	115	4.7	6	38.3
12:00:00	140	3.8	7	37.5
13:00:00	118	4.0	3	37.5
14:00:00	111	4.7	10	38.0
15:00:00	148	4.0	9	38.6
16:00:00	141	4.0	10	38.0
17:00:00	159	3.5	16	37.5
18:00:00	140	4.2	16	38.1
19:00:00	102	5.5	10	38.0
20:00:00	69	6.6	3	40.8
21:00:00	43	11.7	5	40.5
22:00:00	44	11.3	6	39.2
23:00:00	33	11.1	2	37.5
00:00:00	25	20.7	7	41.1
01:00:00	14	20.5	2	37.5
02:00:00	6	21.7	1	42.5
03:00:00	4	13.1	0	0.0
04:00:00	4	31.3	0	0.0
05:00:00	6	16.7	0	0.0
06:00:00	5	31.5	1	37.5
07:00:00	22	16.4	3	37.5
08:00:00	38	11.4	6	37.5
09:00:00	78	6.7	6	38.3
10:00:00	102	6.0	9	38.1
11:00:00	111	4.4	7	38.2
12:00:00	90	4.9	6	37.5
13:00:00	109	5.1	10	38.0
14:00:00	93	6.0	5	38.5
15:00:00	115	4.3	4	37.5
16:00:00	115	4.8	10	38.0
17:00:00	107	6.0	13	39.8
18:00:00	98	5.9	10	38.5

19:00:00	68	7.3	8	37.5
20:00:00	63	6.9	9	37.5
21:00:00	45	10.3	6	38.3
22:00:00	52	10.7	10	39.5
23:00:00	27	13.5	5	37.5
00:00:00	19	13.4	1	42.5
01:00:00	9	21.7	2	40.0
02:00:00	3	23.3	2	37.5
03:00:00	1	32.5	0	0.0
04:00:00	1	27.5	0	0.0
05:00:00	7	23.6	1	37.5
06:00:00	8	25.9	1	37.5
07:00:00	11	12.5	0	0.0
08:00:00	20	12.6	0	0.0
09:00:00	49	9.0	5	39.5
10:00:00	67	7.5	4	38.8
11:00:00	95	4.8	4	38.8
12:00:00	121	4.1	4	38.8
13:00:00	104	5.9	13	38.3
14:00:00	79	7.3	6	40.0
15:00:00	96	5.4	13	37.9
16:00:00	109	5.3	8	38.1
17:00:00	68	8.2	9	38.1
18:00:00	76	6.1	7	38.2
19:00:00	43	8.4	2	37.5
20:00:00	58	8.4	9	39.2
21:00:00	28	13.8	3	39.2
22:00:00	26	15.4	3	39.2
23:00:00	13	26.7	3	39.2
00:00:00	11	25.7	2	42.5
01:00:00	2	22.5	0	0.0
02:00:00	3	25.8	0	0.0
03:00:00	4	16.3	0	0.0
04:00:00	1	27.5	0	0.0
05:00:00	13	18.3	0	0.0
06:00:00	23	12.2	1	37.5
07:00:00	93	5.9	12	39.2
08:00:00	124	4.0	5	37.5
09:00:00	96	5.3	6	39.2
10:00:00	97	4.6	4	38.8
11:00:00	86	6.3	4	38.8
12:00:00	114	4.1	6	37.5
13:00:00	110	4.7	5	38.5
14:00:00	127	4.9	12	38.3
15:00:00	138	3.5	5	37.5
16:00:00	132	4.0	8	37.5
17:00:00	157	3.9	13	38.7
18:00:00	126	4.4	12	38.3
19:00:00	96	5.0	7	37.5

20:00:00	79	7.1	11	38.0
21:00:00	46	10.1	8	37.5
22:00:00	36	11.9	4	38.8
23:00:00	17	17.9	4	38.8
00:00:00	7	26.1	0	0.0
01:00:00	7	28.2	1	37.5
02:00:00	5	31.5	2	42.5
03:00:00	3	19.2	0	0.0
04:00:00	3	34.2	1	42.5
05:00:00	15	16.3	1	37.5
06:00:00	28	11.9	3	39.2
07:00:00	95	6.1	15	38.2
08:00:00	134	4.0	5	39.5
09:00:00	55	6.1	3	37.5
10:00:00	0	N/A	N/A	N/A
11:00:00	0	N/A	N/A	N/A
12:00:00	0	N/A	N/A	N/A
13:00:00	0	N/A	N/A	N/A
14:00:00	0	N/A	N/A	N/A
15:00:00	0	N/A	N/A	N/A
16:00:00	0	N/A	N/A	N/A
17:00:00	0	N/A	N/A	N/A
18:00:00	0	N/A	N/A	N/A
19:00:00	0	N/A	N/A	N/A
20:00:00	0	N/A	N/A	N/A
21:00:00	0	N/A	N/A	N/A
22:00:00	0	N/A	N/A	N/A
23:00:00	0	N/A	N/A	N/A
00:00:00	0	N/A	N/A	N/A
01:00:00	0	N/A	N/A	N/A
02:00:00	0	N/A	N/A	N/A
03:00:00	0	N/A	N/A	N/A
04:00:00	0	N/A	N/A	N/A
05:00:00	0	N/A	N/A	N/A
06:00:00	0	N/A	N/A	N/A
07:00:00	0	N/A	N/A	N/A
08:00:00	0	N/A	N/A	N/A
09:00:00	0	N/A	N/A	N/A
10:00:00	0	N/A	N/A	N/A
11:00:00	0	N/A	N/A	N/A
12:00:00	0	N/A	N/A	N/A
13:00:00	0	N/A	N/A	N/A
14:00:00	0	N/A	N/A	N/A
15:00:00	0	N/A	N/A	N/A
16:00:00	0	N/A	N/A	N/A
17:00:00	0	N/A	N/A	N/A
18:00:00	0	N/A	N/A	N/A
19:00:00	0	N/A	N/A	N/A
20:00:00	0	N/A	N/A	N/A

21:00:00	0	N/A	N/A	N/A
22:00:00	0	N/A	N/A	N/A
23:00:00	0	N/A	N/A	N/A
00:00:00	0	N/A	N/A	N/A
01:00:00	0	N/A	N/A	N/A
02:00:00	0	N/A	N/A	N/A
03:00:00	0	N/A	N/A	N/A
04:00:00	0	N/A	N/A	N/A
05:00:00	0	N/A	N/A	N/A
06:00:00	0	N/A	N/A	N/A
07:00:00	0	N/A	N/A	N/A
08:00:00	0	N/A	N/A	N/A
09:00:00	0	N/A	N/A	N/A
10:00:00	0	N/A	N/A	N/A
11:00:00	0	N/A	N/A	N/A
12:00:00	0	N/A	N/A	N/A
13:00:00	0	N/A	N/A	N/A
14:00:00	0	N/A	N/A	N/A
15:00:00	0	N/A	N/A	N/A
16:00:00	0	N/A	N/A	N/A
17:00:00	0	N/A	N/A	N/A
18:00:00	0	N/A	N/A	N/A
19:00:00	0	N/A	N/A	N/A
20:00:00	0	N/A	N/A	N/A
21:00:00	0	N/A	N/A	N/A
22:00:00	0	N/A	N/A	N/A
23:00:00	0	N/A	N/A	N/A
00:00:00	0	N/A	N/A	N/A
01:00:00	0	N/A	N/A	N/A
02:00:00	0	N/A	N/A	N/A
03:00:00	0	N/A	N/A	N/A
04:00:00	0	N/A	N/A	N/A
05:00:00	0	N/A	N/A	N/A
06:00:00	0	N/A	N/A	N/A
07:00:00	0	N/A	N/A	N/A
08:00:00	0	N/A	N/A	N/A
09:00:00	0	N/A	N/A	N/A
10:00:00	0	N/A	N/A	N/A
11:00:00	0	N/A	N/A	N/A
12:00:00	0	N/A	N/A	N/A
13:00:00	0	N/A	N/A	N/A
14:00:00	0	N/A	N/A	N/A
15:00:00	0	N/A	N/A	N/A
16:00:00	0	N/A	N/A	N/A
17:00:00	0	N/A	N/A	N/A
18:00:00	0	N/A	N/A	N/A
19:00:00	0	N/A	N/A	N/A
20:00:00	0	N/A	N/A	N/A
21:00:00	0	N/A	N/A	N/A

22:00:00	0	N/A	N/A	N/A
23:00:00	0	N/A	N/A	N/A
00:00:00	0	N/A	N/A	N/A
01:00:00	0	N/A	N/A	N/A
02:00:00	0	N/A	N/A	N/A
03:00:00	0	N/A	N/A	N/A
04:00:00	0	N/A	N/A	N/A
05:00:00	0	N/A	N/A	N/A
06:00:00	0	N/A	N/A	N/A
07:00:00	0	N/A	N/A	N/A
08:00:00	0	N/A	N/A	N/A
09:00:00	0	N/A	N/A	N/A
10:00:00	0	N/A	N/A	N/A
11:00:00	0	N/A	N/A	N/A
12:00:00	0	N/A	N/A	N/A
13:00:00	0	N/A	N/A	N/A
14:00:00	0	N/A	N/A	N/A
15:00:00	0	N/A	N/A	N/A
16:00:00	0	N/A	N/A	N/A
17:00:00	0	N/A	N/A	N/A
18:00:00	0	N/A	N/A	N/A
19:00:00	0	N/A	N/A	N/A
20:00:00	0	N/A	N/A	N/A
21:00:00	0	N/A	N/A	N/A
22:00:00	0	N/A	N/A	N/A
23:00:00	0	N/A	N/A	N/A
00:00:00	0	N/A	N/A	N/A
01:00:00	0	N/A	N/A	N/A
02:00:00	0	N/A	N/A	N/A
03:00:00	0	N/A	N/A	N/A
04:00:00	0	N/A	N/A	N/A
05:00:00	0	N/A	N/A	N/A
06:00:00	0	N/A	N/A	N/A
07:00:00	0	N/A	N/A	N/A
08:00:00	0	N/A	N/A	N/A
09:00:00	0	N/A	N/A	N/A
10:00:00	0	N/A	N/A	N/A
11:00:00	0	N/A	N/A	N/A
12:00:00	0	N/A	N/A	N/A
13:00:00	0	N/A	N/A	N/A
14:00:00	0	N/A	N/A	N/A
15:00:00	0	N/A	N/A	N/A
16:00:00	0	N/A	N/A	N/A
17:00:00	0	N/A	N/A	N/A
18:00:00	0	N/A	N/A	N/A
19:00:00	0	N/A	N/A	N/A
20:00:00	0	N/A	N/A	N/A
21:00:00	0	N/A	N/A	N/A
22:00:00	0	N/A	N/A	N/A

23:00:00	0	N/A	N/A	N/A
00:00:00	0	N/A	N/A	N/A
01:00:00	0	N/A	N/A	N/A
02:00:00	0	N/A	N/A	N/A
03:00:00	0	N/A	N/A	N/A
04:00:00	0	N/A	N/A	N/A
05:00:00	0	N/A	N/A	N/A
06:00:00	0	N/A	N/A	N/A
07:00:00	0	N/A	N/A	N/A
08:00:00	0	N/A	N/A	N/A
09:00:00	0	N/A	N/A	N/A
10:00:00	0	N/A	N/A	N/A
11:00:00	0	N/A	N/A	N/A
12:00:00	0	N/A	N/A	N/A
13:00:00	0	N/A	N/A	N/A
14:00:00	0	N/A	N/A	N/A
15:00:00	0	N/A	N/A	N/A
16:00:00	0	N/A	N/A	N/A
17:00:00	0	N/A	N/A	N/A
18:00:00	0	N/A	N/A	N/A
19:00:00	0	N/A	N/A	N/A
20:00:00	0	N/A	N/A	N/A
21:00:00	0	N/A	N/A	N/A
22:00:00	0	N/A	N/A	N/A
23:00:00	0	N/A	N/A	N/A
00:00:00	0	N/A	N/A	N/A
01:00:00	0	N/A	N/A	N/A
02:00:00	0	N/A	N/A	N/A
03:00:00	0	N/A	N/A	N/A
04:00:00	0	N/A	N/A	N/A
05:00:00	0	N/A	N/A	N/A
06:00:00	0	N/A	N/A	N/A
07:00:00	0	N/A	N/A	N/A
08:00:00	0	N/A	N/A	N/A
09:00:00	0	N/A	N/A	N/A
10:00:00	0	N/A	N/A	N/A
11:00:00	0	N/A	N/A	N/A
12:00:00	0	N/A	N/A	N/A
13:00:00	0	N/A	N/A	N/A
14:00:00	0	N/A	N/A	N/A
15:00:00	0	N/A	N/A	N/A
16:00:00	0	N/A	N/A	N/A
17:00:00	0	N/A	N/A	N/A
18:00:00	0	N/A	N/A	N/A
19:00:00	0	N/A	N/A	N/A
20:00:00	0	N/A	N/A	N/A
21:00:00	0	N/A	N/A	N/A
22:00:00	0	N/A	N/A	N/A
23:00:00	0	N/A	N/A	N/A

Incoming Histogram
2025 August Westfield Road (anchor)

from Mon-Jun-23-2025-11-00-AM to Wed-Aug-13-2025-09-59-AM

Date	Starting Hr:min	<15	15 to <20	20 to <25	25 to <30	30 to <35	35 to <40	40 to <45	45 to <50	50 to <55	55 to <60	60 to <65	65 to <70	70 to <75	75 to <80	80 to <85	85 to <90	90 to <95	95 to <100	100 to >105	Total Counts	Avg Speed (MPH)	85pct Speed	10MPH Pace	% in pace	# of Speeders	% Speeders
23/06/2025	00:00	*	*	*	*	*	*	*	*	*	*	*	*	*	*	*	*	*	*	*	*	*	*	*	*	*	*
23/06/2025	01:00	*	*	*	*	*	*	*	*	*	*	*	*	*	*	*	*	*	*	*	*	*	*	*	*	*	*
23/06/2025	02:00	*	*	*	*	*	*	*	*	*	*	*	*	*	*	*	*	*	*	*	*	*	*	*	*	*	*
23/06/2025	03:00	*	*	*	*	*	*	*	*	*	*	*	*	*	*	*	*	*	*	*	*	*	*	*	*	*	*
23/06/2025	04:00	*	*	*	*	*	*	*	*	*	*	*	*	*	*	*	*	*	*	*	*	*	*	*	*	*	*
23/06/2025	05:00	*	*	*	*	*	*	*	*	*	*	*	*	*	*	*	*	*	*	*	*	*	*	*	*	*	*
23/06/2025	06:00	*	*	*	*	*	*	*	*	*	*	*	*	*	*	*	*	*	*	*	*	*	*	*	*	*	*
23/06/2025	07:00	*	*	*	*	*	*	*	*	*	*	*	*	*	*	*	*	*	*	*	*	*	*	*	*	*	*
23/06/2025	08:00	*	*	*	*	*	*	*	*	*	*	*	*	*	*	*	*	*	*	*	*	*	*	*	*	*	*
23/06/2025	09:00	*	*	*	*	*	*	*	*	*	*	*	*	*	*	*	*	*	*	*	*	*	*	*	*	*	*
23/06/2025	10:00	*	*	*	*	*	*	*	*	*	*	*	*	*	*	*	*	*	*	*	*	*	*	*	*	*	*
23/06/2025	11:00	4	5	11	24	7	0	0	0	0	0	0	0	0	0	0	0	0	0	0	51	24.9	29.8	20 to 30	68.6	*	*
23/06/2025	12:00	2	9	18	64	25	5	0	0	0	0	0	0	0	0	0	0	0	0	0	123	27.1	32.4	25 to 35	72.4	5	4.1
23/06/2025	13:00	0	3	23	65	27	2	0	0	0	0	0	0	0	0	0	0	0	0	0	120	27.5	32	25 to 35	76.7	2	1.7
23/06/2025	14:00	7	6	19	71	19	2	1	0	0	0	0	0	0	0	0	0	0	0	0	125	26.4	30.8	20 to 30	72.0	3	2.4
23/06/2025	15:00	2	18	36	61	34	5	3	0	0	0	0	0	0	0	0	0	0	0	0	159	26.7	32.6	20 to 30	61.0	8	5.0
23/06/2025	16:00	2	15	31	116	42	13	1	0	0	0	0	0	0	0	0	0	0	0	0	220	27.6	32.7	25 to 35	71.8	14	6.4
23/06/2025	17:00	2	11	46	110	46	9	1	0	0	0	0	0	0	0	0	0	0	0	0	225	27.3	32.4	20 to 30	69.3	10	4.4
23/06/2025	18:00	1	5	22	78	40	7	2	0	0	0	0	0	0	0	0	0	0	0	0	155	28.3	33.2	25 to 35	76.1	9	5.8
23/06/2025	19:00	0	3	23	46	44	6	1	0	0	0	0	0	0	0	0	0	0	0	0	123	28.7	33.8	25 to 35	73.2	7	5.7
23/06/2025	20:00	1	2	6	37	25	5	1	1	0	0	0	0	0	0	0	0	0	0	0	78	29.3	34	25 to 35	79.5	7	9.0
23/06/2025	21:00	0	0	5	24	16	3	1	0	0	0	0	0	0	0	0	0	0	0	0	49	29.5	34.1	25 to 35	81.6	4	8.2
23/06/2025	22:00	0	0	3	17	7	5	1	0	0	0	0	0	0	0	0	0	0	0	0	33	29.9	36	25 to 35	72.7	6	18.2
23/06/2025	23:00	0	0	2	3	7	1	1	0	0	0	0	0	0	0	0	0	0	0	0	14	30.8	35	25 to 35	71.4	2	14.3
24 Hr Summary		21	77	245	716	339	63	13	1	0	0	0	0	0	0	0	0	0	0	0	1475	27.6	32.9	25 to 35	71.5	77	5.2

Incoming Histogram
2025 August Westfield Road (anchor)

from Mon-Jun-23-2025-11-00-AM to Wed-Aug-13-2025-09-59-AM

Date	Starting Hr:min	<15	15 to <20	20 to <25	25 to <30	30 to <35	35 to <40	40 to <45	45 to <50	50 to <55	55 to <60	60 to <65	65 to <70	70 to <75	75 to <80	80 to <85	85 to <90	90 to <95	95 to <100	100 to >105	Total Counts	Avg Speed (MPH)	85pct Speed	10MPH Pace	% in pace	# of Speeders	% Speeders
24/06/2025	00:00	0	0	2	3	5	1	0	0	0	0	0	0	0	0	0	0	0	0	0	11	29.6	34	25 to 35	72.7	1	9.1
24/06/2025	01:00	0	0	1	0	0	1	1	0	0	0	0	0	0	0	0	0	0	0	0	3	33.7	45	35 to 45	66.7	2	66.7
24/06/2025	02:00	0	2	0	0	3	0	0	0	0	0	0	0	0	0	0	0	0	0	0	5	26.4	33.3	25 to 35	60.0	*	*
24/06/2025	03:00	1	2	2	2	0	0	0	0	0	0	0	0	0	0	0	0	0	0	0	7	20.7	27.5	15 to 25	57.1	*	*
24/06/2025	04:00	0	0	0	0	0	0	0	0	0	0	0	0	0	0	0	0	0	0	0	0	0	0	*	*	*	*
24/06/2025	05:00	0	0	3	9	2	2	1	0	0	0	0	0	0	0	0	0	0	0	0	17	29.1	35	20 to 30	70.6	3	17.6
24/06/2025	06:00	1	2	5	13	10	5	3	0	0	0	0	0	0	0	0	0	0	0	0	39	29.4	37	25 to 35	59.0	8	20.5
24/06/2025	07:00	0	6	26	69	33	7	1	0	0	0	0	0	0	0	0	0	0	0	0	142	27.9	33	25 to 35	71.8	8	5.6
24/06/2025	08:00	0	4	22	82	43	2	1	0	0	0	0	0	0	0	0	0	0	0	0	154	28.1	32.7	25 to 35	81.2	3	1.9
24/06/2025	09:00	2	0	13	54	25	5	1	0	0	0	0	0	0	0	0	0	0	0	0	100	28.4	33.2	25 to 35	79.0	6	6.0
24/06/2025	10:00	1	2	14	54	11	3	1	1	0	0	0	0	0	0	0	0	0	0	0	87	27.6	31.4	20 to 30	78.2	5	5.7
24/06/2025	11:00	1	4	19	40	20	5	0	1	0	0	0	0	0	0	0	0	0	0	0	90	27.7	33	25 to 35	66.7	6	6.7
24/06/2025	12:00	1	4	18	58	29	9	0	0	0	0	0	0	0	0	0	0	0	0	0	119	28.2	33.4	25 to 35	73.1	9	7.6
24/06/2025	13:00	3	2	26	64	21	3	2	0	0	0	0	0	0	0	0	0	0	0	0	121	27.2	31.9	20 to 30	74.4	5	4.1
24/06/2025	14:00	2	10	21	62	23	5	1	0	0	0	0	0	0	0	0	0	0	0	0	124	27	32.2	25 to 35	68.5	6	4.8
24/06/2025	15:00	4	14	33	91	31	7	0	0	0	0	0	0	0	0	0	0	0	0	0	180	26.7	31.8	20 to 30	68.9	7	3.9
24/06/2025	16:00	0	8	48	121	33	8	4	0	0	0	0	0	0	0	0	0	0	0	0	222	27.4	31.8	20 to 30	76.1	12	5.4
24/06/2025	17:00	0	11	44	123	42	13	2	0	0	0	0	0	0	0	0	0	0	0	0	235	27.6	32.6	20 to 30	71.1	15	6.4
24/06/2025	18:00	0	5	19	101	49	4	0	1	0	0	0	0	0	0	0	0	0	0	0	179	28.4	32.8	25 to 35	83.8	5	2.8
24/06/2025	19:00	0	5	13	73	30	13	0	0	0	0	0	0	0	0	0	0	0	0	0	134	28.7	33.8	25 to 35	76.9	13	9.7
24/06/2025	20:00	1	7	12	38	19	14	1	0	0	0	0	0	0	0	0	0	0	0	0	92	28.6	35.4	25 to 35	62.0	15	16.3
24/06/2025	21:00	0	1	2	28	16	3	2	0	0	0	0	0	0	0	0	0	0	0	0	52	29.7	34.1	25 to 35	84.6	5	9.6
24/06/2025	22:00	0	0	5	23	10	4	2	0	0	0	0	0	0	0	0	0	0	0	0	44	29.5	34.5	25 to 35	75.0	6	13.6
24/06/2025	23:00	0	1	1	17	1	3	1	1	0	0	0	0	0	0	0	0	0	0	0	25	29.6	36.7	20 to 30	72.0	5	20.0
24 Hr Summary		17	90	349	1125	456	117	24	4	0	0	0	0	0	0	0	0	0	0	0	2182	27.9	33	25 to 35	72.5	145	6.6

Incoming Histogram
2025 August Westfield Road (anchor)

from Mon-Jun-23-2025-11-00-AM to Wed-Aug-13-2025-09-59-AM

Date	Starting Hr:min	<15	15 to <20	20 to <25	25 to <30	30 to <35	35 to <40	40 to <45	45 to <50	50 to <55	55 to <60	60 to <65	65 to <70	70 to <75	75 to <80	80 to <85	85 to <90	90 to <95	95 to <100	100 to >105	Total Counts	Avg Speed (MPH)	85pct Speed	10MPH Pace	% in pace	# of Speeders	% Speeders
25/06/2025	00:00	0	0	2	2	1	2	0	0	0	0	0	0	0	0	0	0	0	0	0	7	29.4	37.5	20 to 30	57.1	2	28.6
25/06/2025	01:00	1	1	0	0	0	1	0	0	0	0	0	0	0	0	0	0	0	0	0	3	22	40	10 to 20	66.7	1	33.3
25/06/2025	02:00	1	1	0	1	1	0	0	1	0	0	0	0	0	0	0	0	0	0	0	5	27	35	10 to 20	40.0	1	20.0
25/06/2025	03:00	2	2	0	0	0	0	0	0	0	0	0	0	0	0	0	0	0	0	0	4	15	17.5	10 to 20	100.0	*	*
25/06/2025	04:00	0	0	0	0	0	0	0	0	0	0	0	0	0	0	0	0	0	0	0	0	0	0	*	*	*	*
25/06/2025	05:00	0	0	1	6	8	3	1	0	0	0	0	0	0	0	0	0	0	0	0	19	31.5	36.7	25 to 35	73.7	4	21.1
25/06/2025	06:00	1	0	5	24	10	8	6	0	0	0	0	0	0	0	0	0	0	0	0	54	30.8	38.8	25 to 35	63.0	14	25.9
25/06/2025	07:00	0	1	12	75	36	9	2	0	0	0	0	0	0	0	0	0	0	0	0	135	29.2	33.8	25 to 35	82.2	11	8.1
25/06/2025	08:00	2	2	25	83	41	4	2	0	0	0	0	0	0	0	0	0	0	0	0	159	28.1	32.8	25 to 35	78.0	6	3.8
25/06/2025	09:00	2	2	13	44	23	5	2	0	0	0	0	0	0	0	0	0	0	0	0	91	28.3	33.5	25 to 35	73.6	7	7.7
25/06/2025	10:00	0	1	13	50	20	4	1	0	0	0	0	0	0	0	0	0	0	0	0	89	28.3	33	25 to 35	78.7	5	5.6
25/06/2025	11:00	1	0	11	51	28	5	0	0	0	0	0	0	0	0	0	0	0	0	0	96	28.7	33.4	25 to 35	82.3	5	5.2
25/06/2025	12:00	0	2	13	58	21	5	0	0	0	0	0	0	0	0	0	0	0	0	0	99	28.2	32.6	25 to 35	79.8	5	5.1
25/06/2025	13:00	1	4	19	57	23	5	0	0	0	0	0	0	0	0	0	0	0	0	0	109	27.6	32.6	25 to 35	73.4	5	4.6
25/06/2025	14:00	2	7	12	57	29	5	2	0	0	0	0	0	0	0	0	0	0	0	0	114	28	33.3	25 to 35	75.4	7	6.1
25/06/2025	15:00	3	13	31	97	32	3	2	0	0	0	0	0	0	0	0	0	0	0	0	181	26.9	31.6	25 to 35	71.3	5	2.8
25/06/2025	16:00	2	17	27	95	50	7	0	0	0	0	0	0	0	0	0	0	0	0	0	198	27.4	32.7	25 to 35	73.2	7	3.5
25/06/2025	17:00	1	6	31	104	51	9	0	0	0	0	0	0	0	0	0	0	0	0	0	202	28	32.9	25 to 35	76.7	9	4.5
25/06/2025	18:00	0	11	36	99	48	13	0	0	0	0	0	0	0	0	0	0	0	0	0	207	27.9	33.1	25 to 35	71.0	13	6.3
25/06/2025	19:00	1	6	20	71	45	14	0	0	0	0	0	0	0	0	0	0	0	0	0	157	28.7	33.9	25 to 35	73.9	14	8.9
25/06/2025	20:00	0	3	17	37	35	6	1	1	0	0	0	0	0	0	0	0	0	0	0	100	29	34	25 to 35	72.0	8	8.0
25/06/2025	21:00	0	2	3	31	16	6	0	0	0	0	0	0	0	0	0	0	0	0	0	58	29.2	34.1	25 to 35	81.0	6	10.3
25/06/2025	22:00	0	2	10	20	11	3	1	0	0	0	0	0	0	0	0	0	0	0	0	47	28	33.6	25 to 35	66.0	4	8.5
25/06/2025	23:00	0	1	0	14	3	1	0	0	0	0	0	0	0	0	0	0	0	0	0	19	28.2	31.7	25 to 35	89.5	1	5.3
24 Hr Summary		20	84	301	1076	532	118	20	2	0	0	0	0	0	0	0	0	0	0	0	2153	28.2	33.3	25 to 35	74.7	140	6.5

Incoming Histogram
2025 August Westfield Road (anchor)

from Mon-Jun-23-2025-11-00-AM to Wed-Aug-13-2025-09-59-AM

Date	Starting Hr:min	<15	15 to <20	20 to <25	25 to <30	30 to <35	35 to <40	40 to <45	45 to <50	50 to <55	55 to <60	60 to <65	65 to <70	70 to <75	75 to <80	80 to <85	85 to <90	90 to <95	95 to <100	100 to >105	Total Counts	Avg Speed (MPH)	85pct Speed	10MPH Pace	% in pace	# of Speeders	% Speeders
26/06/2025	00:00	0	1	1	8	2	2	0	0	0	0	0	0	0	0	0	0	0	0	0	14	28.4	35	25 to 35	71.4	2	14.3
26/06/2025	01:00	1	1	0	2	1	0	0	0	0	0	0	0	0	0	0	0	0	0	0	5	23.2	30	25 to 35	60.0	*	*
26/06/2025	02:00	1	0	0	0	0	0	0	0	0	0	0	0	0	0	0	0	0	0	0	1	12	15	5 to 15	100.0	*	*
26/06/2025	03:00	2	0	0	2	1	0	0	0	0	0	0	0	0	0	0	0	0	0	0	5	22.2	30	25 to 35	60.0	*	*
26/06/2025	04:00	0	0	1	1	0	1	0	0	0	0	0	0	0	0	0	0	0	0	0	3	28.7	40	20 to 30	66.7	1	33.3
26/06/2025	05:00	1	0	2	7	4	1	0	0	0	0	0	0	0	0	0	0	0	0	0	15	27.6	33.8	25 to 35	73.3	1	6.7
26/06/2025	06:00	1	1	7	19	14	4	3	0	0	0	0	0	0	0	0	0	0	0	0	49	29.3	35	25 to 35	67.3	7	14.3
26/06/2025	07:00	2	7	20	71	40	5	4	0	0	0	0	0	0	0	0	0	0	0	0	149	28.2	33.4	25 to 35	74.5	9	6.0
26/06/2025	08:00	0	5	24	89	33	9	1	0	0	0	0	0	0	0	0	0	0	0	0	161	28.1	32.9	25 to 35	75.8	10	6.2
26/06/2025	09:00	1	2	25	47	30	7	3	0	0	0	0	0	0	0	0	0	0	0	0	115	28.3	33.8	25 to 35	67.0	10	8.7
26/06/2025	10:00	1	3	14	49	28	8	1	0	0	0	0	0	0	0	0	0	0	0	0	104	28.6	33.8	25 to 35	74.0	9	8.7
26/06/2025	11:00	1	5	11	54	20	5	1	0	0	0	0	0	0	0	0	0	0	0	0	97	27.9	32.8	25 to 35	76.3	6	6.2
26/06/2025	12:00	0	6	19	56	27	4	1	0	0	0	0	0	0	0	0	0	0	0	0	113	27.8	32.8	25 to 35	73.5	5	4.4
26/06/2025	13:00	4	6	25	64	24	11	0	0	0	0	0	0	0	0	0	0	0	0	0	134	27.4	33.1	20 to 30	66.4	11	8.2
26/06/2025	14:00	3	8	22	61	27	3	1	0	0	0	0	0	0	0	0	0	0	0	0	125	27	32.2	25 to 35	70.4	4	3.2
26/06/2025	15:00	4	13	25	85	39	10	0	0	0	0	0	0	0	0	0	0	0	0	0	176	27.4	32.9	25 to 35	70.5	10	5.7
26/06/2025	16:00	1	18	43	94	35	9	1	0	0	0	0	0	0	0	0	0	0	0	0	201	26.8	32.1	20 to 30	68.2	10	5.0
26/06/2025	17:00	2	10	36	111	54	13	0	0	0	0	0	0	0	0	0	0	0	0	0	226	27.9	33.1	25 to 35	73.0	13	5.8
26/06/2025	18:00	0	7	32	99	39	16	2	1	0	0	0	0	0	0	0	0	0	0	0	196	28.4	33.7	25 to 35	70.4	19	9.7
26/06/2025	19:00	1	0	14	52	51	11	0	0	0	0	0	0	0	0	0	0	0	0	0	129	29.6	34.2	25 to 35	79.8	11	8.5
26/06/2025	20:00	0	2	7	47	31	5	0	0	0	0	0	0	0	0	0	0	0	0	0	92	29.1	33.5	25 to 35	84.8	5	5.4
26/06/2025	21:00	0	1	15	30	24	3	0	1	0	0	0	0	0	0	0	0	0	0	0	74	28.6	33.5	25 to 35	73.0	4	5.4
26/06/2025	22:00	0	0	6	24	10	7	4	0	0	0	0	0	0	0	0	0	0	0	0	51	30.3	37.1	25 to 35	66.7	11	21.6
26/06/2025	23:00	0	2	6	23	8	5	0	0	0	0	0	0	0	0	0	0	0	0	0	44	28.3	33.8	25 to 35	70.5	5	11.4
24 Hr Summary		26	98	355	1095	542	139	22	2	0	0	0	0	0	0	0	0	0	0	0	2279	28	33.3	25 to 35	71.8	163	7.2

Incoming Histogram
2025 August Westfield Road (anchor)

from Mon-Jun-23-2025-11-00-AM to Wed-Aug-13-2025-09-59-AM

Date	Starting Hr:min	<15	15 to <20	20 to <25	25 to <30	30 to <35	35 to <40	40 to <45	45 to <50	50 to <55	55 to <60	60 to <65	65 to <70	70 to <75	75 to <80	80 to <85	85 to <90	90 to <95	95 to <100	100 to >105	Total Counts	Avg Speed (MPH)	85pct Speed	10MPH Pace	% in pace	# of Speeders	% Speeders
27/06/2025	00:00	0	0	1	4	8	3	0	0	0	0	0	0	0	0	0	0	0	0	0	16	31.4	36.7	25 to 35	75.0	3	18.8
27/06/2025	01:00	0	1	0	5	1	0	0	0	0	0	0	0	0	0	0	0	0	0	0	7	26.6	30	25 to 35	85.7	*	*
27/06/2025	02:00	0	0	0	0	0	1	0	0	0	0	0	0	0	0	0	0	0	0	0	1	37	40	30 to 40	100.0	1	100.0
27/06/2025	03:00	1	1	0	1	0	0	0	0	0	0	0	0	0	0	0	0	0	0	0	3	18.7	30	10 to 20	66.7	*	*
27/06/2025	04:00	0	0	1	0	0	0	0	0	0	0	0	0	0	0	0	0	0	0	0	1	22	25	15 to 25	100.0	*	*
27/06/2025	05:00	0	0	0	11	8	1	0	0	0	0	0	0	0	0	0	0	0	0	0	20	29.9	33.8	25 to 35	95.0	1	5.0
27/06/2025	06:00	0	2	4	14	19	2	1	0	0	0	0	0	0	0	0	0	0	0	0	42	29.5	34.2	25 to 35	78.6	3	7.1
27/06/2025	07:00	0	3	15	58	25	8	2	0	0	0	0	0	0	0	0	0	0	0	0	111	28.6	33.6	25 to 35	74.8	10	9.0
27/06/2025	08:00	0	1	14	59	35	11	0	0	0	0	0	0	0	0	0	0	0	0	0	120	29.2	34	25 to 35	78.3	11	9.2
27/06/2025	09:00	1	2	12	57	24	5	1	0	0	0	0	0	0	0	0	0	0	0	0	102	28.3	33.1	25 to 35	79.4	6	5.9
27/06/2025	10:00	0	6	24	52	13	3	0	0	0	0	0	0	0	0	0	0	0	0	0	98	26.6	30.4	20 to 30	77.6	3	3.1
27/06/2025	11:00	1	2	13	62	21	5	0	0	0	0	0	0	0	0	0	0	0	0	0	104	28	32.4	25 to 35	79.8	5	4.8
27/06/2025	12:00	0	3	18	56	25	7	1	0	0	0	0	0	0	0	0	0	0	0	0	110	28.3	33.4	25 to 35	73.6	8	7.3
27/06/2025	13:00	0	1	16	80	32	6	0	0	0	0	0	0	0	0	0	0	0	0	0	135	28.4	32.8	25 to 35	83.0	6	4.4
27/06/2025	14:00	5	9	15	59	31	7	2	0	0	0	0	0	0	0	0	0	0	0	0	128	27.6	33.4	25 to 35	70.3	9	7.0
27/06/2025	15:00	3	10	34	66	48	12	1	0	0	0	0	0	0	0	0	0	0	0	0	174	27.8	33.6	25 to 35	65.5	13	7.5
27/06/2025	16:00	2	8	33	109	50	5	0	1	0	0	0	0	0	0	0	0	0	0	0	208	27.7	32.5	25 to 35	76.4	6	2.9
27/06/2025	17:00	1	13	23	91	64	12	1	0	0	0	0	0	0	0	0	0	0	0	0	205	28.4	33.6	25 to 35	75.6	13	6.3
27/06/2025	18:00	1	2	16	63	37	14	2	0	0	0	0	0	0	0	0	0	0	0	0	135	29.2	34.5	25 to 35	74.1	16	11.9
27/06/2025	19:00	0	3	13	37	35	16	4	0	0	0	0	0	0	0	0	0	0	0	0	108	30.2	36.2	25 to 35	66.7	20	18.5
27/06/2025	20:00	0	2	6	22	20	10	5	0	0	0	0	0	0	0	0	0	0	0	0	65	30.9	37.5	25 to 35	64.6	15	23.1
27/06/2025	21:00	0	2	4	23	24	4	1	0	0	0	0	0	0	0	0	0	0	0	0	58	29.7	34.2	25 to 35	81.0	5	8.6
27/06/2025	22:00	0	1	4	13	11	3	4	0	0	0	0	0	0	0	0	0	0	0	0	36	30.6	38.3	25 to 35	66.7	7	19.4
27/06/2025	23:00	0	0	4	23	9	1	1	0	0	0	0	0	0	0	0	0	0	0	0	38	28.7	32.8	25 to 35	84.2	2	5.3
24 Hr Summary		15	72	270	965	540	136	26	1	0	0	0	0	0	0	0	0	0	0	0	2025	28.5	33.7	25 to 35	74.3	163	8.0

Incoming Histogram
2025 August Westfield Road (anchor)

from Mon-Jun-23-2025-11-00-AM to Wed-Aug-13-2025-09-59-AM

Date	Starting Hr:min	<15	15 to <20	20 to <25	25 to <30	30 to <35	35 to <40	40 to <45	45 to <50	50 to <55	55 to <60	60 to <65	65 to <70	70 to <75	75 to <80	80 to <85	85 to <90	90 to <95	95 to <100	100 to >105	Total Counts	Avg Speed (MPH)	85pct Speed	10MPH Pace	% in pace	# of Speeders	% Speeders
28/06/2025	00:00	0	1	0	10	3	5	2	0	0	0	0	0	0	0	0	0	0	0	0	21	31.3	39	25 to 35	61.9	7	33.3
28/06/2025	01:00	0	0	0	2	0	4	0	0	0	0	0	0	0	0	0	0	0	0	0	6	33.7	38.8	30 to 40	66.7	4	66.7
28/06/2025	02:00	0	0	1	2	1	0	0	0	0	0	0	0	0	0	0	0	0	0	0	4	27	30	20 to 30	75.0	*	*
28/06/2025	03:00	0	0	0	2	0	1	0	0	0	0	0	0	0	0	0	0	0	0	0	3	30.3	40	20 to 30	66.7	1	33.3
28/06/2025	04:00	0	0	0	1	1	1	0	1	0	0	0	0	0	0	0	0	0	0	0	4	35.8	40	25 to 35	50.0	2	50.0
28/06/2025	05:00	0	0	0	4	2	3	0	0	0	0	0	0	0	0	0	0	0	0	0	9	31.8	38.3	25 to 35	66.7	3	33.3
28/06/2025	06:00	0	0	1	6	2	1	2	0	0	0	0	0	0	0	0	0	0	0	0	12	31	40	25 to 35	66.7	3	25.0
28/06/2025	07:00	0	0	0	15	8	1	0	0	0	0	0	0	0	0	0	0	0	0	0	24	29.5	33.1	25 to 35	95.8	1	4.2
28/06/2025	08:00	2	2	11	32	21	7	3	0	0	0	0	0	0	0	0	0	0	0	0	78	28.9	34.5	25 to 35	67.9	10	12.8
28/06/2025	09:00	0	3	16	60	21	4	3	1	0	0	0	0	0	0	0	0	0	0	0	108	28.4	33.1	25 to 35	75.0	8	7.4
28/06/2025	10:00	4	8	21	62	31	8	0	0	0	0	0	0	0	0	0	0	0	0	0	134	27.4	33.1	25 to 35	69.4	8	6.0
28/06/2025	11:00	1	9	14	75	32	6	2	0	0	0	0	0	0	0	0	0	0	0	0	139	28	33	25 to 35	77.0	8	5.8
28/06/2025	12:00	0	2	18	67	31	9	5	0	0	0	0	0	0	0	0	0	0	0	0	132	29.1	34	25 to 35	74.2	14	10.6
28/06/2025	13:00	0	4	14	49	49	12	4	0	0	0	0	0	0	0	0	0	0	0	0	132	29.8	34.6	25 to 35	74.2	16	12.1
28/06/2025	14:00	0	6	21	71	38	7	1	0	0	0	0	0	0	0	0	0	0	0	0	144	28.2	33.2	25 to 35	75.7	8	5.6
28/06/2025	15:00	0	3	7	60	30	13	1	0	0	0	0	0	0	0	0	0	0	0	0	114	29.5	34.5	25 to 35	78.9	14	12.3
28/06/2025	16:00	0	1	14	63	35	14	3	0	0	0	0	0	0	0	0	0	0	0	0	130	29.6	34.6	25 to 35	75.4	17	13.1
28/06/2025	17:00	0	7	17	48	36	11	2	0	0	0	0	0	0	0	0	0	0	0	0	121	28.8	34.3	25 to 35	69.4	13	10.7
28/06/2025	18:00	0	0	11	34	30	11	4	1	0	0	0	0	0	0	0	0	0	0	0	91	30.5	35.9	25 to 35	70.3	16	17.6
28/06/2025	19:00	0	0	3	22	23	4	0	1	0	0	0	0	0	0	0	0	0	0	0	53	30.5	34.3	25 to 35	84.9	5	9.4
28/06/2025	20:00	0	0	6	26	17	5	2	0	0	0	0	0	0	0	0	0	0	0	0	56	29.8	34.7	25 to 35	76.8	7	12.5
28/06/2025	21:00	0	0	2	26	17	4	0	0	0	0	0	0	0	0	0	0	0	0	0	49	29.8	34.1	25 to 35	87.8	4	8.2
28/06/2025	22:00	0	0	7	17	16	2	0	1	0	0	0	0	0	0	0	0	0	0	0	43	29.4	34.1	25 to 35	76.7	3	7.0
28/06/2025	23:00	0	0	2	9	16	3	1	0	0	0	0	0	0	0	0	0	0	0	0	31	31.1	34.7	25 to 35	80.6	4	12.9
24 Hr Summary		7	46	186	763	460	136	35	5	0	0	0	0	0	0	0	0	0	0	0	1638	29.1	34.2	25 to 35	74.7	176	10.7

Incoming Histogram
2025 August Westfield Road (anchor)

from Mon-Jun-23-2025-11-00-AM to Wed-Aug-13-2025-09-59-AM

Date	Starting Hr:min	<15	15 to <20	20 to <25	25 to <30	30 to <35	35 to <40	40 to <45	45 to <50	50 to <55	55 to <60	60 to <65	65 to <70	70 to <75	75 to <80	80 to <85	85 to <90	90 to <95	95 to <100	100 to >105	Total Counts	Avg Speed (MPH)	85pct Speed	10MPH Pace	% in pace	# of Speeders	% Speeders
29/06/2025	00:00	0	1	0	13	14	4	1	0	0	0	0	0	0	0	0	0	0	0	0	33	30.8	35	25 to 35	81.8	5	15.2
29/06/2025	01:00	0	0	1	6	5	2	1	0	0	0	0	0	0	0	0	0	0	0	0	15	30.9	37.5	25 to 35	73.3	3	20.0
29/06/2025	02:00	0	0	0	4	1	1	0	0	0	0	0	0	0	0	0	0	0	0	0	6	29.7	35	25 to 35	83.3	1	16.7
29/06/2025	03:00	0	0	0	1	0	1	0	0	0	0	0	0	0	0	0	0	0	0	0	2	32	40	20 to 30	50.0	1	50.0
29/06/2025	04:00	0	0	0	0	0	0	0	0	0	0	0	0	0	0	0	0	0	0	0	0	0	0	*	*	*	*
29/06/2025	05:00	1	0	1	5	2	1	1	0	0	0	0	0	0	0	0	0	0	0	0	11	28.6	35	25 to 35	63.6	2	18.2
29/06/2025	06:00	0	0	0	3	1	3	0	0	0	0	0	0	0	0	0	0	0	0	0	7	32.1	38.3	25 to 35	57.1	3	42.9
29/06/2025	07:00	0	1	1	6	5	3	0	0	0	0	0	0	0	0	0	0	0	0	0	16	29.8	36.7	25 to 35	68.8	3	18.8
29/06/2025	08:00	0	0	10	15	12	4	1	0	0	0	0	0	0	0	0	0	0	0	0	42	29	34.6	25 to 35	64.3	5	11.9
29/06/2025	09:00	1	4	12	33	22	2	2	0	0	0	0	0	0	0	0	0	0	0	0	76	28	33.4	25 to 35	72.4	4	5.3
29/06/2025	10:00	1	7	14	45	19	6	0	0	0	0	0	0	0	0	0	0	0	0	0	92	27.5	32.9	25 to 35	69.6	6	6.5
29/06/2025	11:00	1	9	18	71	45	6	0	0	0	0	0	0	0	0	0	0	0	0	0	150	28.1	33.2	25 to 35	77.3	6	4.0
29/06/2025	12:00	0	2	18	69	37	10	1	0	0	0	0	0	0	0	0	0	0	0	0	137	28.9	33.6	25 to 35	77.4	11	8.0
29/06/2025	13:00	1	5	9	46	37	12	4	1	0	0	0	0	0	0	0	0	0	0	0	115	29.8	35	25 to 35	72.2	17	14.8
29/06/2025	14:00	0	2	20	58	30	10	0	1	0	0	0	0	0	0	0	0	0	0	0	121	28.7	33.8	25 to 35	72.7	11	9.1
29/06/2025	15:00	0	4	12	55	16	10	3	0	0	0	0	0	0	0	0	0	0	0	0	100	28.7	34.4	25 to 35	71.0	13	13.0
29/06/2025	16:00	0	5	14	69	29	9	0	0	1	0	0	0	0	0	0	0	0	0	0	127	28.6	33.4	25 to 35	77.2	10	7.9
29/06/2025	17:00	0	1	10	40	27	3	4	0	0	0	0	0	0	0	0	0	0	0	0	85	29.4	33.9	25 to 35	78.8	7	8.2
29/06/2025	18:00	0	3	7	34	27	11	1	0	0	0	0	0	0	0	0	0	0	0	0	83	29.8	35	25 to 35	73.5	12	14.5
29/06/2025	19:00	0	1	10	19	14	7	3	1	0	0	0	0	0	0	0	0	0	0	0	55	30.1	37.1	25 to 35	60.0	11	20.0
29/06/2025	20:00	0	1	5	24	15	9	1	0	0	0	0	0	0	0	0	0	0	0	0	55	30	36.1	25 to 35	70.9	10	18.2
29/06/2025	21:00	0	0	4	22	19	5	0	0	0	0	0	0	0	0	0	0	0	0	0	50	29.9	34.2	25 to 35	82.0	5	10.0
29/06/2025	22:00	0	0	5	24	12	2	0	1	0	0	0	0	0	0	0	0	0	0	0	44	29.1	33.3	25 to 35	81.8	3	6.8
29/06/2025	23:00	0	0	1	8	3	1	1	0	0	0	0	0	0	0	0	0	0	0	0	14	29.8	35	25 to 35	78.6	2	14.3
24 Hr Summary		5	46	172	670	392	122	24	4	1	0	0	0	0	0	0	0	0	0	0	1436	29	34.2	25 to 35	74.0	151	10.5

Incoming Histogram
2025 August Westfield Road (anchor)

from Mon-Jun-23-2025-11-00-AM to Wed-Aug-13-2025-09-59-AM

Date	Starting Hr:min	<15	15 to <20	20 to <25	25 to <30	30 to <35	35 to <40	40 to <45	45 to <50	50 to <55	55 to <60	60 to <65	65 to <70	70 to <75	75 to <80	80 to <85	85 to <90	90 to <95	95 to <100	100 to >105	Total Counts	Avg Speed (MPH)	85pct Speed	10MPH Pace	% in pace	# of Speeders	% Speeders
30/06/2025	00:00	0	1	0	5	3	0	0	1	0	0	0	0	0	0	0	0	0	0	0	10	29.6	33.3	25 to 35	80.0	1	10.0
30/06/2025	01:00	0	0	0	0	1	1	0	0	0	0	0	0	0	0	0	0	0	0	0	2	34.5	40	30 to 40	100.0	1	50.0
30/06/2025	02:00	1	0	0	1	1	0	0	0	0	0	0	0	0	0	0	0	0	0	0	3	23.7	35	25 to 35	66.7	*	*
30/06/2025	03:00	3	1	0	0	0	0	0	0	0	0	0	0	0	0	0	0	0	0	0	4	13.5	15	10 to 20	100.0	*	*
30/06/2025	04:00	0	0	0	2	0	0	0	0	0	0	0	0	0	0	0	0	0	0	0	2	27	30	20 to 30	100.0	*	*
30/06/2025	05:00	1	1	0	9	5	2	0	0	0	0	0	0	0	0	0	0	0	0	0	18	28.4	34	25 to 35	77.8	2	11.1
30/06/2025	06:00	1	2	2	17	13	6	3	0	0	0	0	0	0	0	0	0	0	0	0	44	30.2	36.7	25 to 35	68.2	9	20.5
30/06/2025	07:00	1	3	22	75	32	12	0	0	0	0	0	0	0	0	0	0	0	0	0	145	28.3	33.4	25 to 35	73.8	12	8.3
30/06/2025	08:00	0	3	23	90	42	6	2	0	0	0	0	0	0	0	0	0	0	0	0	166	28.4	33	25 to 35	79.5	8	4.8
30/06/2025	09:00	1	5	15	67	29	9	0	0	0	0	0	0	0	0	0	0	0	0	0	126	28.2	33.3	25 to 35	76.2	9	7.1
30/06/2025	10:00	4	5	17	42	22	5	0	0	0	0	0	0	0	0	0	0	0	0	0	95	27.1	33	25 to 35	67.4	5	5.3
30/06/2025	11:00	1	3	19	43	19	4	1	0	0	0	0	0	0	0	0	0	0	0	0	90	27.6	32.6	20 to 30	68.9	5	5.6
30/06/2025	12:00	1	3	19	57	20	4	1	1	0	0	0	0	0	0	0	0	0	0	0	106	27.8	32.5	25 to 35	72.6	6	5.7
30/06/2025	13:00	1	2	8	54	23	3	1	0	0	0	0	0	0	0	0	0	0	0	0	92	28.4	32.8	25 to 35	83.7	4	4.3
30/06/2025	14:00	3	15	19	64	23	4	1	0	1	0	0	0	0	0	0	0	0	0	0	130	26.7	32	25 to 35	66.9	6	4.6
30/06/2025	15:00	2	4	25	85	55	5	0	0	0	0	0	0	0	0	0	0	0	0	0	176	28.2	33.1	25 to 35	79.5	5	2.8
30/06/2025	16:00	1	8	18	69	46	8	3	0	0	0	0	0	0	0	0	0	0	0	0	153	28.6	33.7	25 to 35	75.2	11	7.2
30/06/2025	17:00	0	7	34	102	62	13	0	0	0	0	0	0	0	0	0	0	0	0	0	218	28.4	33.4	25 to 35	75.2	13	6.0
30/06/2025	18:00	0	3	19	74	39	14	2	0	0	0	0	0	0	0	0	0	0	0	0	151	29	34.1	25 to 35	74.8	16	10.6
30/06/2025	19:00	1	0	8	30	38	11	5	0	0	0	0	0	0	0	0	0	0	0	0	93	30.9	35.9	25 to 35	73.1	16	17.2
30/06/2025	20:00	0	0	9	36	19	2	2	0	0	0	0	0	0	0	0	0	0	0	0	68	28.9	33.4	25 to 35	80.9	4	5.9
30/06/2025	21:00	0	0	6	26	21	3	1	0	0	0	0	0	0	0	0	0	0	0	0	57	29.5	33.8	25 to 35	82.5	4	7.0
30/06/2025	22:00	0	1	4	13	15	3	1	0	0	1	0	0	0	0	0	0	0	0	0	38	30.5	34.7	25 to 35	73.7	5	13.2
30/06/2025	23:00	0	0	1	7	7	1	0	0	0	0	0	0	0	0	0	0	0	0	0	16	29.8	34.3	25 to 35	87.5	1	6.3
24 Hr Summary		22	67	268	968	535	116	23	2	1	1	0	0	0	0	0	0	0	0	0	2003	28.4	33.5	25 to 35	75.0	143	7.1

Incoming Histogram
2025 August Westfield Road (anchor)

from Mon-Jun-23-2025-11-00-AM to Wed-Aug-13-2025-09-59-AM

Date	Starting Hr:min	<15	15 to <20	20 to <25	25 to <30	30 to <35	35 to <40	40 to <45	45 to <50	50 to <55	55 to <60	60 to <65	65 to <70	70 to <75	75 to <80	80 to <85	85 to <90	90 to <95	95 to <100	100 to >105	Total Counts	Avg Speed (MPH)	85pct Speed	10MPH Pace	% in pace	# of Speeders	% Speeders
01/07/2025	00:00	0	0	0	2	1	3	0	1	0	0	0	0	0	0	0	0	0	0	0	7	35.1	40	30 to 40	57.1	4	57.1
01/07/2025	01:00	2	0	0	2	0	1	0	1	0	0	0	0	0	0	0	0	0	0	0	6	27.3	40	5 to 15	33.3	2	33.3
01/07/2025	02:00	1	0	3	1	1	0	0	0	0	0	0	0	0	0	0	0	0	0	0	6	23	30	20 to 30	66.7	*	*
01/07/2025	03:00	1	0	1	2	1	0	0	0	0	0	0	0	0	0	0	0	0	0	0	5	24	30	20 to 30	60.0	*	*
01/07/2025	04:00	0	0	0	1	0	0	0	0	0	0	0	0	0	0	0	0	0	0	0	1	27	30	20 to 30	100.0	*	*
01/07/2025	05:00	2	0	4	7	5	0	1	0	0	0	0	0	0	0	0	0	0	0	0	19	26.7	33	25 to 35	63.2	1	5.3
01/07/2025	06:00	1	0	4	15	16	3	0	0	0	0	0	0	0	0	0	0	0	0	0	39	29.3	34.1	25 to 35	79.5	3	7.7
01/07/2025	07:00	1	2	23	77	32	4	0	1	0	0	0	0	0	0	0	0	0	0	0	140	28	32.5	25 to 35	77.9	5	3.6
01/07/2025	08:00	2	5	28	68	36	10	3	0	0	0	0	0	0	0	0	0	0	0	0	152	28.1	33.6	25 to 35	68.4	13	8.6
01/07/2025	09:00	0	9	17	49	28	8	1	0	0	0	0	0	0	0	0	0	0	0	0	112	28	33.6	25 to 35	68.8	9	8.0
01/07/2025	10:00	0	4	18	42	15	3	0	0	0	0	0	0	0	0	0	0	0	0	0	82	27.1	32	20 to 30	73.2	3	3.7
01/07/2025	11:00	4	3	14	50	16	2	0	0	0	0	0	0	0	0	0	0	0	0	0	89	26.7	31.6	25 to 35	74.2	2	2.2
01/07/2025	12:00	0	7	17	60	24	5	2	0	0	0	0	0	0	0	0	0	0	0	0	115	27.9	32.9	25 to 35	73.0	7	6.1
01/07/2025	13:00	5	6	15	73	24	6	1	0	0	0	0	0	0	0	0	0	0	0	0	130	27.3	32.3	25 to 35	74.6	7	5.4
01/07/2025	14:00	4	6	11	59	24	6	1	0	0	0	0	0	0	0	0	0	0	0	0	111	27.6	32.9	25 to 35	74.8	7	6.3
01/07/2025	15:00	1	10	27	83	46	7	0	0	0	0	0	0	0	0	0	0	0	0	0	174	27.7	32.9	25 to 35	74.1	7	4.0
01/07/2025	16:00	4	5	35	86	47	11	0	0	0	0	0	0	0	0	0	0	0	0	0	188	27.8	33.2	25 to 35	70.7	11	5.9
01/07/2025	17:00	1	8	28	116	61	12	2	0	0	0	0	0	0	0	0	0	0	0	0	228	28.4	33.4	25 to 35	77.6	14	6.1
01/07/2025	18:00	2	6	27	69	54	17	1	0	0	0	0	0	0	0	0	0	0	0	0	176	28.8	34.3	25 to 35	69.9	18	10.2
01/07/2025	19:00	0	0	12	48	32	7	3	0	0	0	0	0	0	0	0	0	0	0	0	102	29.5	34.2	25 to 35	78.4	10	9.8
01/07/2025	20:00	0	9	16	28	25	9	2	1	0	0	0	0	0	0	0	0	0	0	0	90	28.5	34.6	25 to 35	58.9	12	13.3
01/07/2025	21:00	0	2	8	26	19	3	1	0	0	0	0	0	0	0	0	0	0	0	0	59	28.7	33.7	25 to 35	76.3	4	6.8
01/07/2025	22:00	0	0	8	17	12	2	1	0	0	0	0	0	0	0	0	0	0	0	0	40	28.8	33.8	25 to 35	72.5	3	7.5
01/07/2025	23:00	0	0	2	12	9	5	1	0	1	0	0	0	0	0	0	0	0	0	0	30	31.5	38	25 to 35	70.0	7	23.3
24 Hr Summary		31	82	318	993	528	124	20	4	1	0	0	0	0	0	0	0	0	0	0	2101	28.1	33.4	25 to 35	72.4	149	7.1

Incoming Histogram
2025 August Westfield Road (anchor)

from Mon-Jun-23-2025-11-00-AM to Wed-Aug-13-2025-09-59-AM

Date	Starting Hr:min	<15	15 to <20	20 to <25	25 to <30	30 to <35	35 to <40	40 to <45	45 to <50	50 to <55	55 to <60	60 to <65	65 to <70	70 to <75	75 to <80	80 to <85	85 to <90	90 to <95	95 to <100	100 to >105	Total Counts	Avg Speed (MPH)	85pct Speed	10MPH Pace	% in pace	# of Speeders	% Speeders
02/07/2025	00:00	0	2	2	3	3	1	0	0	0	0	0	0	0	0	0	0	0	0	0	11	26.7	33.3	25 to 35	54.5	1	9.1
02/07/2025	01:00	3	0	0	1	2	0	1	0	0	0	0	0	0	0	0	0	0	0	0	7	24.3	35	5 to 15	42.9	1	14.3
02/07/2025	02:00	0	0	0	0	2	0	0	0	0	0	0	0	0	0	0	0	0	0	0	2	32	35	25 to 35	100.0	*	*
02/07/2025	03:00	0	0	1	1	0	1	0	0	0	0	0	0	0	0	0	0	0	0	0	3	28.7	40	20 to 30	66.7	1	33.3
02/07/2025	04:00	0	0	1	1	0	1	0	0	0	0	0	0	0	0	0	0	0	0	0	3	28.7	40	20 to 30	66.7	1	33.3
02/07/2025	05:00	0	2	2	11	4	1	0	0	0	0	0	0	0	0	0	0	0	0	0	20	27.3	32.5	25 to 35	75.0	1	5.0
02/07/2025	06:00	0	1	2	15	13	6	1	1	0	0	0	0	0	0	0	0	0	0	0	39	31	36.7	25 to 35	71.8	8	20.5
02/07/2025	07:00	1	2	22	64	37	7	1	0	0	0	0	0	0	0	0	0	0	0	0	134	28.4	33.4	25 to 35	75.4	8	6.0
02/07/2025	08:00	0	7	27	75	31	9	0	0	0	0	0	0	0	0	0	0	0	0	0	149	27.7	32.9	25 to 35	71.1	9	6.0
02/07/2025	09:00	0	2	22	39	21	8	1	0	0	0	0	0	0	0	0	0	0	0	0	93	28.2	33.8	20 to 30	65.6	9	9.7
02/07/2025	10:00	1	4	15	49	23	2	2	0	0	0	0	0	0	0	0	0	0	0	0	96	27.8	32.8	25 to 35	75.0	4	4.2
02/07/2025	11:00	1	12	12	65	25	4	1	0	0	0	0	0	0	0	0	0	0	0	0	120	27.3	32.4	25 to 35	75.0	5	4.2
02/07/2025	12:00	1	5	27	71	21	5	0	0	0	0	0	0	0	0	0	0	0	0	0	130	27.1	31.4	20 to 30	75.4	5	3.8
02/07/2025	13:00	2	4	23	64	26	4	1	0	0	0	0	0	0	0	0	0	0	0	0	124	27.5	32.3	25 to 35	72.6	5	4.0
02/07/2025	14:00	2	10	14	69	40	7	1	1	0	0	0	0	0	0	0	0	0	0	0	144	28.2	33.4	25 to 35	75.7	9	6.3
02/07/2025	15:00	2	7	23	68	36	6	0	0	0	0	0	0	0	0	0	0	0	0	0	142	27.6	32.9	25 to 35	73.2	6	4.2
02/07/2025	16:00	1	6	32	98	53	7	0	0	0	0	0	0	0	0	0	0	0	0	0	197	28	32.8	25 to 35	76.6	7	3.6
02/07/2025	17:00	1	14	31	111	57	12	0	0	0	0	0	0	0	0	0	0	0	0	0	226	27.9	33.1	25 to 35	74.3	12	5.3
02/07/2025	18:00	0	5	20	82	54	10	0	0	0	0	0	0	0	0	0	0	0	0	0	171	28.8	33.5	25 to 35	79.5	10	5.8
02/07/2025	19:00	0	6	20	58	30	16	0	0	0	0	0	0	0	0	0	0	0	0	0	130	28.6	34.3	25 to 35	67.7	16	12.3
02/07/2025	20:00	0	0	11	45	20	4	3	0	0	0	0	0	0	0	0	0	0	0	0	83	29	33.8	25 to 35	78.3	7	8.4
02/07/2025	21:00	0	0	7	21	13	7	0	1	0	0	0	0	0	0	0	0	0	0	0	49	29.9	35.7	25 to 35	69.4	8	16.3
02/07/2025	22:00	0	0	8	14	7	2	1	0	0	0	0	0	0	0	0	0	0	0	0	32	28.3	33.6	20 to 30	68.8	3	9.4
02/07/2025	23:00	0	0	1	6	8	3	0	0	0	0	0	0	0	0	0	0	0	0	0	18	30.9	35	25 to 35	77.8	3	16.7
24 Hr Summary		15	89	323	1031	526	123	13	3	0	0	0	0	0	0	0	0	0	0	0	2123	28.1	33.3	25 to 35	73.3	139	6.5

Incoming Histogram
2025 August Westfield Road (anchor)

from Mon-Jun-23-2025-11-00-AM to Wed-Aug-13-2025-09-59-AM

Date	Starting Hr:min	<15	15 to <20	20 to <25	25 to <30	30 to <35	35 to <40	40 to <45	45 to <50	50 to <55	55 to <60	60 to <65	65 to <70	70 to <75	75 to <80	80 to <85	85 to <90	90 to <95	95 to <100	100 to >105	Total Counts	Avg Speed (MPH)	85pct Speed	10MPH Pace	% in pace	# of Speeders	% Speeders
03/07/2025	00:00	0	0	0	5	6	3	0	0	0	0	0	0	0	0	0	0	0	0	0	14	31.6	36.7	25 to 35	78.6	3	21.4
03/07/2025	01:00	1	2	1	2	1	0	0	0	0	0	0	0	0	0	0	0	0	0	0	7	22.1	30	10 to 20	42.9	*	*
03/07/2025	02:00	0	0	0	1	0	1	0	0	0	0	0	0	0	0	0	0	0	0	0	2	32	40	20 to 30	50.0	1	50.0
03/07/2025	03:00	0	0	0	1	1	0	0	0	0	0	0	0	0	0	0	0	0	0	0	2	29.5	35	25 to 35	100.0	*	*
03/07/2025	04:00	0	0	0	2	1	0	1	0	0	0	0	0	0	0	0	0	0	0	0	4	32	35	25 to 35	75.0	1	25.0
03/07/2025	05:00	1	1	5	9	4	1	0	1	0	0	0	0	0	0	0	0	0	0	0	22	27.4	33.8	20 to 30	63.6	2	9.1
03/07/2025	06:00	0	3	1	17	12	8	4	0	0	0	0	0	0	0	0	0	0	0	0	45	31	38.1	25 to 35	64.4	12	26.7
03/07/2025	07:00	1	2	14	67	42	8	4	0	0	0	0	0	0	0	0	0	0	0	0	138	29.2	33.9	25 to 35	79.0	12	8.7
03/07/2025	08:00	1	3	22	61	37	11	1	0	0	0	0	0	0	0	0	0	0	0	0	136	28.6	33.9	25 to 35	72.1	12	8.8
03/07/2025	09:00	3	8	19	51	29	2	2	0	0	0	0	0	0	0	0	0	0	0	0	114	27.2	32.8	25 to 35	70.2	4	3.5
03/07/2025	10:00	1	2	11	47	24	6	1	0	0	0	0	0	0	0	0	0	0	0	0	92	28.6	33.5	25 to 35	77.2	7	7.6
03/07/2025	11:00	0	8	23	55	20	3	1	0	0	0	0	0	0	0	0	0	0	0	0	110	27	32	20 to 30	70.9	4	3.6
03/07/2025	12:00	2	12	26	61	22	3	1	0	0	0	0	0	0	0	0	0	0	0	0	127	26.5	31.6	20 to 30	68.5	4	3.1
03/07/2025	13:00	0	6	18	63	23	4	2	1	0	0	0	0	0	0	0	0	0	0	0	117	27.9	32.6	25 to 35	73.5	7	6.0
03/07/2025	14:00	5	10	25	49	26	8	0	0	0	0	0	0	0	0	0	0	0	0	0	123	26.7	33.1	25 to 35	61.0	8	6.5
03/07/2025	15:00	5	10	24	90	30	2	0	0	0	0	0	0	0	0	0	0	0	0	0	161	26.7	31.3	25 to 35	74.5	2	1.2
03/07/2025	16:00	3	9	38	88	47	8	3	0	0	0	0	0	0	0	0	0	0	0	0	196	27.6	33.1	25 to 35	68.9	11	5.6
03/07/2025	17:00	0	7	46	96	49	6	1	0	0	0	0	0	0	0	0	0	0	0	0	205	27.6	32.6	25 to 35	70.7	7	3.4
03/07/2025	18:00	6	7	19	78	44	10	1	0	0	0	0	0	0	0	0	0	0	0	0	165	27.9	33.4	25 to 35	73.9	11	6.7
03/07/2025	19:00	1	4	24	51	45	8	3	0	0	0	0	0	0	0	0	0	0	0	0	136	28.7	34	25 to 35	70.6	11	8.1
03/07/2025	20:00	1	4	14	38	36	11	0	0	0	0	0	0	0	0	0	0	0	0	0	104	29	34.3	25 to 35	71.2	11	10.6
03/07/2025	21:00	0	1	11	42	22	1	2	1	0	0	0	0	0	0	0	0	0	0	0	80	28.8	33.2	25 to 35	80.0	4	5.0
03/07/2025	22:00	0	0	5	18	13	5	0	0	0	0	0	0	0	0	0	0	0	0	0	41	29.6	34.6	25 to 35	75.6	5	12.2
03/07/2025	23:00	0	0	5	8	6	0	1	0	0	0	0	0	0	0	0	0	0	0	0	20	28.4	33.3	25 to 35	70.0	1	5.0
24 Hr Summary		31	99	351	1000	540	109	28	3	0	0	0	0	0	0	0	0	0	0	0	2161	27.9	33.3	25 to 35	71.3	140	6.5

Incoming Histogram
2025 August Westfield Road (anchor)

from Mon-Jun-23-2025-11-00-AM to Wed-Aug-13-2025-09-59-AM

Date	Starting Hr:min	<15	15 to <20	20 to <25	25 to <30	30 to <35	35 to <40	40 to <45	45 to <50	50 to <55	55 to <60	60 to <65	65 to <70	70 to <75	75 to <80	80 to <85	85 to <90	90 to <95	95 to <100	100 to >105	Total Counts	Avg Speed (MPH)	85pct Speed	10MPH Pace	% in pace	# of Speeders	% Speeders
04/07/2025	00:00	0	0	3	10	7	2	1	0	0	0	0	0	0	0	0	0	0	0	0	23	29.7	35	25 to 35	73.9	3	13.0
04/07/2025	01:00	2	0	0	1	2	1	0	0	0	0	0	0	0	0	0	0	0	0	0	6	25.7	35	25 to 35	50.0	1	16.7
04/07/2025	02:00	0	0	1	0	0	1	0	0	0	0	0	0	0	0	0	0	0	0	0	2	29.5	40	15 to 25	50.0	1	50.0
04/07/2025	03:00	1	1	1	0	2	0	0	0	0	0	0	0	0	0	0	0	0	0	0	5	23	32.5	10 to 20	40.0	*	*
04/07/2025	04:00	0	0	0	1	0	0	0	0	0	0	0	0	0	0	0	0	0	0	0	1	27	30	20 to 30	100.0	*	*
04/07/2025	05:00	2	1	3	18	4	3	1	0	0	0	0	0	0	0	0	0	0	0	0	32	27.7	33.8	25 to 35	68.8	4	12.5
04/07/2025	06:00	0	0	3	12	11	7	0	0	0	0	0	0	0	0	0	0	0	0	0	33	30.7	36.4	25 to 35	69.7	7	21.2
04/07/2025	07:00	1	4	16	60	33	10	0	0	0	0	0	0	0	0	0	0	0	0	0	124	28.5	33.6	25 to 35	75.0	10	8.1
04/07/2025	08:00	0	6	20	63	38	14	4	0	0	0	0	0	0	0	0	0	0	0	0	145	29	34.5	25 to 35	69.7	18	12.4
04/07/2025	09:00	4	7	15	59	18	10	1	0	0	0	0	0	0	0	0	0	0	0	0	114	27.4	33.3	25 to 35	67.5	11	9.6
04/07/2025	10:00	2	2	12	56	25	4	0	0	0	0	0	0	0	0	0	0	0	0	0	101	28	32.8	25 to 35	80.2	4	4.0
04/07/2025	11:00	7	9	11	65	24	3	0	0	0	0	0	0	0	0	0	0	0	0	0	119	26.6	31.9	25 to 35	74.8	3	2.5
04/07/2025	12:00	2	13	18	68	35	9	1	0	0	0	0	0	0	0	0	0	0	0	0	146	27.7	33.3	25 to 35	70.5	10	6.8
04/07/2025	13:00	0	2	13	69	35	4	0	0	0	0	0	0	0	0	0	0	0	0	0	123	28.5	33	25 to 35	84.6	4	3.3
04/07/2025	14:00	5	8	21	49	30	7	1	0	0	0	0	0	0	0	0	0	0	0	0	121	27.2	33.3	25 to 35	65.3	8	6.6
04/07/2025	15:00	2	8	34	105	30	6	1	0	0	0	0	0	0	0	0	0	0	0	0	186	27.2	31.5	20 to 30	74.7	7	3.8
04/07/2025	16:00	0	8	41	75	43	8	3	0	0	0	0	0	0	0	0	0	0	0	0	178	27.8	33.1	25 to 35	66.3	11	6.2
04/07/2025	17:00	1	13	34	94	50	9	1	0	0	0	0	0	0	0	0	0	0	0	0	202	27.7	33	25 to 35	71.3	10	5.0
04/07/2025	18:00	0	2	13	75	53	9	2	0	0	0	0	0	0	0	0	0	0	0	0	154	29.4	33.9	25 to 35	83.1	11	7.1
04/07/2025	19:00	0	3	18	53	47	13	3	1	0	0	0	0	0	0	0	0	0	0	0	138	29.7	34.6	25 to 35	72.5	17	12.3
04/07/2025	20:00	0	0	14	36	26	6	1	0	0	0	0	0	0	0	0	0	0	0	0	83	29.1	34	25 to 35	74.7	7	8.4
04/07/2025	21:00	0	0	7	29	8	2	2	0	0	0	0	0	0	0	0	0	0	0	0	48	28.5	33.1	25 to 35	77.1	4	8.3
04/07/2025	22:00	0	0	4	28	12	4	0	1	0	0	0	0	0	0	0	0	0	0	0	49	29.4	34.2	25 to 35	81.6	5	10.2
04/07/2025	23:00	0	0	10	33	13	3	0	0	0	0	0	0	0	0	0	0	0	0	0	59	28.2	32.7	25 to 35	78.0	3	5.1
24 Hr Summary		29	87	312	1059	546	135	22	2	0	0	0	0	0	0	0	0	0	0	0	2192	28.2	33.4	25 to 35	73.2	159	7.3

Incoming Histogram
2025 August Westfield Road (anchor)

from Mon-Jun-23-2025-11-00-AM to Wed-Aug-13-2025-09-59-AM

Date	Starting Hr:min	<15	15 to <20	20 to <25	25 to <30	30 to <35	35 to <40	40 to <45	45 to <50	50 to <55	55 to <60	60 to <65	65 to <70	70 to <75	75 to <80	80 to <85	85 to <90	90 to <95	95 to <100	100 to >105	Total Counts	Avg Speed (MPH)	85pct Speed	10MPH Pace	% in pace	# of Speeders	% Speeders
05/07/2025	00:00	0	0	8	16	12	3	0	0	0	0	0	0	0	0	0	0	0	0	0	39	28.7	33.8	25 to 35	71.8	3	7.7
05/07/2025	01:00	0	0	0	3	2	4	1	0	0	0	0	0	0	0	0	0	0	0	0	10	33.6	38.8	30 to 40	60.0	5	50.0
05/07/2025	02:00	0	0	0	3	1	0	1	1	0	0	0	0	0	0	0	0	0	0	0	6	33.8	45	25 to 35	66.7	2	33.3
05/07/2025	03:00	0	0	2	0	2	1	1	0	0	0	0	0	0	0	0	0	0	0	0	6	31.3	40	30 to 40	50.0	2	33.3
05/07/2025	04:00	0	0	1	2	0	2	0	0	0	0	0	0	0	0	0	0	0	0	0	5	30.2	37.5	20 to 30	60.0	2	40.0
05/07/2025	05:00	0	0	2	4	1	1	1	0	0	0	0	0	0	0	0	0	0	0	0	9	29.3	40	20 to 30	66.7	2	22.2
05/07/2025	06:00	0	0	1	4	2	2	0	0	0	0	0	0	0	0	0	0	0	0	0	9	29.9	37.5	25 to 35	66.7	2	22.2
05/07/2025	07:00	0	1	5	9	9	2	0	0	0	0	0	0	0	0	0	0	0	0	0	26	28.6	33.9	25 to 35	69.2	2	7.7
05/07/2025	08:00	0	1	2	34	17	3	0	0	0	0	0	0	0	0	0	0	0	0	0	57	29.1	33.2	25 to 35	89.5	3	5.3
05/07/2025	09:00	0	1	11	50	21	4	1	0	0	0	0	0	0	0	0	0	0	0	0	88	28.5	33.1	25 to 35	80.7	5	5.7
05/07/2025	10:00	1	4	20	67	24	4	0	0	0	0	0	0	0	0	0	0	0	0	0	120	27.5	32.1	25 to 35	75.8	4	3.3
05/07/2025	11:00	0	2	18	55	22	8	0	0	0	0	0	0	0	0	0	0	0	0	0	105	28.2	33.2	25 to 35	73.3	8	7.6
05/07/2025	12:00	0	4	20	81	35	5	3	0	0	0	0	0	0	0	0	0	0	0	0	148	28.3	33	25 to 35	78.4	8	5.4
05/07/2025	13:00	0	5	15	49	32	11	2	0	0	0	0	0	0	0	0	0	0	0	0	114	29	34.4	25 to 35	71.1	13	11.4
05/07/2025	14:00	0	5	20	58	32	6	3	0	0	0	0	0	0	0	0	0	0	0	0	124	28.4	33.4	25 to 35	72.6	9	7.3
05/07/2025	15:00	1	2	14	61	32	8	1	1	0	0	0	0	0	0	0	0	0	0	0	120	28.9	33.8	25 to 35	77.5	10	8.3
05/07/2025	16:00	0	5	20	59	30	8	1	0	0	0	0	0	0	0	0	0	0	0	0	123	28.2	33.5	25 to 35	72.4	9	7.3
05/07/2025	17:00	0	4	10	53	30	14	0	0	0	0	0	0	0	0	0	0	0	0	0	111	29.3	34.5	25 to 35	74.8	14	12.6
05/07/2025	18:00	0	1	13	41	26	9	0	0	0	0	0	0	0	0	0	0	0	0	0	90	29.1	34	25 to 35	74.4	9	10.0
05/07/2025	19:00	1	1	6	34	30	6	0	0	0	0	0	0	0	0	0	0	0	0	0	78	29.4	34	25 to 35	82.1	6	7.7
05/07/2025	20:00	0	2	6	27	20	4	1	0	0	0	0	0	0	0	0	0	0	0	0	60	29.2	34	25 to 35	78.3	5	8.3
05/07/2025	21:00	0	1	7	32	16	3	0	0	0	0	0	0	0	0	0	0	0	0	0	59	28.5	33.1	25 to 35	81.4	3	5.1
05/07/2025	22:00	0	1	6	30	13	2	0	0	0	0	0	0	0	0	0	0	0	0	0	52	28.3	32.7	25 to 35	82.7	2	3.8
05/07/2025	23:00	0	2	10	18	17	3	2	0	0	0	0	0	0	0	0	0	0	0	0	52	28.8	34.1	25 to 35	67.3	5	9.6
24 Hr Summary		3	42	217	790	426	113	18	2	0	0	0	0	0	0	0	0	0	0	0	1611	28.7	33.7	25 to 35	75.5	133	8.3

Incoming Histogram
2025 August Westfield Road (anchor)

from Mon-Jun-23-2025-11-00-AM to Wed-Aug-13-2025-09-59-AM

Date	Starting Hr:min	<15	15 to <20	20 to <25	25 to <30	30 to <35	35 to <40	40 to <45	45 to <50	50 to <55	55 to <60	60 to <65	65 to <70	70 to <75	75 to <80	80 to <85	85 to <90	90 to <95	95 to <100	100 to >105	Total Counts	Avg Speed (MPH)	85pct Speed	10MPH Pace	% in pace	# of Speeders	% Speeders
06/07/2025	00:00	0	0	3	9	9	8	0	0	0	0	0	0	0	0	0	0	0	0	0	29	31.2	37.5	25 to 35	62.1	8	27.6
06/07/2025	01:00	0	0	1	1	5	2	1	1	0	0	0	0	0	0	0	0	0	0	0	11	33.9	40	30 to 40	63.6	4	36.4
06/07/2025	02:00	0	0	0	3	2	1	1	0	0	0	0	0	0	0	0	0	0	0	0	7	32.1	40	25 to 35	71.4	2	28.6
06/07/2025	03:00	0	0	0	2	0	1	0	0	0	0	0	0	0	0	0	0	0	0	0	3	30.7	40	20 to 30	66.7	1	33.3
06/07/2025	04:00	0	0	0	1	0	0	0	0	0	0	0	0	0	0	0	0	0	0	0	1	27	30	20 to 30	100.0	*	*
06/07/2025	05:00	0	0	0	4	1	0	0	0	0	0	0	0	0	0	0	0	0	0	0	5	28.2	30	25 to 35	100.0	*	*
06/07/2025	06:00	0	0	0	2	3	2	1	0	0	0	0	0	0	0	0	0	0	0	0	8	33.6	40	25 to 35	62.5	3	37.5
06/07/2025	07:00	0	0	0	5	2	2	1	0	0	0	0	0	0	0	0	0	0	0	0	10	31.8	37.5	25 to 35	70.0	3	30.0
06/07/2025	08:00	0	1	7	24	11	3	0	0	0	0	0	0	0	0	0	0	0	0	0	46	28.3	33.2	25 to 35	76.1	3	6.5
06/07/2025	09:00	0	5	14	25	15	7	0	1	0	0	0	0	0	0	0	0	0	0	0	67	28.1	34.3	25 to 35	59.7	8	11.9
06/07/2025	10:00	0	3	12	55	23	8	1	0	1	0	0	0	0	0	0	0	0	0	0	103	28.8	33.9	25 to 35	75.7	10	9.7
06/07/2025	11:00	0	4	16	33	24	11	0	0	0	0	0	0	0	0	0	0	0	0	0	88	28.7	34.6	25 to 35	64.8	11	12.5
06/07/2025	12:00	0	3	19	71	38	5	1	0	0	0	0	0	0	0	0	0	0	0	0	137	28.4	33	25 to 35	79.6	6	4.4
06/07/2025	13:00	0	4	21	53	31	10	0	0	0	0	0	0	0	0	0	0	0	0	0	119	28.4	33.7	25 to 35	70.6	10	8.4
06/07/2025	14:00	0	3	13	55	34	8	1	0	0	0	0	0	0	0	0	0	0	0	0	114	28.9	33.8	25 to 35	78.1	9	7.9
06/07/2025	15:00	0	3	13	50	33	5	4	0	0	0	0	0	0	0	0	0	0	0	0	108	29.1	33.9	25 to 35	76.9	9	8.3
06/07/2025	16:00	0	4	17	64	32	4	0	1	0	0	0	0	0	0	0	0	0	0	0	122	28.2	33	25 to 35	78.7	5	4.1
06/07/2025	17:00	0	3	14	33	20	13	0	1	0	0	0	0	0	0	0	0	0	0	0	84	29.3	35.4	25 to 35	63.1	14	16.7
06/07/2025	18:00	0	1	8	37	27	8	1	0	0	0	0	0	0	0	0	0	0	0	0	82	29.6	34.4	25 to 35	78.0	9	11.0
06/07/2025	19:00	0	1	7	25	22	12	0	0	0	0	0	0	0	0	0	0	0	0	0	67	30.1	35.8	25 to 35	70.1	12	17.9
06/07/2025	20:00	1	2	5	22	13	5	1	0	0	0	0	0	0	0	0	0	0	0	0	49	28.8	34.6	25 to 35	71.4	6	12.2
06/07/2025	21:00	0	0	7	15	11	7	1	0	0	0	0	0	0	0	0	0	0	0	0	41	30	36.4	25 to 35	63.4	8	19.5
06/07/2025	22:00	0	1	2	10	7	4	0	1	0	0	0	0	0	0	0	0	0	0	0	25	30.3	36.2	25 to 35	68.0	5	20.0
06/07/2025	23:00	0	1	3	6	2	3	1	0	0	0	0	0	0	0	0	0	0	0	0	16	28.9	38.3	20 to 30	56.3	4	25.0
24 Hr Summary		1	39	182	605	365	129	15	5	1	0	0	0	0	0	0	0	0	0	0	1342	29	34.3	25 to 35	72.3	150	11.2

Incoming Histogram
2025 August Westfield Road (anchor)

from Mon-Jun-23-2025-11-00-AM to Wed-Aug-13-2025-09-59-AM

Date	Starting Hr:min	<15	15 to <20	20 to <25	25 to <30	30 to <35	35 to <40	40 to <45	45 to <50	50 to <55	55 to <60	60 to <65	65 to <70	70 to <75	75 to <80	80 to <85	85 to <90	90 to <95	95 to <100	100 to >105	Total Counts	Avg Speed (MPH)	85pct Speed	10MPH Pace	% in pace	# of Speeders	% Speeders
07/07/2025	00:00	0	0	1	1	4	0	0	0	0	0	0	0	0	0	0	0	0	0	0	6	29.7	33.8	25 to 35	83.3	*	*
07/07/2025	01:00	2	1	0	2	0	0	0	0	0	0	0	0	0	0	0	0	0	0	0	5	19.4	27.5	10 to 20	60.0	*	*
07/07/2025	02:00	0	0	0	1	1	0	0	0	0	0	0	0	0	0	0	0	0	0	0	2	29.5	35	25 to 35	100.0	*	*
07/07/2025	03:00	0	0	1	2	0	0	0	0	0	0	0	0	0	0	0	0	0	0	0	3	25.3	30	20 to 30	100.0	*	*
07/07/2025	04:00	0	0	0	1	0	0	0	0	0	0	0	0	0	0	0	0	0	0	0	1	27	30	20 to 30	100.0	*	*
07/07/2025	05:00	0	0	3	10	4	0	0	0	0	0	0	0	0	0	0	0	0	0	0	17	27.6	31.2	25 to 35	82.4	*	*
07/07/2025	06:00	0	1	2	15	13	3	0	0	0	0	0	0	0	0	0	0	0	0	0	34	29.6	34.2	25 to 35	82.4	3	8.8
07/07/2025	07:00	0	1	25	74	31	3	0	0	0	0	0	0	0	0	0	0	0	0	0	134	27.8	32.3	25 to 35	78.4	3	2.2
07/07/2025	08:00	0	2	16	74	39	6	0	0	0	0	0	0	0	0	0	0	0	0	0	137	28.6	33.1	25 to 35	82.5	6	4.4
07/07/2025	09:00	1	7	18	45	23	4	0	0	0	0	0	0	0	0	0	0	0	0	0	98	27.2	32.6	25 to 35	69.4	4	4.1
07/07/2025	10:00	0	0	6	49	22	4	1	0	0	0	0	0	0	0	0	0	0	0	0	82	29.1	33.4	25 to 35	86.6	5	6.1
07/07/2025	11:00	0	7	15	54	30	3	0	0	0	0	0	0	0	0	0	0	0	0	0	109	27.8	32.8	25 to 35	77.1	3	2.8
07/07/2025	12:00	4	2	11	57	31	3	0	0	0	0	0	0	0	0	0	0	0	0	0	108	27.9	32.9	25 to 35	81.5	3	2.8
07/07/2025	13:00	2	3	20	61	28	10	0	0	0	0	0	0	0	0	0	0	0	0	0	124	28.1	33.4	25 to 35	71.8	10	8.1
07/07/2025	14:00	6	8	22	62	27	5	0	0	0	0	0	0	0	0	0	0	0	0	0	130	26.7	32.2	25 to 35	68.5	5	3.8
07/07/2025	15:00	1	11	20	77	33	8	1	0	0	0	0	0	0	0	0	0	0	0	0	151	27.7	32.9	25 to 35	72.8	9	6.0
07/07/2025	16:00	2	7	27	85	47	10	1	0	0	0	0	0	0	0	0	0	0	0	0	179	28.1	33.3	25 to 35	73.7	11	6.1
07/07/2025	17:00	1	11	44	117	44	9	0	0	0	0	0	0	0	0	0	0	0	0	0	226	27.3	32.2	20 to 30	71.2	9	4.0
07/07/2025	18:00	0	5	22	82	54	8	2	1	0	0	0	0	0	0	0	0	0	0	0	174	28.8	33.6	25 to 35	78.2	11	6.3
07/07/2025	19:00	0	2	9	56	19	11	0	0	0	0	0	0	0	0	0	0	0	0	0	97	28.9	33.9	25 to 35	77.3	11	11.3
07/07/2025	20:00	0	1	6	36	24	9	3	0	0	0	0	0	0	0	0	0	0	0	0	79	30.2	35	25 to 35	75.9	12	15.2
07/07/2025	21:00	0	1	4	29	11	5	2	0	0	0	0	0	0	0	0	0	0	0	0	52	29.4	34.5	25 to 35	76.9	7	13.5
07/07/2025	22:00	0	0	2	10	12	1	1	0	0	0	0	0	0	0	0	0	0	0	0	26	30.3	34.2	25 to 35	84.6	2	7.7
07/07/2025	23:00	0	0	3	6	4	1	1	0	0	0	0	0	0	0	0	0	0	0	0	15	29.1	35	25 to 35	66.7	2	13.3
24 Hr Summary		19	70	277	1006	501	103	12	1	0	0	0	0	0	0	0	0	0	0	0	1989	28.1	33.2	25 to 35	75.8	116	5.8

Incoming Histogram
2025 August Westfield Road (anchor)

from Mon-Jun-23-2025-11-00-AM to Wed-Aug-13-2025-09-59-AM

Date	Starting Hr:min	<15	15 to <20	20 to <25	25 to <30	30 to <35	35 to <40	40 to <45	45 to <50	50 to <55	55 to <60	60 to <65	65 to <70	70 to <75	75 to <80	80 to <85	85 to <90	90 to <95	95 to <100	100 to >105	Total Counts	Avg Speed (MPH)	85pct Speed	10MPH Pace	% in pace	# of Speeders	% Speeders
08/07/2025	00:00	0	0	2	5	1	1	0	0	0	0	0	0	0	0	0	0	0	0	0	9	27.8	35	20 to 30	77.8	1	11.1
08/07/2025	01:00	2	1	0	1	0	1	0	0	0	0	0	0	0	0	0	0	0	0	0	5	21.2	30	10 to 20	60.0	1	20.0
08/07/2025	02:00	0	0	1	0	3	1	0	0	0	0	0	0	0	0	0	0	0	0	0	5	31	35	30 to 40	80.0	1	20.0
08/07/2025	03:00	0	2	0	1	1	0	0	0	0	0	0	0	0	0	0	0	0	0	0	4	23.5	30	10 to 20	50.0	*	*
08/07/2025	04:00	0	0	0	0	1	0	0	0	0	0	0	0	0	0	0	0	0	0	0	1	32	35	25 to 35	100.0	*	*
08/07/2025	05:00	1	0	1	8	6	2	0	1	0	0	0	0	0	0	0	0	0	0	0	19	30.1	35	25 to 35	73.7	3	15.8
08/07/2025	06:00	1	1	3	16	12	9	0	0	0	0	0	0	0	0	0	0	0	0	0	42	30	36.7	25 to 35	66.7	9	21.4
08/07/2025	07:00	0	4	23	82	36	5	2	0	0	0	0	0	0	0	0	0	0	0	0	152	28.1	32.8	25 to 35	77.6	7	4.6
08/07/2025	08:00	0	1	18	74	31	11	1	0	0	0	0	0	0	0	0	0	0	0	0	136	28.8	33.7	25 to 35	77.2	12	8.8
08/07/2025	09:00	1	5	25	54	18	5	1	0	0	0	0	0	0	0	0	0	0	0	0	109	27.1	32.2	20 to 30	72.5	6	5.5
08/07/2025	10:00	1	5	19	44	20	8	0	0	0	0	0	0	0	0	0	0	0	0	0	97	27.7	33.2	25 to 35	66.0	8	8.2
08/07/2025	11:00	3	4	15	59	21	3	2	0	0	0	0	0	0	0	0	0	0	0	0	107	27.5	32.4	25 to 35	74.8	5	4.7
08/07/2025	12:00	3	8	19	49	26	1	0	0	0	0	0	0	0	0	0	0	0	0	0	106	26.7	32.1	25 to 35	70.8	1	0.9
08/07/2025	13:00	1	3	13	48	22	4	1	0	0	0	0	0	0	0	0	0	0	0	0	92	28	33	25 to 35	76.1	5	5.4
08/07/2025	14:00	5	7	19	72	30	5	1	1	0	0	0	0	0	0	0	0	0	0	0	140	27.4	32.7	25 to 35	72.9	7	5.0
08/07/2025	15:00	2	10	23	84	23	10	1	0	0	0	0	0	0	0	0	0	0	0	0	153	27.4	32.4	20 to 30	69.9	11	7.2
08/07/2025	16:00	2	10	37	91	44	9	0	1	0	0	0	0	0	0	0	0	0	0	0	194	27.5	32.8	25 to 35	69.6	10	5.2
08/07/2025	17:00	2	7	30	97	52	14	1	0	0	0	0	0	0	0	0	0	0	0	0	203	28.3	33.6	25 to 35	73.4	15	7.4
08/07/2025	18:00	1	5	24	68	69	11	1	0	0	0	0	0	0	0	0	0	0	0	0	179	29.1	33.9	25 to 35	76.5	12	6.7
08/07/2025	19:00	0	3	19	64	39	6	2	1	0	0	0	0	0	0	0	0	0	0	0	134	28.8	33.6	25 to 35	76.9	9	6.7
08/07/2025	20:00	0	3	9	43	29	9	3	0	0	0	0	0	0	0	0	0	0	0	0	96	29.6	34.7	25 to 35	75.0	12	12.5
08/07/2025	21:00	0	0	3	36	13	5	1	0	0	1	0	0	0	0	0	0	0	0	0	59	29.9	34.2	25 to 35	83.1	7	11.9
08/07/2025	22:00	0	1	7	15	5	5	0	1	0	0	0	0	0	0	0	0	0	0	0	34	28.8	36	20 to 30	64.7	6	17.6
08/07/2025	23:00	0	0	2	13	5	0	1	0	1	0	0	0	0	0	0	0	0	0	0	22	29.8	34	25 to 35	81.8	2	9.1
24 Hr Summary		25	80	312	1024	507	125	18	5	1	1	0	0	0	0	0	0	0	0	0	2098	28.1	33.4	25 to 35	73.0	150	7.1

Incoming Histogram
2025 August Westfield Road (anchor)

from Mon-Jun-23-2025-11-00-AM to Wed-Aug-13-2025-09-59-AM

Date	Starting Hr:min	<15	15 to <20	20 to <25	25 to <30	30 to <35	35 to <40	40 to <45	45 to <50	50 to <55	55 to <60	60 to <65	65 to <70	70 to <75	75 to <80	80 to <85	85 to <90	90 to <95	95 to <100	100 to >105	Total Counts	Avg Speed (MPH)	85pct Speed	10MPH Pace	% in pace	# of Speeders	% Speeders
09/07/2025	00:00	0	0	2	7	4	0	0	0	0	0	0	0	0	0	0	0	0	0	0	13	28.2	32.5	25 to 35	84.6	*	*
09/07/2025	01:00	2	0	0	2	1	0	0	0	0	0	0	0	0	0	0	0	0	0	0	5	22.4	30	25 to 35	60.0	*	*
09/07/2025	02:00	0	1	0	1	0	1	0	0	0	0	0	0	0	0	0	0	0	0	0	3	27	40	10 to 20	33.3	1	33.3
09/07/2025	03:00	0	0	0	0	0	0	0	0	0	0	0	0	0	0	0	0	0	0	0	0	0	0	*	*	*	*
09/07/2025	04:00	0	0	1	0	0	0	0	0	0	0	0	0	0	0	0	0	0	0	0	1	22	25	15 to 25	100.0	*	*
09/07/2025	05:00	0	0	2	6	8	2	0	0	0	0	0	0	0	0	0	0	0	0	0	18	30.1	34.4	25 to 35	77.8	2	11.1
09/07/2025	06:00	0	2	9	21	8	6	1	0	0	0	0	0	0	0	0	0	0	0	0	47	28.5	35	20 to 30	63.8	7	14.9
09/07/2025	07:00	1	2	20	78	43	9	0	1	0	0	0	0	0	0	0	0	0	0	0	154	28.7	33.5	25 to 35	78.6	10	6.5
09/07/2025	08:00	2	3	21	77	27	6	1	0	0	0	0	0	0	0	0	0	0	0	0	137	27.8	32.4	25 to 35	75.9	7	5.1
09/07/2025	09:00	1	5	17	60	18	6	0	1	0	0	0	0	0	0	0	0	0	0	0	108	27.6	32.5	25 to 35	72.2	7	6.5
09/07/2025	10:00	2	1	13	54	30	6	1	0	0	0	0	0	0	0	0	0	0	0	0	107	28.6	33.5	25 to 35	78.5	7	6.5
09/07/2025	11:00	2	2	11	41	27	4	0	0	0	0	0	0	0	0	0	0	0	0	0	87	28.3	33.3	25 to 35	78.2	4	4.6
09/07/2025	12:00	0	8	24	63	18	2	0	0	0	0	0	0	0	0	0	0	0	0	0	115	26.7	30.8	20 to 30	75.7	2	1.7
09/07/2025	13:00	1	3	19	64	30	4	1	0	0	0	0	0	0	0	0	0	0	0	0	122	28	32.8	25 to 35	77.0	5	4.1
09/07/2025	14:00	6	5	14	51	31	3	1	0	0	0	0	0	0	0	0	0	0	0	0	111	27.4	32.9	25 to 35	73.9	4	3.6
09/07/2025	15:00	3	7	28	85	44	4	0	0	0	0	0	0	0	0	0	0	0	0	0	171	27.5	32.5	25 to 35	75.4	4	2.3
09/07/2025	16:00	6	17	36	98	47	7	0	0	0	0	0	0	0	0	0	0	0	0	0	211	26.8	32.3	25 to 35	68.7	7	3.3
09/07/2025	17:00	1	9	38	121	39	8	1	0	0	0	0	0	0	0	0	0	0	0	0	217	27.4	31.9	25 to 35	73.7	9	4.1
09/07/2025	18:00	0	0	17	79	56	13	2	1	0	0	0	0	0	0	0	0	0	0	0	168	29.7	34.2	25 to 35	80.4	16	9.5
09/07/2025	19:00	0	1	6	53	40	16	2	0	0	0	0	0	0	0	0	0	0	0	0	118	30.4	35	25 to 35	78.8	18	15.3
09/07/2025	20:00	0	1	9	45	23	7	3	0	0	1	0	0	0	0	0	0	0	0	0	89	29.7	34.6	25 to 35	76.4	11	12.4
09/07/2025	21:00	0	1	7	20	18	7	2	1	0	0	0	0	0	0	0	0	0	0	0	56	30.3	36.4	25 to 35	67.9	10	17.9
09/07/2025	22:00	0	0	9	18	11	7	0	1	0	0	0	0	0	0	0	0	0	0	0	46	29.6	35.7	25 to 35	63.0	8	17.4
09/07/2025	23:00	0	0	3	10	3	3	0	0	0	0	0	0	0	0	0	0	0	0	0	19	28.9	35	20 to 30	68.4	3	15.8
24 Hr Summary		27	68	306	1054	526	121	15	5	0	1	0	0	0	0	0	0	0	0	0	2123	28.2	33.3	25 to 35	74.4	142	6.7

Incoming Histogram
2025 August Westfield Road (anchor)

from Mon-Jun-23-2025-11-00-AM to Wed-Aug-13-2025-09-59-AM

Date	Starting Hr:min	<15	15 to <20	20 to <25	25 to <30	30 to <35	35 to <40	40 to <45	45 to <50	50 to <55	55 to <60	60 to <65	65 to <70	70 to <75	75 to <80	80 to <85	85 to <90	90 to <95	95 to <100	100 to >105	Total Counts	Avg Speed (MPH)	85pct Speed	10MPH Pace	% in pace	# of Speeders	% Speeders
10/07/2025	00:00	0	0	1	4	1	2	1	0	0	0	0	0	0	0	0	0	0	0	0	9	31	40	20 to 30	55.6	3	33.3
10/07/2025	01:00	0	0	1	0	0	0	0	0	0	0	0	0	0	0	0	0	0	0	0	1	22	25	15 to 25	100.0	*	*
10/07/2025	02:00	1	0	0	1	0	1	0	0	0	0	0	0	0	0	0	0	0	0	0	3	25.3	40	5 to 15	33.3	1	33.3
10/07/2025	03:00	1	1	0	0	0	0	0	0	0	0	0	0	0	0	0	0	0	0	0	2	14.5	20	10 to 20	100.0	*	*
10/07/2025	04:00	0	0	1	0	1	0	0	0	0	0	0	0	0	0	0	0	0	0	0	2	27	35	15 to 25	50.0	*	*
10/07/2025	05:00	0	0	0	9	2	5	1	0	0	0	0	0	0	0	0	0	0	0	0	17	31.7	38	25 to 35	64.7	6	35.3
10/07/2025	06:00	0	0	3	18	12	3	1	0	0	0	0	0	0	0	0	0	0	0	0	37	29.8	34.2	25 to 35	81.1	4	10.8
10/07/2025	07:00	0	1	12	79	31	10	2	0	0	0	0	0	0	0	0	0	0	0	0	135	29.1	33.7	25 to 35	81.5	12	8.9
10/07/2025	08:00	0	7	25	82	34	9	2	0	0	0	0	0	0	0	0	0	0	0	0	159	28.1	33.1	25 to 35	73.0	11	6.9
10/07/2025	09:00	1	1	15	53	34	6	1	0	0	0	0	0	0	0	0	0	0	0	0	111	28.8	33.5	25 to 35	78.4	7	6.3
10/07/2025	10:00	1	3	18	53	30	9	0	0	0	0	0	0	0	0	0	0	0	0	0	114	28.4	33.7	25 to 35	72.8	9	7.9
10/07/2025	11:00	0	3	17	43	24	4	0	0	0	0	0	0	0	0	0	0	0	0	0	91	27.9	32.9	25 to 35	73.6	4	4.4
10/07/2025	12:00	1	3	18	63	29	4	0	0	0	0	0	0	0	0	0	0	0	0	0	118	27.9	32.6	25 to 35	78.0	4	3.4
10/07/2025	13:00	0	5	12	68	23	10	0	0	0	0	0	0	0	0	0	0	0	0	0	118	28.3	33.3	25 to 35	77.1	10	8.5
10/07/2025	14:00	5	7	14	67	22	5	1	0	0	0	0	0	0	0	0	0	0	0	0	121	27.1	32.3	25 to 35	73.6	6	5.0
10/07/2025	15:00	1	12	26	82	35	11	2	0	0	0	0	0	0	0	0	0	0	0	0	169	27.8	33.3	25 to 35	69.2	13	7.7
10/07/2025	16:00	1	7	26	98	51	16	3	0	1	0	0	0	0	0	0	0	0	0	0	203	28.8	34	25 to 35	73.4	20	9.9
10/07/2025	17:00	2	5	24	86	56	13	1	1	0	0	0	0	0	0	0	0	0	0	0	188	28.8	33.8	25 to 35	75.5	15	8.0
10/07/2025	18:00	1	6	27	78	46	14	1	1	0	0	0	0	0	0	0	0	0	0	0	174	28.6	33.9	25 to 35	71.3	16	9.2
10/07/2025	19:00	0	2	13	50	45	14	1	0	0	0	0	0	0	0	0	0	0	0	0	125	29.8	34.6	25 to 35	76.0	15	12.0
10/07/2025	20:00	0	2	13	43	21	8	2	2	0	0	0	0	0	0	0	0	0	0	0	91	29.3	34.5	25 to 35	70.3	12	13.2
10/07/2025	21:00	0	2	3	38	10	4	1	0	2	0	0	0	0	0	0	0	0	0	0	60	29.4	34	25 to 35	80.0	7	11.7
10/07/2025	22:00	0	0	9	18	23	4	0	0	0	0	0	0	0	0	0	0	0	0	0	54	29.5	34.1	25 to 35	75.9	4	7.4
10/07/2025	23:00	0	0	2	8	9	1	0	1	0	0	0	0	0	0	0	0	0	0	0	21	30.4	34.4	25 to 35	81.0	2	9.5
24 Hr Summary		15	67	280	1041	539	153	20	5	3	0	0	0	0	0	0	0	0	0	0	2123	28.6	33.7	25 to 35	74.4	181	8.5

Incoming Histogram
2025 August Westfield Road (anchor)

from Mon-Jun-23-2025-11-00-AM to Wed-Aug-13-2025-09-59-AM

Date	Starting Hr:min	<15	15 to <20	20 to <25	25 to <30	30 to <35	35 to <40	40 to <45	45 to <50	50 to <55	55 to <60	60 to <65	65 to <70	70 to <75	75 to <80	80 to <85	85 to <90	90 to <95	95 to <100	100 to >105	Total Counts	Avg Speed (MPH)	85pct Speed	10MPH Pace	% in pace	# of Speeders	% Speeders
11/07/2025	00:00	0	0	0	9	4	3	0	2	0	0	0	0	0	0	0	0	0	0	0	18	32.3	38.3	25 to 35	72.2	5	27.8
11/07/2025	01:00	0	1	1	1	4	2	0	0	0	0	0	0	0	0	0	0	0	0	0	9	29.9	37.5	30 to 40	66.7	2	22.2
11/07/2025	02:00	1	0	0	0	0	0	1	0	0	0	0	0	0	0	0	0	0	0	0	2	27	45	5 to 15	50.0	1	50.0
11/07/2025	03:00	0	0	0	1	0	1	0	0	0	0	0	0	0	0	0	0	0	0	0	2	32	40	20 to 30	50.0	1	50.0
11/07/2025	04:00	0	0	1	1	1	0	0	0	0	0	0	0	0	0	0	0	0	0	0	3	27	35	20 to 30	66.7	*	*
11/07/2025	05:00	1	2	3	9	4	3	0	0	0	0	0	0	0	0	0	0	0	0	0	22	27.4	35	25 to 35	59.1	3	13.6
11/07/2025	06:00	1	6	3	15	12	2	1	0	1	0	0	0	0	0	0	0	0	0	0	41	28.1	34.2	25 to 35	65.9	4	9.8
11/07/2025	07:00	2	0	18	50	39	9	0	0	0	0	0	0	0	0	0	0	0	0	0	118	28.8	33.8	25 to 35	75.4	9	7.6
11/07/2025	08:00	0	6	26	77	26	8	0	0	0	0	0	0	0	0	0	0	0	0	0	143	27.6	32.5	20 to 30	72.0	8	5.6
11/07/2025	09:00	3	3	16	41	30	4	0	0	1	0	0	0	0	0	0	0	0	0	0	98	28	33.3	25 to 35	72.4	5	5.1
11/07/2025	10:00	0	3	16	55	26	7	0	0	0	0	0	0	0	0	0	0	0	0	0	107	28.3	33.3	25 to 35	75.7	7	6.5
11/07/2025	11:00	2	4	11	44	20	10	2	0	0	0	0	0	0	0	0	0	0	0	0	93	28.6	34.5	25 to 35	68.8	12	12.9
11/07/2025	12:00	1	1	23	60	29	8	2	0	0	0	0	0	0	0	0	0	0	0	0	124	28.4	33.4	25 to 35	71.8	10	8.1
11/07/2025	13:00	0	3	16	70	31	3	0	0	0	0	0	0	0	0	0	0	0	0	0	123	28.1	32.6	25 to 35	82.1	3	2.4
11/07/2025	14:00	1	11	12	53	38	14	0	1	0	0	0	0	0	0	0	0	0	0	0	130	28.7	34.3	25 to 35	70.0	15	11.5
11/07/2025	15:00	2	9	24	88	43	7	2	1	0	0	0	0	0	0	0	0	0	0	0	176	28	33.1	25 to 35	74.4	10	5.7
11/07/2025	16:00	5	6	31	70	50	11	2	0	0	0	0	0	0	0	0	0	0	0	0	175	28	33.7	25 to 35	68.6	13	7.4
11/07/2025	17:00	0	10	29	70	46	14	3	0	0	0	0	0	0	0	0	0	0	0	0	172	28.5	34	25 to 35	67.4	17	9.9
11/07/2025	18:00	0	4	14	59	37	11	6	2	0	0	0	0	0	0	0	0	0	0	0	133	29.8	34.9	25 to 35	72.2	19	14.3
11/07/2025	19:00	0	0	7	42	40	10	1	0	0	0	0	0	0	0	0	0	0	0	0	100	30.3	34.5	25 to 35	82.0	11	11.0
11/07/2025	20:00	0	1	5	34	19	11	2	0	0	0	0	0	0	0	0	0	0	0	0	72	30.2	35.9	25 to 35	73.6	13	18.1
11/07/2025	21:00	0	1	9	26	15	5	1	1	0	0	0	0	0	0	0	0	0	0	0	58	29.2	34.3	25 to 35	70.7	7	12.1
11/07/2025	22:00	0	2	13	25	10	3	3	0	0	0	0	0	0	0	0	0	0	0	0	56	28.1	34	20 to 30	67.9	6	10.7
11/07/2025	23:00	0	2	3	15	6	4	2	0	0	0	0	0	0	0	0	0	0	0	0	32	29.4	36.2	25 to 35	65.6	6	18.8
24 Hr Summary		19	75	281	915	530	150	28	7	2	0	0	0	0	0	0	0	0	0	0	2007	28.6	33.9	25 to 35	72.0	187	9.3

Incoming Histogram
2025 August Westfield Road (anchor)

from Mon-Jun-23-2025-11-00-AM to Wed-Aug-13-2025-09-59-AM

Date	Starting Hr:min	<15	15 to <20	20 to <25	25 to <30	30 to <35	35 to <40	40 to <45	45 to <50	50 to <55	55 to <60	60 to <65	65 to <70	70 to <75	75 to <80	80 to <85	85 to <90	90 to <95	95 to <100	100 to >105	Total Counts	Avg Speed (MPH)	85pct Speed	10MPH Pace	% in pace	# of Speeders	% Speeders
12/07/2025	00:00	0	0	1	8	6	2	0	0	0	0	0	0	0	0	0	0	0	0	0	17	29.9	34.2	25 to 35	82.4	2	11.8
12/07/2025	01:00	0	0	0	4	1	2	0	0	0	0	0	0	0	0	0	0	0	0	0	7	30.9	37.5	25 to 35	71.4	2	28.6
12/07/2025	02:00	0	1	2	0	0	3	0	1	0	0	0	0	0	0	0	0	0	0	0	7	31.3	40	15 to 25	42.9	4	57.1
12/07/2025	03:00	0	0	0	0	2	1	0	0	0	0	0	0	0	0	0	0	0	0	0	3	34	40	30 to 40	100.0	1	33.3
12/07/2025	04:00	0	0	0	0	0	0	0	0	0	0	0	0	0	0	0	0	0	0	0	0	0	0	*	*	*	*
12/07/2025	05:00	0	0	1	2	4	0	1	0	0	0	0	0	0	0	0	0	0	0	0	8	31	35	25 to 35	75.0	1	12.5
12/07/2025	06:00	0	1	1	1	1	3	0	0	0	0	0	0	0	0	0	0	0	0	0	7	30	38.3	30 to 40	57.1	3	42.9
12/07/2025	07:00	0	0	3	13	9	2	0	0	0	0	0	0	0	0	0	0	0	0	0	27	29.2	33.9	25 to 35	81.5	2	7.4
12/07/2025	08:00	1	1	9	37	21	10	2	1	0	0	0	0	0	0	0	0	0	0	0	82	29.7	35.5	25 to 35	70.7	13	15.9
12/07/2025	09:00	1	7	17	42	39	4	0	0	0	0	0	0	0	0	0	0	0	0	0	110	28	33.5	25 to 35	73.6	4	3.6
12/07/2025	10:00	2	7	22	78	36	3	1	0	0	0	0	0	0	0	0	0	0	0	0	149	27.6	32.5	25 to 35	76.5	4	2.7
12/07/2025	11:00	0	4	31	70	35	5	0	0	0	0	0	0	0	0	0	0	0	0	0	145	27.7	32.6	25 to 35	72.4	5	3.4
12/07/2025	12:00	0	5	21	71	28	10	4	1	0	0	0	0	0	0	0	0	0	0	0	140	28.6	33.9	25 to 35	70.7	15	10.7
12/07/2025	13:00	0	2	16	69	47	20	3	1	0	0	0	0	0	0	0	0	0	0	0	158	30	35	25 to 35	73.4	24	15.2
12/07/2025	14:00	0	3	12	62	35	13	0	1	0	0	0	0	0	0	0	0	0	0	0	126	29.3	34.3	25 to 35	77.0	14	11.1
12/07/2025	15:00	1	6	18	46	32	8	2	0	0	0	0	0	0	0	0	0	0	0	0	113	28.4	33.9	25 to 35	69.0	10	8.8
12/07/2025	16:00	0	2	7	46	36	8	1	0	0	0	0	0	0	0	0	0	0	0	0	100	29.6	34.2	25 to 35	82.0	9	9.0
12/07/2025	17:00	0	1	6	38	26	6	2	0	0	0	0	0	0	0	0	0	0	0	0	79	29.7	34.2	25 to 35	81.0	8	10.1
12/07/2025	18:00	1	2	12	40	35	7	1	1	0	0	0	0	0	0	0	0	0	0	0	99	29.3	34.1	25 to 35	75.8	9	9.1
12/07/2025	19:00	2	4	2	29	28	8	0	0	0	0	0	0	0	0	0	0	0	0	0	73	29.3	34.5	25 to 35	78.1	8	11.0
12/07/2025	20:00	0	2	8	23	15	8	2	0	0	0	0	0	0	0	0	0	0	0	0	58	29.6	35.6	25 to 35	65.5	10	17.2
12/07/2025	21:00	0	1	2	26	18	8	1	1	0	0	0	0	0	0	0	0	0	0	0	57	30.6	35.6	25 to 35	77.2	10	17.5
12/07/2025	22:00	0	1	7	20	10	2	4	0	1	0	0	0	0	0	0	0	0	0	0	45	29.8	35	25 to 35	66.7	7	15.6
12/07/2025	23:00	0	4	6	13	10	4	1	0	0	0	0	0	0	0	0	0	0	0	0	38	28.3	34.5	25 to 35	60.5	5	13.2
24 Hr Summary		8	54	204	738	474	137	25	7	1	0	0	0	0	0	0	0	0	0	0	1648	29	34.2	25 to 35	73.5	170	10.3

Incoming Histogram
2025 August Westfield Road (anchor)

from Mon-Jun-23-2025-11-00-AM to Wed-Aug-13-2025-09-59-AM

Date	Starting Hr:min	<15	15 to <20	20 to <25	25 to <30	30 to <35	35 to <40	40 to <45	45 to <50	50 to <55	55 to <60	60 to <65	65 to <70	70 to <75	75 to <80	80 to <85	85 to <90	90 to <95	95 to <100	100 to >105	Total Counts	Avg Speed (MPH)	85pct Speed	10MPH Pace	% in pace	# of Speeders	% Speeders
13/07/2025	00:00	0	0	0	2	7	5	1	0	0	0	0	0	0	0	0	0	0	0	0	15	34.1	39	30 to 40	80.0	6	40.0
13/07/2025	01:00	0	0	3	6	5	3	0	0	0	0	0	0	0	0	0	0	0	0	0	17	29.6	35	25 to 35	64.7	3	17.6
13/07/2025	02:00	0	0	1	1	3	0	0	0	0	0	0	0	0	0	0	0	0	0	0	5	29.2	33.3	25 to 35	80.0	*	*
13/07/2025	03:00	0	0	2	2	0	1	0	0	0	0	0	0	0	0	0	0	0	0	0	5	27.2	30	20 to 30	80.0	1	20.0
13/07/2025	04:00	0	0	0	0	0	1	0	0	0	0	0	0	0	0	0	0	0	0	0	1	37	40	30 to 40	100.0	1	100.0
13/07/2025	05:00	0	0	2	1	1	1	1	0	0	0	0	0	0	0	0	0	0	0	0	6	30.3	40	20 to 30	50.0	2	33.3
13/07/2025	06:00	0	0	1	3	2	0	2	1	0	0	0	0	0	0	0	0	0	0	0	9	33.1	45	25 to 35	55.6	3	33.3
13/07/2025	07:00	0	0	1	4	2	1	0	0	0	0	0	0	0	0	0	0	0	0	0	8	29	35	25 to 35	75.0	1	12.5
13/07/2025	08:00	2	2	8	24	14	4	0	0	0	0	0	0	0	0	0	0	0	0	0	54	27.8	33.6	25 to 35	70.4	4	7.4
13/07/2025	09:00	0	3	12	30	21	6	0	0	0	0	0	0	0	0	0	0	0	0	0	72	28.5	33.8	25 to 35	70.8	6	8.3
13/07/2025	10:00	1	5	14	58	26	7	1	0	0	0	0	0	0	0	0	0	0	0	0	112	28.2	33.3	25 to 35	75.0	8	7.1
13/07/2025	11:00	1	4	12	64	35	7	2	0	0	0	0	0	0	0	0	0	0	0	0	125	28.7	33.6	25 to 35	79.2	9	7.2
13/07/2025	12:00	0	5	17	55	30	8	1	0	0	0	0	0	0	0	0	0	0	0	0	116	28.4	33.7	25 to 35	73.3	9	7.8
13/07/2025	13:00	0	3	6	45	40	6	3	0	0	0	0	0	0	0	0	0	0	0	0	103	29.8	34.2	25 to 35	82.5	9	8.7
13/07/2025	14:00	1	4	16	54	25	10	0	0	0	0	0	0	0	0	0	0	0	0	0	110	28.3	33.8	25 to 35	71.8	10	9.1
13/07/2025	15:00	0	3	7	63	37	3	3	0	0	0	0	0	0	0	0	0	0	0	0	116	29.1	33.5	25 to 35	86.2	6	5.2
13/07/2025	16:00	0	1	16	50	35	8	2	0	0	0	0	0	0	0	0	0	0	0	0	112	29.2	34	25 to 35	75.9	10	8.9
13/07/2025	17:00	0	0	3	25	28	13	4	0	0	0	0	0	0	0	0	0	0	0	0	73	31.8	37.3	25 to 35	72.6	17	23.3
13/07/2025	18:00	0	0	8	42	25	14	1	0	0	0	0	0	0	0	0	0	0	0	0	90	30.1	35.4	25 to 35	74.4	15	16.7
13/07/2025	19:00	0	1	5	25	19	9	0	0	0	0	0	0	0	0	0	0	0	0	0	59	30	35	25 to 35	74.6	9	15.3
13/07/2025	20:00	0	0	7	20	30	8	1	0	0	0	0	0	0	0	0	0	0	0	0	66	30.6	34.8	25 to 35	75.8	9	13.6
13/07/2025	21:00	0	0	8	17	14	4	1	0	0	0	0	0	0	0	0	0	0	0	0	44	29.3	34.3	25 to 35	70.5	5	11.4
13/07/2025	22:00	0	0	6	10	6	1	0	0	0	0	0	0	0	0	0	0	0	0	0	23	27.7	33.3	20 to 30	69.6	1	4.3
13/07/2025	23:00	0	0	1	2	5	4	1	0	0	0	0	0	0	0	0	0	0	0	0	13	32.9	38.8	30 to 40	69.2	5	38.5
24 Hr Summary		5	31	156	603	410	124	24	1	0	0	0	0	0	0	0	0	0	0	0	1354	29.3	34.3	25 to 35	74.8	149	11.0

Incoming Histogram
2025 August Westfield Road (anchor)

from Mon-Jun-23-2025-11-00-AM to Wed-Aug-13-2025-09-59-AM

Date	Starting Hr:min	<15	15 to <20	20 to <25	25 to <30	30 to <35	35 to <40	40 to <45	45 to <50	50 to <55	55 to <60	60 to <65	65 to <70	70 to <75	75 to <80	80 to <85	85 to <90	90 to <95	95 to <100	100 to >105	Total Counts	Avg Speed (MPH)	85pct Speed	10MPH Pace	% in pace	# of Speeders	% Speeders
14/07/2025	00:00	0	0	1	4	2	0	1	0	0	0	0	0	0	0	0	0	0	0	0	8	29.8	35	25 to 35	75.0	1	12.5
14/07/2025	01:00	1	1	0	0	0	2	0	0	0	0	0	0	0	0	0	0	0	0	0	4	25.8	37.5	10 to 20	50.0	2	50.0
14/07/2025	02:00	0	1	0	0	0	0	0	0	0	0	0	0	0	0	0	0	0	0	0	1	17	20	10 to 20	100.0	*	*
14/07/2025	03:00	2	0	0	1	0	1	0	0	0	0	0	0	0	0	0	0	0	0	0	4	22.3	30	5 to 15	50.0	1	25.0
14/07/2025	04:00	0	0	1	0	0	1	0	0	0	0	0	0	0	0	0	0	0	0	0	2	29.5	40	15 to 25	50.0	1	50.0
14/07/2025	05:00	0	1	2	7	4	2	0	0	0	0	0	0	0	0	0	0	0	0	0	16	28.5	35	25 to 35	68.8	2	12.5
14/07/2025	06:00	1	2	5	16	8	8	1	0	0	0	0	0	0	0	0	0	0	0	0	41	29.2	36.9	25 to 35	58.5	9	22.0
14/07/2025	07:00	2	8	28	79	36	9	2	0	0	0	0	0	0	0	0	0	0	0	0	164	27.7	33.1	25 to 35	70.1	11	6.7
14/07/2025	08:00	1	4	18	77	40	7	1	0	0	0	0	0	0	0	0	0	0	0	0	148	28.4	33.2	25 to 35	79.1	8	5.4
14/07/2025	09:00	0	4	13	48	25	7	0	0	0	0	0	0	0	0	0	0	0	0	0	97	28.4	33.4	25 to 35	75.3	7	7.2
14/07/2025	10:00	1	1	12	52	25	4	0	0	0	0	0	0	0	0	0	0	0	0	0	95	28.3	33	25 to 35	81.1	4	4.2
14/07/2025	11:00	2	7	14	51	20	6	1	0	0	0	0	0	0	0	0	0	0	0	0	101	27.5	33	25 to 35	70.3	7	6.9
14/07/2025	12:00	2	4	8	43	28	7	1	1	0	0	0	0	0	0	0	0	0	0	0	94	28.9	34.1	25 to 35	75.5	9	9.6
14/07/2025	13:00	0	11	14	59	27	6	0	0	0	0	0	0	0	0	0	0	0	0	0	117	27.6	32.8	25 to 35	73.5	6	5.1
14/07/2025	14:00	2	7	18	69	30	6	2	0	0	0	0	0	0	0	0	0	0	0	0	134	27.8	33	25 to 35	73.9	8	6.0
14/07/2025	15:00	4	6	25	91	39	13	0	0	0	0	0	0	0	0	0	0	0	0	0	178	27.9	33.2	25 to 35	73.0	13	7.3
14/07/2025	16:00	3	6	32	87	44	5	1	0	0	0	0	0	0	0	0	0	0	0	0	178	27.6	32.6	25 to 35	73.6	6	3.4
14/07/2025	17:00	0	8	41	96	60	10	1	0	0	0	0	0	0	0	0	0	0	0	0	216	28.1	33.2	25 to 35	72.2	11	5.1
14/07/2025	18:00	0	3	27	70	49	4	1	0	0	0	0	0	0	0	0	0	0	0	0	154	28.4	33.2	25 to 35	77.3	5	3.2
14/07/2025	19:00	0	1	10	39	28	7	1	0	0	0	0	0	0	0	0	0	0	0	0	86	29.3	34.1	25 to 35	77.9	8	9.3
14/07/2025	20:00	0	3	8	29	20	6	1	0	0	0	0	0	0	0	0	0	0	0	0	67	29	34.2	25 to 35	73.1	7	10.4
14/07/2025	21:00	0	1	10	23	15	3	1	0	0	0	0	0	0	0	0	0	0	0	0	53	28.5	33.7	25 to 35	71.7	4	7.5
14/07/2025	22:00	0	2	7	30	12	0	0	1	0	0	0	0	0	0	0	0	0	0	0	52	27.9	32.1	25 to 35	80.8	1	1.9
14/07/2025	23:00	0	0	4	11	6	1	0	0	0	0	0	0	0	0	0	0	0	0	0	22	28.3	33.3	25 to 35	77.3	1	4.5
24 Hr Summary		21	81	298	982	518	115	15	2	0	0	0	0	0	0	0	0	0	0	0	2032	28.1	33.3	25 to 35	73.8	132	6.5

Incoming Histogram
2025 August Westfield Road (anchor)

from Mon-Jun-23-2025-11-00-AM to Wed-Aug-13-2025-09-59-AM

Date	Starting Hr:min	<15	15 to <20	20 to <25	25 to <30	30 to <35	35 to <40	40 to <45	45 to <50	50 to <55	55 to <60	60 to <65	65 to <70	70 to <75	75 to <80	80 to <85	85 to <90	90 to <95	95 to <100	100 to >105	Total Counts	Avg Speed (MPH)	85pct Speed	10MPH Pace	% in pace	# of Speeders	% Speeders
15/07/2025	00:00	0	1	0	3	2	1	0	0	0	0	0	0	0	0	0	0	0	0	0	7	28.6	35	25 to 35	71.4	1	14.3
15/07/2025	01:00	1	1	0	1	0	1	0	0	0	0	0	0	0	0	0	0	0	0	0	4	23.3	30	10 to 20	50.0	1	25.0
15/07/2025	02:00	0	1	0	1	1	0	0	0	0	0	0	0	0	0	0	0	0	0	0	3	25.3	35	25 to 35	66.7	*	*
15/07/2025	03:00	2	0	2	0	0	0	0	0	0	0	0	0	0	0	0	0	0	0	0	4	17	22.5	5 to 15	50.0	*	*
15/07/2025	04:00	0	0	0	0	0	2	0	1	0	0	0	0	0	0	0	0	0	0	0	3	40.3	50	30 to 40	66.7	3	100.0
15/07/2025	05:00	1	2	4	6	3	2	1	0	0	0	0	0	0	0	0	0	0	0	0	19	27	35	20 to 30	52.6	3	15.8
15/07/2025	06:00	0	2	1	22	15	3	1	0	0	0	0	0	0	0	0	0	0	0	0	44	29.6	34	25 to 35	84.1	4	9.1
15/07/2025	07:00	0	3	19	79	53	14	0	0	0	0	0	0	0	0	0	0	0	0	0	168	29.2	34	25 to 35	78.6	14	8.3
15/07/2025	08:00	1	3	15	71	28	11	2	0	0	0	0	0	0	0	0	0	0	0	0	131	28.7	33.8	25 to 35	75.6	13	9.9
15/07/2025	09:00	1	1	16	52	18	3	1	0	0	0	0	0	0	0	0	0	0	0	0	92	27.8	32.2	25 to 35	76.1	4	4.3
15/07/2025	10:00	4	3	12	54	24	3	1	0	0	0	0	0	0	0	0	0	0	0	0	101	27.6	32.7	25 to 35	77.2	4	4.0
15/07/2025	11:00	1	1	16	46	24	2	1	0	0	0	0	0	0	0	0	0	0	0	0	91	28	32.7	25 to 35	76.9	3	3.3
15/07/2025	12:00	5	5	23	64	24	7	0	0	0	0	0	0	0	0	0	0	0	0	0	128	27.1	32.5	25 to 35	68.8	7	5.5
15/07/2025	13:00	1	6	17	68	22	7	2	0	0	0	0	0	0	0	0	0	0	0	0	123	27.8	33	25 to 35	73.2	9	7.3
15/07/2025	14:00	2	10	20	59	23	8	1	0	0	0	0	0	0	0	0	0	0	0	0	123	27.3	33	25 to 35	66.7	9	7.3
15/07/2025	15:00	2	13	36	83	37	5	2	0	0	0	0	0	0	0	0	0	0	0	0	178	27	32.3	25 to 35	67.4	7	3.9
15/07/2025	16:00	3	7	20	82	52	11	1	0	0	0	0	0	0	0	0	0	0	0	0	176	28.4	33.7	25 to 35	76.1	12	6.8
15/07/2025	17:00	0	5	45	108	43	10	1	0	0	0	0	0	0	0	0	0	0	0	0	212	27.7	32.6	20 to 30	72.2	11	5.2
15/07/2025	18:00	0	6	28	70	44	15	0	1	0	0	0	0	0	0	0	0	0	0	0	164	28.6	34	25 to 35	69.5	16	9.8
15/07/2025	19:00	0	1	9	55	32	7	2	0	0	0	0	0	0	0	0	0	0	0	0	106	29.4	33.9	25 to 35	82.1	9	8.5
15/07/2025	20:00	0	0	7	35	25	11	0	1	0	0	0	0	0	0	0	0	0	0	0	79	30.2	35	25 to 35	75.9	12	15.2
15/07/2025	21:00	0	0	2	29	15	5	1	0	0	0	0	0	0	0	0	0	0	0	0	52	29.9	34.3	25 to 35	84.6	6	11.5
15/07/2025	22:00	0	1	6	18	6	3	0	0	0	0	0	0	0	0	0	0	0	0	0	34	27.9	33.3	20 to 30	70.6	3	8.8
15/07/2025	23:00	0	0	2	7	4	0	0	0	0	0	0	0	0	0	0	0	0	0	0	13	28	32.5	25 to 35	84.6	*	*
24 Hr Summary		24	72	300	1013	495	131	17	3	0	0	0	0	0	0	0	0	0	0	0	2055	28.2	33.4	25 to 35	73.4	151	7.3

Incoming Histogram
2025 August Westfield Road (anchor)

from Mon-Jun-23-2025-11-00-AM to Wed-Aug-13-2025-09-59-AM

Date	Starting Hr:min	<15	15 to <20	20 to <25	25 to <30	30 to <35	35 to <40	40 to <45	45 to <50	50 to <55	55 to <60	60 to <65	65 to <70	70 to <75	75 to <80	80 to <85	85 to <90	90 to <95	95 to <100	100 to >105	Total Counts	Avg Speed (MPH)	85pct Speed	10MPH Pace	% in pace	# of Speeders	% Speeders
16/07/2025	00:00	0	2	0	3	1	1	0	0	0	0	0	0	0	0	0	0	0	0	0	7	26.3	35	25 to 35	57.1	1	14.3
16/07/2025	01:00	1	0	1	3	3	1	0	0	0	0	0	0	0	0	0	0	0	0	0	9	27.8	35	25 to 35	66.7	1	11.1
16/07/2025	02:00	0	0	2	1	0	0	1	0	0	0	0	0	0	0	0	0	0	0	0	4	28.5	30	20 to 30	75.0	1	25.0
16/07/2025	03:00	3	0	0	1	0	1	0	0	0	0	0	0	0	0	0	0	0	0	0	5	20.2	30	5 to 15	60.0	1	20.0
16/07/2025	04:00	0	0	0	0	1	0	0	0	0	0	0	0	0	0	0	0	0	0	0	1	32	35	25 to 35	100.0	*	*
16/07/2025	05:00	0	0	0	9	6	2	0	0	0	0	0	0	0	0	0	0	0	0	0	17	30.2	34.2	25 to 35	88.2	2	11.8
16/07/2025	06:00	0	0	4	17	12	5	1	0	0	0	0	0	0	0	0	0	0	0	0	39	30.1	35	25 to 35	74.4	6	15.4
16/07/2025	07:00	1	4	24	73	34	7	0	0	0	0	0	0	0	0	0	0	0	0	0	143	27.9	32.9	25 to 35	74.8	7	4.9
16/07/2025	08:00	0	1	17	59	40	9	3	0	0	0	0	0	0	0	0	0	0	0	0	129	29.3	34.1	25 to 35	76.7	12	9.3
16/07/2025	09:00	1	6	18	69	28	7	2	1	0	0	0	0	0	0	0	0	0	0	0	132	28.2	33.2	25 to 35	73.5	10	7.6
16/07/2025	10:00	4	1	14	55	21	4	1	0	0	0	0	0	0	0	0	0	0	0	0	100	27.6	32.6	25 to 35	76.0	5	5.0
16/07/2025	11:00	0	6	12	52	28	0	0	0	0	0	0	0	0	0	0	0	0	0	0	98	27.7	32.3	25 to 35	81.6	*	*
16/07/2025	12:00	0	1	20	55	26	3	0	0	1	0	0	0	0	0	0	0	0	0	0	106	28.2	32.7	25 to 35	76.4	4	3.8
16/07/2025	13:00	4	4	22	63	24	4	1	0	0	0	0	0	0	0	0	0	0	0	0	122	27.1	32.3	25 to 35	71.3	5	4.1
16/07/2025	14:00	4	7	11	79	27	5	0	0	0	0	0	0	0	0	0	0	0	0	0	133	27.5	32.2	25 to 35	79.7	5	3.8
16/07/2025	15:00	5	18	39	91	37	7	0	0	0	0	0	0	0	0	0	0	0	0	0	197	26.5	31.9	20 to 30	66.0	7	3.6
16/07/2025	16:00	3	13	34	91	44	12	1	0	0	0	0	0	0	0	0	0	0	0	0	198	27.5	33.1	25 to 35	68.2	13	6.6
16/07/2025	17:00	0	6	31	111	51	7	1	0	0	0	0	0	0	0	0	0	0	0	0	207	28.1	32.7	25 to 35	78.3	8	3.9
16/07/2025	18:00	0	4	32	79	37	10	1	0	0	0	0	0	0	0	0	0	0	0	0	163	28.1	33.2	25 to 35	71.2	11	6.7
16/07/2025	19:00	0	3	21	72	26	11	0	0	0	0	0	0	0	0	0	0	0	0	0	133	28.3	33.3	25 to 35	73.7	11	8.3
16/07/2025	20:00	0	2	11	47	23	12	4	0	0	0	0	0	0	0	0	0	0	0	0	99	29.6	35.4	25 to 35	70.7	16	16.2
16/07/2025	21:00	0	7	17	34	20	10	1	0	0	0	0	0	0	0	0	0	0	0	0	89	28.1	34.5	25 to 35	60.7	11	12.4
16/07/2025	22:00	0	0	10	25	15	5	2	0	0	0	0	0	0	0	0	0	0	0	0	57	29.2	34.3	25 to 35	70.2	7	12.3
16/07/2025	23:00	1	0	0	12	8	2	0	0	0	0	0	0	0	0	0	0	0	0	0	23	29.3	34.4	25 to 35	87.0	2	8.7
24 Hr Summary		27	85	340	1101	512	125	19	1	1	0	0	0	0	0	0	0	0	0	0	2211	28	33.2	25 to 35	73.0	146	6.6

Incoming Histogram
2025 August Westfield Road (anchor)

from Mon-Jun-23-2025-11-00-AM to Wed-Aug-13-2025-09-59-AM

Date	Starting Hr:min	<15	15 to <20	20 to <25	25 to <30	30 to <35	35 to <40	40 to <45	45 to <50	50 to <55	55 to <60	60 to <65	65 to <70	70 to <75	75 to <80	80 to <85	85 to <90	90 to <95	95 to <100	100 to >105	Total Counts	Avg Speed (MPH)	85pct Speed	10MPH Pace	% in pace	# of Speeders	% Speeders
17/07/2025	00:00	1	1	1	7	2	4	0	0	0	0	0	0	0	0	0	0	0	0	0	16	28.5	37.5	25 to 35	56.3	4	25.0
17/07/2025	01:00	0	0	0	1	0	0	0	0	0	0	0	0	0	0	0	0	0	0	0	1	27	30	20 to 30	100.0	*	*
17/07/2025	02:00	1	1	0	1	1	0	0	0	0	0	0	0	0	0	0	0	0	0	0	4	22	30	10 to 20	50.0	*	*
17/07/2025	03:00	0	1	0	0	0	0	0	0	0	0	0	0	0	0	0	0	0	0	0	1	17	20	10 to 20	100.0	*	*
17/07/2025	04:00	0	2	1	0	0	1	0	0	0	0	0	0	0	0	0	0	0	0	0	4	23.3	25	15 to 25	75.0	1	25.0
17/07/2025	05:00	0	0	4	9	8	0	0	0	0	0	0	0	0	0	0	0	0	0	0	21	28.3	33.1	25 to 35	81.0	*	*
17/07/2025	06:00	1	0	7	15	14	4	0	0	0	0	0	0	0	0	0	0	0	0	0	41	28.9	34.3	25 to 35	70.7	4	9.8
17/07/2025	07:00	0	7	23	90	37	14	3	0	0	0	0	0	0	0	0	0	0	0	0	174	28.5	33.8	25 to 35	73.0	17	9.8
17/07/2025	08:00	3	4	24	64	37	10	1	0	0	0	0	0	0	0	0	0	0	0	0	143	28.1	33.6	25 to 35	70.6	11	7.7
17/07/2025	09:00	0	1	14	56	22	9	0	0	0	0	0	0	0	0	0	0	0	0	0	102	28.6	33.6	25 to 35	76.5	9	8.8
17/07/2025	10:00	0	4	13	52	16	7	1	0	0	0	0	0	0	0	0	0	0	0	0	93	28.1	33.1	25 to 35	73.1	8	8.6
17/07/2025	11:00	1	4	9	48	19	6	0	0	0	0	0	0	0	0	0	0	0	0	0	87	28.1	33.2	25 to 35	77.0	6	6.9
17/07/2025	12:00	0	6	22	54	27	3	0	1	0	0	0	0	0	0	0	0	0	0	0	113	27.6	32.6	25 to 35	71.7	4	3.5
17/07/2025	13:00	1	4	23	49	27	2	1	0	0	0	0	0	0	0	0	0	0	0	0	107	27.4	32.6	25 to 35	71.0	3	2.8
17/07/2025	14:00	1	9	15	63	27	4	0	0	0	0	0	0	0	0	0	0	0	0	0	119	27.4	32.4	25 to 35	75.6	4	3.4
17/07/2025	15:00	1	10	23	79	37	8	2	0	0	0	0	0	0	0	0	0	0	0	0	160	27.9	33.1	25 to 35	72.5	10	6.3
17/07/2025	16:00	1	14	45	97	37	12	0	0	0	0	0	0	0	0	0	0	0	0	0	206	27.1	32.4	20 to 30	68.9	12	5.8
17/07/2025	17:00	2	9	27	90	54	13	2	0	0	0	0	0	0	0	0	0	0	0	0	197	28.4	33.6	25 to 35	73.1	15	7.6
17/07/2025	18:00	1	7	16	77	59	16	1	1	0	0	0	0	0	0	0	0	0	0	0	178	29.3	34.2	25 to 35	76.4	18	10.1
17/07/2025	19:00	0	5	20	66	42	8	0	0	0	0	0	0	0	0	0	0	0	0	0	141	28.5	33.5	25 to 35	76.6	8	5.7
17/07/2025	20:00	0	3	10	46	33	11	1	0	0	0	0	0	0	0	0	0	0	0	0	104	29.5	34.4	25 to 35	76.0	12	11.5
17/07/2025	21:00	0	2	12	30	12	9	0	0	0	0	0	0	0	0	0	0	0	0	0	65	28.5	34.6	20 to 30	64.6	9	13.8
17/07/2025	22:00	0	3	5	21	10	7	1	0	0	1	0	0	0	0	0	0	0	0	0	48	29.7	36.4	25 to 35	64.6	9	18.8
17/07/2025	23:00	0	1	2	6	7	3	0	0	0	0	0	0	0	0	0	0	0	0	0	19	29.6	35	25 to 35	68.4	3	15.8
24 Hr Summary		14	98	316	1021	528	151	13	2	0	1	0	0	0	0	0	0	0	0	0	2144	28.2	33.5	25 to 35	72.2	167	7.8

Incoming Histogram
2025 August Westfield Road (anchor)

from Mon-Jun-23-2025-11-00-AM to Wed-Aug-13-2025-09-59-AM

Date	Starting Hr:min	<15	15 to <20	20 to <25	25 to <30	30 to <35	35 to <40	40 to <45	45 to <50	50 to <55	55 to <60	60 to <65	65 to <70	70 to <75	75 to <80	80 to <85	85 to <90	90 to <95	95 to <100	100 to >105	Total Counts	Avg Speed (MPH)	85pct Speed	10MPH Pace	% in pace	# of Speeders	% Speeders
18/07/2025	00:00	1	2	1	6	4	0	1	0	0	0	0	0	0	0	0	0	0	0	0	15	26.9	33.8	25 to 35	66.7	1	6.7
18/07/2025	01:00	1	0	1	5	0	1	0	0	0	0	0	0	0	0	0	0	0	0	0	8	25.9	30	20 to 30	75.0	1	12.5
18/07/2025	02:00	0	0	0	0	2	0	0	0	0	0	0	0	0	0	0	0	0	0	0	2	32	35	25 to 35	100.0	*	*
18/07/2025	03:00	1	0	0	0	1	1	0	0	0	0	0	0	0	0	0	0	0	0	0	3	27	40	30 to 40	66.7	1	33.3
18/07/2025	04:00	0	0	0	0	0	0	0	0	0	0	0	0	0	0	0	0	0	0	0	0	0	0	*	*	*	*
18/07/2025	05:00	0	1	3	10	4	3	0	0	0	0	0	0	0	0	0	0	0	0	0	21	28.5	35	25 to 35	66.7	3	14.3
18/07/2025	06:00	0	3	7	13	14	1	0	0	0	0	0	0	0	0	0	0	0	0	0	38	27.8	33.2	25 to 35	71.1	1	2.6
18/07/2025	07:00	0	3	9	55	31	7	1	0	0	0	0	0	0	0	0	0	0	0	0	106	29	33.7	25 to 35	81.1	8	7.5
18/07/2025	08:00	0	3	12	48	31	6	3	0	0	0	0	0	0	0	0	0	0	0	0	103	29.1	34	25 to 35	76.7	9	8.7
18/07/2025	09:00	0	2	16	45	30	8	3	0	0	0	0	0	0	0	0	0	0	0	0	104	29.1	34.2	25 to 35	72.1	11	10.6
18/07/2025	10:00	0	1	13	60	22	8	0	0	0	0	0	0	0	0	0	0	0	0	0	104	28.6	33.2	25 to 35	78.8	8	7.7
18/07/2025	11:00	0	4	13	56	35	12	1	0	0	0	0	0	0	0	0	0	0	0	0	121	29.2	34.3	25 to 35	75.2	13	10.7
18/07/2025	12:00	3	5	20	63	22	9	0	0	0	0	0	0	0	0	0	0	0	0	0	122	27.5	33	25 to 35	69.7	9	7.4
18/07/2025	13:00	2	2	12	61	32	8	2	0	0	0	0	0	0	0	0	0	0	0	0	119	28.8	33.8	25 to 35	78.2	10	8.4
18/07/2025	14:00	3	13	21	65	30	9	0	0	0	0	0	0	0	0	0	0	0	0	0	141	27.2	33	25 to 35	67.4	9	6.4
18/07/2025	15:00	6	15	28	73	47	8	1	0	0	0	0	0	0	0	0	0	0	0	0	178	27.2	33.1	25 to 35	67.4	9	5.1
18/07/2025	16:00	3	11	28	90	44	10	2	0	0	0	0	0	0	0	0	0	0	0	0	188	27.7	33.2	25 to 35	71.3	12	6.4
18/07/2025	17:00	1	8	24	84	50	6	0	0	0	0	0	0	0	0	0	0	0	0	0	173	28	33	25 to 35	77.5	6	3.5
18/07/2025	18:00	0	1	11	58	49	12	3	0	0	0	0	0	0	0	0	0	0	0	0	134	30	34.5	25 to 35	79.9	15	11.2
18/07/2025	19:00	0	3	21	52	28	11	2	0	0	0	0	0	0	0	0	0	0	0	0	117	28.7	34.1	25 to 35	68.4	13	11.1
18/07/2025	20:00	0	1	13	41	21	6	1	1	0	0	0	0	0	0	0	0	0	0	0	84	28.9	33.8	25 to 35	73.8	8	9.5
18/07/2025	21:00	0	2	13	18	8	5	1	0	1	0	0	0	0	0	0	0	0	0	0	48	28.3	35	20 to 30	64.6	7	14.6
18/07/2025	22:00	0	2	3	19	11	4	6	0	0	0	0	0	0	0	0	0	0	0	0	45	30.7	38.8	25 to 35	66.7	10	22.2
18/07/2025	23:00	0	0	5	21	8	4	0	0	0	0	0	0	0	0	0	0	0	0	0	38	28.8	33.8	25 to 35	76.3	4	10.5
24 Hr Summary		21	82	274	943	524	139	27	1	1	0	0	0	0	0	0	0	0	0	0	2012	28.4	33.7	25 to 35	72.9	168	8.3

Incoming Histogram
2025 August Westfield Road (anchor)

from Mon-Jun-23-2025-11-00-AM to Wed-Aug-13-2025-09-59-AM

Date	Starting Hr:min	<15	15 to <20	20 to <25	25 to <30	30 to <35	35 to <40	40 to <45	45 to <50	50 to <55	55 to <60	60 to <65	65 to <70	70 to <75	75 to <80	80 to <85	85 to <90	90 to <95	95 to <100	100 to >105	Total Counts	Avg Speed (MPH)	85pct Speed	10MPH Pace	% in pace	# of Speeders	% Speeders
19/07/2025	00:00	0	0	2	10	5	0	2	0	0	0	0	0	0	0	0	0	0	0	0	19	29.6	34	25 to 35	78.9	2	10.5
19/07/2025	01:00	0	0	0	2	5	2	0	0	0	0	0	0	0	0	0	0	0	0	0	9	32.2	37.5	25 to 35	77.8	2	22.2
19/07/2025	02:00	0	0	1	1	4	0	0	0	0	0	0	0	0	0	0	0	0	0	0	6	29.7	33.8	25 to 35	83.3	*	*
19/07/2025	03:00	0	0	0	0	2	0	0	0	0	0	0	0	0	0	0	0	0	0	0	2	32	35	25 to 35	100.0	*	*
19/07/2025	04:00	0	1	1	0	2	0	0	0	0	0	0	0	0	0	0	0	0	0	0	4	25.8	32.5	15 to 25	50.0	*	*
19/07/2025	05:00	0	0	0	5	2	2	0	0	0	0	0	0	0	0	0	0	0	0	0	9	30.7	37.5	25 to 35	77.8	2	22.2
19/07/2025	06:00	0	0	0	3	0	0	0	0	0	0	0	0	0	0	0	0	0	0	0	3	27.3	30	20 to 30	100.0	*	*
19/07/2025	07:00	0	0	1	10	2	4	0	0	0	0	0	0	0	0	0	0	0	0	0	17	29.9	36.2	25 to 35	70.6	4	23.5
19/07/2025	08:00	1	0	10	44	14	7	1	0	0	0	0	0	0	0	0	0	0	0	0	77	28.6	33.6	25 to 35	75.3	8	10.4
19/07/2025	09:00	1	1	6	40	17	9	0	0	0	0	0	0	0	0	0	0	0	0	0	74	29	34.4	25 to 35	77.0	9	12.2
19/07/2025	10:00	1	12	19	44	21	6	1	0	0	0	0	0	0	0	0	0	0	0	0	104	27	32.9	25 to 35	62.5	7	6.7
19/07/2025	11:00	1	6	12	72	22	6	0	0	0	0	0	0	0	0	0	0	0	0	0	119	27.7	32.3	25 to 35	79.0	6	5.0
19/07/2025	12:00	0	2	13	34	39	7	0	0	0	0	0	0	0	0	0	0	0	0	0	95	29.3	34.1	25 to 35	76.8	7	7.4
19/07/2025	13:00	0	2	18	56	34	7	0	0	0	0	0	0	0	0	0	0	0	0	0	117	28.6	33.4	25 to 35	76.9	7	6.0
19/07/2025	14:00	1	5	21	52	32	12	1	0	0	0	0	0	0	0	0	0	0	0	0	124	28.5	34.1	25 to 35	67.7	13	10.5
19/07/2025	15:00	1	2	17	49	34	9	0	0	0	0	0	0	0	0	0	0	0	0	0	112	28.7	33.8	25 to 35	74.1	9	8.0
19/07/2025	16:00	1	2	13	44	32	8	0	0	0	0	0	0	0	0	0	0	0	0	0	100	28.9	33.9	25 to 35	76.0	8	8.0
19/07/2025	17:00	0	4	18	66	26	6	0	0	0	0	0	0	0	0	0	0	0	0	0	120	28	32.7	25 to 35	76.7	6	5.0
19/07/2025	18:00	1	2	14	57	23	6	2	0	1	0	0	0	0	0	0	0	0	0	0	106	28.6	33.5	25 to 35	75.5	9	8.5
19/07/2025	19:00	0	0	11	32	18	7	1	0	0	0	0	0	0	0	0	0	0	0	0	69	29.2	34.4	25 to 35	72.5	8	11.6
19/07/2025	20:00	0	1	6	22	19	3	0	0	0	0	0	0	0	0	0	0	0	0	0	51	29.1	33.7	25 to 35	80.4	3	5.9
19/07/2025	21:00	0	1	9	30	11	3	0	0	0	0	0	0	0	0	0	0	0	0	0	54	28	32.7	25 to 35	75.9	3	5.6
19/07/2025	22:00	0	2	12	28	10	3	3	0	0	0	0	0	0	0	0	0	0	0	0	58	28.2	33.5	20 to 30	69.0	6	10.3
19/07/2025	23:00	0	0	11	28	13	4	2	0	0	0	0	0	0	0	0	0	0	0	0	58	28.8	33.8	25 to 35	70.7	6	10.3
24 Hr Summary		8	43	215	729	387	111	13	0	1	0	0	0	0	0	0	0	0	0	0	1507	28.5	33.7	25 to 35	74.1	125	8.3

Incoming Histogram
2025 August Westfield Road (anchor)

from Mon-Jun-23-2025-11-00-AM to Wed-Aug-13-2025-09-59-AM

Date	Starting Hr:min	<15	15 to <20	20 to <25	25 to <30	30 to <35	35 to <40	40 to <45	45 to <50	50 to <55	55 to <60	60 to <65	65 to <70	70 to <75	75 to <80	80 to <85	85 to <90	90 to <95	95 to <100	100 to >105	Total Counts	Avg Speed (MPH)	85pct Speed	10MPH Pace	% in pace	# of Speeders	% Speeders
20/07/2025	00:00	0	0	3	8	7	6	2	0	0	0	0	0	0	0	0	0	0	0	0	26	31.6	38.3	25 to 35	57.7	8	30.8
20/07/2025	01:00	0	0	0	7	5	3	1	0	0	0	0	0	0	0	0	0	0	0	0	16	31.6	38.3	25 to 35	75.0	4	25.0
20/07/2025	02:00	0	0	1	0	1	2	0	0	0	0	0	0	0	0	0	0	0	0	0	4	32	37.5	30 to 40	75.0	2	50.0
20/07/2025	03:00	0	0	0	1	0	0	0	0	0	0	0	0	0	0	0	0	0	0	0	1	27	30	20 to 30	100.0	*	*
20/07/2025	04:00	0	0	0	0	0	0	0	1	0	0	0	0	0	0	0	0	0	0	0	1	47	50	40 to 50	100.0	1	100.0
20/07/2025	05:00	0	0	1	0	0	3	1	0	0	0	0	0	0	0	0	0	0	0	0	5	35.2	40	35 to 45	80.0	4	80.0
20/07/2025	06:00	0	0	0	0	4	1	0	0	0	0	0	0	0	0	0	0	0	0	0	5	33.2	35	30 to 40	100.0	1	20.0
20/07/2025	07:00	0	0	1	5	6	1	0	0	0	0	0	0	0	0	0	0	0	0	0	13	29.9	34.2	25 to 35	84.6	1	7.7
20/07/2025	08:00	0	2	5	18	17	1	0	0	0	0	0	0	0	0	0	0	0	0	0	43	28.6	33.5	25 to 35	81.4	1	2.3
20/07/2025	09:00	0	2	8	28	18	5	0	0	0	0	0	0	0	0	0	0	0	0	0	61	28.7	33.9	25 to 35	75.4	5	8.2
20/07/2025	10:00	0	4	8	40	22	2	1	0	0	0	0	0	0	0	0	0	0	0	0	77	28.3	33	25 to 35	80.5	3	3.9
20/07/2025	11:00	0	0	7	60	27	8	0	0	0	0	0	0	0	0	0	0	0	0	0	102	29.2	33.7	25 to 35	85.3	8	7.8
20/07/2025	12:00	1	8	18	69	32	6	3	0	0	0	0	0	0	0	0	0	0	0	0	137	28	33.1	25 to 35	73.7	9	6.6
20/07/2025	13:00	0	1	11	58	37	7	2	0	0	0	0	0	0	0	0	0	0	0	0	116	29.4	33.9	25 to 35	81.9	9	7.8
20/07/2025	14:00	0	5	16	51	34	9	1	0	0	0	0	0	0	0	0	0	0	0	0	116	28.7	34	25 to 35	73.3	10	8.6
20/07/2025	15:00	0	4	15	47	33	7	1	0	0	0	0	0	0	0	0	0	0	0	0	107	28.7	33.8	25 to 35	74.8	8	7.5
20/07/2025	16:00	0	4	11	50	23	5	0	0	0	0	0	0	0	0	0	0	0	0	0	93	28.2	33	25 to 35	78.5	5	5.4
20/07/2025	17:00	0	0	14	47	35	11	1	0	0	0	0	0	0	0	0	0	0	0	0	108	29.6	34.4	25 to 35	75.9	12	11.1
20/07/2025	18:00	0	1	7	33	18	6	2	0	0	0	0	0	0	0	0	0	0	0	0	67	29.4	34.4	25 to 35	76.1	8	11.9
20/07/2025	19:00	0	3	8	32	24	2	0	0	0	0	0	0	0	0	0	0	0	0	0	69	28.4	33.3	25 to 35	81.2	2	2.9
20/07/2025	20:00	0	0	7	20	16	7	0	0	0	0	0	0	0	0	0	0	0	0	0	50	29.7	34.7	25 to 35	72.0	7	14.0
20/07/2025	21:00	0	1	9	22	6	4	1	0	0	0	0	0	0	0	0	0	0	0	0	43	28.1	34.2	20 to 30	72.1	5	11.6
20/07/2025	22:00	0	0	0	12	7	3	0	0	1	0	0	0	0	0	0	0	0	0	0	23	31.3	36.7	25 to 35	82.6	4	17.4
20/07/2025	23:00	0	0	0	6	3	1	0	0	0	0	0	0	0	0	0	0	0	0	0	10	29.7	33.3	25 to 35	90.0	1	10.0
24 Hr Summary		1	35	150	614	375	100	16	1	1	0	0	0	0	0	0	0	0	0	0	1293	29	34	25 to 35	76.5	118	9.1

Incoming Histogram
2025 August Westfield Road (anchor)

from Mon-Jun-23-2025-11-00-AM to Wed-Aug-13-2025-09-59-AM

Date	Starting Hr:min	<15	15 to <20	20 to <25	25 to <30	30 to <35	35 to <40	40 to <45	45 to <50	50 to <55	55 to <60	60 to <65	65 to <70	70 to <75	75 to <80	80 to <85	85 to <90	90 to <95	95 to <100	100 to >105	Total Counts	Avg Speed (MPH)	85pct Speed	10MPH Pace	% in pace	# of Speeders	% Speeders
21/07/2025	00:00	0	0	0	2	2	0	0	0	0	0	0	0	0	0	0	0	0	0	0	4	29.5	32.5	25 to 35	100.0	*	*
21/07/2025	01:00	0	0	0	1	0	0	0	0	0	0	0	0	0	0	0	0	0	0	0	1	27	30	20 to 30	100.0	*	*
21/07/2025	02:00	2	0	0	0	2	0	0	0	0	0	0	0	0	0	0	0	0	0	0	4	22	32.5	5 to 15	50.0	*	*
21/07/2025	03:00	0	1	1	1	1	0	0	0	0	0	0	0	0	0	0	0	0	0	0	4	24.5	30	15 to 25	50.0	*	*
21/07/2025	04:00	0	1	0	0	0	0	0	0	0	0	0	0	0	0	0	0	0	0	0	1	17	20	10 to 20	100.0	*	*
21/07/2025	05:00	1	0	0	7	4	1	0	0	0	0	0	0	0	0	0	0	0	0	0	13	28.4	33.8	25 to 35	84.6	1	7.7
21/07/2025	06:00	0	4	3	18	11	1	2	1	0	0	0	0	0	0	0	0	0	0	0	40	28.9	34.1	25 to 35	72.5	4	10.0
21/07/2025	07:00	0	3	26	72	30	4	0	0	0	0	0	0	0	0	0	0	0	0	0	135	27.7	32.3	25 to 35	75.6	4	3.0
21/07/2025	08:00	2	4	23	78	29	5	1	0	0	0	0	0	0	0	0	0	0	0	0	142	27.6	32.4	25 to 35	75.4	6	4.2
21/07/2025	09:00	1	4	16	62	19	8	0	0	0	0	0	0	0	0	0	0	0	0	0	110	27.8	32.9	25 to 35	73.6	8	7.3
21/07/2025	10:00	0	3	11	46	24	5	1	0	0	0	0	0	0	0	0	0	0	0	0	90	28.6	33.3	25 to 35	77.8	6	6.7
21/07/2025	11:00	1	5	17	51	22	10	2	0	0	0	0	0	0	0	0	0	0	0	0	108	28.3	34.1	25 to 35	67.6	12	11.1
21/07/2025	12:00	1	1	22	61	24	10	1	0	0	0	0	0	0	0	0	0	0	0	0	120	28.3	33.5	25 to 35	70.8	11	9.2
21/07/2025	13:00	2	2	23	84	19	2	0	1	0	0	0	0	0	0	0	0	0	0	0	133	27.2	30.5	20 to 30	80.5	3	2.3
21/07/2025	14:00	3	5	12	58	21	2	0	0	0	0	0	0	0	0	0	0	0	0	0	101	27.1	31.9	25 to 35	78.2	2	2.0
21/07/2025	15:00	4	7	16	76	31	7	0	0	0	0	0	0	0	0	0	0	0	0	0	141	27.6	32.7	25 to 35	75.9	7	5.0
21/07/2025	16:00	1	7	25	95	49	4	2	1	0	0	0	0	0	0	0	0	0	0	0	184	28.1	32.9	25 to 35	78.3	7	3.8
21/07/2025	17:00	2	5	23	98	40	12	0	0	0	0	0	0	0	0	0	0	0	0	0	180	28.2	33.1	25 to 35	76.7	12	6.7
21/07/2025	18:00	1	3	13	79	32	12	0	0	0	0	0	0	0	0	0	0	0	0	0	140	28.7	33.6	25 to 35	79.3	12	8.6
21/07/2025	19:00	0	4	14	52	32	12	1	0	0	0	0	0	0	0	0	0	0	0	0	115	29.1	34.4	25 to 35	73.0	13	11.3
21/07/2025	20:00	0	0	6	29	27	6	0	0	0	0	0	0	0	0	0	0	0	0	0	68	29.9	34.3	25 to 35	82.4	6	8.8
21/07/2025	21:00	0	2	7	19	15	2	0	1	0	0	0	0	0	0	0	0	0	0	0	46	28.7	33.7	25 to 35	73.9	3	6.5
21/07/2025	22:00	0	1	5	16	12	5	1	0	1	0	0	0	0	0	0	0	0	0	0	41	30.2	36	25 to 35	68.3	7	17.1
21/07/2025	23:00	0	0	3	5	3	1	0	0	0	0	0	0	0	0	0	0	0	0	0	12	28.2	33.3	20 to 30	66.7	1	8.3
24 Hr Summary		21	62	266	1010	449	109	11	4	1	0	0	0	0	0	0	0	0	0	0	1933	28.1	33.2	25 to 35	75.5	125	6.5

Incoming Histogram
2025 August Westfield Road (anchor)

from Mon-Jun-23-2025-11-00-AM to Wed-Aug-13-2025-09-59-AM

Date	Starting Hr:min	<15	15 to <20	20 to <25	25 to <30	30 to <35	35 to <40	40 to <45	45 to <50	50 to <55	55 to <60	60 to <65	65 to <70	70 to <75	75 to <80	80 to <85	85 to <90	90 to <95	95 to <100	100 to >105	Total Counts	Avg Speed (MPH)	85pct Speed	10MPH Pace	% in pace	# of Speeders	% Speeders
22/07/2025	00:00	0	0	1	2	1	0	0	0	0	0	0	0	0	0	0	0	0	0	0	4	27	30	20 to 30	75.0	*	*
22/07/2025	01:00	0	0	0	1	0	0	0	0	0	0	0	0	0	0	0	0	0	0	0	1	27	30	20 to 30	100.0	*	*
22/07/2025	02:00	1	1	0	2	2	1	0	0	0	0	0	0	0	0	0	0	0	0	0	7	26.3	35	25 to 35	57.1	1	14.3
22/07/2025	03:00	2	2	0	2	1	0	0	0	0	0	0	0	0	0	0	0	0	0	0	7	20.9	30	10 to 20	57.1	*	*
22/07/2025	04:00	1	0	0	2	0	1	1	0	0	0	0	0	0	0	0	0	0	0	0	5	29	40	20 to 30	40.0	2	40.0
22/07/2025	05:00	0	1	3	11	6	1	1	0	0	0	0	0	0	0	0	0	0	0	0	23	28.7	34.2	25 to 35	73.9	2	8.7
22/07/2025	06:00	1	1	9	18	12	5	2	0	0	0	0	0	0	0	0	0	0	0	0	48	28.9	35	25 to 35	62.5	7	14.6
22/07/2025	07:00	1	3	19	85	32	12	1	0	0	0	0	0	0	0	0	0	0	0	0	153	28.5	33.4	25 to 35	76.5	13	8.5
22/07/2025	08:00	0	3	14	70	42	6	1	0	0	0	0	0	0	0	0	0	0	0	0	136	28.8	33.5	25 to 35	82.4	7	5.1
22/07/2025	09:00	2	3	11	47	24	3	2	0	0	0	0	0	0	0	0	0	0	0	0	92	28.1	33.1	25 to 35	77.2	5	5.4
22/07/2025	10:00	1	2	19	37	26	7	1	0	0	0	0	0	0	0	0	0	0	0	0	93	28.4	33.8	25 to 35	67.7	8	8.6
22/07/2025	11:00	4	4	13	51	24	5	1	0	0	0	0	0	0	0	0	0	0	0	0	102	27.6	33.1	25 to 35	73.5	6	5.9
22/07/2025	12:00	1	4	17	65	19	7	0	0	0	0	0	0	0	0	0	0	0	0	0	113	27.7	32.4	25 to 35	74.3	7	6.2
22/07/2025	13:00	0	4	17	57	31	2	0	0	0	0	0	0	0	0	0	0	0	0	0	111	27.9	32.6	25 to 35	79.3	2	1.8
22/07/2025	14:00	2	7	15	74	23	4	0	0	0	0	0	0	0	0	0	0	0	0	0	125	27.3	31.7	25 to 35	77.6	4	3.2
22/07/2025	15:00	3	2	39	101	31	5	0	0	0	0	0	0	0	0	0	0	0	0	0	181	27.2	31.5	20 to 30	77.3	5	2.8
22/07/2025	16:00	1	11	30	96	50	9	0	0	0	0	0	0	0	0	0	0	0	0	0	197	27.8	32.9	25 to 35	74.1	9	4.6
22/07/2025	17:00	2	10	40	113	45	5	0	0	0	0	0	0	0	0	0	0	0	0	0	215	27.2	32	25 to 35	73.5	5	2.3
22/07/2025	18:00	0	1	21	63	45	14	1	0	0	0	0	0	0	0	0	0	0	0	0	145	29.3	34.2	25 to 35	74.5	15	10.3
22/07/2025	19:00	3	2	8	57	27	7	1	0	0	0	0	0	0	0	0	0	0	0	0	105	28.4	33.5	25 to 35	80.0	8	7.6
22/07/2025	20:00	0	1	8	36	23	4	1	0	0	0	0	0	0	0	0	0	0	0	0	73	29.1	33.7	25 to 35	80.8	5	6.8
22/07/2025	21:00	0	0	2	12	11	6	1	0	0	0	0	0	0	0	0	0	0	0	0	32	31.1	36.7	25 to 35	71.9	7	21.9
22/07/2025	22:00	1	0	2	23	13	5	1	0	0	0	0	0	0	0	0	0	0	0	0	45	29.8	34.6	25 to 35	80.0	6	13.3
22/07/2025	23:00	0	0	1	7	4	4	0	0	0	0	0	0	0	0	0	0	0	0	0	16	30.6	37.5	25 to 35	68.8	4	25.0
24 Hr Summary		26	62	289	1032	492	113	15	0	0	0	0	0	0	0	0	0	0	0	0	2029	28.1	33.2	25 to 35	75.1	128	6.3

Incoming Histogram
2025 August Westfield Road (anchor)

from Mon-Jun-23-2025-11-00-AM to Wed-Aug-13-2025-09-59-AM

Date	Starting Hr:min	<15	15 to <20	20 to <25	25 to <30	30 to <35	35 to <40	40 to <45	45 to <50	50 to <55	55 to <60	60 to <65	65 to <70	70 to <75	75 to <80	80 to <85	85 to <90	90 to <95	95 to <100	100 to >105	Total Counts	Avg Speed (MPH)	85pct Speed	10MPH Pace	% in pace	# of Speeders	% Speeders
23/07/2025	00:00	0	0	1	4	1	1	0	0	0	0	0	0	0	0	0	0	0	0	0	7	28.7	35	20 to 30	71.4	1	14.3
23/07/2025	01:00	1	0	0	1	0	0	0	0	0	0	0	0	0	0	0	0	0	0	0	2	19.5	30	5 to 15	50.0	*	*
23/07/2025	02:00	1	1	0	3	0	0	0	0	0	0	0	0	0	0	0	0	0	0	0	5	22.2	28.3	20 to 30	60.0	*	*
23/07/2025	03:00	1	1	0	2	0	0	0	0	0	0	0	0	0	0	0	0	0	0	0	4	20.8	27.5	10 to 20	50.0	*	*
23/07/2025	04:00	1	0	2	0	2	1	0	0	0	0	0	0	0	0	0	0	0	0	0	6	26.3	35	30 to 40	50.0	1	16.7
23/07/2025	05:00	0	1	0	8	4	0	0	0	0	0	0	0	0	0	0	0	0	0	0	13	28	32.5	25 to 35	92.3	*	*
23/07/2025	06:00	0	1	4	17	13	5	0	0	0	0	0	0	0	0	0	0	0	0	0	40	29.5	34.6	25 to 35	75.0	5	12.5
23/07/2025	07:00	1	4	11	80	34	3	0	0	0	0	0	0	0	0	0	0	0	0	0	133	28.1	32.5	25 to 35	85.7	3	2.3
23/07/2025	08:00	0	4	11	50	43	7	0	0	0	0	0	0	0	0	0	0	0	0	0	115	29.1	33.8	25 to 35	80.9	7	6.1
23/07/2025	09:00	0	0	13	51	22	0	1	0	0	0	0	0	0	0	0	0	0	0	0	87	28.1	32.3	25 to 35	83.9	1	1.1
23/07/2025	10:00	1	2	8	49	9	6	0	0	0	0	0	0	0	0	0	0	0	0	0	75	27.8	32.2	25 to 35	77.3	6	8.0
23/07/2025	11:00	0	2	9	54	25	5	0	0	0	0	0	0	0	0	0	0	0	0	0	95	28.6	33.2	25 to 35	83.2	5	5.3
23/07/2025	12:00	2	4	22	63	24	4	0	0	0	0	0	0	0	0	0	0	0	0	0	119	27.3	32.1	25 to 35	73.1	4	3.4
23/07/2025	13:00	0	3	16	70	32	5	0	0	0	0	0	0	0	0	0	0	0	0	0	126	28.3	32.8	25 to 35	81.0	5	4.0
23/07/2025	14:00	2	4	16	63	27	4	2	0	0	0	0	0	0	0	0	0	0	0	0	118	27.9	32.8	25 to 35	76.3	6	5.1
23/07/2025	15:00	6	4	17	61	31	5	4	0	0	0	0	0	0	0	0	0	0	0	0	128	27.8	33.4	25 to 35	71.9	9	7.0
23/07/2025	16:00	0	7	32	76	40	3	1	0	0	0	0	0	0	0	0	0	0	0	0	159	27.5	32.5	25 to 35	73.0	4	2.5
23/07/2025	17:00	0	7	28	82	42	12	0	0	0	0	0	0	0	0	0	0	0	0	0	171	28.2	33.3	25 to 35	72.5	12	7.0
23/07/2025	18:00	0	5	17	68	36	10	1	0	0	0	0	0	0	0	0	0	0	0	0	137	28.6	33.6	25 to 35	75.9	11	8.0
23/07/2025	19:00	0	2	10	49	34	6	2	0	0	0	0	0	0	0	0	0	0	0	0	103	29.3	34	25 to 35	80.6	8	7.8
23/07/2025	20:00	0	2	16	41	31	5	0	0	0	0	0	0	0	0	0	0	0	0	0	95	28.6	33.5	25 to 35	75.8	5	5.3
23/07/2025	21:00	0	3	18	20	15	2	3	0	0	0	0	0	0	0	0	0	0	0	0	61	27.7	33.7	20 to 30	62.3	5	8.2
23/07/2025	22:00	0	0	5	18	10	3	2	0	0	0	0	0	0	0	0	0	0	0	0	38	29.6	34.5	25 to 35	73.7	5	13.2
23/07/2025	23:00	0	0	2	7	2	1	1	0	0	0	0	0	0	0	0	0	0	0	0	13	29.2	35	20 to 30	69.2	2	15.4
24 Hr Summary		16	57	258	937	477	88	17	0	0	0	0	0	0	0	0	0	0	0	0	1850	28.2	33.2	25 to 35	76.4	105	5.7

Incoming Histogram
2025 August Westfield Road (anchor)

from Mon-Jun-23-2025-11-00-AM to Wed-Aug-13-2025-09-59-AM

Date	Starting Hr:min	<15	15 to <20	20 to <25	25 to <30	30 to <35	35 to <40	40 to <45	45 to <50	50 to <55	55 to <60	60 to <65	65 to <70	70 to <75	75 to <80	80 to <85	85 to <90	90 to <95	95 to <100	100 to >105	Total Counts	Avg Speed (MPH)	85pct Speed	10MPH Pace	% in pace	# of Speeders	% Speeders
24/07/2025	00:00	0	1	3	7	1	1	0	0	0	0	0	0	0	0	0	0	0	0	0	13	26.4	30	20 to 30	76.9	1	7.7
24/07/2025	01:00	1	1	0	2	0	1	0	0	0	0	0	0	0	0	0	0	0	0	0	5	24.2	30	10 to 20	40.0	1	20.0
24/07/2025	02:00	0	1	1	0	2	1	0	0	0	0	0	0	0	0	0	0	0	0	0	5	28	35	30 to 40	60.0	1	20.0
24/07/2025	03:00	1	2	0	0	0	0	0	0	0	0	0	0	0	0	0	0	0	0	0	3	15.3	20	10 to 20	100.0	*	*
24/07/2025	04:00	0	0	0	1	1	1	0	0	0	0	0	0	0	0	0	0	0	0	0	3	32	40	25 to 35	66.7	1	33.3
24/07/2025	05:00	1	0	3	7	6	3	1	0	0	0	0	0	0	0	0	0	0	0	0	21	29.4	36.7	25 to 35	61.9	4	19.0
24/07/2025	06:00	1	0	5	17	10	5	0	1	0	0	0	0	0	0	0	0	0	0	0	39	29.4	35	25 to 35	69.2	6	15.4
24/07/2025	07:00	1	1	21	75	37	8	1	0	0	0	0	0	0	0	0	0	0	0	0	144	28.5	33.2	25 to 35	77.8	9	6.3
24/07/2025	08:00	1	3	13	49	23	4	1	0	0	0	0	0	0	0	0	0	0	0	0	94	28.1	33	25 to 35	76.6	5	5.3
24/07/2025	09:00	2	4	17	44	25	9	0	0	0	0	0	0	0	0	0	0	0	0	0	101	28	33.8	25 to 35	68.3	9	8.9
24/07/2025	10:00	0	0	9	46	21	4	1	0	0	0	0	0	0	0	0	0	0	0	0	81	28.9	33.3	25 to 35	82.7	5	6.2
24/07/2025	11:00	0	1	13	47	27	5	1	0	0	0	0	0	0	0	0	0	0	0	0	94	28.8	33.5	25 to 35	78.7	6	6.4
24/07/2025	12:00	2	5	22	59	30	0	1	0	0	0	0	0	0	0	0	0	0	0	0	119	27.2	32.2	25 to 35	74.8	1	0.8
24/07/2025	13:00	2	4	15	75	27	8	0	0	0	0	0	0	0	0	0	0	0	0	0	131	28	32.8	25 to 35	77.9	8	6.1
24/07/2025	14:00	3	6	11	75	34	2	1	0	0	0	0	0	0	0	0	0	0	0	0	132	27.8	32.5	25 to 35	82.6	3	2.3
24/07/2025	15:00	3	11	23	74	24	6	0	0	0	0	0	0	0	0	0	0	0	0	0	141	26.8	31.9	25 to 35	69.5	6	4.3
24/07/2025	16:00	2	8	16	76	30	4	1	0	0	0	0	0	0	0	0	0	0	0	0	137	27.6	32.3	25 to 35	77.4	5	3.6
24/07/2025	17:00	0	10	20	87	39	2	1	0	0	0	0	0	0	0	0	0	0	0	0	159	27.7	32.3	25 to 35	79.2	3	1.9
24/07/2025	18:00	0	7	20	65	45	7	0	0	0	0	0	0	0	0	0	0	0	0	0	144	28.3	33.3	25 to 35	76.4	7	4.9
24/07/2025	19:00	0	3	8	41	32	8	0	0	0	0	0	0	0	0	0	0	0	0	0	92	29.3	34.1	25 to 35	79.3	8	8.7
24/07/2025	20:00	0	0	9	28	27	10	0	0	0	0	0	0	0	0	0	0	0	0	0	74	30	34.8	25 to 35	74.3	10	13.5
24/07/2025	21:00	0	2	11	28	23	0	1	0	0	0	0	0	0	0	0	0	0	0	0	65	28.3	33	25 to 35	78.5	1	1.5
24/07/2025	22:00	0	1	5	23	6	6	3	1	0	0	0	0	0	0	0	0	0	0	0	45	30	37.5	25 to 35	64.4	10	22.2
24/07/2025	23:00	0	0	0	7	10	6	0	0	0	0	0	0	0	0	0	0	0	0	0	23	32.2	37.5	25 to 35	73.9	6	26.1
24 Hr Summary		20	71	245	933	480	101	13	2	0	0	0	0	0	0	0	0	0	0	0	1865	28.2	33.3	25 to 35	75.8	116	6.2

Incoming Histogram
2025 August Westfield Road (anchor)

from Mon-Jun-23-2025-11-00-AM to Wed-Aug-13-2025-09-59-AM

Date	Starting Hr:min	<15	15 to <20	20 to <25	25 to <30	30 to <35	35 to <40	40 to <45	45 to <50	50 to <55	55 to <60	60 to <65	65 to <70	70 to <75	75 to <80	80 to <85	85 to <90	90 to <95	95 to <100	100 to >105	Total Counts	Avg Speed (MPH)	85pct Speed	10MPH Pace	% in pace	# of Speeders	% Speeders
25/07/2025	00:00	0	0	1	3	2	2	0	0	0	0	0	0	0	0	0	0	0	0	0	8	30.3	37.5	25 to 35	62.5	2	25.0
25/07/2025	01:00	0	1	0	2	0	1	0	0	0	0	0	0	0	0	0	0	0	0	0	4	27.3	30	20 to 30	50.0	1	25.0
25/07/2025	02:00	1	0	3	2	0	0	0	0	0	0	0	0	0	0	0	0	0	0	0	6	22.2	27.5	20 to 30	83.3	*	*
25/07/2025	03:00	0	2	0	1	1	0	0	0	0	0	0	0	0	0	0	0	0	0	0	4	23.3	30	10 to 20	50.0	*	*
25/07/2025	04:00	0	0	1	1	0	0	0	0	0	0	0	0	0	0	0	0	0	0	0	2	24.5	30	20 to 30	100.0	*	*
25/07/2025	05:00	0	2	1	10	4	5	1	1	0	0	0	0	0	0	0	0	0	0	0	24	30.6	38	25 to 35	58.3	7	29.2
25/07/2025	06:00	0	1	3	15	17	3	2	0	0	0	0	0	0	0	0	0	0	0	0	41	30.3	34.7	25 to 35	78.0	5	12.2
25/07/2025	07:00	0	1	14	60	24	6	2	0	0	0	0	0	0	0	0	0	0	0	0	107	28.7	33.3	25 to 35	78.5	8	7.5
25/07/2025	08:00	0	0	8	38	27	5	1	0	0	0	0	0	0	0	0	0	0	0	0	79	29.5	33.9	25 to 35	82.3	6	7.6
25/07/2025	09:00	0	0	11	40	29	6	0	0	0	0	0	0	0	0	0	0	0	0	0	86	29.2	33.8	25 to 35	80.2	6	7.0
25/07/2025	10:00	1	1	15	50	26	8	0	0	0	0	0	0	0	0	0	0	0	0	0	101	28.5	33.7	25 to 35	75.2	8	7.9
25/07/2025	11:00	0	4	15	51	19	3	0	0	0	0	0	0	0	0	0	0	0	0	0	92	27.6	32.1	25 to 35	76.1	3	3.3
25/07/2025	12:00	0	10	12	56	36	3	1	1	0	0	0	0	0	0	0	0	0	0	0	119	28.2	33.2	25 to 35	77.3	5	4.2
25/07/2025	13:00	1	3	22	63	27	3	1	0	0	0	0	0	0	0	0	0	0	0	0	120	27.7	32.4	25 to 35	75.0	4	3.3
25/07/2025	14:00	4	6	12	57	36	4	1	0	0	0	0	0	0	0	0	0	0	0	0	120	27.9	33.2	25 to 35	77.5	5	4.2
25/07/2025	15:00	3	4	21	61	30	7	1	0	0	0	0	0	0	0	0	0	0	0	0	127	27.8	33.2	25 to 35	71.7	8	6.3
25/07/2025	16:00	1	6	26	81	31	14	1	0	0	0	0	0	0	0	0	0	0	0	0	160	28.1	33.5	25 to 35	70.0	15	9.4
25/07/2025	17:00	1	4	24	77	39	7	3	1	0	0	0	0	0	0	0	0	0	0	0	156	28.4	33.5	25 to 35	74.4	11	7.1
25/07/2025	18:00	1	5	26	46	32	13	4	0	0	0	0	0	0	0	0	0	0	0	0	127	28.7	34.7	25 to 35	61.4	17	13.4
25/07/2025	19:00	2	3	8	43	32	12	3	0	0	0	0	0	0	0	0	0	0	0	0	103	29.6	35	25 to 35	72.8	15	14.6
25/07/2025	20:00	1	0	10	28	12	4	1	0	0	0	0	0	0	0	0	0	0	0	0	56	28.3	33.8	25 to 35	71.4	5	8.9
25/07/2025	21:00	0	2	9	29	13	6	0	0	0	0	0	0	0	0	0	0	0	0	0	59	28.4	33.8	25 to 35	71.2	6	10.2
25/07/2025	22:00	0	0	5	24	9	6	0	1	0	0	0	0	0	0	0	0	0	0	0	45	29.6	35	25 to 35	73.3	7	15.6
25/07/2025	23:00	0	1	4	11	7	6	1	0	0	0	0	0	0	0	0	0	0	0	0	30	30	37.5	25 to 35	60.0	7	23.3
24 Hr Summary		16	56	251	849	453	124	23	4	0	0	0	0	0	0	0	0	0	0	0	1776	28.5	33.7	25 to 35	73.3	151	8.5

Incoming Histogram
2025 August Westfield Road (anchor)

from Mon-Jun-23-2025-11-00-AM to Wed-Aug-13-2025-09-59-AM

Date	Starting Hr:min	<15	15 to <20	20 to <25	25 to <30	30 to <35	35 to <40	40 to <45	45 to <50	50 to <55	55 to <60	60 to <65	65 to <70	70 to <75	75 to <80	80 to <85	85 to <90	90 to <95	95 to <100	100 to >105	Total Counts	Avg Speed (MPH)	85pct Speed	10MPH Pace	% in pace	# of Speeders	% Speeders
26/07/2025	00:00	0	0	1	8	12	2	0	0	0	0	0	0	0	0	0	0	0	0	0	23	30.6	34.6	25 to 35	87.0	2	8.7
26/07/2025	01:00	0	0	0	4	2	0	0	0	0	0	0	0	0	0	0	0	0	0	0	6	28.8	32.5	25 to 35	100.0	*	*
26/07/2025	02:00	0	2	2	1	4	0	0	0	0	0	0	0	0	0	0	0	0	0	0	9	26.2	33.8	25 to 35	55.6	*	*
26/07/2025	03:00	0	0	1	1	1	0	0	0	0	0	0	0	0	0	0	0	0	0	0	3	27	35	20 to 30	66.7	*	*
26/07/2025	04:00	1	0	0	2	0	0	0	0	0	0	0	0	0	0	0	0	0	0	0	3	22	30	20 to 30	66.7	*	*
26/07/2025	05:00	1	0	1	2	2	1	0	0	0	0	0	0	0	0	0	0	0	0	0	7	27	35	25 to 35	57.1	1	14.3
26/07/2025	06:00	0	0	0	1	2	1	0	0	0	0	0	0	0	0	0	0	0	0	0	4	32	35	25 to 35	75.0	1	25.0
26/07/2025	07:00	0	1	6	22	10	5	0	0	0	0	0	0	0	0	0	0	0	0	0	44	28.8	34	25 to 35	72.7	5	11.4
26/07/2025	08:00	0	2	4	23	9	6	2	0	0	0	0	0	0	0	0	0	0	0	0	46	29.5	35.8	25 to 35	69.6	8	17.4
26/07/2025	09:00	3	3	10	40	25	8	0	0	0	0	0	0	0	0	0	0	0	0	0	89	28.3	34	25 to 35	73.0	8	9.0
26/07/2025	10:00	0	6	12	49	40	2	3	1	0	0	0	0	0	0	0	0	0	0	0	113	28.9	33.6	25 to 35	78.8	6	5.3
26/07/2025	11:00	2	5	21	55	33	2	2	0	0	0	0	0	0	0	0	0	0	0	0	120	27.7	32.9	25 to 35	73.3	4	3.3
26/07/2025	12:00	0	0	13	68	30	6	1	0	0	0	0	0	0	0	0	0	0	0	0	118	28.8	33.2	25 to 35	83.1	7	5.9
26/07/2025	13:00	0	3	19	51	33	5	0	0	0	0	0	0	0	0	0	0	0	0	0	111	28.3	33.2	25 to 35	75.7	5	4.5
26/07/2025	14:00	0	4	21	85	25	5	2	0	0	0	0	0	0	0	0	0	0	0	0	142	27.9	32.2	25 to 35	77.5	7	4.9
26/07/2025	15:00	0	1	7	60	25	7	4	0	0	0	0	0	0	0	0	0	0	0	0	104	29.5	34	25 to 35	81.7	11	10.6
26/07/2025	16:00	0	1	17	57	30	10	0	0	0	0	0	0	0	0	0	0	0	0	0	115	28.8	33.8	25 to 35	75.7	10	8.7
26/07/2025	17:00	0	4	11	53	23	12	2	0	0	0	0	0	0	0	0	0	0	0	0	105	29.1	34.6	25 to 35	72.4	14	13.3
26/07/2025	18:00	0	2	10	44	23	7	0	1	0	0	0	0	0	0	0	0	0	0	0	87	29	33.9	25 to 35	77.0	8	9.2
26/07/2025	19:00	0	4	5	32	19	3	0	0	0	0	0	0	0	0	0	0	0	0	0	63	28.4	33.4	25 to 35	81.0	3	4.8
26/07/2025	20:00	1	1	5	26	13	3	2	0	0	0	0	0	0	0	0	0	0	0	0	51	28.8	33.8	25 to 35	76.5	5	9.8
26/07/2025	21:00	0	1	8	23	14	4	1	0	0	0	0	0	0	0	0	0	0	0	0	51	28.8	33.9	25 to 35	72.5	5	9.8
26/07/2025	22:00	0	1	8	32	10	3	1	0	0	0	0	0	0	0	0	0	0	0	0	55	28.2	33	25 to 35	76.4	4	7.3
26/07/2025	23:00	0	1	6	15	9	2	0	0	0	0	0	0	0	0	0	0	0	0	0	33	28.2	33.3	25 to 35	72.7	2	6.1
24 Hr Summary		8	42	188	754	394	94	20	2	0	0	0	0	0	0	0	0	0	0	0	1502	28.6	33.6	25 to 35	76.4	116	7.7

Incoming Histogram
2025 August Westfield Road (anchor)

from Mon-Jun-23-2025-11-00-AM to Wed-Aug-13-2025-09-59-AM

Date	Starting Hr:min	<15	15 to <20	20 to <25	25 to <30	30 to <35	35 to <40	40 to <45	45 to <50	50 to <55	55 to <60	60 to <65	65 to <70	70 to <75	75 to <80	80 to <85	85 to <90	90 to <95	95 to <100	100 to >105	Total Counts	Avg Speed (MPH)	85pct Speed	10MPH Pace	% in pace	# of Speeders	% Speeders
27/07/2025	00:00	0	0	3	11	10	6	1	0	0	0	0	0	0	0	0	0	0	0	0	31	31	36.7	25 to 35	67.7	7	22.6
27/07/2025	01:00	0	0	1	1	6	3	0	0	0	0	0	0	0	0	0	0	0	0	0	11	32.3	36.7	30 to 40	81.8	3	27.3
27/07/2025	02:00	0	0	0	1	2	0	0	0	0	0	0	0	0	0	0	0	0	0	0	3	30.3	35	25 to 35	100.0	*	*
27/07/2025	03:00	0	0	1	4	0	0	0	0	0	0	0	0	0	0	0	0	0	0	0	5	26.2	28.8	20 to 30	100.0	*	*
27/07/2025	04:00	0	0	0	0	0	0	0	0	0	0	0	0	0	0	0	0	0	0	0	0	0	0	*	*	*	*
27/07/2025	05:00	0	0	0	1	3	0	0	1	0	0	0	0	0	0	0	0	0	0	0	5	34.2	35	25 to 35	80.0	1	20.0
27/07/2025	06:00	0	0	0	3	1	2	0	0	0	0	0	0	0	0	0	0	0	0	0	6	31.5	37.5	25 to 35	66.7	2	33.3
27/07/2025	07:00	0	0	3	17	13	2	0	1	0	0	0	0	0	0	0	0	0	0	0	36	29.9	34.2	25 to 35	83.3	3	8.3
27/07/2025	08:00	1	0	4	17	6	7	2	1	0	0	0	0	0	0	0	0	0	0	0	38	30.4	37.9	25 to 35	60.5	10	26.3
27/07/2025	09:00	1	1	4	26	18	11	2	0	0	0	0	0	0	0	0	0	0	0	0	63	30.3	36.8	25 to 35	69.8	13	20.6
27/07/2025	10:00	0	1	4	39	33	6	0	0	0	0	0	0	0	0	0	0	0	0	0	83	29.8	34.1	25 to 35	86.7	6	7.2
27/07/2025	11:00	0	1	12	52	33	5	2	0	0	0	0	0	0	0	0	0	0	0	0	105	29.1	33.6	25 to 35	81.0	7	6.7
27/07/2025	12:00	0	2	21	59	22	6	1	0	0	0	0	0	0	0	0	0	0	0	0	111	28	32.7	25 to 35	73.0	7	6.3
27/07/2025	13:00	2	1	14	42	36	8	0	0	0	0	0	0	0	0	0	0	0	0	0	103	28.9	34	25 to 35	75.7	8	7.8
27/07/2025	14:00	0	3	12	51	29	14	0	0	0	0	0	0	0	0	0	0	0	0	0	109	29.2	34.7	25 to 35	73.4	14	12.8
27/07/2025	15:00	0	0	15	55	20	0	0	0	0	0	0	0	0	0	0	0	0	0	0	90	27.7	31.5	25 to 35	83.3	*	*
27/07/2025	16:00	1	5	19	43	33	11	2	1	0	0	0	0	0	0	0	0	0	0	0	115	28.9	34.5	25 to 35	66.1	14	12.2
27/07/2025	17:00	0	1	4	32	25	8	1	1	0	0	0	0	0	0	0	0	0	0	0	72	30.4	34.8	25 to 35	79.2	10	13.9
27/07/2025	18:00	0	0	9	29	22	6	1	1	0	0	0	0	0	0	0	0	0	0	0	68	29.8	34.5	25 to 35	75.0	8	11.8
27/07/2025	19:00	0	2	7	18	16	6	1	0	0	0	0	0	0	0	0	0	0	0	0	50	29.4	34.7	25 to 35	68.0	7	14.0
27/07/2025	20:00	0	1	11	35	15	4	1	0	0	0	0	0	0	0	0	0	0	0	0	67	28.4	33.3	25 to 35	74.6	5	7.5
27/07/2025	21:00	0	0	3	17	9	5	0	0	1	0	0	0	0	0	0	0	0	0	0	35	30.4	36	25 to 35	74.3	6	17.1
27/07/2025	22:00	0	0	1	10	4	4	1	0	0	0	0	0	0	0	0	0	0	0	0	20	30.8	37.5	25 to 35	70.0	5	25.0
27/07/2025	23:00	0	0	1	6	3	1	0	0	0	0	0	0	0	0	0	0	0	0	0	11	29.1	33.3	25 to 35	81.8	1	9.1
24 Hr Summary		5	18	149	569	359	115	15	6	1	0	0	0	0	0	0	0	0	0	0	1237	29.3	34.3	25 to 35	75.0	137	11.1

Incoming Histogram
2025 August Westfield Road (anchor)

from Mon-Jun-23-2025-11-00-AM to Wed-Aug-13-2025-09-59-AM

Date	Starting Hr:min	<15	15 to <20	20 to <25	25 to <30	30 to <35	35 to <40	40 to <45	45 to <50	50 to <55	55 to <60	60 to <65	65 to <70	70 to <75	75 to <80	80 to <85	85 to <90	90 to <95	95 to <100	100 to >105	Total Counts	Avg Speed (MPH)	85pct Speed	10MPH Pace	% in pace	# of Speeders	% Speeders
28/07/2025	00:00	0	0	1	2	3	0	0	0	0	0	0	0	0	0	0	0	0	0	0	6	28.8	33.3	25 to 35	83.3	*	*
28/07/2025	01:00	0	0	0	0	1	2	0	0	0	0	0	0	0	0	0	0	0	0	0	3	35.7	40	30 to 40	100.0	2	66.7
28/07/2025	02:00	1	0	0	1	1	0	0	0	0	0	0	0	0	0	0	0	0	0	0	3	23.7	35	25 to 35	66.7	*	*
28/07/2025	03:00	0	2	0	0	0	0	0	0	0	0	0	0	0	0	0	0	0	0	0	2	17.5	20	10 to 20	100.0	*	*
28/07/2025	04:00	0	0	0	1	1	0	0	0	0	0	0	0	0	0	0	0	0	0	0	2	29.5	35	25 to 35	100.0	*	*
28/07/2025	05:00	0	0	4	6	3	2	0	0	0	0	0	0	0	0	0	0	0	0	0	15	28.2	35	20 to 30	66.7	2	13.3
28/07/2025	06:00	1	1	9	10	7	3	1	0	0	0	0	0	0	0	0	0	0	0	0	32	27.6	34.3	20 to 30	59.4	4	12.5
28/07/2025	07:00	0	1	7	71	36	10	2	1	0	0	0	0	0	0	0	0	0	0	0	128	29.7	34.2	25 to 35	83.6	13	10.2
28/07/2025	08:00	0	3	13	54	21	7	0	0	0	0	0	0	0	0	0	0	0	0	0	98	28.3	33.1	25 to 35	76.5	7	7.1
28/07/2025	09:00	1	4	19	45	16	5	0	0	0	0	0	0	0	0	0	0	0	0	0	90	27.2	32.2	20 to 30	71.1	5	5.6
28/07/2025	10:00	0	2	10	45	21	1	1	0	0	0	0	0	0	0	0	0	0	0	0	80	28.2	32.6	25 to 35	82.5	2	2.5
28/07/2025	11:00	1	1	13	43	19	5	1	0	0	0	0	0	0	0	0	0	0	0	0	83	28.3	33.4	25 to 35	74.7	6	7.2
28/07/2025	12:00	2	7	13	49	25	5	2	0	0	0	0	0	0	0	0	0	0	0	0	103	27.8	33.4	25 to 35	71.8	7	6.8
28/07/2025	13:00	0	2	35	66	29	2	0	1	0	0	0	0	0	0	0	0	0	0	0	135	27.4	32.1	20 to 30	74.8	3	2.2
28/07/2025	14:00	3	6	20	69	27	3	0	0	0	0	0	0	0	0	0	0	0	0	0	128	27.1	32	25 to 35	75.0	3	2.3
28/07/2025	15:00	1	13	19	60	19	6	0	0	0	0	0	0	0	0	0	0	0	0	0	118	26.7	31.8	20 to 30	66.9	6	5.1
28/07/2025	16:00	1	14	34	75	26	8	0	0	0	0	0	0	0	0	0	0	0	0	0	158	26.7	31.9	20 to 30	69.0	8	5.1
28/07/2025	17:00	0	3	27	103	35	5	0	0	0	0	0	0	0	0	0	0	0	0	0	173	27.8	32	25 to 35	79.8	5	2.9
28/07/2025	18:00	0	1	14	73	25	7	0	0	0	0	0	0	0	0	0	0	0	0	0	120	28.4	32.8	25 to 35	81.7	7	5.8
28/07/2025	19:00	0	4	11	36	24	5	2	1	0	0	0	0	0	0	0	0	0	0	0	83	28.9	34.2	25 to 35	72.3	8	9.6
28/07/2025	20:00	0	1	6	33	14	7	1	0	0	0	0	0	0	0	0	0	0	0	0	62	29.3	34.6	25 to 35	75.8	8	12.9
28/07/2025	21:00	0	0	11	25	11	5	0	1	0	1	0	0	0	0	0	0	0	0	0	54	29.3	34.5	20 to 30	66.7	7	13.0
28/07/2025	22:00	0	1	5	21	6	3	0	0	1	0	0	0	0	0	0	0	0	0	0	37	28.8	33.3	25 to 35	73.0	4	10.8
28/07/2025	23:00	0	1	0	5	3	2	1	0	0	0	0	0	0	0	0	0	0	0	0	12	30.7	37.5	25 to 35	66.7	3	25.0
24 Hr Summary		11	67	271	893	373	93	11	4	1	1	0	0	0	0	0	0	0	0	0	1725	28	33	25 to 35	73.4	110	6.4

Incoming Histogram
2025 August Westfield Road (anchor)

from Mon-Jun-23-2025-11-00-AM to Wed-Aug-13-2025-09-59-AM

Date	Starting Hr:min	<15	15 to <20	20 to <25	25 to <30	30 to <35	35 to <40	40 to <45	45 to <50	50 to <55	55 to <60	60 to <65	65 to <70	70 to <75	75 to <80	80 to <85	85 to <90	90 to <95	95 to <100	100 to >105	Total Counts	Avg Speed (MPH)	85pct Speed	10MPH Pace	% in pace	# of Speeders	% Speeders
29/07/2025	00:00	0	1	2	6	3	1	0	0	0	0	0	0	0	0	0	0	0	0	0	13	27.6	33.3	25 to 35	69.2	1	7.7
29/07/2025	01:00	0	0	0	1	0	1	0	0	0	0	0	0	0	0	0	0	0	0	0	2	32	40	20 to 30	50.0	1	50.0
29/07/2025	02:00	0	1	1	1	1	0	0	0	0	0	0	0	0	0	0	0	0	0	0	4	24.5	30	15 to 25	50.0	*	*
29/07/2025	03:00	1	0	1	1	0	0	0	0	0	0	0	0	0	0	0	0	0	0	0	3	20.3	30	20 to 30	66.7	*	*
29/07/2025	04:00	0	0	1	1	0	1	0	0	0	0	0	0	0	0	0	0	0	0	0	3	28.7	40	20 to 30	66.7	1	33.3
29/07/2025	05:00	0	0	1	10	6	2	0	1	0	0	0	0	0	0	0	0	0	0	0	20	30.5	35	25 to 35	80.0	3	15.0
29/07/2025	06:00	1	0	4	18	13	6	1	0	0	0	0	0	0	0	0	0	0	0	0	43	29.8	35.8	25 to 35	72.1	7	16.3
29/07/2025	07:00	1	2	26	60	34	4	0	0	0	0	0	0	0	0	0	0	0	0	0	127	27.8	32.8	25 to 35	74.0	4	3.1
29/07/2025	08:00	0	3	13	51	28	2	0	0	0	0	0	0	0	0	0	0	0	0	0	97	28.1	32.7	25 to 35	81.4	2	2.1
29/07/2025	09:00	1	5	15	44	28	4	0	0	0	0	0	0	0	0	0	0	0	0	0	97	27.8	33	25 to 35	74.2	4	4.1
29/07/2025	10:00	1	7	11	45	14	4	0	0	0	0	0	0	0	0	0	0	0	0	0	82	27.1	32.1	25 to 35	72.0	4	4.9
29/07/2025	11:00	3	8	15	43	11	3	0	0	0	0	0	0	0	0	0	0	0	0	0	83	26	30.9	20 to 30	69.9	3	3.6
29/07/2025	12:00	1	4	20	65	19	2	0	0	0	0	0	0	0	0	0	0	0	0	0	111	27.1	31.1	20 to 30	76.6	2	1.8
29/07/2025	13:00	0	4	21	62	23	5	2	0	0	0	0	0	0	0	0	0	0	0	0	117	27.9	32.6	25 to 35	72.6	7	6.0
29/07/2025	14:00	3	7	17	69	24	5	1	0	0	0	0	0	0	0	0	0	0	0	0	126	27.3	32.3	25 to 35	73.8	6	4.8
29/07/2025	15:00	4	5	19	63	38	2	1	0	0	0	0	0	0	0	0	0	0	0	0	132	27.6	32.8	25 to 35	76.5	3	2.3
29/07/2025	16:00	1	6	21	87	32	10	2	0	0	0	0	0	0	0	0	0	0	0	0	159	28.2	33.1	25 to 35	74.8	12	7.5
29/07/2025	17:00	0	9	28	79	32	13	0	0	0	0	0	0	0	0	0	0	0	0	0	161	27.9	33.3	25 to 35	68.9	13	8.1
29/07/2025	18:00	0	6	27	80	43	12	0	1	0	0	0	0	0	0	0	0	0	0	0	169	28.4	33.6	25 to 35	72.8	13	7.7
29/07/2025	19:00	0	1	16	46	36	11	0	0	0	0	0	0	0	0	0	0	0	0	0	110	29.3	34.3	25 to 35	74.5	11	10.0
29/07/2025	20:00	0	3	9	39	19	6	1	0	0	0	0	0	0	0	0	0	0	0	0	77	28.6	33.7	25 to 35	75.3	7	9.1
29/07/2025	21:00	0	0	6	18	9	4	1	1	0	0	0	0	0	0	0	0	0	0	0	39	29.7	35	25 to 35	69.2	6	15.4
29/07/2025	22:00	0	0	4	15	9	5	0	0	1	0	0	0	0	0	0	0	0	0	0	34	30.4	36	25 to 35	70.6	6	17.6
29/07/2025	23:00	0	0	3	7	6	1	4	0	0	0	0	0	0	0	0	0	0	0	0	21	31.3	41.2	25 to 35	61.9	5	23.8
24 Hr Summary		17	72	281	911	428	104	13	3	1	0	0	0	0	0	0	0	0	0	0	1830	28	33.2	25 to 35	73.2	121	6.6

Incoming Histogram
2025 August Westfield Road (anchor)

from Mon-Jun-23-2025-11-00-AM to Wed-Aug-13-2025-09-59-AM

Date	Starting Hr:min	<15	15 to <20	20 to <25	25 to <30	30 to <35	35 to <40	40 to <45	45 to <50	50 to <55	55 to <60	60 to <65	65 to <70	70 to <75	75 to <80	80 to <85	85 to <90	90 to <95	95 to <100	100 to >105	Total Counts	Avg Speed (MPH)	85pct Speed	10MPH Pace	% in pace	# of Speeders	% Speeders
30/07/2025	00:00	0	1	2	3	2	1	0	0	0	0	0	0	0	0	0	0	0	0	0	9	27.1	35	20 to 30	55.6	1	11.1
30/07/2025	01:00	0	1	0	0	0	0	0	0	0	0	0	0	0	0	0	0	0	0	0	1	17	20	10 to 20	100.0	*	*
30/07/2025	02:00	1	1	3	1	1	1	0	0	0	0	0	0	0	0	0	0	0	0	0	8	24	35	15 to 25	50.0	1	12.5
30/07/2025	03:00	0	2	0	3	0	0	1	0	0	0	0	0	0	0	0	0	0	0	0	6	26.5	30	20 to 30	50.0	1	16.7
30/07/2025	04:00	0	0	1	2	0	0	0	0	0	0	0	0	0	0	0	0	0	0	0	3	25.7	30	20 to 30	100.0	*	*
30/07/2025	05:00	2	1	2	7	3	1	1	0	0	0	0	0	0	0	0	0	0	0	0	17	26.6	33.3	25 to 35	58.8	2	11.8
30/07/2025	06:00	1	1	9	16	16	6	1	0	0	0	0	0	0	0	0	0	0	0	0	50	29.1	34.7	25 to 35	64.0	7	14.0
30/07/2025	07:00	0	2	18	63	28	9	1	0	0	0	0	0	0	0	0	0	0	0	0	121	28.6	33.6	25 to 35	75.2	10	8.3
30/07/2025	08:00	1	2	12	68	35	10	1	0	0	0	0	0	0	0	0	0	0	0	0	129	29	33.9	25 to 35	79.8	11	8.5
30/07/2025	09:00	2	2	11	42	20	7	0	0	0	0	0	0	0	0	0	0	0	0	0	84	28.2	33.5	25 to 35	73.8	7	8.3
30/07/2025	10:00	2	2	16	59	28	6	0	0	0	0	0	0	0	0	0	0	0	0	0	113	28.1	33	25 to 35	77.0	6	5.3
30/07/2025	11:00	0	6	13	52	23	6	1	0	0	0	0	0	0	0	0	0	0	0	0	101	28.1	33.3	25 to 35	74.3	7	6.9
30/07/2025	12:00	1	7	18	66	21	5	0	0	0	0	0	0	0	0	0	0	0	0	0	118	27.3	31.9	25 to 35	73.7	5	4.2
30/07/2025	13:00	0	2	16	60	20	8	0	0	0	0	0	0	0	0	0	0	0	0	0	106	28.2	33	25 to 35	75.5	8	7.5
30/07/2025	14:00	5	5	20	51	20	4	0	0	0	0	0	0	0	0	0	0	0	0	0	105	26.6	32	20 to 30	67.6	4	3.8
30/07/2025	15:00	4	9	17	61	40	7	1	0	0	0	0	0	0	0	0	0	0	0	0	139	27.8	33.4	25 to 35	72.7	8	5.8
30/07/2025	16:00	1	7	25	84	28	10	2	0	0	0	0	0	0	0	0	0	0	0	0	157	27.8	32.9	25 to 35	71.3	12	7.6
30/07/2025	17:00	0	8	33	102	35	10	1	1	0	0	0	0	0	0	0	0	0	0	0	190	27.8	32.7	25 to 35	72.1	12	6.3
30/07/2025	18:00	0	9	16	63	33	8	3	0	0	0	0	0	0	0	0	0	0	0	0	132	28.4	33.6	25 to 35	72.7	11	8.3
30/07/2025	19:00	0	1	16	47	36	4	1	1	0	0	0	0	0	0	0	0	0	0	0	106	29	33.6	25 to 35	78.3	6	5.7
30/07/2025	20:00	1	5	9	42	20	6	1	0	0	0	0	0	0	0	0	0	0	0	0	84	28.2	33.5	25 to 35	73.8	7	8.3
30/07/2025	21:00	0	0	10	39	17	2	2	0	0	0	0	0	0	0	0	0	0	0	0	70	28.7	33.2	25 to 35	80.0	4	5.7
30/07/2025	22:00	0	2	5	27	9	4	1	1	0	0	0	0	0	0	0	0	0	0	0	49	28.9	34.4	25 to 35	73.5	6	12.2
30/07/2025	23:00	0	0	3	9	7	3	1	0	0	0	0	0	0	0	0	0	0	0	0	23	30.2	36.7	25 to 35	69.6	4	17.4
24 Hr Summary		21	76	275	967	442	118	19	3	0	0	0	0	0	0	0	0	0	0	0	1921	28.1	33.3	25 to 35	73.3	140	7.3

Incoming Histogram
2025 August Westfield Road (anchor)

from Mon-Jun-23-2025-11-00-AM to Wed-Aug-13-2025-09-59-AM

Date	Starting Hr:min	<15	15 to <20	20 to <25	25 to <30	30 to <35	35 to <40	40 to <45	45 to <50	50 to <55	55 to <60	60 to <65	65 to <70	70 to <75	75 to <80	80 to <85	85 to <90	90 to <95	95 to <100	100 to >105	Total Counts	Avg Speed (MPH)	85pct Speed	10MPH Pace	% in pace	# of Speeders	% Speeders
31/07/2025	00:00	0	0	0	0	3	0	2	0	0	0	0	0	0	0	0	0	0	0	0	5	36.2	42.5	25 to 35	60.0	2	40.0
31/07/2025	01:00	1	1	0	2	1	1	0	0	0	0	0	0	0	0	0	0	0	0	0	6	25.3	35	25 to 35	50.0	1	16.7
31/07/2025	02:00	0	0	0	1	1	0	0	0	0	0	0	0	0	0	0	0	0	0	0	2	29.5	35	25 to 35	100.0	*	*
31/07/2025	03:00	0	0	0	1	0	0	0	0	0	0	0	0	0	0	0	0	0	0	0	1	27	30	20 to 30	100.0	*	*
31/07/2025	04:00	0	1	2	0	0	0	0	0	0	0	0	0	0	0	0	0	0	0	0	3	20.3	25	15 to 25	100.0	*	*
31/07/2025	05:00	1	0	2	9	2	1	0	0	0	0	0	0	0	0	0	0	0	0	0	15	27	32.5	20 to 30	73.3	1	6.7
31/07/2025	06:00	0	1	3	15	10	4	0	0	0	0	0	0	0	0	0	0	0	0	0	33	29.4	34.5	25 to 35	75.8	4	12.1
31/07/2025	07:00	0	4	17	65	28	3	1	0	0	0	0	0	0	0	0	0	0	0	0	118	28	32.5	25 to 35	78.8	4	3.4
31/07/2025	08:00	0	3	8	55	15	10	1	0	0	0	0	0	0	0	0	0	0	0	0	92	28.8	34	25 to 35	76.1	11	12.0
31/07/2025	09:00	0	1	6	49	23	5	1	0	0	0	0	0	0	0	0	0	0	0	0	85	29.1	33.5	25 to 35	84.7	6	7.1
31/07/2025	10:00	1	2	16	45	19	7	4	0	0	0	0	0	0	0	0	0	0	0	0	94	28.6	34.2	25 to 35	68.1	11	11.7
31/07/2025	11:00	0	2	15	49	32	6	0	0	0	0	0	0	0	0	0	0	0	0	0	104	28.7	33.4	25 to 35	77.9	6	5.8
31/07/2025	12:00	1	7	13	81	34	5	2	0	0	0	0	0	0	0	0	0	0	0	0	143	28.1	32.9	25 to 35	80.4	7	4.9
31/07/2025	13:00	0	3	23	53	25	2	1	0	0	0	0	0	0	0	0	0	0	0	0	107	27.6	32.4	25 to 35	72.9	3	2.8
31/07/2025	14:00	4	8	20	68	22	4	1	0	0	0	0	0	0	0	0	0	0	0	0	127	26.9	31.8	25 to 35	70.9	5	3.9
31/07/2025	15:00	4	8	27	73	34	9	0	0	0	0	0	0	0	0	0	0	0	0	0	155	27.4	32.9	25 to 35	69.0	9	5.8
31/07/2025	16:00	2	5	16	83	38	7	1	0	0	0	0	0	0	0	0	0	0	0	0	152	28.2	33	25 to 35	79.6	8	5.3
31/07/2025	17:00	2	8	32	84	48	10	0	0	0	0	0	0	0	0	0	0	0	0	0	184	27.8	33.1	25 to 35	71.7	10	5.4
31/07/2025	18:00	0	5	25	67	25	9	3	0	0	0	0	0	0	0	0	0	0	0	0	134	28.1	33.4	20 to 30	68.7	12	9.0
31/07/2025	19:00	0	2	20	55	26	12	1	0	0	0	0	0	0	0	0	0	0	0	0	116	28.7	34.2	25 to 35	69.8	13	11.2
31/07/2025	20:00	1	1	10	38	15	8	1	0	0	0	0	0	0	0	0	0	0	0	0	74	28.7	34.3	25 to 35	71.6	9	12.2
31/07/2025	21:00	0	0	7	30	17	3	0	0	0	0	0	0	0	0	0	0	0	0	0	57	28.8	33.2	25 to 35	82.5	3	5.3
31/07/2025	22:00	0	1	3	18	10	4	1	0	0	0	0	0	0	0	0	0	0	0	0	37	29.5	34.5	25 to 35	75.7	5	13.5
31/07/2025	23:00	0	0	2	13	6	1	0	0	0	0	0	0	0	0	0	0	0	0	0	22	28.7	33.3	25 to 35	86.4	1	4.5
24 Hr Summary		17	63	267	954	434	111	20	0	0	0	0	0	0	0	0	0	0	0	0	1866	28.2	33.3	25 to 35	74.4	131	7.0

Incoming Histogram
2025 August Westfield Road (anchor)

from Mon-Jun-23-2025-11-00-AM to Wed-Aug-13-2025-09-59-AM

Date	Starting Hr:min	<15	15 to <20	20 to <25	25 to <30	30 to <35	35 to <40	40 to <45	45 to <50	50 to <55	55 to <60	60 to <65	65 to <70	70 to <75	75 to <80	80 to <85	85 to <90	90 to <95	95 to <100	100 to >105	Total Counts	Avg Speed (MPH)	85pct Speed	10MPH Pace	% in pace	# of Speeders	% Speeders
01/08/2025	00:00	1	0	1	3	2	3	0	0	0	0	0	0	0	0	0	0	0	0	0	10	29.2	36.7	25 to 35	50.0	3	30.0
01/08/2025	01:00	0	1	0	2	2	1	0	0	0	0	0	0	0	0	0	0	0	0	0	6	28.7	35	25 to 35	66.7	1	16.7
01/08/2025	02:00	0	0	0	0	0	1	1	0	0	0	0	0	0	0	0	0	0	0	0	2	39.5	45	35 to 45	100.0	2	100.0
01/08/2025	03:00	0	1	1	1	1	0	0	0	0	0	0	0	0	0	0	0	0	0	0	4	24.5	30	15 to 25	50.0	*	*
01/08/2025	04:00	0	0	1	1	0	0	0	0	0	0	0	0	0	0	0	0	0	0	0	2	24.5	30	20 to 30	100.0	*	*
01/08/2025	05:00	0	1	2	8	4	3	0	0	0	0	0	0	0	0	0	0	0	0	0	18	29.1	35	25 to 35	66.7	3	16.7
01/08/2025	06:00	1	1	4	13	9	3	1	1	0	0	0	0	0	0	0	0	0	0	0	33	29.2	35	25 to 35	66.7	5	15.2
01/08/2025	07:00	0	2	17	57	24	2	0	1	0	0	0	0	0	0	0	0	0	0	0	103	28	32.5	25 to 35	78.6	3	2.9
01/08/2025	08:00	0	2	7	45	26	10	1	1	0	0	0	0	0	0	0	0	0	0	0	92	29.7	34.6	25 to 35	77.2	12	13.0
01/08/2025	09:00	2	7	15	47	20	2	1	0	0	0	0	0	0	0	0	0	0	0	0	94	27	32.2	25 to 35	71.3	3	3.2
01/08/2025	10:00	5	1	19	49	24	7	0	0	0	0	0	0	0	0	0	0	0	0	0	105	27.6	33.1	25 to 35	69.5	7	6.7
01/08/2025	11:00	1	0	17	53	30	5	1	0	0	0	0	0	0	0	0	0	0	0	0	107	28.5	33.3	25 to 35	77.6	6	5.6
01/08/2025	12:00	4	5	19	78	33	7	0	0	0	0	0	0	0	0	0	0	0	0	0	146	27.7	32.7	25 to 35	76.0	7	4.8
01/08/2025	13:00	1	2	13	71	23	1	1	0	0	0	0	0	0	0	0	0	0	0	0	112	27.8	31.7	25 to 35	83.9	2	1.8
01/08/2025	14:00	0	9	21	57	20	10	1	0	0	0	0	0	0	0	0	0	0	0	0	118	27.6	33.2	20 to 30	66.1	11	9.3
01/08/2025	15:00	3	9	19	70	47	6	2	0	0	0	0	0	0	0	0	0	0	0	0	156	28.1	33.4	25 to 35	75.0	8	5.1
01/08/2025	16:00	1	4	13	67	28	13	0	0	0	0	0	0	0	0	0	0	0	0	0	126	28.6	33.9	25 to 35	75.4	13	10.3
01/08/2025	17:00	0	6	20	81	32	18	1	0	0	0	0	0	0	0	0	0	0	0	0	158	28.7	34.2	25 to 35	71.5	19	12.0
01/08/2025	18:00	0	3	24	71	34	11	1	0	0	0	0	0	0	0	0	0	0	0	0	144	28.5	33.5	25 to 35	72.9	12	8.3
01/08/2025	19:00	0	2	11	41	33	6	1	0	0	0	0	0	0	0	0	0	0	0	0	94	29.2	33.9	25 to 35	78.7	7	7.4
01/08/2025	20:00	0	0	6	32	16	2	3	0	0	0	0	0	0	0	0	0	0	0	0	59	29.4	33.8	25 to 35	81.4	5	8.5
01/08/2025	21:00	0	1	3	22	17	3	0	1	0	0	0	0	0	0	0	0	0	0	0	47	29.7	34.1	25 to 35	83.0	4	8.5
01/08/2025	22:00	0	0	6	20	3	4	0	1	0	0	0	0	0	0	0	0	0	0	0	34	28.7	35	20 to 30	76.5	5	14.7
01/08/2025	23:00	0	0	10	17	6	2	0	0	0	0	0	0	0	0	0	0	0	0	0	35	27.4	32.5	20 to 30	77.1	2	5.7
24 Hr Summary		19	57	249	906	434	120	15	5	0	0	0	0	0	0	0	0	0	0	0	1805	28.3	33.5	25 to 35	74.2	140	7.8

Incoming Histogram
2025 August Westfield Road (anchor)

from Mon-Jun-23-2025-11-00-AM to Wed-Aug-13-2025-09-59-AM

Date	Starting Hr:min	<15	15 to <20	20 to <25	25 to <30	30 to <35	35 to <40	40 to <45	45 to <50	50 to <55	55 to <60	60 to <65	65 to <70	70 to <75	75 to <80	80 to <85	85 to <90	90 to <95	95 to <100	100 to >105	Total Counts	Avg Speed (MPH)	85pct Speed	10MPH Pace	% in pace	# of Speeders	% Speeders
02/08/2025	00:00	0	0	0	4	10	4	3	1	0	0	0	0	0	0	0	0	0	0	0	22	34.3	41.7	25 to 35	63.6	8	36.4
02/08/2025	01:00	0	0	0	3	9	1	0	0	0	0	0	0	0	0	0	0	0	0	0	13	31.5	34.4	25 to 35	92.3	1	7.7
02/08/2025	02:00	1	0	1	3	0	0	1	0	0	0	0	0	0	0	0	0	0	0	0	6	26.3	30	20 to 30	66.7	1	16.7
02/08/2025	03:00	0	2	0	0	1	0	0	0	0	0	0	0	0	0	0	0	0	0	0	3	22.3	35	10 to 20	66.7	*	*
02/08/2025	04:00	0	0	0	2	2	0	0	0	0	0	0	0	0	0	0	0	0	0	0	4	29.5	32.5	25 to 35	100.0	*	*
02/08/2025	05:00	0	0	2	3	1	0	0	0	0	0	0	0	0	0	0	0	0	0	0	6	26.3	30	20 to 30	83.3	*	*
02/08/2025	06:00	0	0	0	3	3	1	0	0	0	0	0	0	0	0	0	0	0	0	0	7	30.7	35	25 to 35	85.7	1	14.3
02/08/2025	07:00	0	1	2	15	7	3	0	0	0	0	0	0	0	0	0	0	0	0	0	28	28.9	34.3	25 to 35	78.6	3	10.7
02/08/2025	08:00	0	2	2	19	12	7	1	0	0	0	0	0	0	0	0	0	0	0	0	43	30	36.4	25 to 35	72.1	8	18.6
02/08/2025	09:00	1	4	15	40	29	7	0	0	0	0	0	0	0	0	0	0	0	0	0	96	28.3	33.8	25 to 35	71.9	7	7.3
02/08/2025	10:00	2	4	7	40	33	6	1	0	0	0	0	0	0	0	0	0	0	0	0	93	28.8	33.9	25 to 35	78.5	7	7.5
02/08/2025	11:00	0	1	20	58	26	7	1	0	0	0	0	0	0	0	0	0	0	0	0	113	28.4	33.3	25 to 35	74.3	8	7.1
02/08/2025	12:00	0	0	10	48	28	6	0	0	0	0	0	0	0	0	0	0	0	0	0	92	29.1	33.6	25 to 35	82.6	6	6.5
02/08/2025	13:00	0	5	15	46	27	8	2	0	0	0	0	0	0	0	0	0	0	0	0	103	28.6	34.1	25 to 35	70.9	10	9.7
02/08/2025	14:00	0	1	10	46	33	4	0	0	0	0	0	0	0	0	0	0	0	0	0	94	29	33.5	25 to 35	84.0	4	4.3
02/08/2025	15:00	0	3	14	56	41	5	0	0	0	0	0	0	0	0	0	0	0	0	0	119	28.8	33.4	25 to 35	81.5	5	4.2
02/08/2025	16:00	3	2	8	56	43	9	1	0	0	0	0	0	0	0	0	0	0	0	0	122	29.2	34.1	25 to 35	81.1	10	8.2
02/08/2025	17:00	2	2	18	36	29	7	6	0	0	0	0	0	0	0	0	0	0	0	0	100	29.1	34.7	25 to 35	65.0	13	13.0
02/08/2025	18:00	0	2	7	41	30	7	2	0	0	0	0	0	0	0	0	0	0	0	0	89	29.6	34.3	25 to 35	79.8	9	10.1
02/08/2025	19:00	0	1	4	30	23	10	0	0	0	0	0	0	0	0	0	0	0	0	0	68	30.2	35	25 to 35	77.9	10	14.7
02/08/2025	20:00	0	0	6	33	14	7	0	0	0	0	0	0	0	0	0	0	0	0	0	60	29.3	34.3	25 to 35	78.3	7	11.7
02/08/2025	21:00	0	0	5	19	9	6	1	0	0	0	0	0	0	0	0	0	0	0	0	40	29.8	35.8	25 to 35	70.0	7	17.5
02/08/2025	22:00	0	1	14	15	11	6	1	0	1	0	0	0	0	0	0	0	0	0	0	49	28.9	35.8	20 to 30	59.2	8	16.3
02/08/2025	23:00	0	0	1	8	8	5	0	0	0	0	0	0	0	0	0	0	0	0	0	22	31.3	37	25 to 35	72.7	5	22.7
24 Hr Summary		9	31	161	624	429	116	20	1	1	0	0	0	0	0	0	0	0	0	0	1392	29.1	34.2	25 to 35	75.6	138	9.9

Incoming Histogram
2025 August Westfield Road (anchor)

from Mon-Jun-23-2025-11-00-AM to Wed-Aug-13-2025-09-59-AM

Date	Starting Hr:min	<15	15 to <20	20 to <25	25 to <30	30 to <35	35 to <40	40 to <45	45 to <50	50 to <55	55 to <60	60 to <65	65 to <70	70 to <75	75 to <80	80 to <85	85 to <90	90 to <95	95 to <100	100 to >105	Total Counts	Avg Speed (MPH)	85pct Speed	10MPH Pace	% in pace	# of Speeders	% Speeders
03/08/2025	00:00	0	0	0	15	5	0	1	0	0	0	0	0	0	0	0	0	0	0	0	21	29.3	33	25 to 35	95.2	1	4.8
03/08/2025	01:00	0	0	0	2	2	3	1	0	0	0	0	0	0	0	0	0	0	0	0	8	34.1	40	30 to 40	62.5	4	50.0
03/08/2025	02:00	0	0	0	0	1	0	0	0	0	0	0	0	0	0	0	0	0	0	0	1	32	35	25 to 35	100.0	*	*
03/08/2025	03:00	0	0	0	0	1	0	0	0	0	0	0	0	0	0	0	0	0	0	0	1	32	35	25 to 35	100.0	*	*
03/08/2025	04:00	0	0	0	1	0	0	0	0	0	0	0	0	0	0	0	0	0	0	0	1	27	30	20 to 30	100.0	*	*
03/08/2025	05:00	0	1	1	3	2	2	0	0	0	0	0	0	0	0	0	0	0	0	0	9	28.8	37.5	25 to 35	55.6	2	22.2
03/08/2025	06:00	0	0	1	8	1	0	0	0	0	0	0	0	0	0	0	0	0	0	0	10	27.3	29.4	20 to 30	90.0	*	*
03/08/2025	07:00	0	0	1	6	6	0	0	0	0	0	0	0	0	0	0	0	0	0	0	13	29.3	33.3	25 to 35	92.3	*	*
03/08/2025	08:00	0	3	2	8	9	0	1	0	0	0	0	0	0	0	0	0	0	0	0	23	28.2	33.9	25 to 35	73.9	1	4.3
03/08/2025	09:00	0	1	13	27	17	4	1	0	0	0	0	0	0	0	0	0	0	0	0	63	28.5	33.8	25 to 35	69.8	5	7.9
03/08/2025	10:00	0	3	11	30	16	2	2	0	0	0	0	0	0	0	0	0	0	0	0	64	28.1	33.1	25 to 35	71.9	4	6.3
03/08/2025	11:00	2	2	16	44	34	3	1	0	0	0	0	0	0	0	0	0	0	0	0	102	28.3	33.4	25 to 35	76.5	4	3.9
03/08/2025	12:00	0	3	7	74	37	5	1	0	0	0	0	0	0	0	0	0	0	0	0	127	28.9	33.2	25 to 35	87.4	6	4.7
03/08/2025	13:00	0	3	9	52	20	10	1	0	0	0	0	0	0	0	0	0	0	0	0	95	28.9	34.2	25 to 35	75.8	11	11.6
03/08/2025	14:00	0	3	10	28	30	4	3	0	0	0	0	0	0	0	0	0	0	0	0	78	29.4	34.2	25 to 35	74.4	7	9.0
03/08/2025	15:00	0	2	10	46	32	12	1	0	0	0	0	0	0	0	0	0	0	0	0	103	29.6	34.7	25 to 35	75.7	13	12.6
03/08/2025	16:00	0	5	14	45	25	7	1	0	0	0	0	0	0	0	0	0	0	0	0	97	28.4	33.6	25 to 35	72.2	8	8.2
03/08/2025	17:00	0	1	9	29	15	6	1	0	0	0	0	0	0	0	0	0	0	0	0	61	29	34.3	25 to 35	72.1	7	11.5
03/08/2025	18:00	0	0	9	38	24	7	1	0	0	0	0	0	0	0	0	0	0	0	0	79	29.4	34.2	25 to 35	78.5	8	10.1
03/08/2025	19:00	0	0	5	19	16	1	2	0	0	0	0	0	0	0	0	0	0	0	0	43	29.7	34.1	25 to 35	81.4	3	7.0
03/08/2025	20:00	0	1	7	26	12	8	1	0	0	0	0	0	0	0	0	0	0	0	0	55	29.4	35.6	25 to 35	69.1	9	16.4
03/08/2025	21:00	0	0	3	9	9	1	1	0	0	0	0	0	0	0	0	0	0	0	0	23	29.7	34.4	25 to 35	78.3	2	8.7
03/08/2025	22:00	1	1	3	10	5	1	1	0	0	0	0	0	0	0	0	0	0	0	0	22	27.7	34	25 to 35	68.2	2	9.1
03/08/2025	23:00	0	0	2	7	3	2	1	1	0	0	0	0	0	0	0	0	0	0	0	16	30.9	40	25 to 35	62.5	4	25.0
24 Hr Summary		3	29	133	527	322	78	22	1	0	0	0	0	0	0	0	0	0	0	0	1115	29	34	25 to 35	76.1	101	9.1

Incoming Histogram
2025 August Westfield Road (anchor)

from Mon-Jun-23-2025-11-00-AM to Wed-Aug-13-2025-09-59-AM

Date	Starting Hr:min	<15	15 to <20	20 to <25	25 to <30	30 to <35	35 to <40	40 to <45	45 to <50	50 to <55	55 to <60	60 to <65	65 to <70	70 to <75	75 to <80	80 to <85	85 to <90	90 to <95	95 to <100	100 to >105	Total Counts	Avg Speed (MPH)	85pct Speed	10MPH Pace	% in pace	# of Speeders	% Speeders
04/08/2025	00:00	1	0	0	4	2	1	0	0	0	0	0	0	0	0	0	0	0	0	0	8	27.8	35	25 to 35	75.0	1	12.5
04/08/2025	01:00	0	0	0	0	1	0	0	0	0	0	0	0	0	0	0	0	0	0	0	1	32	35	25 to 35	100.0	*	*
04/08/2025	02:00	2	0	0	0	1	0	0	0	0	0	0	0	0	0	0	0	0	0	0	3	18.7	35	5 to 15	66.7	*	*
04/08/2025	03:00	1	1	1	1	0	0	0	0	0	0	0	0	0	0	0	0	0	0	0	4	19.5	25	10 to 20	50.0	*	*
04/08/2025	04:00	0	1	0	1	1	0	0	0	0	0	0	0	0	0	0	0	0	0	0	3	25.3	35	25 to 35	66.7	*	*
04/08/2025	05:00	1	0	2	10	3	1	0	0	0	0	0	0	0	0	0	0	0	0	0	17	27.3	31.7	25 to 35	76.5	1	5.9
04/08/2025	06:00	0	2	5	12	6	3	0	0	0	0	0	0	0	0	0	0	0	0	0	28	27.9	34.2	25 to 35	64.3	3	10.7
04/08/2025	07:00	0	6	21	75	34	6	2	1	0	0	0	0	0	0	0	0	0	0	0	145	28.3	33.1	25 to 35	75.2	9	6.2
04/08/2025	08:00	1	1	12	44	22	5	1	0	0	0	0	0	0	0	0	0	0	0	0	86	28.5	33.4	25 to 35	76.7	6	7.0
04/08/2025	09:00	0	3	11	45	23	4	1	0	0	0	0	0	0	0	0	0	0	0	0	87	28.4	33.3	25 to 35	78.2	5	5.7
04/08/2025	10:00	1	1	9	59	27	3	1	0	0	0	0	0	0	0	0	0	0	0	0	101	28.5	33	25 to 35	85.1	4	4.0
04/08/2025	11:00	3	2	20	34	26	5	1	0	0	0	0	0	0	0	0	0	0	0	0	91	27.8	33.5	25 to 35	65.9	6	6.6
04/08/2025	12:00	1	13	17	53	27	4	1	0	0	0	0	0	0	0	0	0	0	0	0	116	27.1	32.8	25 to 35	69.0	5	4.3
04/08/2025	13:00	1	2	19	60	23	5	0	0	0	0	0	0	0	0	0	0	0	0	0	110	27.8	32.6	25 to 35	75.5	5	4.5
04/08/2025	14:00	4	12	15	74	23	9	2	0	0	0	0	0	0	0	0	0	0	0	0	139	27.3	32.8	25 to 35	69.8	11	7.9
04/08/2025	15:00	2	7	19	66	30	9	0	0	0	0	0	0	0	0	0	0	0	0	0	133	27.8	33.2	25 to 35	72.2	9	6.8
04/08/2025	16:00	0	9	23	71	19	5	2	0	0	0	0	0	0	0	0	0	0	0	0	129	27.2	31.8	20 to 30	72.9	7	5.4
04/08/2025	17:00	1	6	18	71	45	14	1	0	0	0	0	0	0	0	0	0	0	0	0	156	28.8	34.1	25 to 35	74.4	15	9.6
04/08/2025	18:00	0	5	22	52	35	7	2	0	0	0	0	0	0	0	0	0	0	0	0	123	28.4	33.7	25 to 35	70.7	9	7.3
04/08/2025	19:00	0	4	18	48	16	6	0	0	0	0	0	0	0	0	0	0	0	0	0	92	27.5	32.5	20 to 30	71.7	6	6.5
04/08/2025	20:00	0	1	12	31	17	11	1	0	0	0	0	0	0	0	0	0	0	0	0	73	29.3	35.5	25 to 35	65.8	12	16.4
04/08/2025	21:00	0	1	6	17	8	7	0	0	0	0	0	0	0	0	0	0	0	0	0	39	29.2	35.7	25 to 35	64.1	7	17.9
04/08/2025	22:00	0	0	2	16	9	2	2	0	0	0	0	0	0	0	0	0	0	0	0	31	30.1	34.4	25 to 35	80.6	4	12.9
04/08/2025	23:00	0	1	4	5	1	3	0	0	0	0	0	0	0	0	0	0	0	0	0	14	27.6	36.7	20 to 30	64.3	3	21.4
24 Hr Summary		19	78	256	849	399	110	17	1	0	0	0	0	0	0	0	0	0	0	0	1729	28	33.4	25 to 35	72.2	128	7.4

Incoming Histogram
2025 August Westfield Road (anchor)

from Mon-Jun-23-2025-11-00-AM to Wed-Aug-13-2025-09-59-AM

Date	Starting Hr:min	<15	15 to <20	20 to <25	25 to <30	30 to <35	35 to <40	40 to <45	45 to <50	50 to <55	55 to <60	60 to <65	65 to <70	70 to <75	75 to <80	80 to <85	85 to <90	90 to <95	95 to <100	100 to >105	Total Counts	Avg Speed (MPH)	85pct Speed	10MPH Pace	% in pace	# of Speeders	% Speeders
05/08/2025	00:00	1	0	0	3	2	0	0	0	0	0	0	0	0	0	0	0	0	0	0	6	26.2	32.5	25 to 35	83.3	*	*
05/08/2025	01:00	1	0	1	1	2	2	0	0	0	0	0	0	0	0	0	0	0	0	0	7	28.4	37.5	30 to 40	57.1	2	28.6
05/08/2025	02:00	1	0	0	1	1	0	0	1	0	0	0	0	0	0	0	0	0	0	0	4	29.5	35	25 to 35	50.0	1	25.0
05/08/2025	03:00	0	1	0	1	1	0	1	0	0	0	0	0	0	0	0	0	0	0	0	4	29.5	35	25 to 35	50.0	1	25.0
05/08/2025	04:00	1	0	0	1	0	0	0	0	0	0	0	0	0	0	0	0	0	0	0	2	17	30	0 to 10	50.0	*	*
05/08/2025	05:00	1	1	2	11	4	3	0	0	0	0	0	0	0	0	0	0	0	0	0	22	28	35	25 to 35	68.2	3	13.6
05/08/2025	06:00	0	1	1	18	9	5	2	0	0	0	0	0	0	0	0	0	0	0	0	36	30.4	37	25 to 35	75.0	7	19.4
05/08/2025	07:00	0	5	19	74	25	8	2	0	0	0	0	0	0	0	0	0	0	0	0	133	28.1	33	25 to 35	74.4	10	7.5
05/08/2025	08:00	2	2	11	56	24	4	1	0	0	0	0	0	0	0	0	0	0	0	0	100	28.2	32.9	25 to 35	80.0	5	5.0
05/08/2025	09:00	1	0	5	17	10	2	0	0	0	0	0	0	0	0	0	0	0	0	0	35	28.3	33.5	25 to 35	77.1	2	5.7
05/08/2025	10:00	*	*	*	*	*	*	*	*	*	*	*	*	*	*	*	*	*	*	*	*	*	*	*	*	*	*
05/08/2025	11:00	*	*	*	*	*	*	*	*	*	*	*	*	*	*	*	*	*	*	*	*	*	*	*	*	*	*
05/08/2025	12:00	*	*	*	*	*	*	*	*	*	*	*	*	*	*	*	*	*	*	*	*	*	*	*	*	*	*
05/08/2025	13:00	*	*	*	*	*	*	*	*	*	*	*	*	*	*	*	*	*	*	*	*	*	*	*	*	*	*
05/08/2025	14:00	*	*	*	*	*	*	*	*	*	*	*	*	*	*	*	*	*	*	*	*	*	*	*	*	*	*
05/08/2025	15:00	*	*	*	*	*	*	*	*	*	*	*	*	*	*	*	*	*	*	*	*	*	*	*	*	*	*
05/08/2025	16:00	*	*	*	*	*	*	*	*	*	*	*	*	*	*	*	*	*	*	*	*	*	*	*	*	*	*
05/08/2025	17:00	*	*	*	*	*	*	*	*	*	*	*	*	*	*	*	*	*	*	*	*	*	*	*	*	*	*
05/08/2025	18:00	*	*	*	*	*	*	*	*	*	*	*	*	*	*	*	*	*	*	*	*	*	*	*	*	*	*
05/08/2025	19:00	*	*	*	*	*	*	*	*	*	*	*	*	*	*	*	*	*	*	*	*	*	*	*	*	*	*
05/08/2025	20:00	*	*	*	*	*	*	*	*	*	*	*	*	*	*	*	*	*	*	*	*	*	*	*	*	*	*
05/08/2025	21:00	*	*	*	*	*	*	*	*	*	*	*	*	*	*	*	*	*	*	*	*	*	*	*	*	*	*
05/08/2025	22:00	*	*	*	*	*	*	*	*	*	*	*	*	*	*	*	*	*	*	*	*	*	*	*	*	*	*
05/08/2025	23:00	*	*	*	*	*	*	*	*	*	*	*	*	*	*	*	*	*	*	*	*	*	*	*	*	*	*
24 Hr Summary		8	10	39	183	78	24	6	1	0	0	0	0	0	0	0	0	0	0	0	349	28.3	33.7	25 to 35	74.8	31	8.9

Incoming Histogram
2025 August Westfield Road (anchor)

from Mon-Jun-23-2025-11-00-AM to Wed-Aug-13-2025-09-59-AM

Date	Starting Hr:min	<15	15 to <20	20 to <25	25 to <30	30 to <35	35 to <40	40 to <45	45 to <50	50 to <55	55 to <60	60 to <65	65 to <70	70 to <75	75 to <80	80 to <85	85 to <90	90 to <95	95 to <100	100 to >105	Total Counts	Avg Speed (MPH)	85pct Speed	10MPH Pace	% in pace	# of Speeders	% Speeders
06/08/2025	00:00	*	*	*	*	*	*	*	*	*	*	*	*	*	*	*	*	*	*	*	*	*	*	*	*	*	*
06/08/2025	01:00	*	*	*	*	*	*	*	*	*	*	*	*	*	*	*	*	*	*	*	*	*	*	*	*	*	*
06/08/2025	02:00	*	*	*	*	*	*	*	*	*	*	*	*	*	*	*	*	*	*	*	*	*	*	*	*	*	*
06/08/2025	03:00	*	*	*	*	*	*	*	*	*	*	*	*	*	*	*	*	*	*	*	*	*	*	*	*	*	*
06/08/2025	04:00	*	*	*	*	*	*	*	*	*	*	*	*	*	*	*	*	*	*	*	*	*	*	*	*	*	*
06/08/2025	05:00	*	*	*	*	*	*	*	*	*	*	*	*	*	*	*	*	*	*	*	*	*	*	*	*	*	*
06/08/2025	06:00	*	*	*	*	*	*	*	*	*	*	*	*	*	*	*	*	*	*	*	*	*	*	*	*	*	*
06/08/2025	07:00	*	*	*	*	*	*	*	*	*	*	*	*	*	*	*	*	*	*	*	*	*	*	*	*	*	*
06/08/2025	08:00	*	*	*	*	*	*	*	*	*	*	*	*	*	*	*	*	*	*	*	*	*	*	*	*	*	*
06/08/2025	09:00	*	*	*	*	*	*	*	*	*	*	*	*	*	*	*	*	*	*	*	*	*	*	*	*	*	*
06/08/2025	10:00	*	*	*	*	*	*	*	*	*	*	*	*	*	*	*	*	*	*	*	*	*	*	*	*	*	*
06/08/2025	11:00	*	*	*	*	*	*	*	*	*	*	*	*	*	*	*	*	*	*	*	*	*	*	*	*	*	*
06/08/2025	12:00	*	*	*	*	*	*	*	*	*	*	*	*	*	*	*	*	*	*	*	*	*	*	*	*	*	*
06/08/2025	13:00	*	*	*	*	*	*	*	*	*	*	*	*	*	*	*	*	*	*	*	*	*	*	*	*	*	*
06/08/2025	14:00	*	*	*	*	*	*	*	*	*	*	*	*	*	*	*	*	*	*	*	*	*	*	*	*	*	*
06/08/2025	15:00	*	*	*	*	*	*	*	*	*	*	*	*	*	*	*	*	*	*	*	*	*	*	*	*	*	*
06/08/2025	16:00	*	*	*	*	*	*	*	*	*	*	*	*	*	*	*	*	*	*	*	*	*	*	*	*	*	*
06/08/2025	17:00	*	*	*	*	*	*	*	*	*	*	*	*	*	*	*	*	*	*	*	*	*	*	*	*	*	*
06/08/2025	18:00	*	*	*	*	*	*	*	*	*	*	*	*	*	*	*	*	*	*	*	*	*	*	*	*	*	*
06/08/2025	19:00	*	*	*	*	*	*	*	*	*	*	*	*	*	*	*	*	*	*	*	*	*	*	*	*	*	*
06/08/2025	20:00	*	*	*	*	*	*	*	*	*	*	*	*	*	*	*	*	*	*	*	*	*	*	*	*	*	*
06/08/2025	21:00	*	*	*	*	*	*	*	*	*	*	*	*	*	*	*	*	*	*	*	*	*	*	*	*	*	*
06/08/2025	22:00	*	*	*	*	*	*	*	*	*	*	*	*	*	*	*	*	*	*	*	*	*	*	*	*	*	*
06/08/2025	23:00	*	*	*	*	*	*	*	*	*	*	*	*	*	*	*	*	*	*	*	*	*	*	*	*	*	*
24 Hr Summary		0	0	0	0	0	0	0	0	0	0	0	0	0	0	0	0	0	0	0	0	0	0	*	*	*	

Incoming Histogram
2025 August Westfield Road (anchor)

from Mon-Jun-23-2025-11-00-AM to Wed-Aug-13-2025-09-59-AM

Date	Starting Hr:min	<15	15 to <20	20 to <25	25 to <30	30 to <35	35 to <40	40 to <45	45 to <50	50 to <55	55 to <60	60 to <65	65 to <70	70 to <75	75 to <80	80 to <85	85 to <90	90 to <95	95 to <100	100 to >105	Total Counts	Avg Speed (MPH)	85pct Speed	10MPH Pace	% in pace	# of Speeders	% Speeders
07/08/2025	00:00	*	*	*	*	*	*	*	*	*	*	*	*	*	*	*	*	*	*	*	*	*	*	*	*	*	*
07/08/2025	01:00	*	*	*	*	*	*	*	*	*	*	*	*	*	*	*	*	*	*	*	*	*	*	*	*	*	*
07/08/2025	02:00	*	*	*	*	*	*	*	*	*	*	*	*	*	*	*	*	*	*	*	*	*	*	*	*	*	*
07/08/2025	03:00	*	*	*	*	*	*	*	*	*	*	*	*	*	*	*	*	*	*	*	*	*	*	*	*	*	*
07/08/2025	04:00	*	*	*	*	*	*	*	*	*	*	*	*	*	*	*	*	*	*	*	*	*	*	*	*	*	*
07/08/2025	05:00	*	*	*	*	*	*	*	*	*	*	*	*	*	*	*	*	*	*	*	*	*	*	*	*	*	*
07/08/2025	06:00	*	*	*	*	*	*	*	*	*	*	*	*	*	*	*	*	*	*	*	*	*	*	*	*	*	*
07/08/2025	07:00	*	*	*	*	*	*	*	*	*	*	*	*	*	*	*	*	*	*	*	*	*	*	*	*	*	*
07/08/2025	08:00	*	*	*	*	*	*	*	*	*	*	*	*	*	*	*	*	*	*	*	*	*	*	*	*	*	*
07/08/2025	09:00	*	*	*	*	*	*	*	*	*	*	*	*	*	*	*	*	*	*	*	*	*	*	*	*	*	*
07/08/2025	10:00	*	*	*	*	*	*	*	*	*	*	*	*	*	*	*	*	*	*	*	*	*	*	*	*	*	*
07/08/2025	11:00	*	*	*	*	*	*	*	*	*	*	*	*	*	*	*	*	*	*	*	*	*	*	*	*	*	*
07/08/2025	12:00	*	*	*	*	*	*	*	*	*	*	*	*	*	*	*	*	*	*	*	*	*	*	*	*	*	*
07/08/2025	13:00	*	*	*	*	*	*	*	*	*	*	*	*	*	*	*	*	*	*	*	*	*	*	*	*	*	*
07/08/2025	14:00	*	*	*	*	*	*	*	*	*	*	*	*	*	*	*	*	*	*	*	*	*	*	*	*	*	*
07/08/2025	15:00	*	*	*	*	*	*	*	*	*	*	*	*	*	*	*	*	*	*	*	*	*	*	*	*	*	*
07/08/2025	16:00	*	*	*	*	*	*	*	*	*	*	*	*	*	*	*	*	*	*	*	*	*	*	*	*	*	*
07/08/2025	17:00	*	*	*	*	*	*	*	*	*	*	*	*	*	*	*	*	*	*	*	*	*	*	*	*	*	*
07/08/2025	18:00	*	*	*	*	*	*	*	*	*	*	*	*	*	*	*	*	*	*	*	*	*	*	*	*	*	*
07/08/2025	19:00	*	*	*	*	*	*	*	*	*	*	*	*	*	*	*	*	*	*	*	*	*	*	*	*	*	*
07/08/2025	20:00	*	*	*	*	*	*	*	*	*	*	*	*	*	*	*	*	*	*	*	*	*	*	*	*	*	*
07/08/2025	21:00	*	*	*	*	*	*	*	*	*	*	*	*	*	*	*	*	*	*	*	*	*	*	*	*	*	*
07/08/2025	22:00	*	*	*	*	*	*	*	*	*	*	*	*	*	*	*	*	*	*	*	*	*	*	*	*	*	*
07/08/2025	23:00	*	*	*	*	*	*	*	*	*	*	*	*	*	*	*	*	*	*	*	*	*	*	*	*	*	*
24 Hr Summary		0	0	0	0	0	0	0	0	0	0	0	0	0	0	0	0	0	0	0	0	0	0	*	*	*	

Incoming Histogram
2025 August Westfield Road (anchor)

from Mon-Jun-23-2025-11-00-AM to Wed-Aug-13-2025-09-59-AM

Date	Starting Hr:min	<15	15 to <20	20 to <25	25 to <30	30 to <35	35 to <40	40 to <45	45 to <50	50 to <55	55 to <60	60 to <65	65 to <70	70 to <75	75 to <80	80 to <85	85 to <90	90 to <95	95 to <100	100 to >105	Total Counts	Avg Speed (MPH)	85pct Speed	10MPH Pace	% in pace	# of Speeders	% Speeders
08/08/2025	00:00	*	*	*	*	*	*	*	*	*	*	*	*	*	*	*	*	*	*	*	*	*	*	*	*	*	*
08/08/2025	01:00	*	*	*	*	*	*	*	*	*	*	*	*	*	*	*	*	*	*	*	*	*	*	*	*	*	*
08/08/2025	02:00	*	*	*	*	*	*	*	*	*	*	*	*	*	*	*	*	*	*	*	*	*	*	*	*	*	*
08/08/2025	03:00	*	*	*	*	*	*	*	*	*	*	*	*	*	*	*	*	*	*	*	*	*	*	*	*	*	*
08/08/2025	04:00	*	*	*	*	*	*	*	*	*	*	*	*	*	*	*	*	*	*	*	*	*	*	*	*	*	*
08/08/2025	05:00	*	*	*	*	*	*	*	*	*	*	*	*	*	*	*	*	*	*	*	*	*	*	*	*	*	*
08/08/2025	06:00	*	*	*	*	*	*	*	*	*	*	*	*	*	*	*	*	*	*	*	*	*	*	*	*	*	*
08/08/2025	07:00	*	*	*	*	*	*	*	*	*	*	*	*	*	*	*	*	*	*	*	*	*	*	*	*	*	*
08/08/2025	08:00	*	*	*	*	*	*	*	*	*	*	*	*	*	*	*	*	*	*	*	*	*	*	*	*	*	*
08/08/2025	09:00	*	*	*	*	*	*	*	*	*	*	*	*	*	*	*	*	*	*	*	*	*	*	*	*	*	*
08/08/2025	10:00	*	*	*	*	*	*	*	*	*	*	*	*	*	*	*	*	*	*	*	*	*	*	*	*	*	*
08/08/2025	11:00	*	*	*	*	*	*	*	*	*	*	*	*	*	*	*	*	*	*	*	*	*	*	*	*	*	*
08/08/2025	12:00	*	*	*	*	*	*	*	*	*	*	*	*	*	*	*	*	*	*	*	*	*	*	*	*	*	*
08/08/2025	13:00	*	*	*	*	*	*	*	*	*	*	*	*	*	*	*	*	*	*	*	*	*	*	*	*	*	*
08/08/2025	14:00	*	*	*	*	*	*	*	*	*	*	*	*	*	*	*	*	*	*	*	*	*	*	*	*	*	*
08/08/2025	15:00	*	*	*	*	*	*	*	*	*	*	*	*	*	*	*	*	*	*	*	*	*	*	*	*	*	*
08/08/2025	16:00	*	*	*	*	*	*	*	*	*	*	*	*	*	*	*	*	*	*	*	*	*	*	*	*	*	*
08/08/2025	17:00	*	*	*	*	*	*	*	*	*	*	*	*	*	*	*	*	*	*	*	*	*	*	*	*	*	*
08/08/2025	18:00	*	*	*	*	*	*	*	*	*	*	*	*	*	*	*	*	*	*	*	*	*	*	*	*	*	*
08/08/2025	19:00	*	*	*	*	*	*	*	*	*	*	*	*	*	*	*	*	*	*	*	*	*	*	*	*	*	*
08/08/2025	20:00	*	*	*	*	*	*	*	*	*	*	*	*	*	*	*	*	*	*	*	*	*	*	*	*	*	*
08/08/2025	21:00	*	*	*	*	*	*	*	*	*	*	*	*	*	*	*	*	*	*	*	*	*	*	*	*	*	*
08/08/2025	22:00	*	*	*	*	*	*	*	*	*	*	*	*	*	*	*	*	*	*	*	*	*	*	*	*	*	*
08/08/2025	23:00	*	*	*	*	*	*	*	*	*	*	*	*	*	*	*	*	*	*	*	*	*	*	*	*	*	*
24 Hr Summary		0	0	0	0	0	0	0	0	0	0	0	0	0	0	0	0	0	0	0	0	0	0	*	*	*	

Incoming Histogram
2025 August Westfield Road (anchor)

from Mon-Jun-23-2025-11-00-AM to Wed-Aug-13-2025-09-59-AM

Date	Starting Hr:min	<15	15 to <20	20 to <25	25 to <30	30 to <35	35 to <40	40 to <45	45 to <50	50 to <55	55 to <60	60 to <65	65 to <70	70 to <75	75 to <80	80 to <85	85 to <90	90 to <95	95 to <100	100 to >105	Total Counts	Avg Speed (MPH)	85pct Speed	10MPH Pace	% in pace	# of Speeders	% Speeders
09/08/2025	00:00	*	*	*	*	*	*	*	*	*	*	*	*	*	*	*	*	*	*	*	*	*	*	*	*	*	*
09/08/2025	01:00	*	*	*	*	*	*	*	*	*	*	*	*	*	*	*	*	*	*	*	*	*	*	*	*	*	*
09/08/2025	02:00	*	*	*	*	*	*	*	*	*	*	*	*	*	*	*	*	*	*	*	*	*	*	*	*	*	*
09/08/2025	03:00	*	*	*	*	*	*	*	*	*	*	*	*	*	*	*	*	*	*	*	*	*	*	*	*	*	*
09/08/2025	04:00	*	*	*	*	*	*	*	*	*	*	*	*	*	*	*	*	*	*	*	*	*	*	*	*	*	*
09/08/2025	05:00	*	*	*	*	*	*	*	*	*	*	*	*	*	*	*	*	*	*	*	*	*	*	*	*	*	*
09/08/2025	06:00	*	*	*	*	*	*	*	*	*	*	*	*	*	*	*	*	*	*	*	*	*	*	*	*	*	*
09/08/2025	07:00	*	*	*	*	*	*	*	*	*	*	*	*	*	*	*	*	*	*	*	*	*	*	*	*	*	*
09/08/2025	08:00	*	*	*	*	*	*	*	*	*	*	*	*	*	*	*	*	*	*	*	*	*	*	*	*	*	*
09/08/2025	09:00	*	*	*	*	*	*	*	*	*	*	*	*	*	*	*	*	*	*	*	*	*	*	*	*	*	*
09/08/2025	10:00	*	*	*	*	*	*	*	*	*	*	*	*	*	*	*	*	*	*	*	*	*	*	*	*	*	*
09/08/2025	11:00	*	*	*	*	*	*	*	*	*	*	*	*	*	*	*	*	*	*	*	*	*	*	*	*	*	*
09/08/2025	12:00	*	*	*	*	*	*	*	*	*	*	*	*	*	*	*	*	*	*	*	*	*	*	*	*	*	*
09/08/2025	13:00	*	*	*	*	*	*	*	*	*	*	*	*	*	*	*	*	*	*	*	*	*	*	*	*	*	*
09/08/2025	14:00	*	*	*	*	*	*	*	*	*	*	*	*	*	*	*	*	*	*	*	*	*	*	*	*	*	*
09/08/2025	15:00	*	*	*	*	*	*	*	*	*	*	*	*	*	*	*	*	*	*	*	*	*	*	*	*	*	*
09/08/2025	16:00	*	*	*	*	*	*	*	*	*	*	*	*	*	*	*	*	*	*	*	*	*	*	*	*	*	*
09/08/2025	17:00	*	*	*	*	*	*	*	*	*	*	*	*	*	*	*	*	*	*	*	*	*	*	*	*	*	*
09/08/2025	18:00	*	*	*	*	*	*	*	*	*	*	*	*	*	*	*	*	*	*	*	*	*	*	*	*	*	*
09/08/2025	19:00	*	*	*	*	*	*	*	*	*	*	*	*	*	*	*	*	*	*	*	*	*	*	*	*	*	*
09/08/2025	20:00	*	*	*	*	*	*	*	*	*	*	*	*	*	*	*	*	*	*	*	*	*	*	*	*	*	*
09/08/2025	21:00	*	*	*	*	*	*	*	*	*	*	*	*	*	*	*	*	*	*	*	*	*	*	*	*	*	*
09/08/2025	22:00	*	*	*	*	*	*	*	*	*	*	*	*	*	*	*	*	*	*	*	*	*	*	*	*	*	*
09/08/2025	23:00	*	*	*	*	*	*	*	*	*	*	*	*	*	*	*	*	*	*	*	*	*	*	*	*	*	*
24 Hr Summary		0	0	0	0	0	0	0	0	0	0	0	0	0	0	0	0	0	0	0	0	0	0	*	*	*	

Incoming Histogram
2025 August Westfield Road (anchor)

from Mon-Jun-23-2025-11-00-AM to Wed-Aug-13-2025-09-59-AM

Date	Starting Hr:min	<15	15 to <20	20 to <25	25 to <30	30 to <35	35 to <40	40 to <45	45 to <50	50 to <55	55 to <60	60 to <65	65 to <70	70 to <75	75 to <80	80 to <85	85 to <90	90 to <95	95 to <100	100 to >105	Total Counts	Avg Speed (MPH)	85pct Speed	10MPH Pace	% in pace	# of Speeders	% Speeders
10/08/2025	00:00	*	*	*	*	*	*	*	*	*	*	*	*	*	*	*	*	*	*	*	*	*	*	*	*	*	*
10/08/2025	01:00	*	*	*	*	*	*	*	*	*	*	*	*	*	*	*	*	*	*	*	*	*	*	*	*	*	*
10/08/2025	02:00	*	*	*	*	*	*	*	*	*	*	*	*	*	*	*	*	*	*	*	*	*	*	*	*	*	*
10/08/2025	03:00	*	*	*	*	*	*	*	*	*	*	*	*	*	*	*	*	*	*	*	*	*	*	*	*	*	*
10/08/2025	04:00	*	*	*	*	*	*	*	*	*	*	*	*	*	*	*	*	*	*	*	*	*	*	*	*	*	*
10/08/2025	05:00	*	*	*	*	*	*	*	*	*	*	*	*	*	*	*	*	*	*	*	*	*	*	*	*	*	*
10/08/2025	06:00	*	*	*	*	*	*	*	*	*	*	*	*	*	*	*	*	*	*	*	*	*	*	*	*	*	*
10/08/2025	07:00	*	*	*	*	*	*	*	*	*	*	*	*	*	*	*	*	*	*	*	*	*	*	*	*	*	*
10/08/2025	08:00	*	*	*	*	*	*	*	*	*	*	*	*	*	*	*	*	*	*	*	*	*	*	*	*	*	*
10/08/2025	09:00	*	*	*	*	*	*	*	*	*	*	*	*	*	*	*	*	*	*	*	*	*	*	*	*	*	*
10/08/2025	10:00	*	*	*	*	*	*	*	*	*	*	*	*	*	*	*	*	*	*	*	*	*	*	*	*	*	*
10/08/2025	11:00	*	*	*	*	*	*	*	*	*	*	*	*	*	*	*	*	*	*	*	*	*	*	*	*	*	*
10/08/2025	12:00	*	*	*	*	*	*	*	*	*	*	*	*	*	*	*	*	*	*	*	*	*	*	*	*	*	*
10/08/2025	13:00	*	*	*	*	*	*	*	*	*	*	*	*	*	*	*	*	*	*	*	*	*	*	*	*	*	*
10/08/2025	14:00	*	*	*	*	*	*	*	*	*	*	*	*	*	*	*	*	*	*	*	*	*	*	*	*	*	*
10/08/2025	15:00	*	*	*	*	*	*	*	*	*	*	*	*	*	*	*	*	*	*	*	*	*	*	*	*	*	*
10/08/2025	16:00	*	*	*	*	*	*	*	*	*	*	*	*	*	*	*	*	*	*	*	*	*	*	*	*	*	*
10/08/2025	17:00	*	*	*	*	*	*	*	*	*	*	*	*	*	*	*	*	*	*	*	*	*	*	*	*	*	*
10/08/2025	18:00	*	*	*	*	*	*	*	*	*	*	*	*	*	*	*	*	*	*	*	*	*	*	*	*	*	*
10/08/2025	19:00	*	*	*	*	*	*	*	*	*	*	*	*	*	*	*	*	*	*	*	*	*	*	*	*	*	*
10/08/2025	20:00	*	*	*	*	*	*	*	*	*	*	*	*	*	*	*	*	*	*	*	*	*	*	*	*	*	*
10/08/2025	21:00	*	*	*	*	*	*	*	*	*	*	*	*	*	*	*	*	*	*	*	*	*	*	*	*	*	*
10/08/2025	22:00	*	*	*	*	*	*	*	*	*	*	*	*	*	*	*	*	*	*	*	*	*	*	*	*	*	*
10/08/2025	23:00	*	*	*	*	*	*	*	*	*	*	*	*	*	*	*	*	*	*	*	*	*	*	*	*	*	*
24 Hr Summary		0	0	0	0	0	0	0	0	0	0	0	0	0	0	0	0	0	0	0	0	0	0	*	*	*	

Incoming Histogram
2025 August Westfield Road (anchor)

from Mon-Jun-23-2025-11-00-AM to Wed-Aug-13-2025-09-59-AM

Date	Starting Hr:min	<15	15 to <20	20 to <25	25 to <30	30 to <35	35 to <40	40 to <45	45 to <50	50 to <55	55 to <60	60 to <65	65 to <70	70 to <75	75 to <80	80 to <85	85 to <90	90 to <95	95 to <100	100 to >105	Total Counts	Avg Speed (MPH)	85pct Speed	10MPH Pace	% in pace	# of Speeders	% Speeders
11/08/2025	00:00	*	*	*	*	*	*	*	*	*	*	*	*	*	*	*	*	*	*	*	*	*	*	*	*	*	*
11/08/2025	01:00	*	*	*	*	*	*	*	*	*	*	*	*	*	*	*	*	*	*	*	*	*	*	*	*	*	*
11/08/2025	02:00	*	*	*	*	*	*	*	*	*	*	*	*	*	*	*	*	*	*	*	*	*	*	*	*	*	*
11/08/2025	03:00	*	*	*	*	*	*	*	*	*	*	*	*	*	*	*	*	*	*	*	*	*	*	*	*	*	*
11/08/2025	04:00	*	*	*	*	*	*	*	*	*	*	*	*	*	*	*	*	*	*	*	*	*	*	*	*	*	*
11/08/2025	05:00	*	*	*	*	*	*	*	*	*	*	*	*	*	*	*	*	*	*	*	*	*	*	*	*	*	*
11/08/2025	06:00	*	*	*	*	*	*	*	*	*	*	*	*	*	*	*	*	*	*	*	*	*	*	*	*	*	*
11/08/2025	07:00	*	*	*	*	*	*	*	*	*	*	*	*	*	*	*	*	*	*	*	*	*	*	*	*	*	*
11/08/2025	08:00	*	*	*	*	*	*	*	*	*	*	*	*	*	*	*	*	*	*	*	*	*	*	*	*	*	*
11/08/2025	09:00	*	*	*	*	*	*	*	*	*	*	*	*	*	*	*	*	*	*	*	*	*	*	*	*	*	*
11/08/2025	10:00	*	*	*	*	*	*	*	*	*	*	*	*	*	*	*	*	*	*	*	*	*	*	*	*	*	*
11/08/2025	11:00	*	*	*	*	*	*	*	*	*	*	*	*	*	*	*	*	*	*	*	*	*	*	*	*	*	*
11/08/2025	12:00	*	*	*	*	*	*	*	*	*	*	*	*	*	*	*	*	*	*	*	*	*	*	*	*	*	*
11/08/2025	13:00	*	*	*	*	*	*	*	*	*	*	*	*	*	*	*	*	*	*	*	*	*	*	*	*	*	*
11/08/2025	14:00	*	*	*	*	*	*	*	*	*	*	*	*	*	*	*	*	*	*	*	*	*	*	*	*	*	*
11/08/2025	15:00	*	*	*	*	*	*	*	*	*	*	*	*	*	*	*	*	*	*	*	*	*	*	*	*	*	*
11/08/2025	16:00	*	*	*	*	*	*	*	*	*	*	*	*	*	*	*	*	*	*	*	*	*	*	*	*	*	*
11/08/2025	17:00	*	*	*	*	*	*	*	*	*	*	*	*	*	*	*	*	*	*	*	*	*	*	*	*	*	*
11/08/2025	18:00	*	*	*	*	*	*	*	*	*	*	*	*	*	*	*	*	*	*	*	*	*	*	*	*	*	*
11/08/2025	19:00	*	*	*	*	*	*	*	*	*	*	*	*	*	*	*	*	*	*	*	*	*	*	*	*	*	*
11/08/2025	20:00	*	*	*	*	*	*	*	*	*	*	*	*	*	*	*	*	*	*	*	*	*	*	*	*	*	*
11/08/2025	21:00	*	*	*	*	*	*	*	*	*	*	*	*	*	*	*	*	*	*	*	*	*	*	*	*	*	*
11/08/2025	22:00	*	*	*	*	*	*	*	*	*	*	*	*	*	*	*	*	*	*	*	*	*	*	*	*	*	*
11/08/2025	23:00	*	*	*	*	*	*	*	*	*	*	*	*	*	*	*	*	*	*	*	*	*	*	*	*	*	*
24 Hr Summary		0	0	0	0	0	0	0	0	0	0	0	0	0	0	0	0	0	0	0	0	0	0	*	*	*	

Incoming Histogram
2025 August Westfield Road (anchor)

from Mon-Jun-23-2025-11-00-AM to Wed-Aug-13-2025-09-59-AM

Date	Starting Hr:min	<15	15 to <20	20 to <25	25 to <30	30 to <35	35 to <40	40 to <45	45 to <50	50 to <55	55 to <60	60 to <65	65 to <70	70 to <75	75 to <80	80 to <85	85 to <90	90 to <95	95 to <100	100 to >105	Total Counts	Avg Speed (MPH)	85pct Speed	10MPH Pace	% in pace	# of Speeders	% Speeders
12/08/2025	00:00	*	*	*	*	*	*	*	*	*	*	*	*	*	*	*	*	*	*	*	*	*	*	*	*	*	*
12/08/2025	01:00	*	*	*	*	*	*	*	*	*	*	*	*	*	*	*	*	*	*	*	*	*	*	*	*	*	*
12/08/2025	02:00	*	*	*	*	*	*	*	*	*	*	*	*	*	*	*	*	*	*	*	*	*	*	*	*	*	*
12/08/2025	03:00	*	*	*	*	*	*	*	*	*	*	*	*	*	*	*	*	*	*	*	*	*	*	*	*	*	*
12/08/2025	04:00	*	*	*	*	*	*	*	*	*	*	*	*	*	*	*	*	*	*	*	*	*	*	*	*	*	*
12/08/2025	05:00	*	*	*	*	*	*	*	*	*	*	*	*	*	*	*	*	*	*	*	*	*	*	*	*	*	*
12/08/2025	06:00	*	*	*	*	*	*	*	*	*	*	*	*	*	*	*	*	*	*	*	*	*	*	*	*	*	*
12/08/2025	07:00	*	*	*	*	*	*	*	*	*	*	*	*	*	*	*	*	*	*	*	*	*	*	*	*	*	*
12/08/2025	08:00	*	*	*	*	*	*	*	*	*	*	*	*	*	*	*	*	*	*	*	*	*	*	*	*	*	*
12/08/2025	09:00	*	*	*	*	*	*	*	*	*	*	*	*	*	*	*	*	*	*	*	*	*	*	*	*	*	*
12/08/2025	10:00	*	*	*	*	*	*	*	*	*	*	*	*	*	*	*	*	*	*	*	*	*	*	*	*	*	*
12/08/2025	11:00	*	*	*	*	*	*	*	*	*	*	*	*	*	*	*	*	*	*	*	*	*	*	*	*	*	*
12/08/2025	12:00	*	*	*	*	*	*	*	*	*	*	*	*	*	*	*	*	*	*	*	*	*	*	*	*	*	*
12/08/2025	13:00	*	*	*	*	*	*	*	*	*	*	*	*	*	*	*	*	*	*	*	*	*	*	*	*	*	*
12/08/2025	14:00	*	*	*	*	*	*	*	*	*	*	*	*	*	*	*	*	*	*	*	*	*	*	*	*	*	*
12/08/2025	15:00	*	*	*	*	*	*	*	*	*	*	*	*	*	*	*	*	*	*	*	*	*	*	*	*	*	*
12/08/2025	16:00	*	*	*	*	*	*	*	*	*	*	*	*	*	*	*	*	*	*	*	*	*	*	*	*	*	*
12/08/2025	17:00	*	*	*	*	*	*	*	*	*	*	*	*	*	*	*	*	*	*	*	*	*	*	*	*	*	*
12/08/2025	18:00	*	*	*	*	*	*	*	*	*	*	*	*	*	*	*	*	*	*	*	*	*	*	*	*	*	*
12/08/2025	19:00	*	*	*	*	*	*	*	*	*	*	*	*	*	*	*	*	*	*	*	*	*	*	*	*	*	*
12/08/2025	20:00	*	*	*	*	*	*	*	*	*	*	*	*	*	*	*	*	*	*	*	*	*	*	*	*	*	*
12/08/2025	21:00	*	*	*	*	*	*	*	*	*	*	*	*	*	*	*	*	*	*	*	*	*	*	*	*	*	*
12/08/2025	22:00	*	*	*	*	*	*	*	*	*	*	*	*	*	*	*	*	*	*	*	*	*	*	*	*	*	*
12/08/2025	23:00	*	*	*	*	*	*	*	*	*	*	*	*	*	*	*	*	*	*	*	*	*	*	*	*	*	*
24 Hr Summary		0	0	0	0	0	0	0	0	0	0	0	0	0	0	0	0	0	0	0	0	0	0	*	*	*	

Incoming Histogram
2025 August Westfield Road (anchor)

from Mon-Jun-23-2025-11-00-AM to Wed-Aug-13-2025-09-59-AM

Date	Starting Hr:min	<15	15 to <20	20 to <25	25 to <30	30 to <35	35 to <40	40 to <45	45 to <50	50 to <55	55 to <60	60 to <65	65 to <70	70 to <75	75 to <80	80 to <85	85 to <90	90 to <95	95 to <100	100 to >105	Total Counts	Avg Speed (MPH)	85pct Speed	10MPH Pace	% in pace	# of Speeders	% Speeders
13/08/2025	00:00	*	*	*	*	*	*	*	*	*	*	*	*	*	*	*	*	*	*	*	*	*	*	*	*	*	*
13/08/2025	01:00	*	*	*	*	*	*	*	*	*	*	*	*	*	*	*	*	*	*	*	*	*	*	*	*	*	*
13/08/2025	02:00	*	*	*	*	*	*	*	*	*	*	*	*	*	*	*	*	*	*	*	*	*	*	*	*	*	*
13/08/2025	03:00	*	*	*	*	*	*	*	*	*	*	*	*	*	*	*	*	*	*	*	*	*	*	*	*	*	*
13/08/2025	04:00	*	*	*	*	*	*	*	*	*	*	*	*	*	*	*	*	*	*	*	*	*	*	*	*	*	*
13/08/2025	05:00	*	*	*	*	*	*	*	*	*	*	*	*	*	*	*	*	*	*	*	*	*	*	*	*	*	*
13/08/2025	06:00	*	*	*	*	*	*	*	*	*	*	*	*	*	*	*	*	*	*	*	*	*	*	*	*	*	*
13/08/2025	07:00	*	*	*	*	*	*	*	*	*	*	*	*	*	*	*	*	*	*	*	*	*	*	*	*	*	*
13/08/2025	08:00	*	*	*	*	*	*	*	*	*	*	*	*	*	*	*	*	*	*	*	*	*	*	*	*	*	*
13/08/2025	09:00	0	0	0	0	0	0	0	0	0	0	0	0	0	0	0	0	0	0	0	0	0	0	*	*	*	*
13/08/2025	10:00	*	*	*	*	*	*	*	*	*	*	*	*	*	*	*	*	*	*	*	*	*	*	*	*	*	*
13/08/2025	11:00	*	*	*	*	*	*	*	*	*	*	*	*	*	*	*	*	*	*	*	*	*	*	*	*	*	*
13/08/2025	12:00	*	*	*	*	*	*	*	*	*	*	*	*	*	*	*	*	*	*	*	*	*	*	*	*	*	*
13/08/2025	13:00	*	*	*	*	*	*	*	*	*	*	*	*	*	*	*	*	*	*	*	*	*	*	*	*	*	*
13/08/2025	14:00	*	*	*	*	*	*	*	*	*	*	*	*	*	*	*	*	*	*	*	*	*	*	*	*	*	*
13/08/2025	15:00	*	*	*	*	*	*	*	*	*	*	*	*	*	*	*	*	*	*	*	*	*	*	*	*	*	*
13/08/2025	16:00	*	*	*	*	*	*	*	*	*	*	*	*	*	*	*	*	*	*	*	*	*	*	*	*	*	*
13/08/2025	17:00	*	*	*	*	*	*	*	*	*	*	*	*	*	*	*	*	*	*	*	*	*	*	*	*	*	*
13/08/2025	18:00	*	*	*	*	*	*	*	*	*	*	*	*	*	*	*	*	*	*	*	*	*	*	*	*	*	*
13/08/2025	19:00	*	*	*	*	*	*	*	*	*	*	*	*	*	*	*	*	*	*	*	*	*	*	*	*	*	*
13/08/2025	20:00	*	*	*	*	*	*	*	*	*	*	*	*	*	*	*	*	*	*	*	*	*	*	*	*	*	*
13/08/2025	21:00	*	*	*	*	*	*	*	*	*	*	*	*	*	*	*	*	*	*	*	*	*	*	*	*	*	*
13/08/2025	22:00	*	*	*	*	*	*	*	*	*	*	*	*	*	*	*	*	*	*	*	*	*	*	*	*	*	*
13/08/2025	23:00	*	*	*	*	*	*	*	*	*	*	*	*	*	*	*	*	*	*	*	*	*	*	*	*	*	*
24 Hr Summary		0	0	0	0	0	0	0	0	0	0	0	0	0	0	0	0	0	0	0	0	0	0	*	*	*	

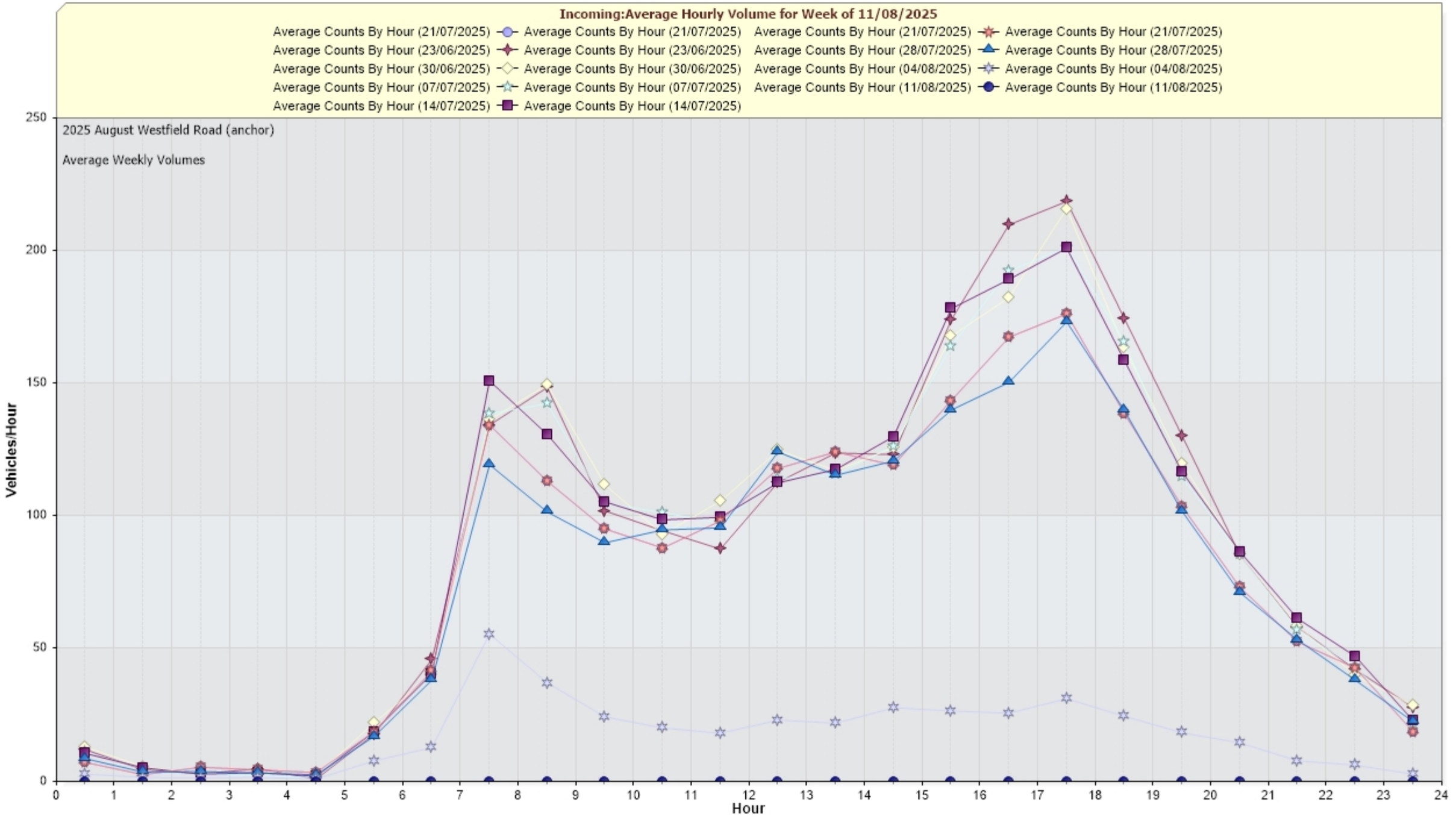
Incoming:Average Hourly Volume for Week of 11/08/2025
Average Counts By Hour (21/07/2025)
Average Counts By Hour (23/06/2025)
Average Counts By Hour (30/06/2025)
Average Counts By Hour (07/07/2025)
Average Counts By Hour (14/07/2025)
Average Counts By Hour (21/07/2025)
Average Counts By Hour (23/06/2025)
Average Counts By Hour (30/06/2025)
Average Counts By Hour (07/07/2025)
Average Counts By Hour (14/07/2025)
Average Counts By Hour (21/07/2025)
Average Counts By Hour (28/07/2025)
Average Counts By Hour (04/08/2025)
Average Counts By Hour (11/08/2025)
Average Counts By Hour (21/07/2025)
Average Counts By Hour (28/07/2025)
Average Counts By Hour (04/08/2025)
Average Counts By Hour (11/08/2025)
2025 August Westfield Road (anchor)
Average Weekly Volumes
Vehicles/Hour
Hour
0
50
100
150
200
250
0 1 2 3 4 5 6 7 8 9 10 11 12 13 14 15 16 17 18 19 20 21 22 23 24

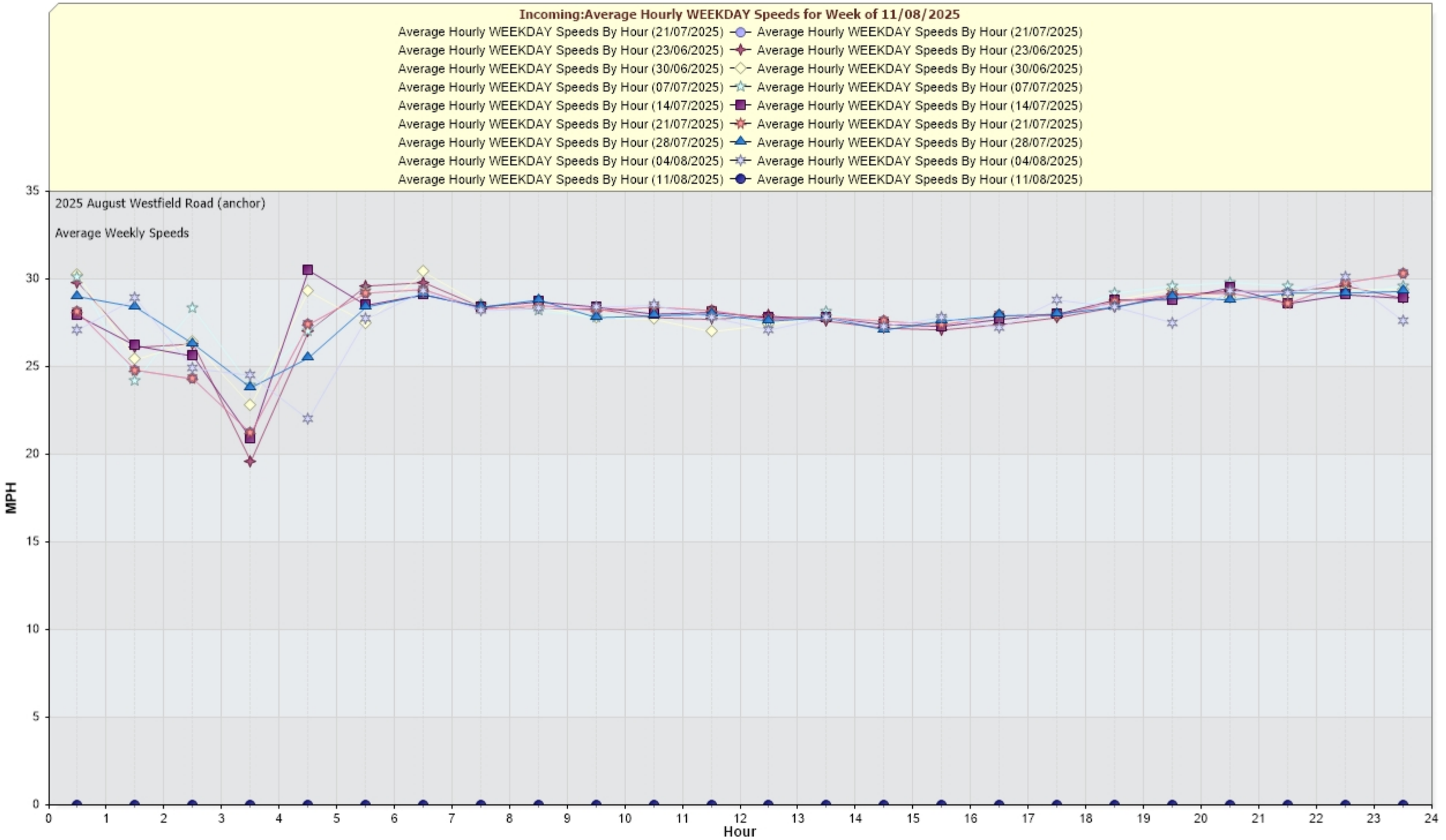
Incoming:Average Hourly WEEKDAY Speeds for Week of 11/08/2025
Average Hourly WEEKDAY Speeds By Hour (21/07/2025)
Average Hourly WEEKDAY Speeds By Hour (23/06/2025)
Average Hourly WEEKDAY Speeds By Hour (30/06/2025)
Average Hourly WEEKDAY Speeds By Hour (07/07/2025)
Average Hourly WEEKDAY Speeds By Hour (14/07/2025)
Average Hourly WEEKDAY Speeds By Hour (21/07/2025)
Average Hourly WEEKDAY Speeds By Hour (28/07/2025)
Average Hourly WEEKDAY Speeds By Hour (04/08/2025)
Average Hourly WEEKDAY Speeds By Hour (11/08/2025)
2025 August Westfield Road (anchor)
Average Weekly Speeds
MPH
Hour

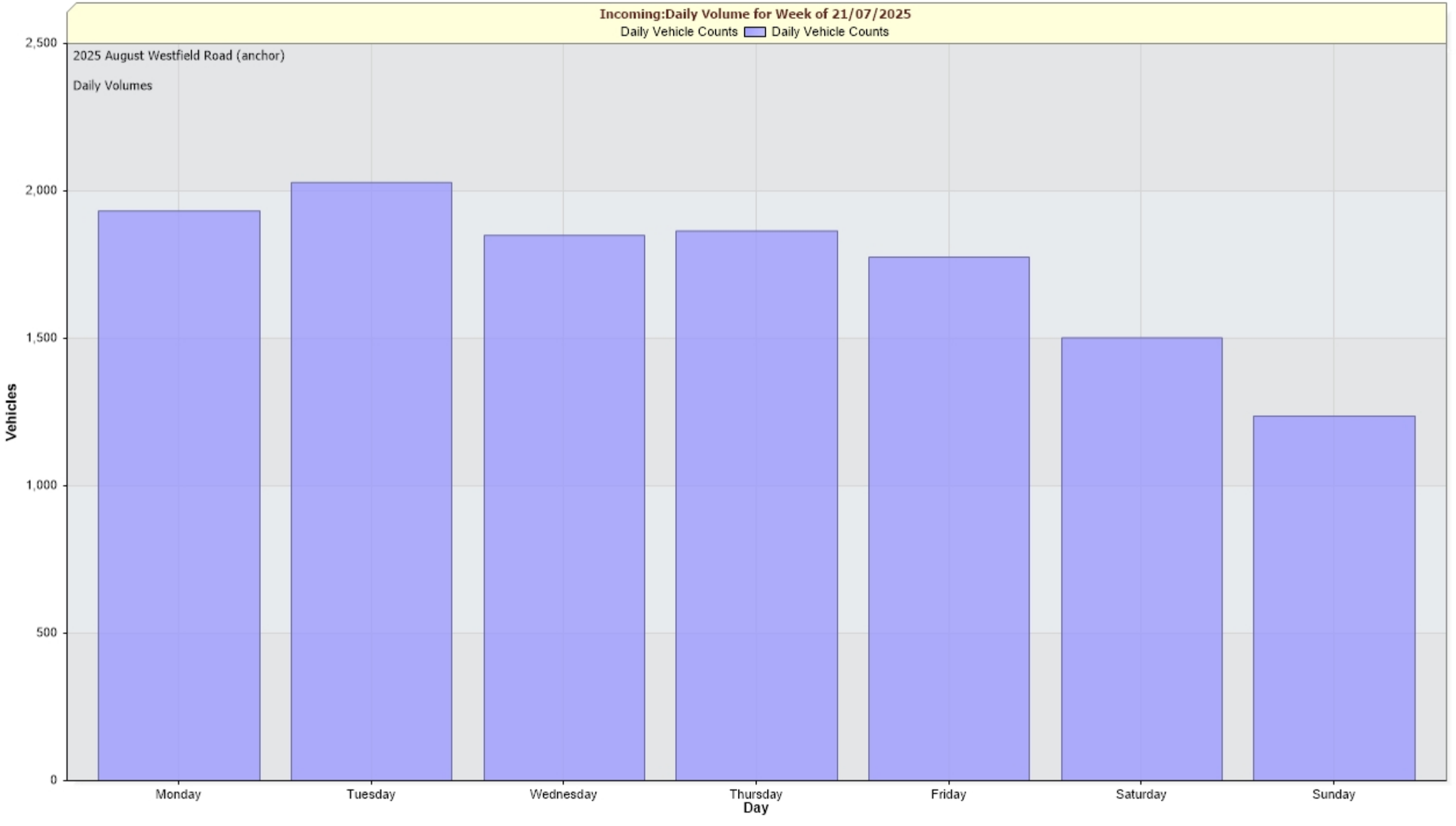
Incoming:Daily Volume for Week of 21/07/2025
Daily Vehicle Counts
Daily Vehicle Counts
2025 August Westfield Road (anchor)
Daily Volumes
Vehicles
2,500
2,000
1,500
1,000
500
0
Monday
Tuesday
Wednesday
Thursday
Friday
Saturday
Sunday
Day

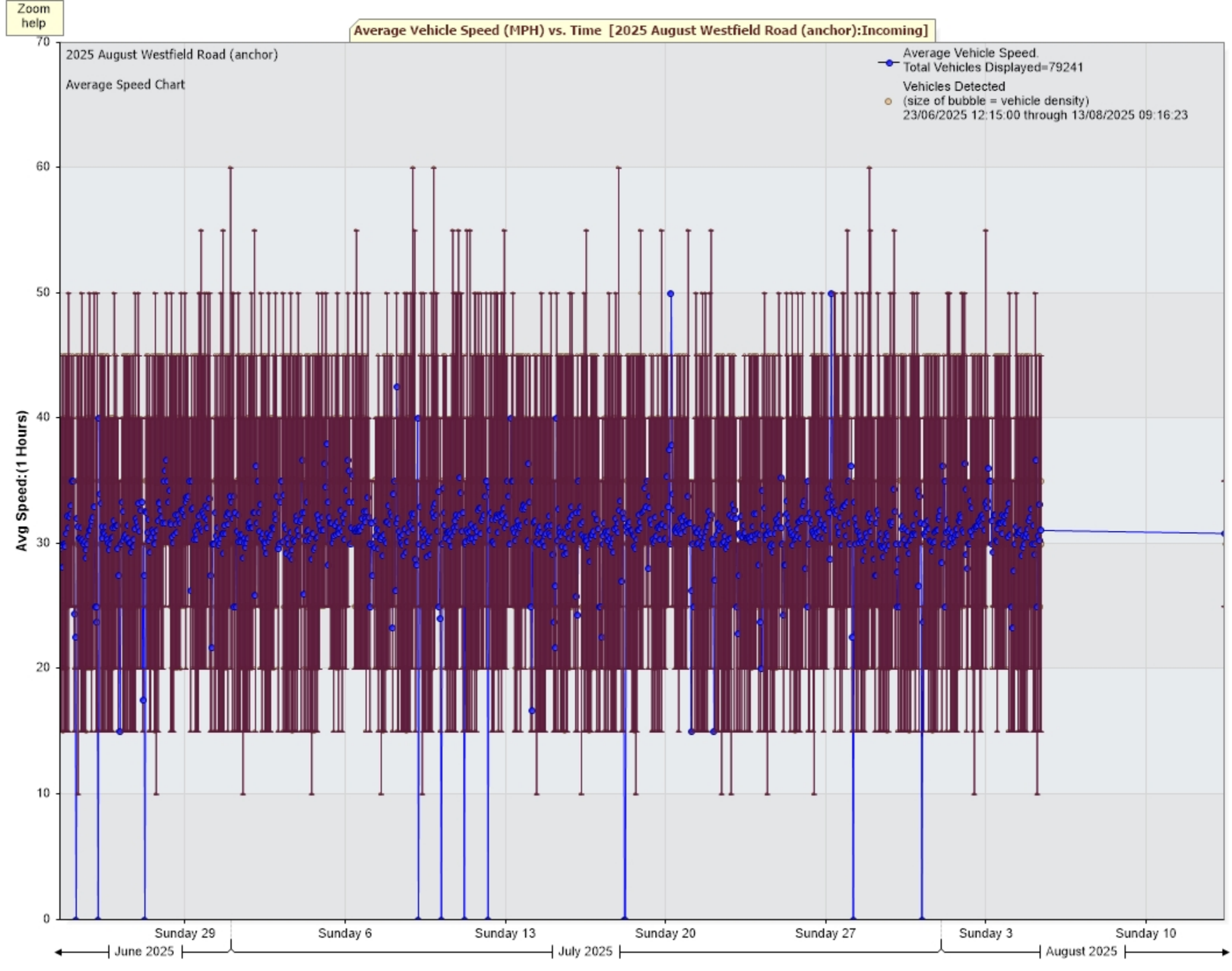
Zoom help
Average Vehicle Speed (MPH) vs. Time [2025 August Westfield Road (anchor):Incoming]
2025 August Westfield Road (anchor)
Average Speed Chart
Average Vehicle Speed.
Total Vehicles Displayed=79241
Vehicles Detected
(size of bubble = vehicle density)
23/06/2025 12:15:00 through 13/08/2025 09:16:23
Avg Speed:(1 Hours)
70
60
50
40
30
20
10
0
Sunday 29
Sunday 6
Sunday 13
Sunday 20
Sunday 27
Sunday 3
Sunday 10
June 2025
July 2025
August 2025

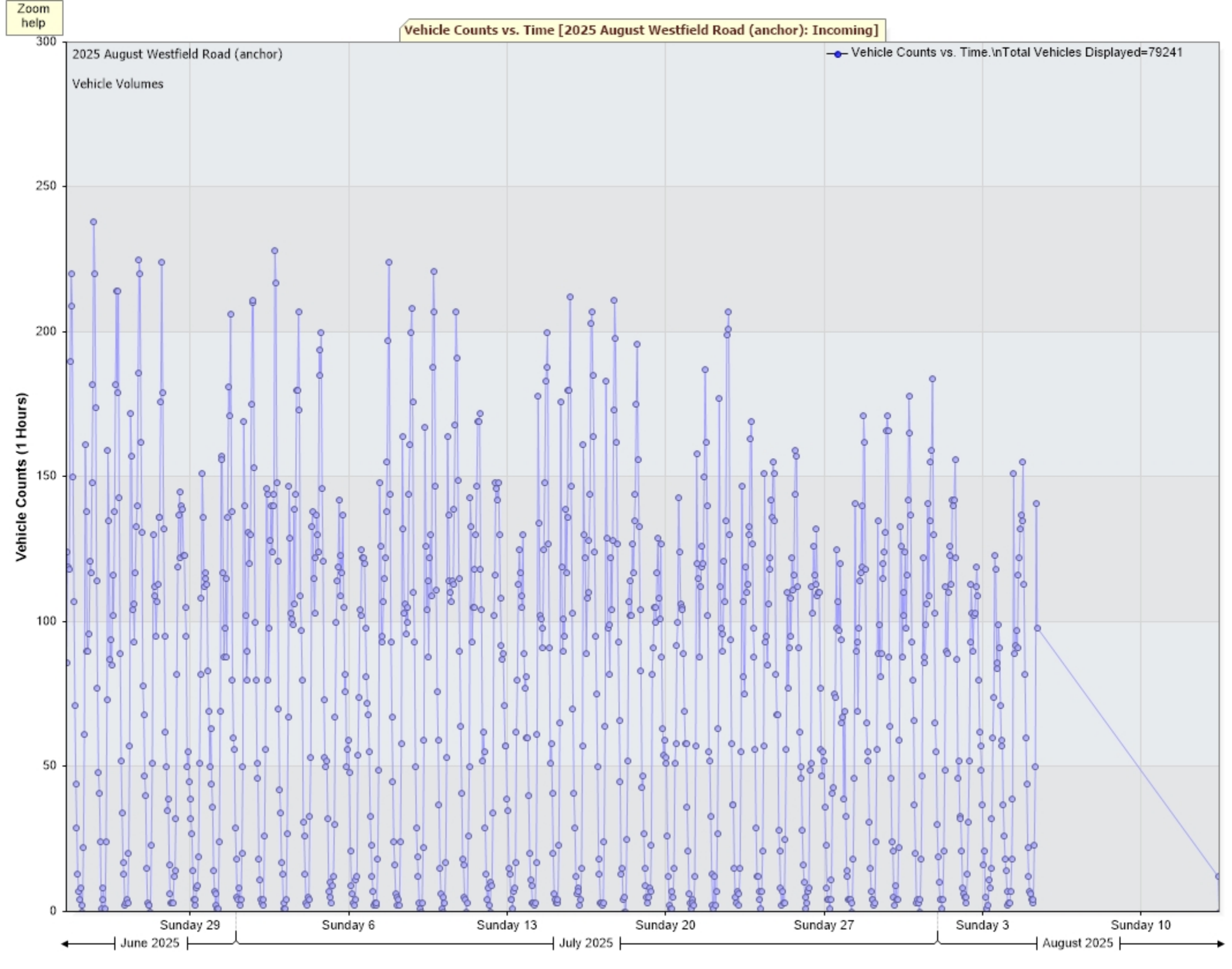
Zoom help
Vehicle Counts vs. Time [2025 August Westfield Road (anchor): Incoming]
2025 August Westfield Road (anchor)
Vehicle Volumes
Vehicle Counts vs. Time.\nTotal Vehicles Displayed=79241
Vehicle Counts (1 Hours)
300
250
200
150
100
50
0
Sunday 29
Sunday 6
Sunday 13
Sunday 20
Sunday 27
Sunday 3
Sunday 10
June 2025
July 2025
August 2025

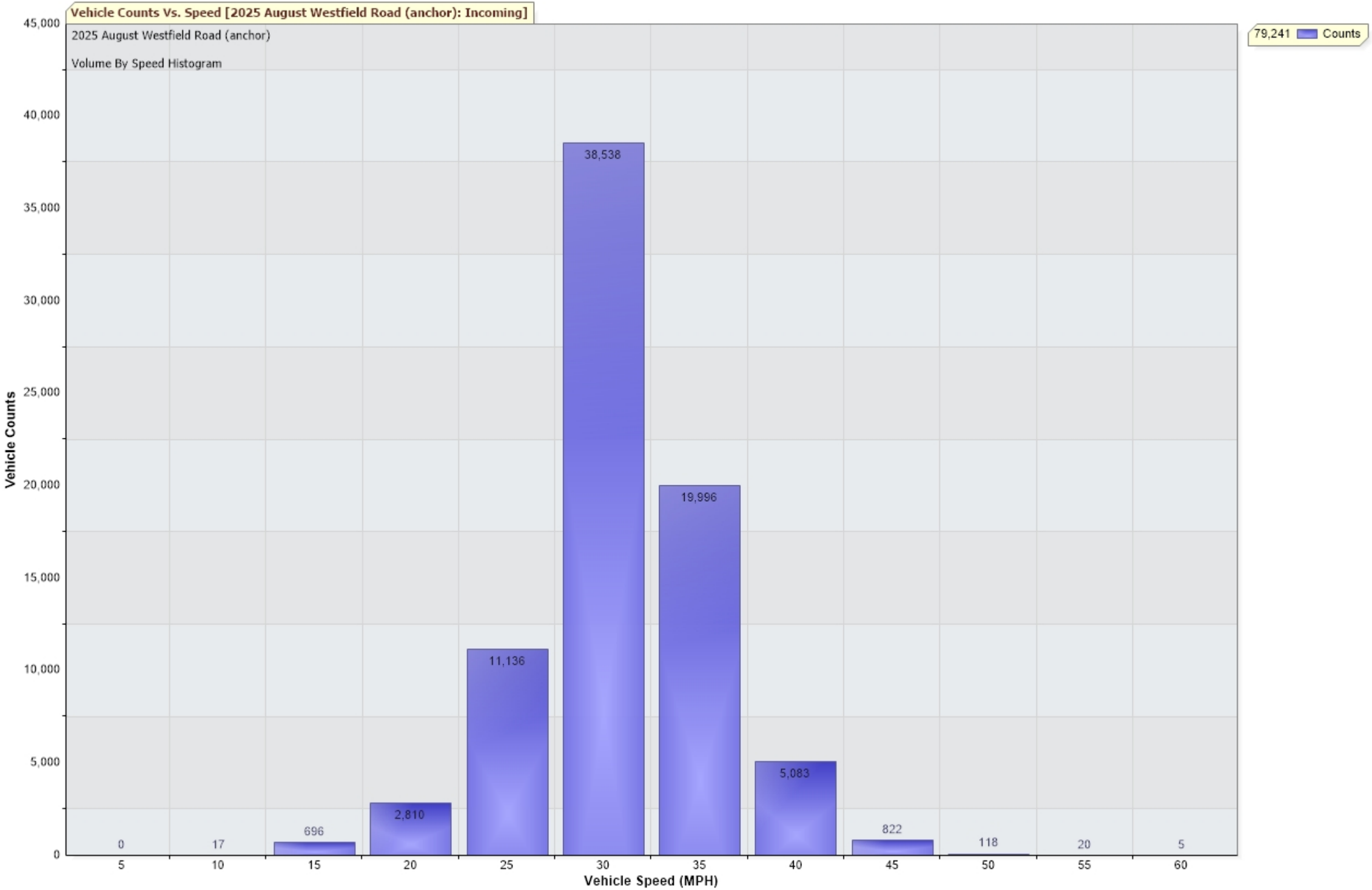
Vehicle Counts Vs. Speed [2025 August Westfield Road (anchor): Incoming]
2025 August Westfield Road (anchor)
Volume By Speed Histogram
79,241 Counts
Vehicle Counts
45,000
40,000
35,000
30,000
25,000
20,000
15,000
10,000
5,000
0
0
17
696
2,810
11,136
38,538
19,996
5,083
822
118
20
5
5
10
15
20
25
30
35
40
45
50
55
60
Vehicle Speed (MPH)

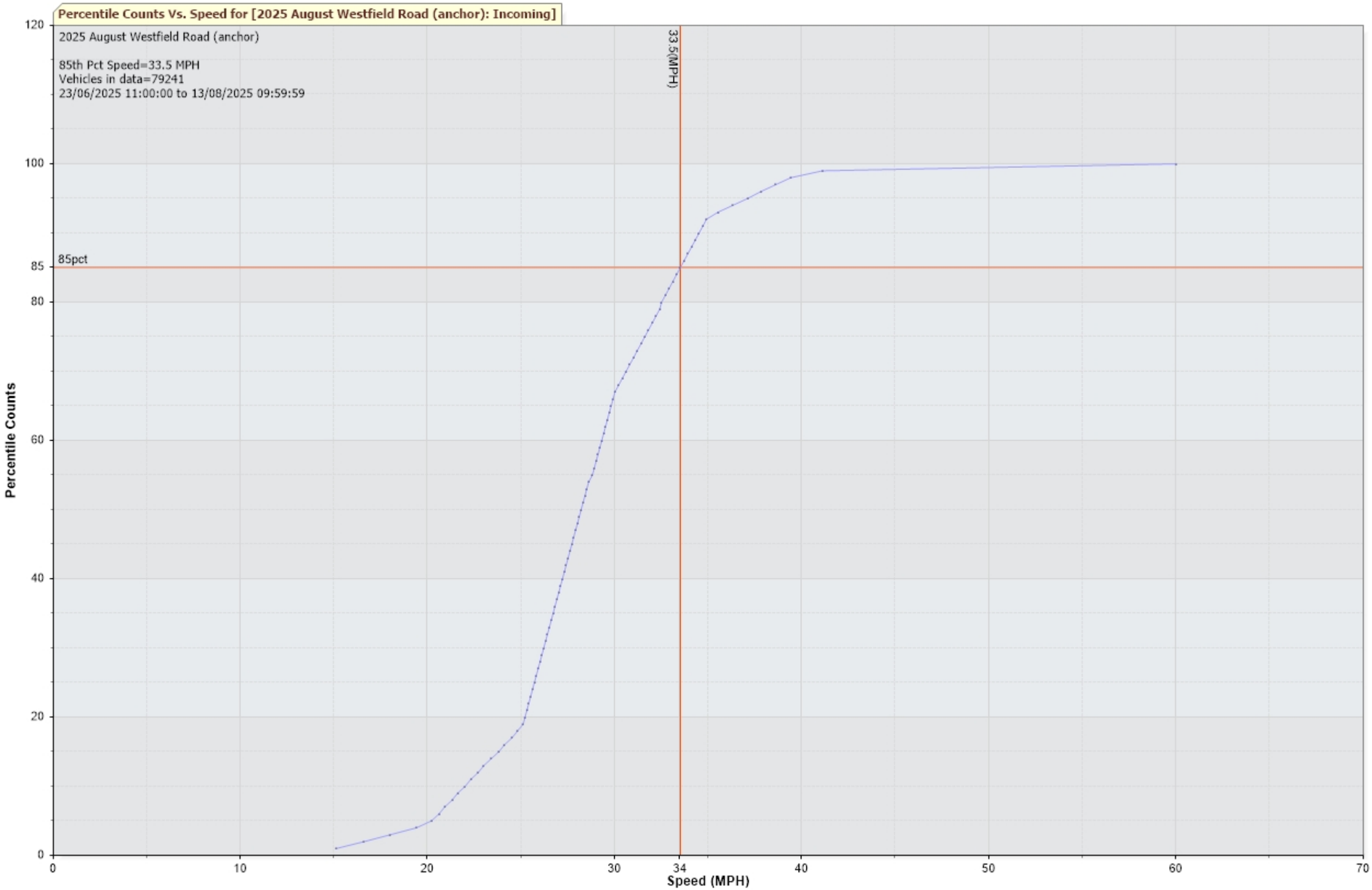
Percentile Counts Vs. Speed for [2025 August Westfield Road (anchor): Incoming]
2025 August Westfield Road (anchor)
85th Pct Speed=33.5 MPH
Vehicles in data=79241
23/06/2025 11:00:00 to 13/08/2025 09:59:59
33.5(MPH)
85pct
Percentile Counts
Speed (MPH)
0
20
40
60
80
85
100
120
0
10
20
30
34
40
50
60
70