

For Project: 2025 Jan Ched Rd
 Project Notes:
 Location/Name: Incoming
 Report Generated: 25/01/2025 22:15:19
 Speed Intervals: 5 MPH
 Time Intervals: Instant
 Traffic Report From: 28/11/2024 13:00:00 through 17/01/2025 05:59:59
 85th Percentile Speed: 34.8 MPH
 85th Percentile Vehicles: 31037
 Max Speed: 60 MPH on 09/12/2024 22:45:00
 Total Vehicles: 36514
 AADT: 734

Volumes - weekly counts

Time	5 Day	7 Day
Average Daily	770	714
AM Peak 08:00	76	62
PM Peak 15:00	64	59

Speed

Speed Limit: 35
 85th Percentile Speed: 34.8
 50th Percentile Speed: 29.8
 10 MPH Pace Interval: 25.0 MPH to 35.0 MPH
 Average Speed: 29.63

	Monday	Tuesday	Wednesday	Thursday	Friday	Saturday	Sunday
Count over limit	740	804	665	815	736	615	564
% over limit	13.5	14.0	12.3	13.4	12.8	13.7	15.9
Avg Speeder	38.9	38.7	38.6	38.5	38.6	38.6	38.6
Avg Speed	9.9	9.6	9.6	9.4	9.6	11.1	12.4

Day/Time Ending	85th pctl (MPH)	85th pctl cnts	Total Cnts	Max Speed	Avg Speeder	% Speeders	Avg Speed
28/11/2024 14:00:00	30.0	3	3	30	0.0	0.0%	24.0
28/11/2024 15:00:00	34.4	53	62	40	37.5	9.7%	29.4
28/11/2024 16:00:00	34.9	73	86	50	39.6	14.0%	30.2
28/11/2024 17:00:00	34.0	48	56	40	37.5	8.9%	28.1
28/11/2024 18:00:00	33.3	58	68	40	37.5	2.9%	28.7
28/11/2024 19:00:00	32.8	50	59	40	37.5	3.4%	27.2
28/11/2024 20:00:00	36.2	31	36	45	39.2	16.7%	30.2
28/11/2024 21:00:00	33.9	17	20	40	37.5	5.0%	29.5
28/11/2024 22:00:00	35.0	11	13	40	37.5	15.4%	29.2
28/11/2024 23:00:00	32.5	6	7	35	0.0	0.0%	25.7
29/11/2024 00:00:00	37.5	5	6	40	37.5	33.3%	31.5
29/11/2024 01:00:00	35.0	3	3	35	0.0	0.0%	23.7
29/11/2024 02:00:00	0.0	0	0	0	0.0	0.0%	0.0
29/11/2024 03:00:00	25.0	2	2	25	0.0	0.0%	22.5
29/11/2024 04:00:00	40.0	1	1	40	37.5	100.0%	37.0
29/11/2024 05:00:00	35.0	2	2	35	0.0	0.0%	32.0
29/11/2024 06:00:00	37.5	7	8	40	37.5	25.0%	32.1
29/11/2024 07:00:00	34.0	11	13	40	37.5	7.7%	28.4
29/11/2024 08:00:00	34.6	40	47	55	40.5	10.6%	31.3
29/11/2024 09:00:00	36.5	76	89	50	39.7	18.0%	30.3
29/11/2024 10:00:00	34.0	71	84	40	37.5	8.3%	28.8
29/11/2024 11:00:00	34.5	48	57	45	39.2	10.5%	30.9
29/11/2024 12:00:00	34.2	48	57	40	37.5	8.8%	29.4
29/11/2024 13:00:00	34.8	40	47	40	37.5	12.8%	29.8
29/11/2024 14:00:00	34.8	44	52	50	38.9	13.5%	30.0
29/11/2024 15:00:00	34.4	54	64	45	40.4	10.9%	29.4
29/11/2024 16:00:00	36.2	55	65	45	37.9	20.0%	31.0
29/11/2024 17:00:00	34.0	59	69	40	37.5	7.2%	29.0
29/11/2024 18:00:00	34.0	65	76	45	38.3	7.9%	28.4
29/11/2024 19:00:00	33.9	59	69	45	39.5	7.2%	28.8
29/11/2024 20:00:00	36.2	29	34	45	39.2	17.6%	29.5
29/11/2024 21:00:00	34.0	10	12	40	37.5	8.3%	29.7
29/11/2024 22:00:00	34.2	8	9	35	0.0	0.0%	30.7
29/11/2024 23:00:00	33.8	8	10	40	37.5	10.0%	30.2
30/11/2024 00:00:00	37.5	4	5	40	37.5	40.0%	33.2
30/11/2024 01:00:00	33.8	4	5	35	0.0	0.0%	31.4
30/11/2024 02:00:00	40.0	2	2	40	37.5	50.0%	34.5
30/11/2024 03:00:00	25.0	1	1	25	0.0	0.0%	22.0
30/11/2024 04:00:00	0.0	0	0	0	0.0	0.0%	0.0
30/11/2024 05:00:00	40.0	3	3	40	37.5	33.3%	25.3
30/11/2024 06:00:00	45.0	3	3	45	40.0	66.7%	37.0
30/11/2024 07:00:00	35.0	7	8	40	37.5	12.5%	31.6
30/11/2024 08:00:00	34.4	18	21	40	37.5	9.5%	27.5
30/11/2024 09:00:00	36.7	34	40	45	40.4	17.5%	29.6
30/11/2024 10:00:00	35.6	49	58	45	38.5	17.2%	30.7
30/11/2024 11:00:00	34.8	41	48	50	39.2	12.5%	30.1
30/11/2024 12:00:00	34.5	42	50	40	37.5	12.0%	30.0

Incoming Summary
2025 Jan Ched Rd

from Thu-Nov-28-2024-01-00-PM to Fri-Jan-17-2025-05-59-AM

30/11/2024 13:00:00	34.8	61	72	45	38.0	13.9%	29.3
30/11/2024 14:00:00	35.0	45	53	45	38.8	15.1%	30.4
30/11/2024 15:00:00	34.5	48	57	50	39.6	12.3%	29.9
30/11/2024 16:00:00	34.7	51	60	45	38.8	13.3%	28.5
30/11/2024 17:00:00	36.7	32	38	45	38.8	21.1%	29.9
30/11/2024 18:00:00	36.0	31	36	45	38.3	16.7%	30.4
30/11/2024 19:00:00	34.2	20	23	40	37.5	4.3%	29.7
30/11/2024 20:00:00	34.6	37	43	40	37.5	11.6%	29.3
30/11/2024 21:00:00	38.0	14	17	45	38.3	35.3%	31.0
30/11/2024 22:00:00	40.0	6	7	45	39.2	42.9%	30.6
30/11/2024 23:00:00	34.3	10	12	40	37.5	8.3%	29.8
01/12/2024 00:00:00	32.5	9	11	40	37.5	9.1%	27.2
01/12/2024 01:00:00	35.0	4	5	40	37.5	20.0%	31.2
01/12/2024 02:00:00	35.0	2	2	35	0.0	0.0%	29.5
01/12/2024 03:00:00	30.0	2	2	30	0.0	0.0%	19.5
01/12/2024 04:00:00	35.0	2	2	35	0.0	0.0%	29.5
01/12/2024 05:00:00	0.0	0	0	0	0.0	0.0%	0.0
01/12/2024 06:00:00	40.0	4	5	50	42.5	40.0%	34.2
01/12/2024 07:00:00	35.0	4	5	40	37.5	20.0%	33.4
01/12/2024 08:00:00	35.0	8	9	40	37.5	11.1%	29.3
01/12/2024 09:00:00	39.3	27	32	55	40.2	34.4%	30.8
01/12/2024 10:00:00	36.2	37	43	40	37.5	18.6%	30.9
01/12/2024 11:00:00	36.7	36	42	40	37.5	21.4%	30.6
01/12/2024 12:00:00	34.8	55	65	45	38.6	13.8%	29.9
01/12/2024 13:00:00	34.3	42	50	40	37.5	12.0%	29.1
01/12/2024 14:00:00	34.2	49	58	40	37.5	10.3%	29.0
01/12/2024 15:00:00	33.6	49	58	45	41.3	6.9%	26.9
01/12/2024 16:00:00	34.3	51	60	45	38.9	11.7%	28.4
01/12/2024 17:00:00	36.4	31	36	40	37.5	19.4%	31.0
01/12/2024 18:00:00	33.7	31	37	40	37.5	5.4%	28.9
01/12/2024 19:00:00	39.0	25	29	50	40.0	27.6%	30.8
01/12/2024 20:00:00	35.0	6	7	45	42.5	14.3%	31.6
01/12/2024 21:00:00	37.5	12	14	45	39.2	21.4%	31.4
01/12/2024 22:00:00	35.0	9	11	45	40.0	18.2%	29.0
01/12/2024 23:00:00	45.0	2	2	45	42.5	50.0%	27.0
02/12/2024 00:00:00	35.0	2	2	35	0.0	0.0%	29.5
02/12/2024 01:00:00	35.0	1	1	35	0.0	0.0%	32.0
02/12/2024 02:00:00	25.0	2	2	25	0.0	0.0%	19.5
02/12/2024 03:00:00	0.0	0	0	0	0.0	0.0%	0.0
02/12/2024 04:00:00	35.0	1	1	35	0.0	0.0%	32.0
02/12/2024 05:00:00	0.0	0	0	0	0.0	0.0%	0.0
02/12/2024 06:00:00	38.3	5	6	40	37.5	50.0%	34.7
02/12/2024 07:00:00	35.0	15	18	40	37.5	16.7%	30.1
02/12/2024 08:00:00	35.6	49	58	50	38.5	17.2%	30.2
02/12/2024 09:00:00	37.1	82	96	45	37.9	24.0%	31.0
02/12/2024 10:00:00	34.4	52	61	40	37.5	9.8%	30.1
02/12/2024 11:00:00	34.0	38	45	50	40.8	6.7%	29.5
02/12/2024 12:00:00	34.2	55	65	45	39.2	9.2%	29.3

Incoming Summary
2025 Jan Ched Rd

from Thu-Nov-28-2024-01-00-PM to Fri-Jan-17-2025-05-59-AM

02/12/2024 13:00:00	34.7	40	47	50	39.2	12.8%	29.7
02/12/2024 14:00:00	34.6	43	51	50	39.2	11.8%	30.3
02/12/2024 15:00:00	35.0	55	65	45	39.5	15.4%	29.8
02/12/2024 16:00:00	35.5	65	76	45	38.3	15.8%	30.5
02/12/2024 17:00:00	34.1	48	57	50	40.8	10.5%	28.8
02/12/2024 18:00:00	34.2	48	56	45	39.5	8.9%	29.2
02/12/2024 19:00:00	33.0	44	52	40	37.5	3.8%	28.3
02/12/2024 20:00:00	35.0	24	28	45	38.8	14.3%	30.2
02/12/2024 21:00:00	34.2	18	21	40	37.5	4.8%	30.7
02/12/2024 22:00:00	33.3	14	16	40	37.5	6.3%	27.3
02/12/2024 23:00:00	35.0	2	2	35	0.0	0.0%	32.0
03/12/2024 00:00:00	35.0	2	2	35	0.0	0.0%	29.5
03/12/2024 01:00:00	0.0	0	0	0	0.0	0.0%	0.0
03/12/2024 02:00:00	0.0	0	0	0	0.0	0.0%	0.0
03/12/2024 03:00:00	30.0	3	3	30	0.0	0.0%	24.0
03/12/2024 04:00:00	35.0	1	1	35	0.0	0.0%	32.0
03/12/2024 05:00:00	35.0	1	1	35	0.0	0.0%	32.0
03/12/2024 06:00:00	35.0	3	4	40	37.5	25.0%	30.8
03/12/2024 07:00:00	34.4	14	17	45	40.0	11.8%	30.5
03/12/2024 08:00:00	36.1	52	61	45	38.4	18.0%	30.0
03/12/2024 09:00:00	36.7	92	108	50	39.8	18.5%	30.4
03/12/2024 10:00:00	33.9	44	52	40	37.5	7.7%	29.0
03/12/2024 11:00:00	34.1	42	50	45	38.8	8.0%	30.0
03/12/2024 12:00:00	34.8	42	49	45	38.3	12.2%	30.4
03/12/2024 13:00:00	35.0	37	43	40	37.5	14.0%	29.9
03/12/2024 14:00:00	37.9	43	51	45	39.6	23.5%	30.9
03/12/2024 15:00:00	36.0	54	63	45	38.0	17.5%	30.0
03/12/2024 16:00:00	34.2	71	84	40	37.5	10.7%	27.9
03/12/2024 17:00:00	33.3	61	72	50	40.5	6.9%	28.5
03/12/2024 18:00:00	33.1	61	72	45	41.3	5.6%	27.8
03/12/2024 19:00:00	34.0	40	47	40	37.5	6.4%	29.4
03/12/2024 20:00:00	34.4	31	37	45	40.0	10.8%	30.6
03/12/2024 21:00:00	35.0	20	24	40	37.5	16.7%	29.1
03/12/2024 22:00:00	35.0	11	13	40	37.5	15.4%	31.9
03/12/2024 23:00:00	35.0	10	12	55	45.0	16.7%	31.0
04/12/2024 00:00:00	30.0	1	1	30	0.0	0.0%	27.0
04/12/2024 01:00:00	25.0	2	2	25	0.0	0.0%	19.5
04/12/2024 02:00:00	0.0	0	0	0	0.0	0.0%	0.0
04/12/2024 03:00:00	0.0	0	0	0	0.0	0.0%	0.0
04/12/2024 04:00:00	15.0	1	1	15	0.0	0.0%	12.0
04/12/2024 05:00:00	0.0	0	0	0	0.0	0.0%	0.0
04/12/2024 06:00:00	37.5	3	4	40	37.5	50.0%	33.3
04/12/2024 07:00:00	35.0	16	19	40	37.5	15.8%	29.7
04/12/2024 08:00:00	34.8	57	67	50	39.7	13.4%	29.7
04/12/2024 09:00:00	36.8	79	93	50	38.8	21.5%	29.8
04/12/2024 10:00:00	33.6	54	64	45	38.5	7.8%	28.3
04/12/2024 11:00:00	36.0	44	52	40	37.5	19.2%	30.8
04/12/2024 12:00:00	34.7	48	56	45	39.6	12.5%	28.8

Incoming Summary
2025 Jan Ched Rd

from Thu-Nov-28-2024-01-00-PM to Fri-Jan-17-2025-05-59-AM

04/12/2024 13:00:00	35.6	48	56	45	38.1	16.1%	28.9
04/12/2024 14:00:00	34.1	52	61	45	39.2	9.8%	28.5
04/12/2024 15:00:00	34.1	46	54	45	38.5	9.3%	27.9
04/12/2024 16:00:00	34.0	54	64	45	38.5	7.8%	29.9
04/12/2024 17:00:00	35.6	58	68	55	39.8	16.2%	28.8
04/12/2024 18:00:00	33.1	74	87	40	37.5	3.4%	27.9
04/12/2024 19:00:00	34.3	53	62	45	38.3	9.7%	29.2
04/12/2024 20:00:00	34.4	33	39	55	42.5	12.8%	28.9
04/12/2024 21:00:00	35.0	26	31	45	38.5	16.1%	29.8
04/12/2024 22:00:00	35.0	8	9	40	37.5	11.1%	29.4
04/12/2024 23:00:00	36.7	8	10	40	37.5	30.0%	32.7
05/12/2024 00:00:00	35.0	4	5	45	42.5	20.0%	33.0
05/12/2024 01:00:00	0.0	0	0	0	0.0	0.0%	0.0
05/12/2024 02:00:00	0.0	0	0	0	0.0	0.0%	0.0
05/12/2024 03:00:00	0.0	0	0	0	0.0	0.0%	0.0
05/12/2024 04:00:00	35.0	1	1	35	0.0	0.0%	32.0
05/12/2024 05:00:00	0.0	0	0	0	0.0	0.0%	0.0
05/12/2024 06:00:00	40.0	8	9	45	40.0	22.2%	31.7
05/12/2024 07:00:00	38.0	20	23	45	38.3	26.1%	31.0
05/12/2024 08:00:00	33.9	57	67	40	37.5	7.5%	29.0
05/12/2024 09:00:00	36.7	75	88	45	40.5	17.0%	31.0
05/12/2024 10:00:00	34.7	48	57	40	37.5	14.0%	29.9
05/12/2024 11:00:00	35.8	37	44	45	38.8	18.2%	30.9
05/12/2024 12:00:00	33.5	50	59	40	37.5	5.1%	28.6
05/12/2024 13:00:00	34.6	61	72	45	38.6	12.5%	29.0
05/12/2024 14:00:00	34.0	32	38	40	37.5	10.5%	27.9
05/12/2024 15:00:00	33.9	42	50	45	38.8	8.0%	28.4
05/12/2024 16:00:00	31.7	52	61	45	42.5	1.6%	27.2
05/12/2024 17:00:00	33.5	49	58	40	37.5	5.2%	28.7
05/12/2024 18:00:00	33.5	45	53	40	37.5	5.7%	28.5
05/12/2024 19:00:00	32.8	34	40	40	37.5	5.0%	28.1
05/12/2024 20:00:00	33.0	27	32	40	37.5	3.1%	27.2
05/12/2024 21:00:00	32.1	26	31	40	37.5	3.2%	26.5
05/12/2024 22:00:00	33.3	8	9	35	0.0	0.0%	28.4
05/12/2024 23:00:00	35.0	8	9	40	37.5	11.1%	28.9
06/12/2024 00:00:00	35.0	1	1	35	0.0	0.0%	32.0
06/12/2024 01:00:00	27.5	4	5	30	0.0	0.0%	21.2
06/12/2024 02:00:00	30.0	2	2	30	0.0	0.0%	24.5
06/12/2024 03:00:00	0.0	0	0	0	0.0	0.0%	0.0
06/12/2024 04:00:00	25.0	2	2	25	0.0	0.0%	17.0
06/12/2024 05:00:00	35.0	2	2	35	0.0	0.0%	29.5
06/12/2024 06:00:00	40.0	7	8	50	42.5	25.0%	32.1
06/12/2024 07:00:00	37.5	15	18	45	38.5	27.8%	30.7
06/12/2024 08:00:00	34.8	44	52	50	40.4	13.5%	31.0
06/12/2024 09:00:00	37.3	69	81	45	38.6	23.5%	32.0
06/12/2024 10:00:00	35.9	64	75	45	38.3	17.3%	30.7
06/12/2024 11:00:00	37.7	49	58	45	38.8	25.9%	31.6
06/12/2024 12:00:00	34.8	44	52	45	38.2	13.5%	29.7

06/12/2024 13:00:00	36.0	51	60	45	38.0	18.3%	29.6
06/12/2024 14:00:00	34.7	45	53	50	40.4	13.2%	28.6
06/12/2024 15:00:00	31.0	54	64	45	40.0	3.1%	25.4
06/12/2024 16:00:00	34.3	65	77	45	38.1	10.4%	29.3
06/12/2024 17:00:00	33.0	54	64	45	42.5	1.6%	27.6
06/12/2024 18:00:00	34.1	54	63	45	38.5	7.9%	28.7
06/12/2024 19:00:00	34.4	47	55	40	37.5	9.1%	29.8
06/12/2024 20:00:00	34.1	20	24	40	37.5	8.3%	30.3
06/12/2024 21:00:00	33.9	25	29	45	40.0	6.9%	29.1
06/12/2024 22:00:00	34.2	9	11	40	37.5	9.1%	30.9
06/12/2024 23:00:00	35.0	11	13	45	40.0	15.4%	28.7
07/12/2024 00:00:00	35.0	7	8	45	42.5	12.5%	29.6
07/12/2024 01:00:00	38.3	8	9	40	37.5	33.3%	29.9
07/12/2024 02:00:00	40.0	3	3	40	37.5	33.3%	28.7
07/12/2024 03:00:00	35.0	1	1	35	0.0	0.0%	32.0
07/12/2024 04:00:00	20.0	2	2	20	0.0	0.0%	12.0
07/12/2024 05:00:00	30.0	2	2	30	0.0	0.0%	24.5
07/12/2024 06:00:00	40.0	3	4	50	40.8	75.0%	38.3
07/12/2024 07:00:00	35.0	3	3	35	0.0	0.0%	28.7
07/12/2024 08:00:00	36.2	20	23	40	37.5	17.4%	31.5
07/12/2024 09:00:00	37.0	24	28	45	38.3	21.4%	31.3
07/12/2024 10:00:00	34.0	31	36	45	40.0	5.6%	29.2
07/12/2024 11:00:00	34.7	43	51	45	38.2	13.7%	29.3
07/12/2024 12:00:00	32.1	48	57	40	37.5	3.5%	26.9
07/12/2024 13:00:00	34.5	40	47	45	38.5	10.6%	30.4
07/12/2024 14:00:00	33.9	34	40	45	40.0	5.0%	29.4
07/12/2024 15:00:00	35.0	39	46	40	37.5	15.2%	30.2
07/12/2024 16:00:00	35.6	40	47	40	37.5	17.0%	29.7
07/12/2024 17:00:00	33.5	43	51	40	37.5	3.9%	29.4
07/12/2024 18:00:00	34.1	45	53	45	40.0	7.5%	29.7
07/12/2024 19:00:00	34.2	42	50	40	37.5	10.0%	29.3
07/12/2024 20:00:00	36.4	31	37	45	38.1	21.6%	31.1
07/12/2024 21:00:00	35.0	12	14	45	40.0	14.3%	29.1
07/12/2024 22:00:00	34.3	18	21	45	40.0	9.5%	29.0
07/12/2024 23:00:00	33.9	18	21	40	37.5	4.8%	29.0
08/12/2024 00:00:00	35.0	14	17	40	37.5	17.6%	28.8
08/12/2024 01:00:00	40.0	6	7	50	40.0	57.1%	34.3
08/12/2024 02:00:00	30.0	2	2	30	0.0	0.0%	24.5
08/12/2024 03:00:00	40.0	2	2	40	37.5	50.0%	24.5
08/12/2024 04:00:00	0.0	0	0	0	0.0	0.0%	0.0
08/12/2024 05:00:00	35.0	1	1	35	0.0	0.0%	32.0
08/12/2024 06:00:00	40.0	2	2	40	37.5	50.0%	32.0
08/12/2024 07:00:00	40.0	3	3	40	37.5	33.3%	32.0
08/12/2024 08:00:00	33.3	8	10	35	0.0	0.0%	28.8
08/12/2024 09:00:00	36.0	20	24	40	37.5	20.8%	29.5
08/12/2024 10:00:00	37.5	23	27	50	38.9	25.9%	32.1
08/12/2024 11:00:00	35.6	47	55	50	38.6	16.4%	30.5
08/12/2024 12:00:00	34.5	40	47	45	38.5	10.6%	30.0

Incoming Summary
2025 Jan Ched Rd

from Thu-Nov-28-2024-01-00-PM to Fri-Jan-17-2025-05-59-AM

08/12/2024 13:00:00	35.0	43	51	40	37.5	15.7%	29.7
08/12/2024 14:00:00	34.3	44	52	40	37.5	9.6%	29.4
08/12/2024 15:00:00	34.7	42	49	50	39.2	12.2%	29.9
08/12/2024 16:00:00	34.5	35	41	45	38.5	12.2%	29.2
08/12/2024 17:00:00	33.9	33	39	40	37.5	10.3%	27.9
08/12/2024 18:00:00	37.0	20	23	40	37.5	21.7%	30.6
08/12/2024 19:00:00	34.2	17	20	40	37.5	10.0%	29.4
08/12/2024 20:00:00	33.3	14	17	40	37.5	5.9%	29.1
08/12/2024 21:00:00	33.8	10	12	40	37.5	8.3%	27.2
08/12/2024 22:00:00	35.0	4	5	40	37.5	20.0%	30.2
08/12/2024 23:00:00	42.5	6	7	45	42.5	28.6%	33.0
09/12/2024 00:00:00	30.0	2	2	30	0.0	0.0%	27.0
09/12/2024 01:00:00	20.0	1	1	20	0.0	0.0%	17.0
09/12/2024 02:00:00	0.0	0	0	0	0.0	0.0%	0.0
09/12/2024 03:00:00	0.0	0	0	0	0.0	0.0%	0.0
09/12/2024 04:00:00	0.0	0	0	0	0.0	0.0%	0.0
09/12/2024 05:00:00	15.0	1	1	15	0.0	0.0%	12.0
09/12/2024 06:00:00	40.0	3	4	45	40.0	50.0%	36.0
09/12/2024 07:00:00	34.4	14	17	40	37.5	11.8%	29.9
09/12/2024 08:00:00	34.1	49	58	50	39.5	8.6%	29.4
09/12/2024 09:00:00	37.1	76	89	50	38.8	22.5%	30.3
09/12/2024 10:00:00	35.0	46	54	45	38.1	14.8%	31.0
09/12/2024 11:00:00	36.1	47	55	45	38.0	18.2%	31.0
09/12/2024 12:00:00	33.8	46	54	45	38.5	9.3%	28.8
09/12/2024 13:00:00	34.2	41	48	40	37.5	8.3%	28.8
09/12/2024 14:00:00	34.5	42	49	45	38.5	10.2%	29.3
09/12/2024 15:00:00	34.2	47	55	50	40.5	9.1%	29.3
09/12/2024 16:00:00	34.6	53	62	55	40.4	11.3%	30.0
09/12/2024 17:00:00	34.1	57	67	45	38.9	10.4%	28.3
09/12/2024 18:00:00	33.5	61	72	50	40.5	6.9%	28.5
09/12/2024 19:00:00	34.0	37	43	40	37.5	7.0%	29.4
09/12/2024 20:00:00	34.5	24	28	45	39.2	10.7%	29.0
09/12/2024 21:00:00	34.0	11	13	40	37.5	7.7%	29.6
09/12/2024 22:00:00	33.8	11	13	45	42.5	7.7%	29.2
09/12/2024 23:00:00	37.5	13	15	60	44.2	20.0%	30.7
10/12/2024 00:00:00	35.0	2	2	35	0.0	0.0%	29.5
10/12/2024 01:00:00	30.0	1	1	30	0.0	0.0%	27.0
10/12/2024 02:00:00	35.0	2	2	35	0.0	0.0%	29.5
10/12/2024 03:00:00	0.0	0	0	0	0.0	0.0%	0.0
10/12/2024 04:00:00	0.0	0	0	0	0.0	0.0%	0.0
10/12/2024 05:00:00	40.0	1	1	40	37.5	100.0%	37.0
10/12/2024 06:00:00	40.0	3	3	40	37.5	33.3%	30.3
10/12/2024 07:00:00	37.0	20	23	40	37.5	21.7%	30.4
10/12/2024 08:00:00	36.1	56	66	50	39.2	18.2%	30.6
10/12/2024 09:00:00	34.7	80	94	45	38.8	12.8%	29.6
10/12/2024 10:00:00	34.0	57	67	50	39.2	9.0%	29.2
10/12/2024 11:00:00	35.6	43	51	40	37.5	17.6%	29.6
10/12/2024 12:00:00	34.8	59	69	50	38.6	13.0%	29.7

Incoming Summary
2025 Jan Ched Rd

from Thu-Nov-28-2024-01-00-PM to Fri-Jan-17-2025-05-59-AM

10/12/2024 13:00:00	34.6	44	52	40	37.5	13.5%	28.4
10/12/2024 14:00:00	34.5	54	63	45	38.2	11.1%	28.8
10/12/2024 15:00:00	34.4	40	47	45	38.5	10.6%	29.2
10/12/2024 16:00:00	33.6	72	85	45	38.3	7.1%	27.7
10/12/2024 17:00:00	34.7	67	79	45	38.4	13.9%	28.2
10/12/2024 18:00:00	33.8	67	79	45	39.2	7.6%	29.1
10/12/2024 19:00:00	33.8	50	59	40	37.5	6.8%	28.9
10/12/2024 20:00:00	37.5	26	30	45	38.2	23.3%	30.4
10/12/2024 21:00:00	37.5	20	23	45	38.5	21.7%	31.2
10/12/2024 22:00:00	34.2	20	23	45	40.0	8.7%	28.4
10/12/2024 23:00:00	37.5	13	15	40	37.5	26.7%	29.7
11/12/2024 00:00:00	32.5	3	4	35	0.0	0.0%	29.8
11/12/2024 01:00:00	35.0	2	2	35	0.0	0.0%	27.0
11/12/2024 02:00:00	0.0	0	0	0	0.0	0.0%	0.0
11/12/2024 03:00:00	25.0	1	1	25	0.0	0.0%	22.0
11/12/2024 04:00:00	35.0	1	1	35	0.0	0.0%	32.0
11/12/2024 05:00:00	0.0	0	0	0	0.0	0.0%	0.0
11/12/2024 06:00:00	37.5	4	5	40	37.5	40.0%	32.4
11/12/2024 07:00:00	36.7	24	28	40	37.5	21.4%	30.3
11/12/2024 08:00:00	33.5	65	76	40	37.5	3.9%	28.4
11/12/2024 09:00:00	35.0	70	82	45	38.3	14.6%	30.1
11/12/2024 10:00:00	36.4	50	59	50	38.3	20.3%	30.5
11/12/2024 11:00:00	34.7	48	57	45	39.4	14.0%	28.1
11/12/2024 12:00:00	34.5	46	54	45	38.3	11.1%	28.7
11/12/2024 13:00:00	33.6	48	56	40	37.5	5.4%	26.8
11/12/2024 14:00:00	36.2	43	51	45	38.5	19.6%	29.7
11/12/2024 15:00:00	37.7	51	60	45	38.4	26.7%	30.0
11/12/2024 16:00:00	33.9	69	81	45	40.0	7.4%	28.7
11/12/2024 17:00:00	33.5	70	82	45	38.5	6.1%	28.3
11/12/2024 18:00:00	33.7	71	83	45	39.2	7.2%	28.3
11/12/2024 19:00:00	34.1	70	82	50	40.4	8.5%	28.3
11/12/2024 20:00:00	36.2	24	28	45	38.5	17.9%	29.6
11/12/2024 21:00:00	34.5	22	26	45	39.2	11.5%	28.5
11/12/2024 22:00:00	30.0	8	10	35	0.0	0.0%	26.8
11/12/2024 23:00:00	32.5	11	13	35	0.0	0.0%	26.2
12/12/2024 00:00:00	35.0	1	1	35	0.0	0.0%	32.0
12/12/2024 01:00:00	0.0	0	0	0	0.0	0.0%	0.0
12/12/2024 02:00:00	0.0	0	0	0	0.0	0.0%	0.0
12/12/2024 03:00:00	0.0	0	0	0	0.0	0.0%	0.0
12/12/2024 04:00:00	0.0	0	0	0	0.0	0.0%	0.0
12/12/2024 05:00:00	40.0	2	2	40	37.5	50.0%	34.5
12/12/2024 06:00:00	40.0	3	3	40	37.5	66.7%	34.0
12/12/2024 07:00:00	35.0	18	21	45	39.2	14.3%	30.9
12/12/2024 08:00:00	34.6	49	58	50	38.9	12.1%	29.8
12/12/2024 09:00:00	38.5	92	108	50	39.1	29.6%	31.7
12/12/2024 10:00:00	33.8	53	62	45	38.5	8.1%	28.1
12/12/2024 11:00:00	34.8	60	71	45	39.0	14.1%	29.6
12/12/2024 12:00:00	34.1	61	72	45	38.3	8.3%	29.1

12/12/2024 13:00:00	33.1	57	67	40	37.5	1.5%	27.6
12/12/2024 14:00:00	34.8	56	66	45	38.6	13.6%	29.7
12/12/2024 15:00:00	34.1	50	59	45	39.2	10.2%	27.6
12/12/2024 16:00:00	34.5	60	70	45	38.8	11.4%	28.9
12/12/2024 17:00:00	34.6	53	62	45	39.6	11.3%	29.2
12/12/2024 18:00:00	33.7	69	81	45	38.5	6.2%	28.3
12/12/2024 19:00:00	36.4	57	67	45	38.3	19.4%	30.1
12/12/2024 20:00:00	34.4	35	41	45	38.5	12.2%	29.0
12/12/2024 21:00:00	34.2	15	18	40	37.5	5.6%	31.1
12/12/2024 22:00:00	33.3	9	11	40	37.5	9.1%	29.1
12/12/2024 23:00:00	33.9	26	30	40	37.5	6.7%	27.7
13/12/2024 00:00:00	33.3	5	6	35	0.0	0.0%	29.0
13/12/2024 01:00:00	35.0	3	4	40	37.5	25.0%	28.3
13/12/2024 02:00:00	40.0	1	1	40	37.5	100.0%	37.0
13/12/2024 03:00:00	25.0	2	2	25	0.0	0.0%	19.5
13/12/2024 04:00:00	35.0	2	2	35	0.0	0.0%	29.5
13/12/2024 05:00:00	0.0	0	0	0	0.0	0.0%	0.0
13/12/2024 06:00:00	40.0	7	8	45	40.0	25.0%	32.1
13/12/2024 07:00:00	35.0	20	24	45	38.8	16.7%	30.7
13/12/2024 08:00:00	35.0	44	52	50	40.0	15.4%	29.9
13/12/2024 09:00:00	34.5	72	85	45	38.0	11.8%	29.3
13/12/2024 10:00:00	34.2	57	67	50	39.2	9.0%	29.0
13/12/2024 11:00:00	34.5	44	52	40	37.5	11.5%	29.6
13/12/2024 12:00:00	32.9	57	67	45	38.5	7.5%	27.1
13/12/2024 13:00:00	35.0	48	56	40	37.5	14.3%	30.4
13/12/2024 14:00:00	34.0	54	64	45	40.0	6.3%	29.1
13/12/2024 15:00:00	34.3	42	49	40	37.5	8.2%	29.9
13/12/2024 16:00:00	35.0	65	76	45	38.0	14.5%	30.4
13/12/2024 17:00:00	33.9	59	69	45	38.5	7.2%	29.2
13/12/2024 18:00:00	34.5	60	70	45	38.1	11.4%	28.6
13/12/2024 19:00:00	34.7	48	57	45	38.1	14.0%	29.7
13/12/2024 20:00:00	33.8	27	32	40	37.5	6.3%	28.3
13/12/2024 21:00:00	33.3	20	24	40	37.5	4.2%	29.3
13/12/2024 22:00:00	38.3	6	7	40	37.5	42.9%	32.7
13/12/2024 23:00:00	30.0	8	9	35	0.0	0.0%	27.3
14/12/2024 00:00:00	35.0	7	8	40	37.5	12.5%	31.6
14/12/2024 01:00:00	40.0	6	7	45	40.0	28.6%	34.3
14/12/2024 02:00:00	35.0	1	1	35	0.0	0.0%	32.0
14/12/2024 03:00:00	0.0	0	0	0	0.0	0.0%	0.0
14/12/2024 04:00:00	30.0	2	2	30	0.0	0.0%	19.5
14/12/2024 05:00:00	0.0	0	0	0	0.0	0.0%	0.0
14/12/2024 06:00:00	40.0	4	5	45	40.0	40.0%	34.2
14/12/2024 07:00:00	33.3	5	6	35	0.0	0.0%	29.7
14/12/2024 08:00:00	38.9	17	20	45	38.0	50.0%	33.6
14/12/2024 09:00:00	34.6	40	47	45	38.3	12.8%	28.8
14/12/2024 10:00:00	34.2	62	73	40	37.5	9.6%	28.2
14/12/2024 11:00:00	34.7	50	59	45	38.2	11.9%	29.9
14/12/2024 12:00:00	34.0	56	66	40	37.5	6.1%	28.5

Incoming Summary
2025 Jan Ched Rd

from Thu-Nov-28-2024-01-00-PM to Fri-Jan-17-2025-05-59-AM

14/12/2024 13:00:00	34.8	52	61	45	38.1	13.1%	28.4
14/12/2024 14:00:00	34.8	60	70	45	39.7	12.9%	30.3
14/12/2024 15:00:00	36.1	59	69	50	39.2	17.4%	30.2
14/12/2024 16:00:00	35.0	54	64	45	38.0	15.6%	29.9
14/12/2024 17:00:00	34.3	38	45	40	37.5	11.1%	29.2
14/12/2024 18:00:00	34.2	36	42	45	38.8	9.5%	28.7
14/12/2024 19:00:00	34.2	29	34	40	37.5	5.9%	30.4
14/12/2024 20:00:00	37.0	34	40	50	40.6	20.0%	30.8
14/12/2024 21:00:00	34.0	10	12	40	37.5	8.3%	28.0
14/12/2024 22:00:00	31.7	9	11	35	0.0	0.0%	27.4
14/12/2024 23:00:00	40.0	7	8	45	40.0	25.0%	31.5
15/12/2024 00:00:00	30.0	6	7	35	0.0	0.0%	25.7
15/12/2024 01:00:00	35.0	7	8	40	37.5	12.5%	26.4
15/12/2024 02:00:00	35.0	3	4	40	37.5	25.0%	29.5
15/12/2024 03:00:00	35.0	5	6	45	42.5	16.7%	28.8
15/12/2024 04:00:00	0.0	0	0	0	0.0	0.0%	0.0
15/12/2024 05:00:00	40.0	3	3	40	37.5	33.3%	30.3
15/12/2024 06:00:00	30.0	1	1	30	0.0	0.0%	27.0
15/12/2024 07:00:00	40.0	2	2	40	37.5	50.0%	34.5
15/12/2024 08:00:00	35.0	9	11	40	37.5	18.2%	31.8
15/12/2024 09:00:00	38.0	22	26	45	38.9	26.9%	30.6
15/12/2024 10:00:00	34.4	38	45	40	37.5	11.1%	29.0
15/12/2024 11:00:00	36.5	48	57	45	38.3	21.1%	29.8
15/12/2024 12:00:00	34.3	65	77	45	38.8	10.4%	29.0
15/12/2024 13:00:00	35.0	46	54	50	38.8	14.8%	29.1
15/12/2024 14:00:00	34.6	58	68	45	38.1	11.8%	29.4
15/12/2024 15:00:00	38.9	32	38	45	39.0	34.2%	31.6
15/12/2024 16:00:00	36.7	28	33	50	38.9	21.2%	30.5
15/12/2024 17:00:00	34.5	36	42	45	38.5	11.9%	28.7
15/12/2024 18:00:00	37.0	27	32	45	38.9	21.9%	31.0
15/12/2024 19:00:00	34.3	29	34	45	38.8	11.8%	29.1
15/12/2024 20:00:00	34.2	12	14	40	37.5	7.1%	30.2
15/12/2024 21:00:00	28.8	3	4	30	0.0	0.0%	27.3
15/12/2024 22:00:00	40.0	9	11	50	40.5	45.5%	33.5
15/12/2024 23:00:00	35.0	8	9	40	37.5	11.1%	28.3
16/12/2024 00:00:00	35.0	3	3	35	0.0	0.0%	32.3
16/12/2024 01:00:00	20.0	2	2	20	0.0	0.0%	14.5
16/12/2024 02:00:00	25.0	1	1	25	0.0	0.0%	22.0
16/12/2024 03:00:00	0.0	0	0	0	0.0	0.0%	0.0
16/12/2024 04:00:00	35.0	1	1	35	0.0	0.0%	32.0
16/12/2024 05:00:00	40.0	2	2	40	37.5	50.0%	24.5
16/12/2024 06:00:00	35.0	5	6	40	37.5	16.7%	32.2
16/12/2024 07:00:00	36.2	16	19	40	37.5	21.1%	30.7
16/12/2024 08:00:00	35.7	41	48	50	38.8	16.7%	30.6
16/12/2024 09:00:00	36.3	77	91	45	38.3	19.8%	30.9
16/12/2024 10:00:00	34.4	54	64	45	39.6	10.9%	29.2
16/12/2024 11:00:00	37.3	42	49	45	37.9	24.5%	30.9
16/12/2024 12:00:00	35.0	57	67	50	39.5	14.9%	29.2

Incoming Summary
2025 Jan Ched Rd

from Thu-Nov-28-2024-01-00-PM to Fri-Jan-17-2025-05-59-AM

16/12/2024 13:00:00	33.9	60	71	45	38.5	7.0%	28.7
16/12/2024 14:00:00	38.0	41	48	50	41.0	20.8%	30.2
16/12/2024 15:00:00	36.1	49	58	45	38.4	19.0%	30.3
16/12/2024 16:00:00	34.9	76	90	45	37.9	14.4%	30.3
16/12/2024 17:00:00	33.6	48	57	45	40.8	5.3%	28.8
16/12/2024 18:00:00	37.0	43	51	45	40.0	19.6%	30.6
16/12/2024 19:00:00	36.4	49	58	45	37.9	20.7%	30.2
16/12/2024 20:00:00	37.0	31	37	55	40.6	21.6%	31.0
16/12/2024 21:00:00	35.0	12	14	45	40.0	14.3%	30.1
16/12/2024 22:00:00	33.6	10	12	35	0.0	0.0%	30.3
16/12/2024 23:00:00	35.0	3	4	50	47.5	25.0%	32.0
17/12/2024 00:00:00	35.0	2	2	35	0.0	0.0%	29.5
17/12/2024 01:00:00	35.0	2	2	35	0.0	0.0%	29.5
17/12/2024 02:00:00	0.0	0	0	0	0.0	0.0%	0.0
17/12/2024 03:00:00	30.0	1	1	30	0.0	0.0%	27.0
17/12/2024 04:00:00	35.0	1	1	35	0.0	0.0%	32.0
17/12/2024 05:00:00	40.0	1	1	40	37.5	100.0%	37.0
17/12/2024 06:00:00	37.5	5	6	40	37.5	33.3%	33.0
17/12/2024 07:00:00	36.0	24	28	40	37.5	17.9%	30.2
17/12/2024 08:00:00	34.0	58	68	45	38.5	7.4%	29.0
17/12/2024 09:00:00	37.0	78	92	45	38.0	23.9%	30.4
17/12/2024 10:00:00	33.8	72	85	50	39.6	8.2%	28.0
17/12/2024 11:00:00	34.4	57	67	45	38.2	10.4%	29.2
17/12/2024 12:00:00	34.7	54	63	50	39.4	12.7%	28.8
17/12/2024 13:00:00	33.3	49	58	45	40.0	3.4%	28.8
17/12/2024 14:00:00	34.0	63	74	50	39.2	8.1%	29.7
17/12/2024 15:00:00	34.8	58	68	45	38.6	13.2%	29.6
17/12/2024 16:00:00	36.4	62	73	45	37.8	20.5%	29.2
17/12/2024 17:00:00	33.4	48	56	40	37.5	1.8%	28.1
17/12/2024 18:00:00	33.7	72	85	45	38.3	7.1%	28.5
17/12/2024 19:00:00	36.2	53	62	45	38.9	17.7%	30.2
17/12/2024 20:00:00	37.9	36	42	55	40.0	23.8%	30.6
17/12/2024 21:00:00	33.1	17	20	35	0.0	0.0%	28.6
17/12/2024 22:00:00	37.5	16	19	45	38.5	26.3%	30.7
17/12/2024 23:00:00	34.3	13	15	40	37.5	6.7%	30.0
18/12/2024 00:00:00	50.0	3	3	50	47.5	33.3%	33.7
18/12/2024 01:00:00	20.0	2	2	20	0.0	0.0%	17.5
18/12/2024 02:00:00	0.0	0	0	0	0.0	0.0%	0.0
18/12/2024 03:00:00	0.0	0	0	0	0.0	0.0%	0.0
18/12/2024 04:00:00	25.0	1	1	25	0.0	0.0%	22.0
18/12/2024 05:00:00	15.0	1	1	15	0.0	0.0%	12.0
18/12/2024 06:00:00	40.0	11	13	45	40.0	30.8%	31.5
18/12/2024 07:00:00	35.0	18	21	40	37.5	14.3%	28.8
18/12/2024 08:00:00	34.1	55	65	50	40.5	7.7%	28.8
18/12/2024 09:00:00	34.3	91	107	50	39.3	10.3%	28.4
18/12/2024 10:00:00	34.1	60	70	40	37.5	7.1%	29.2
18/12/2024 11:00:00	34.8	56	66	45	38.6	13.6%	30.1
18/12/2024 12:00:00	33.8	49	58	50	40.8	5.2%	28.7

18/12/2024 13:00:00	33.3	56	66	40	37.5	3.0%	27.5
18/12/2024 14:00:00	36.5	50	59	45	38.3	20.3%	29.4
18/12/2024 15:00:00	33.9	60	70	40	37.5	7.1%	28.7
18/12/2024 16:00:00	34.1	59	69	45	38.3	8.7%	29.1
18/12/2024 17:00:00	34.7	73	86	45	38.4	12.8%	29.3
18/12/2024 18:00:00	33.4	67	79	45	38.8	5.1%	28.6
18/12/2024 19:00:00	35.0	40	47	40	37.5	14.9%	29.4
18/12/2024 20:00:00	34.5	33	39	45	38.5	12.8%	28.5
18/12/2024 21:00:00	33.3	14	17	45	42.5	5.9%	29.6
18/12/2024 22:00:00	38.3	12	14	45	38.8	28.6%	30.2
18/12/2024 23:00:00	36.7	15	18	45	38.8	22.2%	31.7
19/12/2024 00:00:00	34.0	8	10	40	37.5	10.0%	30.2
19/12/2024 01:00:00	0.0	0	0	0	0.0	0.0%	0.0
19/12/2024 02:00:00	0.0	0	0	0	0.0	0.0%	0.0
19/12/2024 03:00:00	0.0	0	0	0	0.0	0.0%	0.0
19/12/2024 04:00:00	15.0	1	1	15	0.0	0.0%	12.0
19/12/2024 05:00:00	0.0	0	0	0	0.0	0.0%	0.0
19/12/2024 06:00:00	38.8	9	11	45	38.5	45.5%	33.5
19/12/2024 07:00:00	36.0	21	25	40	37.5	20.0%	30.5
19/12/2024 08:00:00	35.0	62	73	50	40.2	15.1%	30.8
19/12/2024 09:00:00	35.8	101	119	50	38.2	17.6%	30.5
19/12/2024 10:00:00	34.2	66	78	45	38.1	10.3%	28.9
19/12/2024 11:00:00	33.3	70	82	45	38.3	7.3%	27.9
19/12/2024 12:00:00	34.2	50	59	40	37.5	10.2%	28.1
19/12/2024 13:00:00	35.0	49	58	45	38.6	15.5%	29.2
19/12/2024 14:00:00	34.8	55	65	45	38.6	13.8%	30.3
19/12/2024 15:00:00	35.0	53	62	45	38.6	14.5%	30.2
19/12/2024 16:00:00	36.3	72	85	45	38.1	20.0%	30.0
19/12/2024 17:00:00	35.0	60	71	50	39.8	15.5%	30.2
19/12/2024 18:00:00	34.4	77	91	40	37.5	11.0%	29.1
19/12/2024 19:00:00	34.8	48	57	50	38.8	14.0%	30.1
19/12/2024 20:00:00	38.8	25	29	45	39.6	24.1%	32.0
19/12/2024 21:00:00	34.2	14	17	40	37.5	11.8%	29.4
19/12/2024 22:00:00	37.0	20	23	40	37.5	21.7%	30.3
19/12/2024 23:00:00	34.3	14	16	40	37.5	6.3%	30.2
20/12/2024 00:00:00	40.0	3	4	45	40.0	50.0%	34.5
20/12/2024 01:00:00	30.0	4	5	40	37.5	20.0%	25.2
20/12/2024 02:00:00	0.0	0	0	0	0.0	0.0%	0.0
20/12/2024 03:00:00	0.0	0	0	0	0.0	0.0%	0.0
20/12/2024 04:00:00	0.0	0	0	0	0.0	0.0%	0.0
20/12/2024 05:00:00	35.0	1	1	35	0.0	0.0%	32.0
20/12/2024 06:00:00	42.5	4	5	45	42.5	40.0%	36.0
20/12/2024 07:00:00	35.0	20	23	40	37.5	13.0%	31.3
20/12/2024 08:00:00	34.4	37	43	40	37.5	9.3%	29.1
20/12/2024 09:00:00	34.6	84	99	40	37.5	13.1%	28.3
20/12/2024 10:00:00	34.5	64	75	45	38.1	10.7%	29.2
20/12/2024 11:00:00	35.0	62	73	45	38.9	15.1%	29.8
20/12/2024 12:00:00	35.0	50	59	45	40.3	15.3%	29.5

Incoming Summary
2025 Jan Ched Rd

from Thu-Nov-28-2024-01-00-PM to Fri-Jan-17-2025-05-59-AM

20/12/2024 13:00:00	34.6	60	70	45	38.8	11.4%	29.1
20/12/2024 14:00:00	37.1	65	77	50	38.9	23.4%	30.6
20/12/2024 15:00:00	34.8	56	66	40	37.5	13.6%	29.7
20/12/2024 16:00:00	35.0	76	90	50	38.6	15.6%	29.0
20/12/2024 17:00:00	35.6	53	62	50	39.0	16.1%	29.7
20/12/2024 18:00:00	34.3	58	68	45	38.3	8.8%	29.0
20/12/2024 19:00:00	34.4	59	69	45	39.6	10.1%	29.5
20/12/2024 20:00:00	33.9	29	34	50	40.8	8.8%	28.5
20/12/2024 21:00:00	34.0	20	24	40	37.5	12.5%	28.4
20/12/2024 22:00:00	42.5	3	4	45	40.8	75.0%	38.5
20/12/2024 23:00:00	37.5	12	14	45	39.2	21.4%	30.4
21/12/2024 00:00:00	33.3	9	11	40	37.5	9.1%	26.7
21/12/2024 01:00:00	40.0	9	11	45	39.5	45.5%	32.7
21/12/2024 02:00:00	33.3	3	4	35	0.0	0.0%	30.8
21/12/2024 03:00:00	35.0	3	3	35	0.0	0.0%	22.0
21/12/2024 04:00:00	0.0	0	0	0	0.0	0.0%	0.0
21/12/2024 05:00:00	40.0	3	3	40	37.5	66.7%	35.7
21/12/2024 06:00:00	45.0	3	3	45	42.5	33.3%	35.3
21/12/2024 07:00:00	34.0	7	8	35	0.0	0.0%	30.4
21/12/2024 08:00:00	35.0	12	14	40	37.5	14.3%	30.5
21/12/2024 09:00:00	34.4	42	49	45	38.5	10.2%	28.9
21/12/2024 10:00:00	34.8	41	48	45	39.2	12.5%	29.8
21/12/2024 11:00:00	34.2	51	60	45	38.3	10.0%	28.9
21/12/2024 12:00:00	34.4	46	54	45	38.3	11.1%	29.3
21/12/2024 13:00:00	35.0	45	53	45	38.1	15.1%	29.6
21/12/2024 14:00:00	35.0	44	52	45	38.1	15.4%	30.2
21/12/2024 15:00:00	33.9	44	52	40	37.5	7.7%	28.8
21/12/2024 16:00:00	34.5	41	48	50	40.5	10.4%	29.6
21/12/2024 17:00:00	31.9	56	66	40	37.5	3.0%	27.2
21/12/2024 18:00:00	36.1	42	49	40	37.5	18.4%	30.6
21/12/2024 19:00:00	37.5	24	28	50	40.0	21.4%	29.1
21/12/2024 20:00:00	36.7	30	35	45	40.0	17.1%	30.8
21/12/2024 21:00:00	40.0	12	14	50	42.5	21.4%	30.1
21/12/2024 22:00:00	35.0	12	14	40	37.5	14.3%	30.1
21/12/2024 23:00:00	36.7	10	12	40	37.5	25.0%	28.9
22/12/2024 00:00:00	37.5	7	8	40	37.5	25.0%	30.5
22/12/2024 01:00:00	40.0	1	1	40	37.5	100.0%	37.0
22/12/2024 02:00:00	0.0	0	0	0	0.0	0.0%	0.0
22/12/2024 03:00:00	40.0	3	4	45	40.0	50.0%	34.5
22/12/2024 04:00:00	40.0	2	2	40	37.5	50.0%	34.5
22/12/2024 05:00:00	0.0	0	0	0	0.0	0.0%	0.0
22/12/2024 06:00:00	40.0	2	2	40	37.5	100.0%	37.0
22/12/2024 07:00:00	40.0	1	1	40	37.5	100.0%	37.0
22/12/2024 08:00:00	33.8	4	5	35	0.0	0.0%	31.2
22/12/2024 09:00:00	37.5	22	26	45	40.5	19.2%	32.6
22/12/2024 10:00:00	34.7	39	46	45	38.3	13.0%	30.5
22/12/2024 11:00:00	35.0	48	57	45	38.6	15.8%	30.9
22/12/2024 12:00:00	35.0	44	52	45	38.1	15.4%	28.9

Incoming Summary
2025 Jan Ched Rd

from Thu-Nov-28-2024-01-00-PM to Fri-Jan-17-2025-05-59-AM

22/12/2024 13:00:00	38.6	31	36	45	39.0	27.8%	31.7
22/12/2024 14:00:00	37.8	39	46	45	38.8	26.1%	32.7
22/12/2024 15:00:00	36.7	46	54	45	39.5	18.5%	31.2
22/12/2024 16:00:00	36.7	35	41	40	37.5	22.0%	30.9
22/12/2024 17:00:00	34.5	28	33	40	37.5	12.1%	29.3
22/12/2024 18:00:00	33.8	32	38	45	38.8	10.5%	27.1
22/12/2024 19:00:00	35.0	26	30	45	38.8	13.3%	28.6
22/12/2024 20:00:00	39.2	17	20	45	38.8	40.0%	32.5
22/12/2024 21:00:00	35.0	8	9	45	42.5	11.1%	31.2
22/12/2024 22:00:00	37.5	10	12	45	39.2	25.0%	32.7
22/12/2024 23:00:00	40.0	3	3	40	37.5	33.3%	30.7
23/12/2024 00:00:00	40.0	3	3	40	37.5	33.3%	28.7
23/12/2024 01:00:00	30.0	1	1	30	0.0	0.0%	27.0
23/12/2024 02:00:00	0.0	0	0	0	0.0	0.0%	0.0
23/12/2024 03:00:00	0.0	0	0	0	0.0	0.0%	0.0
23/12/2024 04:00:00	0.0	0	0	0	0.0	0.0%	0.0
23/12/2024 05:00:00	40.0	2	2	40	37.5	50.0%	34.5
23/12/2024 06:00:00	35.0	4	5	45	42.5	20.0%	31.2
23/12/2024 07:00:00	37.5	14	17	45	38.5	29.4%	31.6
23/12/2024 08:00:00	35.0	20	24	40	37.5	16.7%	30.0
23/12/2024 09:00:00	35.0	52	61	40	37.5	14.8%	29.6
23/12/2024 10:00:00	34.8	65	76	45	38.5	13.2%	30.3
23/12/2024 11:00:00	34.8	55	65	50	38.6	13.8%	29.0
23/12/2024 12:00:00	34.0	65	76	45	38.5	6.6%	29.1
23/12/2024 13:00:00	34.3	60	70	50	39.2	8.6%	28.8
23/12/2024 14:00:00	34.5	54	63	50	40.0	9.5%	29.1
23/12/2024 15:00:00	37.2	58	68	55	40.0	20.6%	31.2
23/12/2024 16:00:00	34.3	47	55	40	37.5	10.9%	28.0
23/12/2024 17:00:00	34.4	51	60	45	38.9	11.7%	29.3
23/12/2024 18:00:00	34.4	52	61	45	38.3	9.8%	29.3
23/12/2024 19:00:00	35.6	47	55	45	38.1	16.4%	30.0
23/12/2024 20:00:00	35.0	21	25	50	40.0	16.0%	31.1
23/12/2024 21:00:00	36.7	18	21	45	38.8	19.0%	29.7
23/12/2024 22:00:00	33.3	10	12	35	0.0	0.0%	27.6
23/12/2024 23:00:00	37.5	8	9	40	37.5	22.2%	29.9
24/12/2024 00:00:00	40.0	10	12	50	41.3	33.3%	30.9
24/12/2024 01:00:00	37.5	3	4	40	37.5	50.0%	32.0
24/12/2024 02:00:00	0.0	0	0	0	0.0	0.0%	0.0
24/12/2024 03:00:00	35.0	1	1	35	0.0	0.0%	32.0
24/12/2024 04:00:00	25.0	2	2	25	0.0	0.0%	17.0
24/12/2024 05:00:00	35.0	1	1	35	0.0	0.0%	32.0
24/12/2024 06:00:00	45.0	3	3	45	40.0	66.7%	35.3
24/12/2024 07:00:00	33.0	8	10	35	0.0	0.0%	27.8
24/12/2024 08:00:00	40.0	15	18	45	39.6	38.9%	31.9
24/12/2024 09:00:00	35.6	46	54	45	38.1	16.7%	30.1
24/12/2024 10:00:00	35.0	38	45	45	38.2	15.6%	30.0
24/12/2024 11:00:00	33.9	69	81	45	39.2	7.4%	28.0
24/12/2024 12:00:00	37.1	60	71	45	38.8	22.5%	30.8

Incoming Summary
2025 Jan Ched Rd

from Thu-Nov-28-2024-01-00-PM to Fri-Jan-17-2025-05-59-AM

24/12/2024 13:00:00	34.2	43	51	40	37.5	9.8%	29.8
24/12/2024 14:00:00	34.4	49	58	45	38.9	12.1%	29.0
24/12/2024 15:00:00	37.2	59	69	50	40.0	20.3%	31.1
24/12/2024 16:00:00	33.9	38	45	40	37.5	6.7%	29.0
24/12/2024 17:00:00	36.4	38	45	45	38.6	20.0%	30.4
24/12/2024 18:00:00	36.2	25	29	45	38.5	17.2%	29.7
24/12/2024 19:00:00	35.0	28	33	40	37.5	15.2%	29.5
24/12/2024 20:00:00	34.1	23	27	40	37.5	7.4%	27.5
24/12/2024 21:00:00	37.5	16	19	45	38.5	26.3%	31.3
24/12/2024 22:00:00	35.0	6	7	40	37.5	14.3%	30.0
24/12/2024 23:00:00	32.5	4	5	35	0.0	0.0%	28.2
25/12/2024 00:00:00	40.0	8	9	45	40.0	22.2%	32.2
25/12/2024 01:00:00	45.0	2	2	45	42.5	50.0%	37.0
25/12/2024 02:00:00	45.0	1	1	45	42.5	100.0%	42.0
25/12/2024 03:00:00	30.0	1	1	30	0.0	0.0%	27.0
25/12/2024 04:00:00	0.0	0	0	0	0.0	0.0%	0.0
25/12/2024 05:00:00	0.0	0	0	0	0.0	0.0%	0.0
25/12/2024 06:00:00	0.0	0	0	0	0.0	0.0%	0.0
25/12/2024 07:00:00	0.0	0	0	0	0.0	0.0%	0.0
25/12/2024 08:00:00	37.5	3	4	40	37.5	50.0%	33.3
25/12/2024 09:00:00	32.5	13	15	40	37.5	6.7%	26.5
25/12/2024 10:00:00	34.6	16	19	40	37.5	10.5%	30.7
25/12/2024 11:00:00	35.8	33	39	45	38.2	17.9%	30.5
25/12/2024 12:00:00	37.3	43	51	45	38.3	25.5%	31.4
25/12/2024 13:00:00	35.8	34	40	45	38.2	17.5%	29.5
25/12/2024 14:00:00	38.6	35	41	45	39.3	26.8%	31.5
25/12/2024 15:00:00	36.7	24	28	40	37.5	21.4%	29.7
25/12/2024 16:00:00	38.3	12	14	45	38.8	28.6%	32.6
25/12/2024 17:00:00	38.3	13	15	45	38.8	26.7%	31.9
25/12/2024 18:00:00	33.9	22	26	40	37.5	7.7%	28.3
25/12/2024 19:00:00	33.9	15	18	45	42.5	5.6%	30.7
25/12/2024 20:00:00	33.3	14	17	40	37.5	5.9%	28.4
25/12/2024 21:00:00	35.0	16	19	45	39.2	15.8%	28.8
25/12/2024 22:00:00	35.0	12	14	40	37.5	14.3%	29.4
25/12/2024 23:00:00	34.4	15	18	40	37.5	11.1%	28.4
26/12/2024 00:00:00	35.0	6	7	40	37.5	14.3%	30.0
26/12/2024 01:00:00	35.0	1	1	35	0.0	0.0%	32.0
26/12/2024 02:00:00	0.0	0	0	0	0.0	0.0%	0.0
26/12/2024 03:00:00	0.0	0	0	0	0.0	0.0%	0.0
26/12/2024 04:00:00	25.0	1	1	25	0.0	0.0%	22.0
26/12/2024 05:00:00	35.0	1	1	35	0.0	0.0%	32.0
26/12/2024 06:00:00	0.0	0	0	0	0.0	0.0%	0.0
26/12/2024 07:00:00	0.0	0	0	0	0.0	0.0%	0.0
26/12/2024 08:00:00	40.0	3	3	40	37.5	66.7%	35.3
26/12/2024 09:00:00	35.0	8	10	40	37.5	20.0%	32.3
26/12/2024 10:00:00	39.0	25	29	50	40.0	27.6%	30.8
26/12/2024 11:00:00	36.9	27	32	40	37.5	25.0%	30.8
26/12/2024 12:00:00	35.7	50	59	45	39.0	16.9%	29.5

Incoming Summary
2025 Jan Ched Rd

from Thu-Nov-28-2024-01-00-PM to Fri-Jan-17-2025-05-59-AM

26/12/2024 13:00:00	35.6	53	62	45	38.5	16.1%	29.8
26/12/2024 14:00:00	34.7	49	58	45	38.1	13.8%	28.3
26/12/2024 15:00:00	37.1	27	32	45	38.1	25.0%	31.3
26/12/2024 16:00:00	37.9	34	40	45	37.9	32.5%	32.2
26/12/2024 17:00:00	34.4	25	29	40	37.5	10.3%	28.6
26/12/2024 18:00:00	35.0	23	27	50	40.0	14.8%	30.5
26/12/2024 19:00:00	33.5	25	29	40	37.5	3.4%	28.2
26/12/2024 20:00:00	35.0	14	16	40	37.5	12.5%	30.5
26/12/2024 21:00:00	35.0	20	24	45	38.8	16.7%	30.0
26/12/2024 22:00:00	37.5	14	16	40	37.5	25.0%	31.7
26/12/2024 23:00:00	37.5	10	12	45	39.2	25.0%	29.6
27/12/2024 00:00:00	30.0	3	4	35	0.0	0.0%	27.0
27/12/2024 01:00:00	30.0	3	4	40	37.5	25.0%	23.3
27/12/2024 02:00:00	35.0	1	1	35	0.0	0.0%	32.0
27/12/2024 03:00:00	0.0	0	0	0	0.0	0.0%	0.0
27/12/2024 04:00:00	15.0	1	1	15	0.0	0.0%	12.0
27/12/2024 05:00:00	35.0	1	1	35	0.0	0.0%	32.0
27/12/2024 06:00:00	0.0	0	0	0	0.0	0.0%	0.0
27/12/2024 07:00:00	35.0	8	9	40	37.5	11.1%	24.6
27/12/2024 08:00:00	40.0	8	9	50	40.0	44.4%	31.6
27/12/2024 09:00:00	34.6	20	24	50	42.5	12.5%	30.5
27/12/2024 10:00:00	36.5	39	46	40	37.5	21.7%	31.4
27/12/2024 11:00:00	34.8	48	56	50	41.1	12.5%	30.3
27/12/2024 12:00:00	34.3	56	66	45	40.0	9.1%	29.3
27/12/2024 13:00:00	34.6	47	55	45	38.3	10.9%	30.4
27/12/2024 14:00:00	37.0	52	61	45	38.7	21.3%	30.3
27/12/2024 15:00:00	37.1	40	47	40	37.5	25.5%	29.9
27/12/2024 16:00:00	36.0	41	48	45	39.4	16.7%	31.0
27/12/2024 17:00:00	34.6	27	32	40	37.5	12.5%	29.6
27/12/2024 18:00:00	34.2	42	49	40	37.5	10.2%	28.7
27/12/2024 19:00:00	37.0	20	23	40	37.5	21.7%	31.5
27/12/2024 20:00:00	37.5	10	12	45	39.2	25.0%	31.8
27/12/2024 21:00:00	35.0	7	8	40	37.5	12.5%	27.9
27/12/2024 22:00:00	32.5	9	11	40	37.5	9.1%	27.8
27/12/2024 23:00:00	37.5	5	6	40	37.5	33.3%	31.2
28/12/2024 00:00:00	33.8	7	8	35	0.0	0.0%	29.0
28/12/2024 01:00:00	35.0	2	2	35	0.0	0.0%	29.5
28/12/2024 02:00:00	35.0	1	1	35	0.0	0.0%	32.0
28/12/2024 03:00:00	35.0	2	2	35	0.0	0.0%	27.0
28/12/2024 04:00:00	0.0	0	0	0	0.0	0.0%	0.0
28/12/2024 05:00:00	0.0	0	0	0	0.0	0.0%	0.0
28/12/2024 06:00:00	33.3	3	4	35	0.0	0.0%	31.0
28/12/2024 07:00:00	0.0	0	0	0	0.0	0.0%	0.0
28/12/2024 08:00:00	36.7	10	12	40	37.5	25.0%	32.3
28/12/2024 09:00:00	36.7	26	30	45	39.5	16.7%	30.0
28/12/2024 10:00:00	34.5	26	30	45	39.2	10.0%	29.2
28/12/2024 11:00:00	35.7	48	56	50	39.7	16.1%	29.9
28/12/2024 12:00:00	34.3	45	53	40	37.5	11.3%	28.6

Incoming Summary
2025 Jan Ched Rd

from Thu-Nov-28-2024-01-00-PM to Fri-Jan-17-2025-05-59-AM

28/12/2024 13:00:00	36.4	43	51	45	39.0	19.6%	30.7
28/12/2024 14:00:00	35.0	41	48	45	39.6	14.6%	29.6
28/12/2024 15:00:00	35.8	31	37	45	38.2	18.9%	30.5
28/12/2024 16:00:00	33.8	45	53	55	42.5	7.5%	28.5
28/12/2024 17:00:00	36.4	36	42	45	38.1	19.0%	29.4
28/12/2024 18:00:00	36.7	24	28	40	37.5	21.4%	30.2
28/12/2024 19:00:00	37.1	24	28	40	37.5	25.0%	31.7
28/12/2024 20:00:00	34.0	22	26	45	40.0	7.7%	29.1
28/12/2024 21:00:00	35.0	8	9	55	52.5	11.1%	30.0
28/12/2024 22:00:00	35.0	6	7	45	42.5	14.3%	26.4
28/12/2024 23:00:00	30.0	8	10	45	42.5	10.0%	24.8
29/12/2024 00:00:00	33.3	4	5	35	0.0	0.0%	28.2
29/12/2024 01:00:00	35.0	3	4	40	37.5	25.0%	32.0
29/12/2024 02:00:00	40.0	2	2	40	37.5	50.0%	29.5
29/12/2024 03:00:00	0.0	0	0	0	0.0	0.0%	0.0
29/12/2024 04:00:00	0.0	0	0	0	0.0	0.0%	0.0
29/12/2024 05:00:00	40.0	2	2	40	37.5	50.0%	34.5
29/12/2024 06:00:00	35.0	1	1	35	0.0	0.0%	32.0
29/12/2024 07:00:00	40.0	2	2	40	37.5	50.0%	34.5
29/12/2024 08:00:00	30.0	8	10	40	37.5	10.0%	27.2
29/12/2024 09:00:00	35.0	16	19	40	37.5	15.8%	30.0
29/12/2024 10:00:00	36.2	19	22	40	37.5	18.2%	30.2
29/12/2024 11:00:00	37.5	33	39	45	38.0	28.2%	30.9
29/12/2024 12:00:00	34.3	40	47	45	40.5	10.6%	29.3
29/12/2024 13:00:00	37.2	48	57	45	39.0	22.8%	31.6
29/12/2024 14:00:00	35.0	44	52	45	38.1	15.4%	29.7
29/12/2024 15:00:00	33.2	31	37	40	37.5	5.4%	29.2
29/12/2024 16:00:00	34.7	33	39	45	38.5	12.8%	29.0
29/12/2024 17:00:00	36.0	30	35	45	38.3	17.1%	28.1
29/12/2024 18:00:00	34.6	25	29	45	39.2	10.3%	30.9
29/12/2024 19:00:00	35.0	28	33	45	38.5	15.2%	29.5
29/12/2024 20:00:00	36.7	15	18	45	38.8	22.2%	31.7
29/12/2024 21:00:00	31.7	11	13	35	0.0	0.0%	21.2
29/12/2024 22:00:00	34.2	8	10	40	37.5	10.0%	30.7
29/12/2024 23:00:00	35.0	5	6	40	37.5	16.7%	29.7
30/12/2024 00:00:00	32.5	4	5	35	0.0	0.0%	27.0
30/12/2024 01:00:00	40.0	3	3	40	37.5	33.3%	32.0
30/12/2024 02:00:00	40.0	1	1	40	37.5	100.0%	37.0
30/12/2024 03:00:00	0.0	0	0	0	0.0	0.0%	0.0
30/12/2024 04:00:00	0.0	0	0	0	0.0	0.0%	0.0
30/12/2024 05:00:00	0.0	0	0	0	0.0	0.0%	0.0
30/12/2024 06:00:00	35.0	3	4	40	37.5	25.0%	32.0
30/12/2024 07:00:00	38.3	4	5	40	37.5	60.0%	34.2
30/12/2024 08:00:00	38.0	11	13	40	37.5	38.5%	32.6
30/12/2024 09:00:00	40.0	22	26	50	41.1	26.9%	33.1
30/12/2024 10:00:00	37.9	40	47	55	40.7	23.4%	31.4
30/12/2024 11:00:00	35.0	44	52	45	38.8	15.4%	28.6
30/12/2024 12:00:00	33.6	60	70	40	37.5	5.7%	28.3

Incoming Summary
2025 Jan Ched Rd

from Thu-Nov-28-2024-01-00-PM to Fri-Jan-17-2025-05-59-AM

30/12/2024 13:00:00	35.6	54	63	45	38.5	15.9%	29.0
30/12/2024 14:00:00	33.3	53	62	40	37.5	3.2%	27.9
30/12/2024 15:00:00	35.0	47	55	40	37.5	14.5%	28.4
30/12/2024 16:00:00	36.4	39	46	45	38.6	19.6%	29.8
30/12/2024 17:00:00	35.7	37	43	40	37.5	16.3%	29.3
30/12/2024 18:00:00	34.2	28	33	55	42.5	9.1%	29.8
30/12/2024 19:00:00	35.0	29	34	45	38.5	14.7%	31.3
30/12/2024 20:00:00	41.7	13	15	45	41.3	26.7%	33.0
30/12/2024 21:00:00	35.0	18	21	45	39.2	14.3%	29.9
30/12/2024 22:00:00	40.0	8	9	50	42.5	22.2%	33.9
30/12/2024 23:00:00	37.5	8	9	40	37.5	22.2%	31.2
31/12/2024 00:00:00	35.0	4	5	40	37.5	20.0%	30.2
31/12/2024 01:00:00	35.0	3	3	35	0.0	0.0%	25.3
31/12/2024 02:00:00	25.0	1	1	25	0.0	0.0%	22.0
31/12/2024 03:00:00	0.0	0	0	0	0.0	0.0%	0.0
31/12/2024 04:00:00	0.0	0	0	0	0.0	0.0%	0.0
31/12/2024 05:00:00	30.0	1	1	30	0.0	0.0%	27.0
31/12/2024 06:00:00	38.3	4	5	40	37.5	60.0%	34.2
31/12/2024 07:00:00	38.3	4	5	40	37.5	60.0%	34.2
31/12/2024 08:00:00	37.5	14	17	50	39.5	29.4%	32.9
31/12/2024 09:00:00	40.0	29	34	50	40.2	38.2%	33.7
31/12/2024 10:00:00	36.2	31	36	55	40.8	16.7%	30.8
31/12/2024 11:00:00	34.4	40	47	45	38.5	10.6%	28.7
31/12/2024 12:00:00	35.6	54	64	50	38.9	17.2%	30.9
31/12/2024 13:00:00	34.3	49	58	45	38.3	10.3%	28.9
31/12/2024 14:00:00	36.5	43	51	45	38.0	21.6%	31.2
31/12/2024 15:00:00	36.4	40	47	50	39.7	19.1%	30.5
31/12/2024 16:00:00	35.8	37	43	45	38.2	16.3%	29.2
31/12/2024 17:00:00	34.5	42	49	40	37.5	10.2%	28.7
31/12/2024 18:00:00	37.9	34	40	45	39.0	25.0%	31.6
31/12/2024 19:00:00	37.5	32	38	45	38.5	26.3%	31.7
31/12/2024 20:00:00	37.0	17	20	40	37.5	25.0%	30.8
31/12/2024 21:00:00	38.0	13	15	40	37.5	33.3%	32.9
31/12/2024 22:00:00	33.3	12	14	35	0.0	0.0%	29.1
31/12/2024 23:00:00	40.0	6	7	45	40.0	28.6%	32.1
01/01/2025 00:00:00	47.5	6	7	50	43.8	57.1%	38.0
01/01/2025 01:00:00	33.8	8	10	40	37.5	10.0%	30.3
01/01/2025 02:00:00	40.0	5	6	45	39.2	50.0%	34.5
01/01/2025 03:00:00	35.0	2	2	35	0.0	0.0%	32.0
01/01/2025 04:00:00	35.0	2	2	35	0.0	0.0%	32.0
01/01/2025 05:00:00	30.0	2	2	30	0.0	0.0%	19.5
01/01/2025 06:00:00	0.0	0	0	0	0.0	0.0%	0.0
01/01/2025 07:00:00	40.0	3	3	40	37.5	66.7%	35.3
01/01/2025 08:00:00	35.0	3	3	35	0.0	0.0%	32.3
01/01/2025 09:00:00	35.0	10	12	40	37.5	16.7%	30.6
01/01/2025 10:00:00	33.8	5	6	35	0.0	0.0%	29.7
01/01/2025 11:00:00	39.0	19	22	45	38.9	31.8%	31.9
01/01/2025 12:00:00	35.0	35	41	40	37.5	14.6%	31.0

Incoming Summary
2025 Jan Ched Rd

from Thu-Nov-28-2024-01-00-PM to Fri-Jan-17-2025-05-59-AM

01/01/2025 13:00:00	38.8	25	29	45	38.5	34.5%	30.9
01/01/2025 14:00:00	34.4	24	28	40	37.5	10.7%	28.1
01/01/2025 15:00:00	35.0	20	24	40	37.5	16.7%	30.5
01/01/2025 16:00:00	36.2	23	27	45	38.5	18.5%	30.5
01/01/2025 17:00:00	33.5	25	29	40	37.5	3.4%	28.4
01/01/2025 18:00:00	34.5	20	23	45	40.0	8.7%	30.4
01/01/2025 19:00:00	38.0	20	23	45	38.3	26.1%	32.2
01/01/2025 20:00:00	35.0	7	8	45	42.5	12.5%	31.5
01/01/2025 21:00:00	33.0	9	11	35	0.0	0.0%	29.1
01/01/2025 22:00:00	40.0	3	3	40	37.5	33.3%	33.7
01/01/2025 23:00:00	40.0	3	3	40	37.5	33.3%	30.3
02/01/2025 00:00:00	35.0	2	2	35	0.0	0.0%	29.5
02/01/2025 01:00:00	35.0	1	1	35	0.0	0.0%	32.0
02/01/2025 02:00:00	0.0	0	0	0	0.0	0.0%	0.0
02/01/2025 03:00:00	0.0	0	0	0	0.0	0.0%	0.0
02/01/2025 04:00:00	0.0	0	0	0	0.0	0.0%	0.0
02/01/2025 05:00:00	35.0	1	1	35	0.0	0.0%	32.0
02/01/2025 06:00:00	35.0	3	4	45	42.5	25.0%	32.3
02/01/2025 07:00:00	34.3	15	18	40	37.5	11.1%	28.2
02/01/2025 08:00:00	36.7	21	25	50	40.5	20.0%	31.5
02/01/2025 09:00:00	38.7	50	59	45	38.4	39.0%	32.5
02/01/2025 10:00:00	37.5	42	50	45	39.2	24.0%	30.7
02/01/2025 11:00:00	37.5	47	55	45	38.2	25.5%	31.7
02/01/2025 12:00:00	36.1	48	56	45	38.0	17.9%	29.0
02/01/2025 13:00:00	34.5	57	67	40	37.5	11.9%	28.5
02/01/2025 14:00:00	36.1	53	62	45	38.4	17.7%	30.2
02/01/2025 15:00:00	33.6	45	53	45	40.0	3.8%	28.5
02/01/2025 16:00:00	35.5	50	59	40	37.5	16.9%	30.6
02/01/2025 17:00:00	34.5	48	57	40	37.5	12.3%	29.5
02/01/2025 18:00:00	35.0	32	38	45	39.2	15.8%	30.4
02/01/2025 19:00:00	33.8	35	41	40	37.5	7.3%	28.6
02/01/2025 20:00:00	35.0	17	20	40	37.5	15.0%	29.3
02/01/2025 21:00:00	34.3	12	14	40	37.5	7.1%	30.1
02/01/2025 22:00:00	37.5	8	10	45	39.2	30.0%	31.4
02/01/2025 23:00:00	30.0	3	3	30	0.0	0.0%	27.3
03/01/2025 00:00:00	0.0	0	0	0	0.0	0.0%	0.0
03/01/2025 01:00:00	40.0	2	2	40	37.5	50.0%	32.0
03/01/2025 02:00:00	35.0	2	2	35	0.0	0.0%	24.5
03/01/2025 03:00:00	0.0	0	0	0	0.0	0.0%	0.0
03/01/2025 04:00:00	30.0	1	1	30	0.0	0.0%	27.0
03/01/2025 05:00:00	35.0	1	1	35	0.0	0.0%	32.0
03/01/2025 06:00:00	33.3	8	10	40	37.5	10.0%	29.3
03/01/2025 07:00:00	33.3	11	13	40	37.5	7.7%	27.2
03/01/2025 08:00:00	34.2	27	32	45	40.8	9.4%	28.7
03/01/2025 09:00:00	34.5	40	47	40	37.5	10.6%	28.9
03/01/2025 10:00:00	34.8	53	62	40	37.5	12.9%	29.2
03/01/2025 11:00:00	33.8	44	52	40	37.5	3.8%	29.0
03/01/2025 12:00:00	34.0	64	75	40	37.5	6.7%	28.8

Incoming Summary
2025 Jan Ched Rd

from Thu-Nov-28-2024-01-00-PM to Fri-Jan-17-2025-05-59-AM

03/01/2025 13:00:00	36.9	42	50	45	38.9	22.0%	31.3
03/01/2025 14:00:00	37.7	54	64	45	38.7	26.6%	30.4
03/01/2025 15:00:00	38.5	45	53	45	39.2	28.3%	30.8
03/01/2025 16:00:00	34.4	41	48	45	38.8	8.3%	29.8
03/01/2025 17:00:00	34.7	41	48	45	38.3	12.5%	29.3
03/01/2025 18:00:00	34.2	37	43	40	37.5	9.3%	28.7
03/01/2025 19:00:00	36.2	44	52	55	39.5	19.2%	30.4
03/01/2025 20:00:00	33.0	17	20	40	37.5	5.0%	28.6
03/01/2025 21:00:00	32.9	17	20	35	0.0	0.0%	28.4
03/01/2025 22:00:00	42.5	11	13	50	42.5	30.8%	33.4
03/01/2025 23:00:00	37.5	8	9	40	37.5	22.2%	32.2
04/01/2025 00:00:00	33.3	3	4	35	0.0	0.0%	31.0
04/01/2025 01:00:00	32.5	3	4	35	0.0	0.0%	28.3
04/01/2025 02:00:00	40.0	2	2	40	37.5	50.0%	32.0
04/01/2025 03:00:00	0.0	0	0	0	0.0	0.0%	0.0
04/01/2025 04:00:00	15.0	1	1	15	0.0	0.0%	12.0
04/01/2025 05:00:00	30.0	2	2	30	0.0	0.0%	27.5
04/01/2025 06:00:00	35.0	3	4	45	42.5	25.0%	33.3
04/01/2025 07:00:00	30.0	3	3	30	0.0	0.0%	27.3
04/01/2025 08:00:00	37.5	12	14	40	37.5	28.6%	31.7
04/01/2025 09:00:00	37.1	30	35	45	38.1	22.9%	30.8
04/01/2025 10:00:00	35.8	29	34	40	37.5	17.6%	30.2
04/01/2025 11:00:00	35.0	47	55	40	37.5	14.5%	29.1
04/01/2025 12:00:00	34.3	50	59	45	39.2	10.2%	28.3
04/01/2025 13:00:00	34.2	54	63	40	37.5	9.5%	28.7
04/01/2025 14:00:00	35.6	57	67	50	39.3	16.4%	31.5
04/01/2025 15:00:00	36.2	37	43	40	37.5	18.6%	28.8
04/01/2025 16:00:00	34.7	37	43	40	37.5	11.6%	29.4
04/01/2025 17:00:00	34.4	41	48	45	38.3	12.5%	28.0
04/01/2025 18:00:00	35.8	33	39	50	38.9	17.9%	31.0
04/01/2025 19:00:00	33.7	31	36	35	0.0	0.0%	29.1
04/01/2025 20:00:00	36.7	16	19	50	40.0	21.1%	32.6
04/01/2025 21:00:00	32.5	12	14	35	0.0	0.0%	27.9
04/01/2025 22:00:00	30.0	8	9	35	0.0	0.0%	24.4
04/01/2025 23:00:00	30.0	6	7	50	47.5	14.3%	25.0
05/01/2025 00:00:00	25.0	2	2	25	0.0	0.0%	19.5
05/01/2025 01:00:00	30.0	3	4	35	0.0	0.0%	24.5
05/01/2025 02:00:00	0.0	0	0	0	0.0	0.0%	0.0
05/01/2025 03:00:00	0.0	0	0	0	0.0	0.0%	0.0
05/01/2025 04:00:00	0.0	0	0	0	0.0	0.0%	0.0
05/01/2025 05:00:00	30.0	2	2	30	0.0	0.0%	24.5
05/01/2025 06:00:00	30.0	2	2	30	0.0	0.0%	27.0
05/01/2025 07:00:00	25.0	1	1	25	0.0	0.0%	22.0
05/01/2025 08:00:00	33.3	9	11	40	37.5	9.1%	27.8
05/01/2025 09:00:00	33.8	8	9	35	0.0	0.0%	26.7
05/01/2025 10:00:00	33.5	23	27	45	42.5	3.7%	29.0
05/01/2025 11:00:00	37.5	24	28	45	38.2	25.0%	31.8
05/01/2025 12:00:00	37.2	29	34	40	37.5	26.5%	31.6

Incoming Summary
2025 Jan Ched Rd

from Thu-Nov-28-2024-01-00-PM to Fri-Jan-17-2025-05-59-AM

05/01/2025 13:00:00	34.7	40	47	45	39.2	12.8%	29.4
05/01/2025 14:00:00	34.4	32	38	40	37.5	10.5%	29.9
05/01/2025 15:00:00	36.2	29	34	45	39.2	17.6%	31.1
05/01/2025 16:00:00	37.1	28	33	45	38.1	24.2%	30.5
05/01/2025 17:00:00	33.5	31	37	40	37.5	8.1%	28.5
05/01/2025 18:00:00	34.4	20	24	45	39.2	12.5%	30.1
05/01/2025 19:00:00	38.3	15	18	45	39.5	27.8%	32.1
05/01/2025 20:00:00	38.3	12	14	45	38.8	28.6%	31.9
05/01/2025 21:00:00	32.5	4	5	35	0.0	0.0%	26.0
05/01/2025 22:00:00	33.8	9	11	40	37.5	9.1%	29.1
05/01/2025 23:00:00	35.0	2	2	35	0.0	0.0%	32.0
06/01/2025 00:00:00	20.0	1	1	20	0.0	0.0%	17.0
06/01/2025 01:00:00	0.0	0	0	0	0.0	0.0%	0.0
06/01/2025 02:00:00	0.0	0	0	0	0.0	0.0%	0.0
06/01/2025 03:00:00	0.0	0	0	0	0.0	0.0%	0.0
06/01/2025 04:00:00	0.0	0	0	0	0.0	0.0%	0.0
06/01/2025 05:00:00	35.0	1	1	35	0.0	0.0%	32.0
06/01/2025 06:00:00	35.0	2	2	35	0.0	0.0%	32.0
06/01/2025 07:00:00	36.2	19	22	40	37.5	18.2%	31.0
06/01/2025 08:00:00	34.3	46	54	40	37.5	9.3%	30.0
06/01/2025 09:00:00	36.7	42	49	45	38.0	20.4%	31.0
06/01/2025 10:00:00	36.7	47	55	55	40.5	18.2%	30.4
06/01/2025 11:00:00	34.3	38	45	45	39.5	11.1%	29.3
06/01/2025 12:00:00	34.8	49	58	45	38.1	13.8%	29.5
06/01/2025 13:00:00	34.6	26	31	40	37.5	12.9%	29.8
06/01/2025 14:00:00	35.0	46	54	45	39.4	14.8%	29.8
06/01/2025 15:00:00	36.8	53	62	45	38.3	21.0%	30.5
06/01/2025 16:00:00	34.3	54	64	40	37.5	10.9%	29.2
06/01/2025 17:00:00	33.8	70	82	45	39.5	6.1%	28.3
06/01/2025 18:00:00	35.0	41	48	45	38.2	14.6%	30.1
06/01/2025 19:00:00	35.0	39	46	50	40.4	15.2%	29.2
06/01/2025 20:00:00	33.9	24	28	40	37.5	7.1%	28.3
06/01/2025 21:00:00	35.0	14	16	40	37.5	12.5%	31.0
06/01/2025 22:00:00	30.0	4	5	35	0.0	0.0%	24.2
06/01/2025 23:00:00	40.0	2	2	40	37.5	50.0%	34.5
07/01/2025 00:00:00	35.0	2	2	35	0.0	0.0%	32.0
07/01/2025 01:00:00	0.0	0	0	0	0.0	0.0%	0.0
07/01/2025 02:00:00	15.0	1	1	15	0.0	0.0%	12.0
07/01/2025 03:00:00	0.0	0	0	0	0.0	0.0%	0.0
07/01/2025 04:00:00	0.0	0	0	0	0.0	0.0%	0.0
07/01/2025 05:00:00	35.0	3	3	35	0.0	0.0%	32.3
07/01/2025 06:00:00	38.3	6	7	40	37.5	42.9%	31.6
07/01/2025 07:00:00	35.0	15	18	45	39.2	16.7%	30.9
07/01/2025 08:00:00	34.1	56	66	45	39.2	9.1%	28.5
07/01/2025 09:00:00	36.3	86	101	45	37.8	19.8%	30.1
07/01/2025 10:00:00	36.0	61	72	45	38.7	18.1%	30.3
07/01/2025 11:00:00	35.0	48	56	45	38.1	14.3%	28.3
07/01/2025 12:00:00	33.2	41	48	40	37.5	2.1%	27.3

Incoming Summary
2025 Jan Ched Rd

from Thu-Nov-28-2024-01-00-PM to Fri-Jan-17-2025-05-59-AM

07/01/2025 13:00:00	35.0	44	52	50	39.4	15.4%	29.2
07/01/2025 14:00:00	33.0	49	58	45	40.8	5.2%	27.3
07/01/2025 15:00:00	35.8	44	52	45	39.2	17.3%	29.3
07/01/2025 16:00:00	33.9	66	78	45	38.5	6.4%	29.0
07/01/2025 17:00:00	33.7	39	46	40	37.5	4.3%	29.1
07/01/2025 18:00:00	34.5	59	69	50	38.8	11.6%	29.2
07/01/2025 19:00:00	34.6	36	42	45	38.5	11.9%	29.9
07/01/2025 20:00:00	33.5	31	37	40	37.5	5.4%	28.6
07/01/2025 21:00:00	36.7	10	12	40	37.5	25.0%	31.1
07/01/2025 22:00:00	35.0	8	10	45	40.0	20.0%	29.2
07/01/2025 23:00:00	34.3	7	8	35	0.0	0.0%	31.8
08/01/2025 00:00:00	45.0	3	3	45	40.0	66.7%	37.0
08/01/2025 01:00:00	20.0	3	3	20	0.0	0.0%	13.7
08/01/2025 02:00:00	0.0	0	0	0	0.0	0.0%	0.0
08/01/2025 03:00:00	0.0	0	0	0	0.0	0.0%	0.0
08/01/2025 04:00:00	0.0	0	0	0	0.0	0.0%	0.0
08/01/2025 05:00:00	45.0	3	3	45	42.5	33.3%	32.3
08/01/2025 06:00:00	37.5	6	7	40	37.5	28.6%	31.4
08/01/2025 07:00:00	33.8	20	24	40	37.5	4.2%	30.1
08/01/2025 08:00:00	34.5	56	66	50	38.8	12.1%	29.9
08/01/2025 09:00:00	34.4	104	122	45	38.2	11.5%	28.8
08/01/2025 10:00:00	34.7	42	49	45	38.3	12.2%	29.9
08/01/2025 11:00:00	34.5	41	48	45	38.5	10.4%	30.3
08/01/2025 12:00:00	34.8	48	57	50	39.4	14.0%	29.8
08/01/2025 13:00:00	34.4	48	56	40	37.5	10.7%	28.0
08/01/2025 14:00:00	35.0	32	38	45	39.2	15.8%	30.1
08/01/2025 15:00:00	33.8	65	76	45	38.5	6.6%	28.7
08/01/2025 16:00:00	34.2	72	85	45	38.6	10.6%	28.8
08/01/2025 17:00:00	33.6	67	79	40	37.5	7.6%	27.9
08/01/2025 18:00:00	32.8	93	109	50	38.9	6.4%	27.9
08/01/2025 19:00:00	32.7	88	104	40	37.5	4.8%	27.5
08/01/2025 20:00:00	34.7	47	55	45	38.2	12.7%	29.0
08/01/2025 21:00:00	35.0	14	16	50	42.5	12.5%	30.1
08/01/2025 22:00:00	33.6	14	17	45	42.5	5.9%	30.3
08/01/2025 23:00:00	40.0	6	7	50	40.8	42.9%	33.6
09/01/2025 00:00:00	45.0	2	2	45	42.5	50.0%	37.0
09/01/2025 01:00:00	0.0	0	0	0	0.0	0.0%	0.0
09/01/2025 02:00:00	15.0	1	1	15	0.0	0.0%	12.0
09/01/2025 03:00:00	0.0	0	0	0	0.0	0.0%	0.0
09/01/2025 04:00:00	35.0	1	1	35	0.0	0.0%	32.0
09/01/2025 05:00:00	0.0	0	0	0	0.0	0.0%	0.0
09/01/2025 06:00:00	37.5	6	7	40	37.5	28.6%	30.7
09/01/2025 07:00:00	33.3	16	19	40	37.5	10.5%	26.5
09/01/2025 08:00:00	34.7	48	57	40	37.5	14.0%	29.4
09/01/2025 09:00:00	35.6	84	99	40	37.5	17.2%	30.0
09/01/2025 10:00:00	34.1	49	58	45	38.3	10.3%	28.6
09/01/2025 11:00:00	36.7	27	32	45	38.2	21.9%	30.6
09/01/2025 12:00:00	34.2	53	62	45	39.2	9.7%	29.0

Incoming Summary
2025 Jan Ched Rd

from Thu-Nov-28-2024-01-00-PM to Fri-Jan-17-2025-05-59-AM

09/01/2025 13:00:00	36.1	51	60	50	38.9	18.3%	29.8
09/01/2025 14:00:00	35.0	35	41	40	37.5	14.6%	29.8
09/01/2025 15:00:00	34.1	53	62	45	39.5	8.1%	28.9
09/01/2025 16:00:00	35.0	49	58	45	38.6	15.5%	29.7
09/01/2025 17:00:00	34.1	49	58	45	38.3	10.3%	28.5
09/01/2025 18:00:00	33.3	67	79	45	39.2	3.8%	28.5
09/01/2025 19:00:00	33.5	44	52	40	37.5	5.8%	28.9
09/01/2025 20:00:00	35.0	20	24	40	37.5	16.7%	29.7
09/01/2025 21:00:00	35.0	8	10	40	37.5	20.0%	30.7
09/01/2025 22:00:00	35.0	11	13	45	40.0	15.4%	28.4
09/01/2025 23:00:00	35.0	5	6	40	37.5	16.7%	29.8
10/01/2025 00:00:00	42.5	3	4	45	40.8	75.0%	37.3
10/01/2025 01:00:00	35.0	2	2	35	0.0	0.0%	24.5
10/01/2025 02:00:00	35.0	1	1	35	0.0	0.0%	32.0
10/01/2025 03:00:00	0.0	0	0	0	0.0	0.0%	0.0
10/01/2025 04:00:00	0.0	0	0	0	0.0	0.0%	0.0
10/01/2025 05:00:00	35.0	1	1	35	0.0	0.0%	32.0
10/01/2025 06:00:00	37.5	8	10	40	37.5	40.0%	32.7
10/01/2025 07:00:00	33.8	17	20	40	37.5	5.0%	28.9
10/01/2025 08:00:00	33.6	43	51	40	37.5	3.9%	29.2
10/01/2025 09:00:00	34.4	77	91	40	37.5	9.9%	29.6
10/01/2025 10:00:00	36.1	59	69	45	38.8	17.4%	30.2
10/01/2025 11:00:00	35.0	35	41	40	37.5	14.6%	28.6
10/01/2025 12:00:00	35.0	42	49	50	39.6	14.3%	30.5
10/01/2025 13:00:00	34.3	37	43	50	40.0	9.3%	29.6
10/01/2025 14:00:00	35.0	50	59	45	39.2	15.3%	30.3
10/01/2025 15:00:00	33.2	43	51	45	38.8	7.8%	28.1
10/01/2025 16:00:00	35.0	52	61	40	37.5	14.8%	29.9
10/01/2025 17:00:00	33.5	76	89	40	37.5	7.9%	27.6
10/01/2025 18:00:00	33.5	54	63	45	39.2	4.8%	28.8
10/01/2025 19:00:00	33.5	55	65	45	38.3	9.2%	28.0
10/01/2025 20:00:00	34.4	22	26	40	37.5	11.5%	28.5
10/01/2025 21:00:00	30.0	10	12	35	0.0	0.0%	27.7
10/01/2025 22:00:00	34.2	9	11	40	37.5	9.1%	30.4
10/01/2025 23:00:00	37.5	8	9	40	37.5	22.2%	29.3
11/01/2025 00:00:00	40.0	6	7	45	39.2	42.9%	33.6
11/01/2025 01:00:00	30.0	3	3	30	0.0	0.0%	22.0
11/01/2025 02:00:00	0.0	0	0	0	0.0	0.0%	0.0
11/01/2025 03:00:00	40.0	2	2	40	37.5	50.0%	29.5
11/01/2025 04:00:00	0.0	0	0	0	0.0	0.0%	0.0
11/01/2025 05:00:00	0.0	0	0	0	0.0	0.0%	0.0
11/01/2025 06:00:00	30.0	4	5	45	42.5	20.0%	30.2
11/01/2025 07:00:00	35.0	3	3	35	0.0	0.0%	28.7
11/01/2025 08:00:00	34.3	16	19	45	40.0	10.5%	29.9
11/01/2025 09:00:00	34.5	20	23	50	42.5	8.7%	30.4
11/01/2025 10:00:00	36.7	31	37	40	37.5	24.3%	31.6
11/01/2025 11:00:00	35.0	46	54	45	38.1	14.8%	30.8
11/01/2025 12:00:00	34.6	47	55	45	38.3	10.9%	29.2

Incoming Summary
2025 Jan Ched Rd

from Thu-Nov-28-2024-01-00-PM to Fri-Jan-17-2025-05-59-AM

11/01/2025 13:00:00	36.0	56	66	45	38.3	18.2%	30.3
11/01/2025 14:00:00	35.7	42	49	45	38.1	16.3%	30.6
11/01/2025 15:00:00	36.1	44	52	50	38.5	19.2%	31.5
11/01/2025 16:00:00	37.0	36	42	40	37.5	23.8%	30.1
11/01/2025 17:00:00	34.3	40	47	50	40.0	8.5%	30.4
11/01/2025 18:00:00	34.5	31	37	45	38.5	13.5%	29.9
11/01/2025 19:00:00	34.0	27	32	40	37.5	6.3%	29.4
11/01/2025 20:00:00	35.0	18	21	45	39.2	14.3%	29.0
11/01/2025 21:00:00	35.0	11	13	40	37.5	15.4%	29.1
11/01/2025 22:00:00	33.3	6	7	35	0.0	0.0%	28.7
11/01/2025 23:00:00	32.5	14	16	40	37.5	6.3%	27.6
12/01/2025 00:00:00	35.0	3	3	35	0.0	0.0%	25.3
12/01/2025 01:00:00	35.0	2	2	35	0.0	0.0%	22.0
12/01/2025 02:00:00	0.0	0	0	0	0.0	0.0%	0.0
12/01/2025 03:00:00	0.0	0	0	0	0.0	0.0%	0.0
12/01/2025 04:00:00	0.0	0	0	0	0.0	0.0%	0.0
12/01/2025 05:00:00	35.0	1	1	35	0.0	0.0%	32.0
12/01/2025 06:00:00	33.3	3	4	35	0.0	0.0%	30.8
12/01/2025 07:00:00	30.0	2	2	30	0.0	0.0%	27.5
12/01/2025 08:00:00	33.3	6	7	35	0.0	0.0%	28.6
12/01/2025 09:00:00	33.8	13	15	35	0.0	0.0%	29.3
12/01/2025 10:00:00	33.5	29	34	40	37.5	5.9%	28.1
12/01/2025 11:00:00	36.7	54	64	45	40.0	18.8%	30.5
12/01/2025 12:00:00	36.9	43	51	45	38.9	21.6%	31.0
12/01/2025 13:00:00	34.6	47	55	45	38.3	10.9%	30.1
12/01/2025 14:00:00	34.8	47	55	45	38.2	12.7%	30.8
12/01/2025 15:00:00	33.9	36	42	45	39.2	7.1%	27.7
12/01/2025 16:00:00	36.4	45	53	45	39.0	18.9%	30.2
12/01/2025 17:00:00	34.7	29	34	40	37.5	11.8%	30.5
12/01/2025 18:00:00	35.0	21	25	45	38.8	16.0%	30.1
12/01/2025 19:00:00	35.0	25	29	40	37.5	13.8%	30.3
12/01/2025 20:00:00	40.0	8	9	45	40.0	22.2%	31.8
12/01/2025 21:00:00	34.2	9	11	45	42.5	9.1%	30.0
12/01/2025 22:00:00	40.0	8	9	45	40.0	22.2%	31.6
12/01/2025 23:00:00	35.0	3	3	35	0.0	0.0%	30.7
13/01/2025 00:00:00	30.0	7	8	35	0.0	0.0%	26.8
13/01/2025 01:00:00	20.0	1	1	20	0.0	0.0%	17.0
13/01/2025 02:00:00	0.0	0	0	0	0.0	0.0%	0.0
13/01/2025 03:00:00	0.0	0	0	0	0.0	0.0%	0.0
13/01/2025 04:00:00	0.0	0	0	0	0.0	0.0%	0.0
13/01/2025 05:00:00	35.0	3	3	35	0.0	0.0%	27.0
13/01/2025 06:00:00	45.0	2	2	45	42.5	50.0%	37.0
13/01/2025 07:00:00	33.8	20	24	40	37.5	8.3%	29.7
13/01/2025 08:00:00	35.0	56	66	50	38.5	15.2%	30.5
13/01/2025 09:00:00	34.9	84	99	50	38.2	14.1%	29.6
13/01/2025 10:00:00	37.5	40	47	50	40.0	21.3%	31.3
13/01/2025 11:00:00	34.5	42	49	50	39.5	10.2%	30.0
13/01/2025 12:00:00	34.3	59	69	45	38.2	10.1%	28.7

Incoming Summary
2025 Jan Ched Rd

from Thu-Nov-28-2024-01-00-PM to Fri-Jan-17-2025-05-59-AM

13/01/2025 13:00:00	35.6	48	56	45	38.1	16.1%	29.9
13/01/2025 14:00:00	36.2	36	42	45	39.6	16.7%	29.5
13/01/2025 15:00:00	34.3	35	41	40	37.5	7.3%	29.7
13/01/2025 16:00:00	34.8	59	69	50	40.3	13.0%	29.2
13/01/2025 17:00:00	34.4	52	61	45	38.3	9.8%	29.2
13/01/2025 18:00:00	33.8	57	67	50	40.0	6.0%	29.1
13/01/2025 19:00:00	32.5	43	51	40	37.5	3.9%	27.3
13/01/2025 20:00:00	33.9	20	24	40	37.5	8.3%	29.3
13/01/2025 21:00:00	33.9	15	18	40	37.5	5.6%	30.1
13/01/2025 22:00:00	34.2	13	15	45	42.5	6.7%	29.9
13/01/2025 23:00:00	35.0	5	6	40	37.5	16.7%	29.7
14/01/2025 00:00:00	33.3	3	4	35	0.0	0.0%	31.0
14/01/2025 01:00:00	0.0	0	0	0	0.0	0.0%	0.0
14/01/2025 02:00:00	0.0	0	0	0	0.0	0.0%	0.0
14/01/2025 03:00:00	0.0	0	0	0	0.0	0.0%	0.0
14/01/2025 04:00:00	0.0	0	0	0	0.0	0.0%	0.0
14/01/2025 05:00:00	33.3	3	4	35	0.0	0.0%	31.0
14/01/2025 06:00:00	35.0	3	4	40	37.5	25.0%	29.5
14/01/2025 07:00:00	37.0	23	27	45	38.3	22.2%	30.9
14/01/2025 08:00:00	35.6	53	62	55	39.0	16.1%	30.5
14/01/2025 09:00:00	36.8	72	85	45	38.6	21.2%	30.5
14/01/2025 10:00:00	34.7	58	68	45	40.0	11.8%	30.4
14/01/2025 11:00:00	34.1	43	51	45	38.5	9.8%	28.1
14/01/2025 12:00:00	33.4	60	70	40	37.5	5.7%	28.3
14/01/2025 13:00:00	34.4	38	45	45	38.5	11.1%	30.1
14/01/2025 14:00:00	37.5	36	42	45	38.0	26.2%	30.7
14/01/2025 15:00:00	36.1	43	51	45	38.0	19.6%	30.4
14/01/2025 16:00:00	34.2	62	73	50	41.1	9.6%	29.0
14/01/2025 17:00:00	34.7	58	68	45	38.6	13.2%	28.6
14/01/2025 18:00:00	34.1	54	63	40	37.5	9.5%	28.5
14/01/2025 19:00:00	34.3	47	55	40	37.5	10.9%	28.1
14/01/2025 20:00:00	36.4	31	37	45	38.1	21.6%	28.9
14/01/2025 21:00:00	34.0	12	14	40	37.5	7.1%	29.4
14/01/2025 22:00:00	35.0	9	11	40	37.5	18.2%	27.5
14/01/2025 23:00:00	45.0	7	8	50	42.5	37.5%	33.3
15/01/2025 00:00:00	40.0	3	3	40	37.5	33.3%	30.7
15/01/2025 01:00:00	45.0	2	2	45	42.5	50.0%	29.5
15/01/2025 02:00:00	35.0	1	1	35	0.0	0.0%	32.0
15/01/2025 03:00:00	0.0	0	0	0	0.0	0.0%	0.0
15/01/2025 04:00:00	20.0	1	1	20	0.0	0.0%	17.0
15/01/2025 05:00:00	40.0	2	2	40	37.5	50.0%	32.0
15/01/2025 06:00:00	35.0	4	5	40	37.5	20.0%	31.0
15/01/2025 07:00:00	30.0	29	34	40	37.5	2.9%	21.4
15/01/2025 08:00:00	34.6	60	70	50	40.0	11.4%	28.3
15/01/2025 09:00:00	37.7	74	87	45	38.1	28.7%	31.3
15/01/2025 10:00:00	35.9	54	63	40	37.5	17.5%	30.0
15/01/2025 11:00:00	34.3	45	53	50	40.0	11.3%	27.2
15/01/2025 12:00:00	33.8	42	50	40	37.5	10.0%	27.8

Incoming Summary
2025 Jan Ched Rd

from Thu-Nov-28-2024-01-00-PM to Fri-Jan-17-2025-05-59-AM

15/01/2025 13:00:00	35.0	54	64	45	38.0	15.6%	28.7
15/01/2025 14:00:00	36.7	35	41	50	39.4	19.5%	30.3
15/01/2025 15:00:00	34.0	55	65	40	37.5	9.2%	28.9
15/01/2025 16:00:00	34.1	53	62	45	40.0	6.5%	29.4
15/01/2025 17:00:00	34.4	54	63	50	40.8	9.5%	29.9
15/01/2025 18:00:00	32.5	65	76	45	40.0	5.3%	27.4
15/01/2025 19:00:00	33.3	52	61	40	37.5	3.3%	27.7
15/01/2025 20:00:00	37.0	26	30	45	38.3	20.0%	29.9
15/01/2025 21:00:00	33.6	20	24	45	40.0	8.3%	28.8
15/01/2025 22:00:00	33.8	5	6	35	0.0	0.0%	29.7
15/01/2025 23:00:00	33.8	8	10	40	37.5	10.0%	29.7
16/01/2025 00:00:00	30.0	1	1	30	0.0	0.0%	27.0
16/01/2025 01:00:00	35.0	1	1	35	0.0	0.0%	32.0
16/01/2025 02:00:00	0.0	0	0	0	0.0	0.0%	0.0
16/01/2025 03:00:00	35.0	1	1	35	0.0	0.0%	32.0
16/01/2025 04:00:00	15.0	1	1	15	0.0	0.0%	12.0
16/01/2025 05:00:00	35.0	1	1	35	0.0	0.0%	32.0
16/01/2025 06:00:00	35.0	3	4	45	42.5	25.0%	33.3
16/01/2025 07:00:00	36.7	19	22	45	38.8	18.2%	30.7
16/01/2025 08:00:00	36.9	54	64	50	38.5	23.4%	31.1
16/01/2025 09:00:00	35.4	82	97	50	38.4	16.5%	30.0
16/01/2025 10:00:00	34.4	48	56	45	39.2	10.7%	28.9
16/01/2025 11:00:00	33.6	51	60	40	37.5	5.0%	29.0
16/01/2025 12:00:00	36.2	47	55	45	38.5	18.2%	30.0
16/01/2025 13:00:00	33.4	50	59	40	37.5	5.1%	28.1
16/01/2025 14:00:00	33.9	53	62	45	40.5	8.1%	28.8
16/01/2025 15:00:00	35.0	51	60	45	38.6	15.0%	29.9
16/01/2025 16:00:00	35.5	60	70	45	38.0	15.7%	29.5
16/01/2025 17:00:00	33.9	65	76	45	39.5	6.6%	29.1
16/01/2025 18:00:00	34.5	54	63	50	38.9	11.1%	29.5
16/01/2025 19:00:00	33.4	49	58	50	40.0	6.9%	28.4
16/01/2025 20:00:00	35.0	20	24	45	38.8	16.7%	30.6
16/01/2025 21:00:00	34.3	13	15	40	37.5	6.7%	30.3
16/01/2025 22:00:00	40.0	8	10	45	39.2	60.0%	34.6
16/01/2025 23:00:00	33.0	11	13	35	0.0	0.0%	28.1
17/01/2025 00:00:00	40.0	3	3	40	37.5	33.3%	33.7
17/01/2025 01:00:00	20.0	2	2	20	0.0	0.0%	17.0
17/01/2025 02:00:00	0.0	0	0	0	0.0	0.0%	0.0
17/01/2025 03:00:00	0.0	0	0	0	0.0	0.0%	0.0
17/01/2025 04:00:00	0.0	0	0	0	0.0	0.0%	0.0
17/01/2025 05:00:00	0.0	0	0	0	0.0	0.0%	0.0
17/01/2025 06:00:00	45.0	2	2	45	42.5	50.0%	37.0

Day/Time Ending	85th pctl (MPH)	85th pctl cnts	Total Cnts	Max Speed	Avg Speeder	% Speeders	Avg Speed
29/11/2024 00:00:00	34.1	354	416	50	38.4	9.1%	29.0
30/11/2024 00:00:00	34.6	744	875	55	38.7	11.7%	29.7
01/12/2024 00:00:00	35.0	568	668	50	38.6	15.0%	29.8
02/12/2024 00:00:00	35.2	490	576	55	38.8	15.5%	29.6
03/12/2024 00:00:00	34.7	702	826	50	38.7	13.0%	29.8
04/12/2024 00:00:00	34.7	735	865	55	38.9	12.7%	29.5
05/12/2024 00:00:00	34.6	768	904	55	38.8	12.8%	29.1
06/12/2024 00:00:00	34.2	682	802	45	38.6	9.5%	28.9
07/12/2024 00:00:00	34.8	745	876	50	38.8	13.1%	29.5
08/12/2024 00:00:00	34.5	564	663	50	38.3	11.6%	29.5
09/12/2024 00:00:00	34.9	423	498	50	38.3	14.7%	29.8
10/12/2024 00:00:00	34.6	680	800	60	39.1	12.0%	29.5
11/12/2024 00:00:00	34.7	796	936	50	38.4	12.7%	29.2
12/12/2024 00:00:00	34.5	797	938	50	38.6	11.7%	28.8
13/12/2024 00:00:00	34.7	829	975	50	38.8	12.7%	29.3
14/12/2024 00:00:00	34.4	752	885	50	38.3	11.1%	29.3
15/12/2024 00:00:00	34.8	637	749	50	38.6	13.2%	29.5
16/12/2024 00:00:00	35.7	495	582	50	38.7	16.8%	29.7
17/12/2024 00:00:00	35.4	724	852	55	39.0	16.0%	30.0
18/12/2024 00:00:00	34.6	841	989	55	38.6	12.5%	29.3
19/12/2024 00:00:00	34.3	831	978	50	38.6	10.4%	29.0
20/12/2024 00:00:00	35.0	872	1026	50	38.5	14.8%	29.8
21/12/2024 00:00:00	34.8	826	972	50	38.7	14.0%	29.4
22/12/2024 00:00:00	34.7	585	688	50	38.7	13.2%	29.5
23/12/2024 00:00:00	36.5	443	521	45	38.7	19.6%	30.7
24/12/2024 00:00:00	34.8	712	838	55	38.8	13.4%	29.6
25/12/2024 00:00:00	35.2	584	687	50	38.7	15.6%	29.8
26/12/2024 00:00:00	36.1	331	389	45	38.5	18.3%	30.2
27/12/2024 00:00:00	36.1	412	485	50	38.4	18.6%	30.0
28/12/2024 00:00:00	35.3	490	577	50	38.6	15.9%	30.0
29/12/2024 00:00:00	35.0	454	534	55	39.1	15.0%	29.6
30/12/2024 00:00:00	35.3	410	482	45	38.4	15.8%	29.7
31/12/2024 00:00:00	35.3	524	616	55	38.9	15.7%	29.7
01/01/2025 00:00:00	36.6	512	602	55	39.0	19.9%	30.7
02/01/2025 00:00:00	35.8	271	319	45	38.3	17.2%	30.5
03/01/2025 00:00:00	35.8	589	693	50	38.4	17.5%	30.0
04/01/2025 00:00:00	34.9	613	721	55	38.7	13.9%	29.6
05/01/2025 00:00:00	34.8	513	603	50	38.4	13.6%	29.4
06/01/2025 00:00:00	35.1	325	382	45	38.4	15.2%	29.9
07/01/2025 00:00:00	34.8	617	726	55	38.6	13.5%	29.7
08/01/2025 00:00:00	34.6	713	839	50	38.6	12.3%	29.2
09/01/2025 00:00:00	34.2	870	1023	50	38.7	10.1%	28.9
10/01/2025 00:00:00	34.7	683	803	50	38.3	12.8%	29.3
11/01/2025 00:00:00	34.4	706	831	50	38.3	11.1%	29.2
12/01/2025 00:00:00	35.0	498	586	50	38.4	14.7%	30.1
13/01/2025 00:00:00	34.8	436	513	45	38.9	13.3%	30.0
14/01/2025 00:00:00	34.5	692	814	50	38.9	11.5%	29.5

Incoming Summary
2025 Jan Ched Rd

from Thu-Nov-28-2024-01-00-PM to Fri-Jan-17-2025-05-59-AM

15/01/2025 00:00:00	34.9	715	841	55	38.6	14.4%	29.5
16/01/2025 00:00:00	34.6	740	871	50	38.7	12.4%	28.7
17/01/2025 00:00:00	34.7	744	875	50	38.7	12.7%	29.5
17/01/2025 05:59:59	35.0	3	4	45	42.5	25.0%	27.0

Incoming Weekly Counts
2025 Jan Ched Rd

from Thu-Nov-28-2024-01-00-PM to Fri-Jan-17-2025-05-59-AM

	25/11/2024	to	01/12/2024							
	Monday	Tuesday	Wednesday	Thursday	Friday	Saturday	Sunday	Week	Weekend	Week Day 85%
Hour	25/11/2024	26/11/2024	27/11/2024	28/11/2024	29/11/2024	30/11/2024	01/12/2024	Day Avg	Avg	Avg Speed
0 - 1	*	*	*	*	3	5	5	3	5	35
1 - 2	*	*	*	*	0	2	2	0	2	0
2 - 3	*	*	*	*	2	1	2	2	1.5	25
3 - 4	*	*	*	*	1	0	2	1	1	40
4 - 5	*	*	*	*	2	3	0	2	1.5	35
5 - 6	*	*	*	*	8	3	5	8	4	37.5
6 - 7	*	*	*	*	13	8	5	13	6.5	34
7 - 8	*	*	*	*	47	21	9	47	15	34.6
8 - 9	*	*	*	*	89	40	32	89	36	36.5
9 - 10	*	*	*	*	84	58	43	84	50.5	34
10 - 11	*	*	*	*	57	48	42	57	45	34.5
11 - 12	*	*	*	*	57	50	65	57	57.5	34.2
12 - 13	*	*	*	*	47	72	50	47	61	34.8
13 - 14	*	*	*	3	52	53	58	27.5	55.5	32.4
14 - 15	*	*	*	62	64	57	58	63	57.5	34.4
15 - 16	*	*	*	86	65	60	60	75.5	60	35.55
16 - 17	*	*	*	56	69	38	36	62.5	37	34
17 - 18	*	*	*	68	76	36	37	72	36.5	33.65
18 - 19	*	*	*	59	69	23	29	64	26	33.35
19 - 20	*	*	*	36	34	43	7	35	25	36.2
20 - 21	*	*	*	20	12	17	14	16	15.5	33.95
21 - 22	*	*	*	13	9	7	11	11	9	34.6
22 - 23	*	*	*	7	10	12	2	8.5	7	33.15
23 - 24	*	*	*	6	5	11	2	5.5	6.5	37.5
Totals	0	0	0	416	875	668	576			
% of Total	0%	0%	0%	16.41%	34.52%	26.35%	22.72%			

Incoming Weekly Counts
2025 Jan Ched Rd

from Thu-Nov-28-2024-01-00-PM to Fri-Jan-17-2025-05-59-AM

	02/12/2024	to	08/12/2024							
	Monday	Tuesday	Wednesday	Thursday	Friday	Saturday	Sunday	Week	Weekend	Week Day 85%
Hour	02/12/2024	03/12/2024	04/12/2024	05/12/2024	06/12/2024	07/12/2024	08/12/2024	Day Avg	Avg	Avg Speed
0 - 1	1	0	2	0	5	9	7	1.6	8	29.17
1 - 2	2	0	0	0	2	3	2	0.8	2.5	27.5
2 - 3	0	3	0	0	0	1	2	0.6	1.5	30
3 - 4	1	1	1	1	2	2	0	1.2	1	29
4 - 5	0	1	0	0	2	2	1	0.6	1.5	35
5 - 6	6	4	4	9	8	4	2	6.2	3	38.16
6 - 7	18	17	19	23	18	3	3	19	3	35.98
7 - 8	58	61	67	67	52	23	10	61	16.5	35.04
8 - 9	96	108	93	88	81	28	24	93.2	26	36.92
9 - 10	61	52	64	57	75	36	27	61.8	31.5	34.5
10 - 11	45	50	52	44	58	51	55	49.8	53	35.52
11 - 12	65	49	56	59	52	57	47	56.2	52	34.4
12 - 13	47	43	56	72	60	47	51	55.6	49	35.18
13 - 14	51	51	61	38	53	40	52	50.8	46	35.06
14 - 15	65	63	54	50	64	46	49	59.2	47.5	34
15 - 16	76	84	64	61	77	47	41	72.4	44	33.94
16 - 17	57	72	68	58	64	51	39	63.8	45	33.9
17 - 18	56	72	87	53	63	53	23	66.2	38	33.6
18 - 19	52	47	62	40	55	50	20	51.2	35	33.7
19 - 20	28	37	39	32	24	37	17	32	27	34.18
20 - 21	21	24	31	31	29	14	12	27.2	13	34.04
21 - 22	16	13	9	9	11	21	5	11.6	13	34.16
22 - 23	2	12	10	9	13	21	7	9.2	14	35.34
23 - 24	2	1	5	1	8	17	2	3.4	9.5	34
Totals	826	865	904	802	876	663	498			
% of Total	15.2%	15.92%	16.64%	14.76%	16.12%	12.2%	9.16%			

Incoming Weekly Counts
2025 Jan Ched Rd

from Thu-Nov-28-2024-01-00-PM to Fri-Jan-17-2025-05-59-AM

	09/12/2024	to	15/12/2024							
	Monday	Tuesday	Wednesday	Thursday	Friday	Saturday	Sunday	Week	Weekend	Week Day 85%
Hour	09/12/2024	10/12/2024	11/12/2024	12/12/2024	13/12/2024	14/12/2024	15/12/2024	Day Avg	Avg	Avg Speed
0 - 1	1	1	2	0	4	7	8	1.6	7.5	30
1 - 2	0	2	0	0	1	1	4	0.6	2.5	37.5
2 - 3	0	0	1	0	2	0	6	0.6	3	25
3 - 4	0	0	1	0	2	2	0	0.6	1	35
4 - 5	1	1	0	2	0	0	3	0.8	1.5	31.67
5 - 6	4	3	5	3	8	5	1	4.6	3	39.5
6 - 7	17	23	28	21	24	6	2	22.6	4	35.62
7 - 8	58	66	76	58	52	20	11	62	15.5	34.66
8 - 9	89	94	82	108	85	47	26	91.6	36.5	35.96
9 - 10	54	67	59	62	67	73	45	61.8	59	34.68
10 - 11	55	51	57	71	52	59	57	57.2	58	35.14
11 - 12	54	69	54	72	67	66	77	63.2	71.5	34.02
12 - 13	48	52	56	67	56	61	54	55.8	57.5	34.1
13 - 14	49	63	51	66	64	70	68	58.6	69	34.8
14 - 15	55	47	60	59	49	69	38	54	53.5	34.94
15 - 16	62	85	81	70	76	64	33	74.8	48.5	34.32
16 - 17	67	79	82	62	69	45	42	71.8	43.5	34.16
17 - 18	72	79	83	81	70	42	32	77	37	33.84
18 - 19	43	59	82	67	57	34	34	61.6	34	34.6
19 - 20	28	30	28	41	32	40	14	31.8	27	35.28
20 - 21	13	23	26	18	24	12	4	20.8	8	34.7
21 - 22	13	23	10	11	7	11	11	12.8	11	33.92
22 - 23	15	15	13	30	9	8	9	16.4	8.5	34.28
23 - 24	2	4	1	6	8	7	3	4.2	5	34.16
Totals	800	936	938	975	885	749	582			
% of Total	13.64%	15.96%	15.99%	16.62%	15.09%	12.77%	9.92%			

Incoming Weekly Counts
2025 Jan Ched Rd

from Thu-Nov-28-2024-01-00-PM to Fri-Jan-17-2025-05-59-AM

	16/12/2024	to	22/12/2024							
	Monday	Tuesday	Wednesday	Thursday	Friday	Saturday	Sunday	Week	Weekend	Week Day 85%
Hour	16/12/2024	17/12/2024	18/12/2024	19/12/2024	20/12/2024	21/12/2024	22/12/2024	Day Avg	Avg	Avg Speed
0 - 1	2	2	2	0	5	11	1	2.2	6	26.25
1 - 2	1	0	0	0	0	4	0	0.2	2	25
2 - 3	0	1	0	0	0	3	4	0.2	3.5	30
3 - 4	1	1	1	1	0	0	2	0.8	1	27.5
4 - 5	2	1	1	0	1	3	0	1	1.5	32.5
5 - 6	6	6	13	11	5	3	2	8.2	2.5	38.76
6 - 7	19	28	21	25	23	8	1	23.2	4.5	35.64
7 - 8	48	68	65	73	43	14	5	59.4	9.5	34.64
8 - 9	91	92	107	119	99	49	26	101.6	37.5	35.6
9 - 10	64	85	70	78	75	48	46	74.4	47	34.2
10 - 11	49	67	66	82	73	60	57	67.4	58.5	34.96
11 - 12	67	63	58	59	59	54	52	61.2	53	34.54
12 - 13	71	58	66	58	70	53	36	64.6	44.5	34.02
13 - 14	48	74	59	65	77	52	46	64.6	49	36.08
14 - 15	58	68	70	62	66	52	54	64.8	53	34.92
15 - 16	90	73	69	85	90	48	41	81.4	44.5	35.34
16 - 17	57	56	86	71	62	66	33	66.4	49.5	34.46
17 - 18	51	85	79	91	68	49	38	74.8	43.5	34.56
18 - 19	58	62	47	57	69	28	30	58.6	29	35.36
19 - 20	37	42	39	29	34	35	20	36.2	27.5	36.42
20 - 21	14	20	17	17	24	14	9	18.4	11.5	33.92
21 - 22	12	19	14	23	4	14	12	14.4	13	37.78
22 - 23	4	15	18	16	14	12	3	13.4	7.5	35.56
23 - 24	2	3	10	4	11	8	3	6	5.5	38.46
Totals	852	989	978	1026	972	688	521			
% of Total	14.14%	16.41%	16.23%	17.03%	16.13%	11.42%	8.65%			

Incoming Weekly Counts
2025 Jan Ched Rd

from Thu-Nov-28-2024-01-00-PM to Fri-Jan-17-2025-05-59-AM

	23/12/2024	to	29/12/2024							
	Monday	Tuesday	Wednesday	Thursday	Friday	Saturday	Sunday	Week	Weekend	Week Day 85%
Hour	23/12/2024	24/12/2024	25/12/2024	26/12/2024	27/12/2024	28/12/2024	29/12/2024	Day Avg	Avg	Avg Speed
0 - 1	1	4	2	1	4	2	4	2.4	3	35.5
1 - 2	0	0	1	0	1	1	2	0.4	1.5	40
2 - 3	0	1	1	0	0	2	0	0.4	1	32.5
3 - 4	0	2	0	1	1	0	0	0.8	0	21.67
4 - 5	2	1	0	1	1	0	2	1	1	36.25
5 - 6	5	3	0	0	0	4	1	1.6	2.5	40
6 - 7	17	10	0	0	9	0	2	7.2	1	35.17
7 - 8	24	18	4	3	9	12	10	11.6	11	38.5
8 - 9	61	54	15	10	24	30	19	32.8	24.5	34.54
9 - 10	76	45	19	29	46	30	22	43	26	35.98
10 - 11	65	81	39	32	56	56	39	54.6	47.5	35.24
11 - 12	76	71	51	59	66	53	47	64.6	50	35.68
12 - 13	70	51	40	62	55	51	57	55.6	54	34.9
13 - 14	63	58	41	58	61	48	52	56.2	50	35.84
14 - 15	68	69	28	32	47	37	37	48.8	37	37.06
15 - 16	55	45	14	40	48	53	39	40.4	46	36.08
16 - 17	60	45	15	29	32	42	35	36.2	38.5	35.62
17 - 18	61	29	26	27	49	28	29	38.4	28.5	34.74
18 - 19	55	33	18	29	23	28	33	31.6	30.5	35
19 - 20	25	27	17	16	12	26	18	19.4	22	34.98
20 - 21	21	19	19	24	8	9	13	18.2	11	35.84
21 - 22	12	7	14	16	11	7	10	12	8.5	34.66
22 - 23	9	5	18	12	6	10	6	10	8	35.88
23 - 24	12	9	7	4	8	5	5	8	5	35.76
Totals	838	687	389	485	577	534	482			
% of Total	20.99%	17.21%	9.74%	12.15%	14.45%	13.38%	12.07%			

Incoming Weekly Counts
2025 Jan Ched Rd

from Thu-Nov-28-2024-01-00-PM to Fri-Jan-17-2025-05-59-AM

	30/12/2024	to	05/01/2025							
	Monday	Tuesday	Wednesday	Thursday	Friday	Saturday	Sunday	Week	Weekend	Week Day 85%
Hour	30/12/2024	31/12/2024	01/01/2025	02/01/2025	03/01/2025	04/01/2025	05/01/2025	Day Avg	Avg	Avg Speed
0 - 1	3	3	10	1	2	4	4	3.8	4	36.76
1 - 2	1	1	6	0	2	2	0	2	1	35
2 - 3	0	0	2	0	0	0	0	0.4	0	35
3 - 4	0	0	2	0	1	1	0	0.6	0.5	32.5
4 - 5	0	1	2	1	1	2	2	1	2	32.5
5 - 6	4	5	0	4	10	4	2	4.6	3	35.4
6 - 7	5	5	3	18	13	3	1	8.8	2	36.84
7 - 8	13	17	3	25	32	14	11	18	12.5	36.28
8 - 9	26	34	12	59	47	35	9	35.6	22	37.64
9 - 10	47	36	6	50	62	34	27	40.2	30.5	36.04
10 - 11	52	47	22	55	52	55	28	45.6	41.5	35.94
11 - 12	70	64	41	56	75	59	34	61.2	46.5	34.86
12 - 13	63	58	29	67	50	63	47	53.4	55	36.02
13 - 14	62	51	28	62	64	67	38	53.4	52.5	35.6
14 - 15	55	47	24	53	53	43	34	46.4	38.5	35.7
15 - 16	46	43	27	59	48	43	33	44.6	38	35.66
16 - 17	43	49	29	57	48	48	37	45.2	42.5	34.58
17 - 18	33	40	23	38	43	39	24	35.4	31.5	35.16
18 - 19	34	38	23	41	52	36	18	37.6	27	36.1
19 - 20	15	20	8	20	20	19	14	16.6	16.5	36.34
20 - 21	21	15	11	14	20	14	5	16.2	9.5	34.64
21 - 22	9	14	3	10	13	9	11	9.8	10	38.66
22 - 23	9	7	3	3	9	7	2	6.2	4.5	37
23 - 24	5	7	2	0	4	2	1	3.6	1.5	37.7
Totals	616	602	319	693	721	603	382			
% of Total	15.65%	15.29%	8.1%	17.61%	18.32%	15.32%	9.71%			

Incoming Weekly Counts
2025 Jan Ched Rd

from Thu-Nov-28-2024-01-00-PM to Fri-Jan-17-2025-05-59-AM

	06/01/2025	to	12/01/2025							
	Monday	Tuesday	Wednesday	Thursday	Friday	Saturday	Sunday	Week	Weekend	Week Day 85%
Hour	06/01/2025	07/01/2025	08/01/2025	09/01/2025	10/01/2025	11/01/2025	12/01/2025	Day Avg	Avg	Avg Speed
0 - 1	0	0	3	0	2	3	2	1	2.5	27.5
1 - 2	0	1	0	1	1	0	0	0.6	0	21.67
2 - 3	0	0	0	0	0	2	0	0	1	0
3 - 4	0	0	0	1	0	0	0	0.2	0	35
4 - 5	1	3	3	0	1	0	1	1.6	0.5	37.5
5 - 6	2	7	7	7	10	5	4	6.6	4.5	37.16
6 - 7	22	18	24	19	20	3	2	20.6	2.5	34.42
7 - 8	54	66	66	57	51	19	7	58.8	13	34.24
8 - 9	49	101	122	99	91	23	15	92.4	19	35.48
9 - 10	55	72	49	58	69	37	34	60.6	35.5	35.52
10 - 11	45	56	48	32	41	54	64	44.4	59	35.1
11 - 12	58	48	57	62	49	55	51	54.8	53	34.4
12 - 13	31	52	56	60	43	66	55	48.4	60.5	34.88
13 - 14	54	58	38	41	59	49	55	50	52	34.6
14 - 15	62	52	76	62	51	52	42	60.6	47	34.74
15 - 16	64	78	85	58	61	42	53	69.2	47.5	34.48
16 - 17	82	46	79	58	89	47	34	70.8	40.5	33.74
17 - 18	48	69	109	79	63	37	25	73.6	31	33.82
18 - 19	46	42	104	52	65	32	29	61.8	30.5	33.86
19 - 20	28	37	55	24	26	21	9	34	15	34.3
20 - 21	16	12	16	10	12	13	11	13.2	12	34.34
21 - 22	5	10	17	13	11	7	9	11.2	8	33.56
22 - 23	2	8	7	6	9	16	3	6.4	9.5	37.36
23 - 24	2	3	2	4	7	3	8	3.6	5.5	41.5
Totals	726	839	1023	803	831	586	513			
% of Total	13.64%	15.77%	19.23%	15.09%	15.62%	11.01%	9.64%			

Incoming Weekly Counts
2025 Jan Ched Rd

from Thu-Nov-28-2024-01-00-PM to Fri-Jan-17-2025-05-59-AM

	13/01/2025	to	19/01/2025							
	Monday	Tuesday	Wednesday	Thursday	Friday	Saturday	Sunday	Week	Weekend	Week Day 85%
Hour	13/01/2025	14/01/2025	15/01/2025	16/01/2025	17/01/2025	18/01/2025	19/01/2025	Day Avg	Avg	Avg Speed
0 - 1	1	0	2	1	2	*	*	1.2	0	30
1 - 2	0	0	1	0	0	*	*	0.2	0	35
2 - 3	0	0	0	1	0	*	*	0.2	0	35
3 - 4	0	0	1	1	0	*	*	0.4	0	17.5
4 - 5	3	4	2	1	0	*	*	2	0	35.83
5 - 6	2	4	5	4	2	*	*	3.4	0	39
6 - 7	24	27	34	22	*	*	*	26.75	0	34.38
7 - 8	66	62	70	64	*	*	*	65.5	0	35.52
8 - 9	99	85	87	97	*	*	*	92	0	36.2
9 - 10	47	68	63	56	*	*	*	58.5	0	35.62
10 - 11	49	51	53	60	*	*	*	53.25	0	34.12
11 - 12	69	70	50	55	*	*	*	61	0	34.42
12 - 13	56	45	64	59	*	*	*	56	0	34.6
13 - 14	42	42	41	62	*	*	*	46.75	0	36.08
14 - 15	41	51	65	60	*	*	*	54.25	0	34.85
15 - 16	69	73	62	70	*	*	*	68.5	0	34.65
16 - 17	61	68	63	76	*	*	*	67	0	34.35
17 - 18	67	63	76	63	*	*	*	67.25	0	33.72
18 - 19	51	55	61	58	*	*	*	56.25	0	33.38
19 - 20	24	37	30	24	*	*	*	28.75	0	35.58
20 - 21	18	14	24	15	*	*	*	17.75	0	33.95
21 - 22	15	11	6	10	*	*	*	10.5	0	35.75
22 - 23	6	8	10	13	*	*	*	9.25	0	36.7
23 - 24	4	3	1	3	*	*	*	2.75	0	35.83
Totals	814	841	871	875	4	0	0			
% of Total	23.91%	24.7%	25.58%	25.7%	0.12%	0%	0%			

Incoming Monthly Counts
2025 Jan Ched Rd

from Thu-Nov-28-2024-01-00-PM to Fri-Jan-17-2025-05-59-AM

	Nov 2024							Week	Weekend	Week Day 85%
Hour	Monday	Tuesday	Wednesday	Thursday	Friday	Saturday	Sunday	Day Avg	Avg	Avg Speed
0 - 1	*	*	*	*	3	5	*	3	5	35
1 - 2	*	*	*	*	0	2	*	0	2	0
2 - 3	*	*	*	*	2	1	*	2	1	25
3 - 4	*	*	*	*	1	0	*	1	0	40
4 - 5	*	*	*	*	2	3	*	2	3	35
5 - 6	*	*	*	*	8	3	*	8	3	37.5
6 - 7	*	*	*	*	13	8	*	13	8	34
7 - 8	*	*	*	*	47	21	*	47	21	34.6
8 - 9	*	*	*	*	89	40	*	89	40	36.5
9 - 10	*	*	*	*	84	58	*	84	58	34
10 - 11	*	*	*	*	57	48	*	57	48	34.5
11 - 12	*	*	*	*	57	50	*	57	50	34.2
12 - 13	*	*	*	*	47	72	*	47	72	34.8
13 - 14	*	*	*	3	52	53	*	27.5	53	32.4
14 - 15	*	*	*	62	64	57	*	63	57	34.4
15 - 16	*	*	*	86	65	60	*	75.5	60	35.55
16 - 17	*	*	*	56	69	38	*	62.5	38	34
17 - 18	*	*	*	68	76	36	*	72	36	33.65
18 - 19	*	*	*	59	69	23	*	64	23	33.35
19 - 20	*	*	*	36	34	43	*	35	43	36.2
20 - 21	*	*	*	20	12	17	*	16	17	33.95
21 - 22	*	*	*	13	9	7	*	11	7	34.6
22 - 23	*	*	*	7	10	12	*	8.5	12	33.15
23 - 24	*	*	*	6	5	11	*	5.5	11	37.5
Totals	0	0	0	416	875	668	0			
% of Total	0%	0%	0%	21.24%	44.67%	34.1%	0%			

Incoming Monthly Counts
2025 Jan Ched Rd

from Thu-Nov-28-2024-01-00-PM to Fri-Jan-17-2025-05-59-AM

Hour	Dec 2024							Week Day Avg	Weekend Avg	Week Day 85% Avg Speed
	Monday	Tuesday	Wednesday	Thursday	Friday	Saturday	Sunday			
0 - 1	8	10	8	1	18	29	25	9	27	35
1 - 2	4	3	1	0	4	9	10	2.4	9.5	35
2 - 3	0	5	2	0	2	6	14	1.8	10	28.33
3 - 4	2	4	3	3	5	4	4	3.4	4	33.5
4 - 5	5	5	1	3	4	5	6	3.6	5.5	32.66
5 - 6	25	21	22	23	21	16	11	22.4	13.5	39.46
6 - 7	76	83	68	69	74	17	13	74	15	36.28
7 - 8	201	230	212	201	156	69	45	200	57	35.04
8 - 9	363	382	297	325	289	154	127	331.2	140.5	36.16
9 - 10	302	285	212	226	263	187	183	257.6	185	34.64
10 - 11	266	296	214	229	239	226	250	248.8	238	35.1
11 - 12	332	316	219	249	244	230	288	272	259	34.58
12 - 13	299	262	218	259	241	212	248	255.8	230	34.4
13 - 14	273	297	212	227	255	210	276	252.8	243	35.18
14 - 15	301	294	212	203	226	204	236	247.2	220	35.04
15 - 16	329	330	228	256	291	212	214	286.8	213	34.74
16 - 17	284	301	251	220	227	204	185	256.6	194.5	34.3
17 - 18	273	305	275	252	250	172	159	271	165.5	34.04
18 - 19	242	239	209	193	204	140	146	217.4	143	34.6
19 - 20	133	156	123	118	102	138	76	126.4	107	35.16
20 - 21	90	101	93	90	85	49	52	91.8	50.5	34.68
21 - 22	62	76	47	59	33	53	49	55.4	51	35.36
22 - 23	39	54	59	67	42	51	27	52.2	39	35.54
23 - 24	23	24	23	15	35	37	15	24	26	37.04
Totals	3932	4079	3209	3288	3310	2634	2659			
% of Total	17.01%	17.65%	13.89%	14.23%	14.32%	11.4%	11.51%			

Incoming Monthly Counts
2025 Jan Ched Rd

from Thu-Nov-28-2024-01-00-PM to Fri-Jan-17-2025-05-59-AM

Hour	Jan 2025							Week Day Avg	Weekend Avg	Week Day 85% Avg Speed
	Monday	Tuesday	Wednesday	Thursday	Friday	Saturday	Sunday			
0 - 1	1	0	15	2	6	7	6	4.8	6.5	31.25
1 - 2	0	1	7	1	3	2	0	2.4	1	26.25
2 - 3	0	0	2	1	0	2	0	0.6	1	35
3 - 4	0	0	3	2	1	1	0	1.2	0.5	33.33
4 - 5	4	7	7	2	2	2	3	4.4	2.5	35.34
5 - 6	4	11	12	15	22	9	6	12.8	7.5	37.44
6 - 7	46	45	61	59	33	6	3	48.8	4.5	34.6
7 - 8	120	128	139	146	83	33	18	123.2	25.5	34.82
8 - 9	148	186	221	255	138	58	24	189.6	41	35.86
9 - 10	102	140	118	164	131	71	61	131	66	35.38
10 - 11	94	107	123	147	93	109	92	112.8	100.5	34.72
11 - 12	127	118	148	173	124	114	85	138	99.5	34.34
12 - 13	87	97	149	186	93	129	102	122.4	115.5	35.1
13 - 14	96	100	107	165	123	116	93	118.2	104.5	35.52
14 - 15	103	103	165	175	104	95	76	130	85.5	35.26
15 - 16	133	151	174	187	109	85	86	150.8	85.5	34.58
16 - 17	143	114	171	191	137	95	71	151.2	83	34.04
17 - 18	115	132	208	180	106	76	49	148.2	62.5	33.84
18 - 19	97	97	188	151	117	68	47	130	57.5	33.98
19 - 20	52	74	93	68	46	40	23	66.6	31.5	34.6
20 - 21	34	26	51	39	32	27	16	36.4	21.5	33.96
21 - 22	20	21	26	33	24	16	20	24.8	18	36.26
22 - 23	8	16	20	22	18	23	5	16.8	14	36.9
23 - 24	6	6	5	7	11	5	9	7	7	37.8
Totals	1540	1680	2213	2371	1556	1189	895			
% of Total	13.46%	14.68%	19.34%	20.72%	13.6%	10.39%	7.82%			

Incoming Weekly Speeds
2025 Jan Ched Rd

from Thu-Nov-28-2024-01-00-PM to Fri-Jan-17-2025-05-59-AM

	25/11/2024	to	01/12/2024							
	Monday	Tuesday	Wednesday	Thursday	Friday	Saturday	Sunday	Week	Weekend	Week Day 85%
Hour	25/11/2024	26/11/2024	27/11/2024	28/11/2024	29/11/2024	30/11/2024	01/12/2024	Day Avg	Avg	Avg Speed
0 - 1	*	*	*	*	23.67	31.4	31.2	23.67	31.3	35
1 - 2	*	*	*	*	0	34.5	29.5	0	32	0
2 - 3	*	*	*	*	22.5	22	19.5	22.5	20.33	25
3 - 4	*	*	*	*	37	0	29.5	37	29.5	40
4 - 5	*	*	*	*	32	25.33	0	32	25.33	35
5 - 6	*	*	*	*	32.12	37	34.2	32.12	35.25	37.5
6 - 7	*	*	*	*	28.38	31.62	33.4	28.38	32.31	34
7 - 8	*	*	*	*	31.34	27.52	29.33	31.34	28.07	34.6
8 - 9	*	*	*	*	30.29	29.58	30.75	30.29	30.1	36.5
9 - 10	*	*	*	*	28.8	30.67	30.91	28.8	30.77	34
10 - 11	*	*	*	*	30.86	30.12	30.57	30.86	30.33	34.5
11 - 12	*	*	*	*	29.42	30	29.89	29.42	29.94	34.2
12 - 13	*	*	*	*	29.81	29.28	29.14	29.81	29.22	34.8
13 - 14	*	*	*	24	29.98	30.36	28.98	29.65	29.64	32.4
14 - 15	*	*	*	29.42	29.36	29.95	26.86	29.39	28.39	34.4
15 - 16	*	*	*	30.21	31.05	28.5	28.42	30.57	28.46	35.55
16 - 17	*	*	*	28.14	29.03	29.92	30.97	28.63	30.43	34
17 - 18	*	*	*	28.71	28.41	30.42	28.86	28.55	29.63	33.65
18 - 19	*	*	*	27.24	28.8	29.74	30.79	28.08	30.33	33.35
19 - 20	*	*	*	30.17	29.47	29.26	31.57	29.83	29.58	36.2
20 - 21	*	*	*	29.5	29.67	31	31.43	29.56	31.19	33.95
21 - 22	*	*	*	29.23	30.67	30.57	29	29.82	29.61	34.6
22 - 23	*	*	*	25.71	30.2	29.83	27	28.35	29.43	33.15
23 - 24	*	*	*	31.5	33.2	27.18	29.5	32.27	27.54	37.5
Totals	0	0	0	29	29.7	29.8	29.6			
% of Total	0%	0%	0%	24.56%	25.15%	25.23%	25.06%			

Incoming Weekly Speeds
2025 Jan Ched Rd

from Thu-Nov-28-2024-01-00-PM to Fri-Jan-17-2025-05-59-AM

	02/12/2024	to	08/12/2024							
	Monday	Tuesday	Wednesday	Thursday	Friday	Saturday	Sunday	Week	Weekend	Week Day 85%
Hour	02/12/2024	03/12/2024	04/12/2024	05/12/2024	06/12/2024	07/12/2024	08/12/2024	Day Avg	Avg	Avg Speed
0 - 1	32	0	19.5	0	21.2	29.89	34.29	22.13	31.81	29.17
1 - 2	19.5	0	0	0	24.5	28.67	24.5	22	27	27.5
2 - 3	0	24	0	0	0	32	24.5	24	27	30
3 - 4	32	32	12	32	17	12	0	23.67	12	29
4 - 5	0	32	0	0	29.5	24.5	32	30.33	27	35
5 - 6	34.67	30.75	33.25	31.67	32.12	38.25	32	32.45	36.17	38.16
6 - 7	30.11	30.53	29.74	31.04	30.67	28.67	32	30.44	30.33	35.98
7 - 8	30.19	30.02	29.72	29	31.04	31.52	28.8	29.93	30.7	35.04
8 - 9	30.97	30.39	29.84	31.01	31.98	31.29	29.5	30.79	30.46	36.92
9 - 10	30.11	29.04	28.34	29.86	30.65	29.19	32.15	29.65	30.46	34.5
10 - 11	29.47	30	30.79	30.91	31.55	29.33	30.47	30.59	29.92	35.52
11 - 12	29.34	30.37	28.84	28.61	29.71	26.86	29.96	29.33	28.26	34.4
12 - 13	29.66	29.86	28.91	28.97	29.58	30.38	29.75	29.35	30.05	35.18
13 - 14	30.25	30.92	28.52	27.87	28.6	29.35	29.44	29.27	29.4	35.06
14 - 15	29.75	30.02	27.87	28.38	25.44	30.15	29.88	28.3	30.01	34
15 - 16	30.51	27.92	29.86	27.18	29.32	29.74	29.17	28.98	29.48	33.94
16 - 17	28.77	28.46	28.78	28.72	27.56	29.41	27.9	28.45	28.76	33.9
17 - 18	29.21	27.78	27.86	28.45	28.7	29.7	30.57	28.33	29.96	33.6
18 - 19	28.25	29.36	29.21	28.12	29.78	29.26	29.35	29	29.29	33.7
19 - 20	30.18	30.59	28.9	27.19	30.25	31.05	29.12	29.38	30.44	34.18
20 - 21	30.67	29.12	29.77	26.55	29.07	29.14	27.17	28.91	28.23	34.04
21 - 22	27.25	31.92	29.44	28.44	30.91	29	30.2	29.52	29.23	34.16
22 - 23	32	31	32.7	28.89	28.69	29	33	30.35	30	35.34
23 - 24	29.5	27	33	32	29.62	28.76	27	30.59	28.58	34
Totals	29.8	29.6	29.1	29	29.5	29.5	29.8			
% of Total	14.44%	14.35%	14.11%	14.06%	14.3%	14.3%	14.44%			

Incoming Weekly Speeds
2025 Jan Ched Rd

from Thu-Nov-28-2024-01-00-PM to Fri-Jan-17-2025-05-59-AM

	09/12/2024	to	15/12/2024							
	Monday	Tuesday	Wednesday	Thursday	Friday	Saturday	Sunday	Week	Weekend	Week Day 85%
Hour	09/12/2024	10/12/2024	11/12/2024	12/12/2024	13/12/2024	14/12/2024	15/12/2024	Day Avg	Avg	Avg Speed
0 - 1	17	27	27	0	28.25	34.29	26.38	26.38	30.07	30
1 - 2	0	29.5	0	0	37	32	29.5	32	30	37.5
2 - 3	0	0	22	0	19.5	0	28.83	20.33	28.83	25
3 - 4	0	0	32	0	29.5	19.5	0	30.33	19.5	35
4 - 5	12	37	0	34.5	0	0	30.33	29.5	30.33	31.67
5 - 6	36	30.33	32.4	34	32.12	34.2	27	32.87	33	39.5
6 - 7	29.94	30.43	30.25	30.86	30.67	29.67	34.5	30.44	30.87	35.62
7 - 8	29.4	30.59	28.36	29.84	29.9	33.6	31.82	29.56	32.97	34.66
8 - 9	30.35	29.59	30.12	31.66	29.31	28.79	30.58	30.27	29.42	35.96
9 - 10	30.96	29.16	30.46	28.13	29.01	28.23	28.96	29.49	28.51	34.68
10 - 11	30.98	29.65	28.07	29.59	29.62	29.93	29.75	29.57	29.84	35.14
11 - 12	28.81	29.68	28.7	29.07	27.1	28.5	28.96	28.68	28.75	34.02
12 - 13	28.77	28.44	26.77	27.63	30.41	28.38	29.15	28.36	28.74	34.1
13 - 14	29.27	28.76	29.71	29.68	29.08	30.26	29.43	29.29	29.85	34.8
14 - 15	29.33	29.19	30.05	27.63	29.88	30.19	31.58	29.19	30.68	34.94
15 - 16	29.97	27.67	28.68	28.86	30.39	29.91	30.52	29.05	30.11	34.32
16 - 17	28.33	28.24	28.27	29.16	29.16	29.2	28.69	28.6	28.95	34.16
17 - 18	28.46	29.14	28.29	28.33	28.63	28.74	31	28.57	29.72	33.84
18 - 19	29.42	28.86	28.29	30.06	29.7	30.35	29.15	29.2	29.75	34.6
19 - 20	29	30.4	29.64	28.98	28.31	30.83	30.21	29.23	30.67	35.28
20 - 21	29.62	31.22	28.5	31.06	29.25	28	27.25	29.86	27.81	34.7
21 - 22	29.15	28.43	26.8	29.09	32.71	27.36	33.55	28.91	30.45	33.92
22 - 23	30.67	29.67	26.23	27.73	27.33	31.5	28.33	28.34	29.82	34.28
23 - 24	29.5	29.75	32	29	31.62	25.71	32.33	30.33	27.7	34.16
Totals	29.5	29.2	28.8	29.3	29.3	29.5	29.7			
% of Total	14.37%	14.22%	14.03%	14.27%	14.27%	14.37%	14.47%			

Incoming Weekly Speeds
2025 Jan Ched Rd

from Thu-Nov-28-2024-01-00-PM to Fri-Jan-17-2025-05-59-AM

	16/12/2024	to	22/12/2024							
	Monday	Tuesday	Wednesday	Thursday	Friday	Saturday	Sunday	Week	Weekend	Week Day 85%
Hour	16/12/2024	17/12/2024	18/12/2024	19/12/2024	20/12/2024	21/12/2024	22/12/2024	Day Avg	Avg	Avg Speed
0 - 1	14.5	29.5	17.5	0	25.2	32.73	37	22.64	33.08	26.25
1 - 2	22	0	0	0	0	30.75	0	22	30.75	25
2 - 3	0	27	0	0	0	22	34.5	27	29.14	30
3 - 4	32	32	22	12	0	0	34.5	24.5	34.5	27.5
4 - 5	24.5	37	12	0	32	35.67	0	26	35.67	32.5
5 - 6	32.17	33	31.46	33.55	36	35.33	37	32.9	36	38.76
6 - 7	30.68	30.18	28.81	30.52	31.26	30.38	37	30.3	31.11	35.64
7 - 8	30.62	29.04	28.83	30.77	29.07	30.5	31.2	29.68	30.68	34.64
8 - 9	30.9	30.38	28.36	30.47	28.26	28.94	32.58	29.66	30.2	35.6
9 - 10	29.17	27.95	29.21	28.95	29.16	29.81	30.46	28.85	30.13	34.2
10 - 11	30.86	29.22	30.06	27.91	29.81	28.92	30.93	29.43	29.9	34.96
11 - 12	29.22	28.76	28.66	28.08	29.51	29.3	28.9	28.86	29.1	34.54
12 - 13	28.75	28.81	27.5	29.16	29.11	29.58	31.69	28.66	30.44	34.02
13 - 14	30.19	29.66	29.42	30.29	30.6	30.19	32.74	30.05	31.39	36.08
14 - 15	30.28	29.63	28.69	30.19	29.67	28.77	31.24	29.66	30.03	34.92
15 - 16	30.29	29.19	29.06	30.01	29	29.56	30.93	29.54	30.19	35.34
16 - 17	28.77	28.12	29.3	30.24	29.66	27.2	29.33	29.28	27.91	34.46
17 - 18	30.61	28.49	28.58	29.13	29	30.59	27.08	29.05	29.06	34.56
18 - 19	30.16	30.24	29.38	30.11	29.52	29.07	28.63	29.89	28.84	35.36
19 - 20	31	30.57	28.51	32	28.53	30.8	32.5	30.06	31.42	36.42
20 - 21	30.07	28.6	29.65	29.35	28.38	30.14	31.22	29.1	30.57	33.92
21 - 22	30.33	30.68	30.21	30.35	38.5	30.14	32.67	30.86	31.31	37.78
22 - 23	32	30	31.72	30.19	30.36	28.92	30.67	30.7	29.27	35.56
23 - 24	29.5	33.67	30.2	34.5	26.73	30.5	28.67	29.8	30	38.46
Totals	30	29.3	29	29.8	29.4	29.5	30.7			
% of Total	14.44%	14.11%	13.96%	14.35%	14.16%	14.2%	14.78%			

Incoming Weekly Speeds
2025 Jan Ched Rd

from Thu-Nov-28-2024-01-00-PM to Fri-Jan-17-2025-05-59-AM

	23/12/2024	to	29/12/2024							
	Monday	Tuesday	Wednesday	Thursday	Friday	Saturday	Sunday	Week	Weekend	Week Day 85%
Hour	23/12/2024	24/12/2024	25/12/2024	26/12/2024	27/12/2024	28/12/2024	29/12/2024	Day Avg	Avg	Avg Speed
0 - 1	27	32	37	32	23.25	29.5	32	29.5	31.17	35.5
1 - 2	0	0	42	0	32	32	29.5	37	30.33	40
2 - 3	0	32	27	0	0	27	0	29.5	27	32.5
3 - 4	0	17	0	22	12	0	0	17	0	21.67
4 - 5	34.5	32	0	32	32	0	34.5	33	34.5	36.25
5 - 6	31.2	35.33	0	0	0	31	32	32.75	31.2	40
6 - 7	31.65	27.8	0	0	24.56	0	34.5	28.81	34.5	35.17
7 - 8	30	31.94	33.25	35.33	31.56	32.25	27.2	31.34	29.95	38.5
8 - 9	29.56	30.15	26.53	32.3	30.5	30.03	30	29.78	30.02	34.54
9 - 10	30.26	29.98	30.74	30.76	31.41	29.17	30.23	30.56	29.62	35.98
10 - 11	29.03	28.05	30.49	30.84	30.25	29.93	30.92	29.41	30.34	35.24
11 - 12	29.07	30.82	31.43	29.49	29.32	28.64	29.32	29.95	28.96	35.68
12 - 13	28.81	29.78	29.45	29.77	30.4	30.71	31.63	29.61	31.19	34.9
13 - 14	29.13	28.97	31.51	28.33	30.33	29.56	29.71	29.54	29.64	35.84
14 - 15	31.24	31.12	29.68	31.28	29.94	30.51	29.19	30.78	29.85	37.06
15 - 16	27.96	29.04	32.57	32.15	31.04	28.53	29	30.08	28.73	36.08
16 - 17	29.3	30.4	31.87	28.62	29.56	29.38	28.09	29.72	28.79	35.62
17 - 18	29.31	29.72	28.35	30.52	28.71	30.18	30.86	29.26	30.53	34.74
18 - 19	30.02	29.48	30.72	28.24	31.48	31.68	29.45	29.87	30.48	35
19 - 20	31.12	27.48	28.41	30.5	31.83	29.08	31.72	29.62	30.16	34.98
20 - 21	29.71	31.26	28.84	30	27.88	30	21.15	29.77	24.77	35.84
21 - 22	27.58	30	29.43	31.69	27.82	26.43	30.7	29.43	28.94	34.66
22 - 23	29.89	28.2	28.39	29.58	31.17	24.8	29.67	29.26	26.62	35.88
23 - 24	30.92	32.22	30	27	29	28.2	27	30.27	27.6	35.76
Totals	29.6	29.8	30.2	30	30	29.6	29.7			
% of Total	14.17%	14.27%	14.46%	14.36%	14.36%	14.17%	14.22%			

Incoming Weekly Speeds
2025 Jan Ched Rd

from Thu-Nov-28-2024-01-00-PM to Fri-Jan-17-2025-05-59-AM

	30/12/2024	to	05/01/2025							
	Monday	Tuesday	Wednesday	Thursday	Friday	Saturday	Sunday	Week	Weekend	Week Day 85%
Hour	30/12/2024	31/12/2024	01/01/2025	02/01/2025	03/01/2025	04/01/2025	05/01/2025	Day Avg	Avg	Avg Speed
0 - 1	32	25.33	30.3	32	32	28.25	24.5	30.05	26.38	36.76
1 - 2	37	22	34.5	0	24.5	32	0	31.5	32	35
2 - 3	0	0	32	0	0	0	0	32	0	35
3 - 4	0	0	32	0	27	12	0	30.33	12	32.5
4 - 5	0	27	19.5	32	32	27.5	24.5	26	26	32.5
5 - 6	32	34.2	0	32.25	29.3	33.25	27	31.35	31.17	35.4
6 - 7	34.2	34.2	35.33	28.17	27.23	27.33	22	29.75	26	36.84
7 - 8	32.62	32.88	32.33	31.52	28.72	31.71	27.82	30.97	30	36.28
8 - 9	33.08	33.68	30.58	32.49	28.85	30.8	26.67	31.71	29.95	37.64
9 - 10	31.4	30.83	29.67	30.68	29.19	30.18	29.04	30.39	29.67	36.04
10 - 11	28.62	28.74	31.86	31.73	29.04	29.15	31.82	29.8	30.05	35.94
11 - 12	28.26	30.86	30.95	29.02	28.77	28.29	31.65	29.43	29.52	34.86
12 - 13	29	28.95	30.9	28.49	31.3	28.7	29.38	29.5	28.99	36.02
13 - 14	27.92	31.22	28.07	30.24	30.44	31.46	29.92	29.71	30.9	35.6
14 - 15	28.42	30.49	30.46	28.53	30.77	28.79	31.06	29.61	29.79	35.7
15 - 16	29.85	29.21	30.48	30.56	29.75	29.37	30.52	29.97	29.87	35.66
16 - 17	29.35	28.71	28.38	29.46	29.27	28.02	28.46	29.1	28.21	34.58
17 - 18	29.82	31.62	30.39	30.37	28.67	31	30.12	30.14	30.67	35.16
18 - 19	31.29	31.74	32.17	28.63	30.38	29.06	32.11	30.66	30.07	36.1
19 - 20	33	30.8	31.5	29.25	28.6	32.58	31.93	30.36	32.3	36.34
20 - 21	29.9	32.93	29.09	30.14	28.4	27.93	26	30.02	27.42	34.64
21 - 22	33.89	29.07	33.67	31.4	33.38	24.44	29.09	31.86	27	38.66
22 - 23	31.22	32.14	30.33	27.33	32.22	25	32	31.26	26.56	37
23 - 24	30.2	38	29.5	0	31	19.5	17	33.33	18.67	37.7
Totals	29.7	30.6	30.5	30	29.6	29.4	29.9			
% of Total	14.16%	14.59%	14.54%	14.31%	14.12%	14.02%	14.26%			

Incoming Weekly Speeds
2025 Jan Ched Rd

from Thu-Nov-28-2024-01-00-PM to Fri-Jan-17-2025-05-59-AM

	06/01/2025	to	12/01/2025							
	Monday	Tuesday	Wednesday	Thursday	Friday	Saturday	Sunday	Week	Weekend	Week Day 85%
Hour	06/01/2025	07/01/2025	08/01/2025	09/01/2025	10/01/2025	11/01/2025	12/01/2025	Day Avg	Avg	Avg Speed
0 - 1	0	0	13.67	0	24.5	22	22	18	22	27.5
1 - 2	0	12	0	12	32	0	0	18.67	0	21.67
2 - 3	0	0	0	0	0	29.5	0	0	29.5	0
3 - 4	0	0	0	32	0	0	0	32	0	35
4 - 5	32	32.33	32.33	0	32	0	32	32.25	32	37.5
5 - 6	32	31.57	31.43	30.71	32.7	30.2	30.75	31.73	30.44	37.16
6 - 7	31	30.89	30.08	26.47	28.85	28.67	27.5	29.51	28.2	34.42
7 - 8	30.04	28.47	29.92	29.37	29.2	29.89	28.57	29.38	29.54	34.24
8 - 9	30.98	30.1	28.8	30.03	29.6	30.43	29.33	29.74	30	35.48
9 - 10	30.38	30.33	29.88	28.6	30.17	31.57	28.12	29.9	29.92	35.52
10 - 11	29.31	28.29	30.33	30.62	28.61	30.83	30.47	29.33	30.64	35.1
11 - 12	29.53	27.27	29.79	29.05	30.47	29.22	31.02	29.25	30.08	34.4
12 - 13	29.77	29.19	28.02	29.8	29.6	30.35	30.13	29.22	30.25	34.88
13 - 14	29.78	27.29	30.08	29.8	30.31	30.57	30.82	29.38	30.7	34.6
14 - 15	30.55	29.31	28.71	28.87	28.1	31.48	27.69	29.12	29.79	34.74
15 - 16	29.16	29.03	28.82	29.74	29.89	30.12	30.15	29.27	30.14	34.48
16 - 17	28.33	29.09	27.89	28.52	27.55	30.4	30.5	28.16	30.44	33.74
17 - 18	30.1	29.17	27.85	28.53	28.76	29.95	30.12	28.7	30.02	33.82
18 - 19	29.24	29.9	27.51	28.87	28.05	29.38	30.34	28.43	29.84	33.86
19 - 20	28.25	28.62	28.98	29.67	28.54	28.95	31.78	28.81	29.8	34.3
20 - 21	31	31.08	30.06	30.7	27.67	29.08	30	30.14	29.5	34.34
21 - 22	24.2	29.2	30.29	28.38	30.36	28.71	31.56	29.12	30.31	33.56
22 - 23	34.5	31.75	33.57	29.83	29.33	27.62	30.67	31.28	28.11	37.36
23 - 24	32	37	37	37.25	33.57	25.33	26.75	35.17	26.36	41.5
Totals	29.7	29.2	28.9	29.3	29.2	30.1	30			
% of Total	14.39%	14.15%	14%	14.2%	14.15%	14.58%	14.53%			

Incoming Weekly Speeds
2025 Jan Ched Rd

from Thu-Nov-28-2024-01-00-PM to Fri-Jan-17-2025-05-59-AM

	13/01/2025	to	19/01/2025							
	Monday	Tuesday	Wednesday	Thursday	Friday	Saturday	Sunday	Week	Weekend	Week Day 85%
Hour	13/01/2025	14/01/2025	15/01/2025	16/01/2025	17/01/2025	18/01/2025	19/01/2025	Day Avg	Avg	Avg Speed
0 - 1	17	0	29.5	32	17	*	*	23.67	*	30
1 - 2	0	0	32	0	0	*	*	32	*	35
2 - 3	0	0	0	32	0	*	*	32	*	35
3 - 4	0	0	17	12	0	*	*	14.5	*	17.5
4 - 5	27	31	32	32	0	*	*	30.1	*	35.83
5 - 6	37	29.5	31	33.25	37	*	*	32.59	*	39
6 - 7	29.71	30.85	21.44	30.73	*	*	*	27.58	*	34.38
7 - 8	30.45	30.48	28.33	31.08	*	*	*	30.05	*	35.52
8 - 9	29.56	30.54	31.26	29.97	*	*	*	30.3	*	36.2
9 - 10	31.34	30.44	30.05	28.93	*	*	*	30.15	*	35.62
10 - 11	29.96	28.08	27.19	28.98	*	*	*	28.54	*	34.12
11 - 12	28.72	28.27	27.78	30.02	*	*	*	28.69	*	34.42
12 - 13	29.93	30.07	28.67	28.08	*	*	*	29.11	*	34.6
13 - 14	29.52	30.69	30.32	28.79	*	*	*	29.72	*	36.08
14 - 15	29.68	30.37	28.89	29.9	*	*	*	29.67	*	34.85
15 - 16	29.16	28.96	29.44	29.5	*	*	*	29.26	*	34.65
16 - 17	29.21	28.57	29.89	29.14	*	*	*	29.19	*	34.35
17 - 18	29.09	28.48	27.36	29.46	*	*	*	28.54	*	33.72
18 - 19	27.29	28.05	27.67	28.36	*	*	*	27.86	*	33.38
19 - 20	29.25	28.86	29.9	30.62	*	*	*	29.58	*	35.58
20 - 21	30.11	29.43	28.79	30.27	*	*	*	29.56	*	33.95
21 - 22	29.93	27.55	29.67	34.6	*	*	*	30.38	*	35.75
22 - 23	29.67	33.25	29.7	28.08	*	*	*	29.89	*	36.7
23 - 24	31	30.67	27	33.67	*	*	*	31.27	*	35.83
Totals	29.5	29.5	28.7	29.5	27	0	0			
% of Total	20.46%	20.46%	19.9%	20.46%	18.72%	0%	0%			

Incoming Monthly Speeds
2025 Jan Ched Rd

from Thu-Nov-28-2024-01-00-PM to Fri-Jan-17-2025-05-59-AM

	Nov 2024							Week	Weekend	Week Day 85%
Hour	Monday	Tuesday	Wednesday	Thursday	Friday	Saturday	Sunday	Day Avg	Avg	Avg Speed
0 - 1	*	*	*	*	23.67	31.4	*	23.67	31.4	35
1 - 2	*	*	*	*	0	34.5	*	*	34.5	0
2 - 3	*	*	*	*	22.5	22	*	22.5	22	25
3 - 4	*	*	*	*	37	0	*	37	*	40
4 - 5	*	*	*	*	32	25.33	*	32	25.33	35
5 - 6	*	*	*	*	32.12	37	*	32.12	37	37.5
6 - 7	*	*	*	*	28.38	31.62	*	28.38	31.62	34
7 - 8	*	*	*	*	31.34	27.52	*	31.34	27.52	34.6
8 - 9	*	*	*	*	30.29	29.58	*	30.29	29.58	36.5
9 - 10	*	*	*	*	28.8	30.67	*	28.8	30.67	34
10 - 11	*	*	*	*	30.86	30.12	*	30.86	30.12	34.5
11 - 12	*	*	*	*	29.42	30	*	29.42	30	34.2
12 - 13	*	*	*	*	29.81	29.28	*	29.81	29.28	34.8
13 - 14	*	*	*	24	29.98	30.36	*	29.65	30.36	32.4
14 - 15	*	*	*	29.42	29.36	29.95	*	29.39	29.95	34.4
15 - 16	*	*	*	30.21	31.05	28.5	*	30.57	28.5	35.55
16 - 17	*	*	*	28.14	29.03	29.92	*	28.63	29.92	34
17 - 18	*	*	*	28.71	28.41	30.42	*	28.55	30.42	33.65
18 - 19	*	*	*	27.24	28.8	29.74	*	28.08	29.74	33.35
19 - 20	*	*	*	30.17	29.47	29.26	*	29.83	29.26	36.2
20 - 21	*	*	*	29.5	29.67	31	*	29.56	31	33.95
21 - 22	*	*	*	29.23	30.67	30.57	*	29.82	30.57	34.6
22 - 23	*	*	*	25.71	30.2	29.83	*	28.35	29.83	33.15
23 - 24	*	*	*	31.5	33.2	27.18	*	32.27	27.18	37.5
Totals	0	0	0	29	29.7	29.8	0			
% of Total	0%	0%	0%	32.77%	33.56%	33.67%	0%			

Incoming Monthly Speeds
2025 Jan Ched Rd

from Thu-Nov-28-2024-01-00-PM to Fri-Jan-17-2025-05-59-AM

Hour	Dec 2024							Week Day Avg	Weekend Avg	Week Day 85% Avg Speed
	Monday	Tuesday	Wednesday	Thursday	Friday	Saturday	Sunday			
0 - 1	25.12	29	25.25	32	24.33	32	30.88	25.84	31.48	35
1 - 2	24.5	27	42	0	29.5	30.33	28.5	28.25	29.37	35
2 - 3	0	26.2	24.5	0	19.5	25.33	28.5	24.33	27.55	28.33
3 - 4	32	24.5	22	22	21	15.75	32	23.47	23.88	33.5
4 - 5	26	33	12	33.67	30.75	31.2	32	29.5	31.64	32.66
5 - 6	33.16	32.81	32	32.87	33.05	34.62	33.45	32.79	34.15	39.46
6 - 7	30.83	30.28	29.66	30.8	30.11	29.82	33.69	30.34	31.5	36.28
7 - 8	30.2	30.26	29.02	29.98	30.15	32.04	29.56	29.91	31.06	35.04
8 - 9	30.71	30.45	29.22	31.07	29.8	29.53	30.74	30.29	30.08	36.16
9 - 10	30.3	29.12	29.43	29.19	29.94	28.97	30.42	29.63	29.69	34.64
10 - 11	29.76	29.03	29.79	29.42	30.29	29.53	30.5	29.63	30.04	35.1
11 - 12	28.94	30.1	29.36	28.83	28.84	28.31	29.38	29.24	28.91	34.58
12 - 13	28.96	29.13	28.03	28.86	29.83	29.68	30.21	28.98	29.97	34.4
13 - 14	29.27	29.82	29.64	29.21	29.74	29.91	29.94	29.54	29.93	35.18
14 - 15	29.87	30.13	29	29.17	28.57	29.88	29.61	29.43	29.74	35.04
15 - 16	29.83	28.46	29.36	29.36	29.79	29.45	29.47	29.35	29.46	34.74
16 - 17	28.87	28.67	28.98	29.32	28.9	28.64	28.97	28.93	28.8	34.3
17 - 18	29.37	29.02	28.24	28.88	28.76	29.8	29.48	28.86	29.64	34.04
18 - 19	29.74	29.86	29.02	29.4	29.86	29.97	29.47	29.59	29.71	34.6
19 - 20	30.65	30.04	28.88	29.44	29.25	30.55	31.05	29.7	30.73	35.16
20 - 21	30.02	30.47	29.2	28.9	28.81	29.31	27.52	29.51	28.39	34.68
21 - 22	29.27	29.86	29.11	30.19	31.18	28.62	31.39	29.83	29.95	35.36
22 - 23	30.82	30.24	29.66	28.81	29.31	28.55	30	29.68	29.05	35.54
23 - 24	30.39	33.46	30.83	30.13	29.03	28.49	28.73	30.66	28.56	37.04
Totals	29.7	29.6	29.1	29.5	29.5	29.5	29.9			
% of Total	14.36%	14.31%	14.07%	14.26%	14.26%	14.26%	14.46%			

Incoming Monthly Speeds
2025 Jan Ched Rd

from Thu-Nov-28-2024-01-00-PM to Fri-Jan-17-2025-05-59-AM

	Jan 2025							Week	Weekend	Week Day 85%
Hour	Monday	Tuesday	Wednesday	Thursday	Friday	Saturday	Sunday	Day Avg	Avg	Avg Speed
0 - 1	17	0	26.87	32	24.5	25.57	23.67	26.29	24.69	31.25
1 - 2	0	12	34.14	12	27	32	0	28.67	32	26.25
2 - 3	0	0	32	32	0	29.5	0	32	29.5	35
3 - 4	0	0	27	22	27	12	0	25.33	12	33.33
4 - 5	28.25	31.57	28.57	32	32	27.5	27	30.09	27.2	35.34
5 - 6	34.5	30.82	31.25	31.8	31.55	31.56	29.5	31.61	30.73	37.44
6 - 7	30.33	30.87	25.52	28.58	28.21	28	25.67	28.52	27.22	34.6
7 - 8	30.27	29.45	29.17	30.49	29.01	30.67	28.11	29.73	29.76	34.82
8 - 9	30.03	30.3	29.86	30.58	29.35	30.66	28.33	30.09	29.98	35.86
9 - 10	30.82	30.39	29.96	29.35	29.71	30.9	28.52	29.98	29.8	35.38
10 - 11	29.65	28.19	29.25	30.37	28.85	29.98	30.88	29.34	30.39	34.72
11 - 12	29.09	27.86	29.43	29.35	29.44	28.74	31.27	29.08	29.82	34.34
12 - 13	29.87	29.6	28.86	28.78	30.52	29.54	29.78	29.35	29.65	35.1
13 - 14	29.67	28.72	29.64	29.59	30.37	31.09	30.45	29.63	30.8	35.52
14 - 15	30.2	29.83	29.04	29.12	29.46	30.26	29.2	29.44	29.79	35.26
15 - 16	29.16	28.99	29.3	29.91	29.83	29.74	30.29	29.44	30.02	34.58
16 - 17	28.71	28.78	28.71	29.05	28.15	29.2	29.44	28.7	29.3	34.04
17 - 18	29.51	28.84	27.95	29.24	28.73	30.49	30.12	28.78	30.34	33.84
18 - 19	28.22	28.86	28.13	28.61	29.09	29.21	31.02	28.54	29.95	33.98
19 - 20	28.71	28.74	29.49	29.88	28.57	30.67	31.87	29.16	31.11	34.6
20 - 21	30.53	30.19	29.25	30.33	28.12	28.48	28.75	29.66	28.58	33.96
21 - 22	28.5	28.33	30.54	31.18	32	26.31	30.2	30.29	28.47	36.26
22 - 23	30.88	32.5	31.15	28.45	30.78	26.83	31.2	30.6	27.61	36.9
23 - 24	31.33	33.83	32	35.71	32.64	23	25.67	33.14	24.71	37.8
Totals	29.6	29.3	29	29.6	29.4	29.8	30			
% of Total	14.32%	14.18%	14.03%	14.32%	14.22%	14.42%	14.51%			

Incoming Weekly EightyFifthSpeeds
2025 Jan Ched Rd

from Thu-Nov-28-2024-01-00-PM to Fri-Jan-17-2025-05-59-AM

	25/11/2024	to	01/12/2024							
	Monday	Tuesday	Wednesday	Thursday	Friday	Saturday	Sunday	Week	Weekend	Week Day 85%
Hour	25/11/2024	26/11/2024	27/11/2024	28/11/2024	29/11/2024	30/11/2024	01/12/2024	Day Avg	Avg	Avg Speed
0 - 1	*	*	*	*	35	33.8	35	35	34.4	35
1 - 2	*	*	*	*	0	40	35	0	37.5	0
2 - 3	*	*	*	*	25	25	30	25	27.5	25
3 - 4	*	*	*	*	40	0	35	40	35	40
4 - 5	*	*	*	*	35	40	0	35	40	35
5 - 6	*	*	*	*	37.5	45	40	37.5	42.5	37.5
6 - 7	*	*	*	*	34	35	35	34	35	34
7 - 8	*	*	*	*	34.6	34.4	35	34.6	34.7	34.6
8 - 9	*	*	*	*	36.5	36.7	39.3	36.5	38	36.5
9 - 10	*	*	*	*	34	35.6	36.2	34	35.9	34
10 - 11	*	*	*	*	34.5	34.8	36.7	34.5	35.75	34.5
11 - 12	*	*	*	*	34.2	34.5	34.8	34.2	34.65	34.2
12 - 13	*	*	*	*	34.8	34.8	34.3	34.8	34.55	34.8
13 - 14	*	*	*	30	34.8	35	34.2	32.4	34.6	32.4
14 - 15	*	*	*	34.4	34.4	34.5	33.6	34.4	34.05	34.4
15 - 16	*	*	*	34.9	36.2	34.7	34.3	35.55	34.5	35.55
16 - 17	*	*	*	34	34	36.7	36.4	34	36.55	34
17 - 18	*	*	*	33.3	34	36	33.7	33.65	34.85	33.65
18 - 19	*	*	*	32.8	33.9	34.2	39	33.35	36.6	33.35
19 - 20	*	*	*	36.2	36.2	34.6	35	36.2	34.8	36.2
20 - 21	*	*	*	33.9	34	38	37.5	33.95	37.75	33.95
21 - 22	*	*	*	35	34.2	40	35	34.6	37.5	34.6
22 - 23	*	*	*	32.5	33.8	34.3	45	33.15	39.65	33.15
23 - 24	*	*	*	37.5	37.5	32.5	35	37.5	33.75	37.5
Totals	0	0	0	374.5	798.1	820.1	825			
% of Total	0%	0%	0%	13.29%	28.32%	29.11%	29.28%			

Incoming Weekly EightyFifthSpeeds
2025 Jan Ched Rd

from Thu-Nov-28-2024-01-00-PM to Fri-Jan-17-2025-05-59-AM

	02/12/2024	to	08/12/2024							
	Monday	Tuesday	Wednesday	Thursday	Friday	Saturday	Sunday	Week	Weekend	Week Day 85%
Hour	02/12/2024	03/12/2024	04/12/2024	05/12/2024	06/12/2024	07/12/2024	08/12/2024	Day Avg	Avg	Avg Speed
0 - 1	35	0	25	0	27.5	38.3	40	29.17	39.15	29.17
1 - 2	25	0	0	0	30	40	30	27.5	35	27.5
2 - 3	0	30	0	0	0	35	40	30	37.5	30
3 - 4	35	35	15	35	25	20	0	29	20	29
4 - 5	0	35	0	0	35	30	35	35	32.5	35
5 - 6	38.3	35	37.5	40	40	40	40	38.16	40	38.16
6 - 7	35	34.4	35	38	37.5	35	40	35.98	37.5	35.98
7 - 8	35.6	36.1	34.8	33.9	34.8	36.2	33.3	35.04	34.75	35.04
8 - 9	37.1	36.7	36.8	36.7	37.3	37	36	36.92	36.5	36.92
9 - 10	34.4	33.9	33.6	34.7	35.9	34	37.5	34.5	35.75	34.5
10 - 11	34	34.1	36	35.8	37.7	34.7	35.6	35.52	35.15	35.52
11 - 12	34.2	34.8	34.7	33.5	34.8	32.1	34.5	34.4	33.3	34.4
12 - 13	34.7	35	35.6	34.6	36	34.5	35	35.18	34.75	35.18
13 - 14	34.6	37.9	34.1	34	34.7	33.9	34.3	35.06	34.1	35.06
14 - 15	35	36	34.1	33.9	31	35	34.7	34	34.85	34
15 - 16	35.5	34.2	34	31.7	34.3	35.6	34.5	33.94	35.05	33.94
16 - 17	34.1	33.3	35.6	33.5	33	33.5	33.9	33.9	33.7	33.9
17 - 18	34.2	33.1	33.1	33.5	34.1	34.1	37	33.6	35.55	33.6
18 - 19	33	34	34.3	32.8	34.4	34.2	34.2	33.7	34.2	33.7
19 - 20	35	34.4	34.4	33	34.1	36.4	33.3	34.18	34.85	34.18
20 - 21	34.2	35	35	32.1	33.9	35	33.8	34.04	34.4	34.04
21 - 22	33.3	35	35	33.3	34.2	34.3	35	34.16	34.65	34.16
22 - 23	35	35	36.7	35	35	33.9	42.5	35.34	38.2	35.34
23 - 24	35	30	35	35	35	35	30	34	32.5	34
Totals	757.2	757.9	705.3	690	785.2	827.7	820.1			
% of Total	14.17%	14.18%	13.2%	12.91%	14.69%	15.49%	15.35%			

Incoming Weekly EightyFifthSpeeds
2025 Jan Ched Rd

from Thu-Nov-28-2024-01-00-PM to Fri-Jan-17-2025-05-59-AM

	09/12/2024	to	15/12/2024							
	Monday	Tuesday	Wednesday	Thursday	Friday	Saturday	Sunday	Week	Weekend	Week Day 85%
Hour	09/12/2024	10/12/2024	11/12/2024	12/12/2024	13/12/2024	14/12/2024	15/12/2024	Day Avg	Avg	Avg Speed
0 - 1	20	30	35	0	35	40	35	30	37.5	30
1 - 2	0	35	0	0	40	35	35	37.5	35	37.5
2 - 3	0	0	25	0	25	0	35	25	35	25
3 - 4	0	0	35	0	35	30	0	35	30	35
4 - 5	15	40	0	40	0	0	40	31.67	40	31.67
5 - 6	40	40	37.5	40	40	40	30	39.5	35	39.5
6 - 7	34.4	37	36.7	35	35	33.3	40	35.62	36.65	35.62
7 - 8	34.1	36.1	33.5	34.6	35	38.9	35	34.66	36.95	34.66
8 - 9	37.1	34.7	35	38.5	34.5	34.6	38	35.96	36.3	35.96
9 - 10	35	34	36.4	33.8	34.2	34.2	34.4	34.68	34.3	34.68
10 - 11	36.1	35.6	34.7	34.8	34.5	34.7	36.5	35.14	35.6	35.14
11 - 12	33.8	34.8	34.5	34.1	32.9	34	34.3	34.02	34.15	34.02
12 - 13	34.2	34.6	33.6	33.1	35	34.8	35	34.1	34.9	34.1
13 - 14	34.5	34.5	36.2	34.8	34	34.8	34.6	34.8	34.7	34.8
14 - 15	34.2	34.4	37.7	34.1	34.3	36.1	38.9	34.94	37.5	34.94
15 - 16	34.6	33.6	33.9	34.5	35	35	36.7	34.32	35.85	34.32
16 - 17	34.1	34.7	33.5	34.6	33.9	34.3	34.5	34.16	34.4	34.16
17 - 18	33.5	33.8	33.7	33.7	34.5	34.2	37	33.84	35.6	33.84
18 - 19	34	33.8	34.1	36.4	34.7	34.2	34.3	34.6	34.25	34.6
19 - 20	34.5	37.5	36.2	34.4	33.8	37	34.2	35.28	35.6	35.28
20 - 21	34	37.5	34.5	34.2	33.3	34	28.8	34.7	31.4	34.7
21 - 22	33.8	34.2	30	33.3	38.3	31.7	40	33.92	35.85	33.92
22 - 23	37.5	37.5	32.5	33.9	30	40	35	34.28	37.5	34.28
23 - 24	35	32.5	35	33.3	35	30	35	34.16	32.5	34.16
Totals	699.4	775.8	754.2	701.1	792.9	770.8	817.2			
% of Total	13.17%	14.61%	14.2%	13.2%	14.93%	14.51%	15.39%			

Incoming Weekly EightyFifthSpeeds
2025 Jan Ched Rd

from Thu-Nov-28-2024-01-00-PM to Fri-Jan-17-2025-05-59-AM

	16/12/2024	to	22/12/2024							
	Monday	Tuesday	Wednesday	Thursday	Friday	Saturday	Sunday	Week	Weekend	Week Day 85%
Hour	16/12/2024	17/12/2024	18/12/2024	19/12/2024	20/12/2024	21/12/2024	22/12/2024	Day Avg	Avg	Avg Speed
0 - 1	20	35	20	0	30	40	40	26.25	40	26.25
1 - 2	25	0	0	0	0	33.3	0	25	33.3	25
2 - 3	0	30	0	0	0	35	40	30	37.5	30
3 - 4	35	35	25	15	0	0	40	27.5	40	27.5
4 - 5	40	40	15	0	35	40	0	32.5	40	32.5
5 - 6	35	37.5	40	38.8	42.5	45	40	38.76	42.5	38.76
6 - 7	36.2	36	35	36	35	34	40	35.64	37	35.64
7 - 8	35.7	34	34.1	35	34.4	35	33.8	34.64	34.4	34.64
8 - 9	36.3	37	34.3	35.8	34.6	34.4	37.5	35.6	35.95	35.6
9 - 10	34.4	33.8	34.1	34.2	34.5	34.8	34.7	34.2	34.75	34.2
10 - 11	37.3	34.4	34.8	33.3	35	34.2	35	34.96	34.6	34.96
11 - 12	35	34.7	33.8	34.2	35	34.4	35	34.54	34.7	34.54
12 - 13	33.9	33.3	33.3	35	34.6	35	38.6	34.02	36.8	34.02
13 - 14	38	34	36.5	34.8	37.1	35	37.8	36.08	36.4	36.08
14 - 15	36.1	34.8	33.9	35	34.8	33.9	36.7	34.92	35.3	34.92
15 - 16	34.9	36.4	34.1	36.3	35	34.5	36.7	35.34	35.6	35.34
16 - 17	33.6	33.4	34.7	35	35.6	31.9	34.5	34.46	33.2	34.46
17 - 18	37	33.7	33.4	34.4	34.3	36.1	33.8	34.56	34.95	34.56
18 - 19	36.4	36.2	35	34.8	34.4	37.5	35	35.36	36.25	35.36
19 - 20	37	37.9	34.5	38.8	33.9	36.7	39.2	36.42	37.95	36.42
20 - 21	35	33.1	33.3	34.2	34	40	35	33.92	37.5	33.92
21 - 22	33.6	37.5	38.3	37	42.5	35	37.5	37.78	36.25	37.78
22 - 23	35	34.3	36.7	34.3	37.5	36.7	40	35.56	38.35	35.56
23 - 24	35	50	34	40	33.3	37.5	40	38.46	38.75	38.46
Totals	795.4	822	723.8	691.9	743	829.9	820.8			
% of Total	14.66%	15.15%	13.34%	12.75%	13.69%	15.29%	15.12%			

Incoming Weekly EightyFifthSpeeds
2025 Jan Ched Rd

from Thu-Nov-28-2024-01-00-PM to Fri-Jan-17-2025-05-59-AM

	23/12/2024	to	29/12/2024							
	Monday	Tuesday	Wednesday	Thursday	Friday	Saturday	Sunday	Week	Weekend	Week Day 85%
Hour	23/12/2024	24/12/2024	25/12/2024	26/12/2024	27/12/2024	28/12/2024	29/12/2024	Day Avg	Avg	Avg Speed
0 - 1	30	37.5	45	35	30	35	35	35.5	35	35.5
1 - 2	0	0	45	0	35	35	40	40	37.5	40
2 - 3	0	35	30	0	0	35	0	32.5	35	32.5
3 - 4	0	25	0	25	15	0	0	21.67	0	21.67
4 - 5	40	35	0	35	35	0	40	36.25	40	36.25
5 - 6	35	45	0	0	0	33.3	35	40	34.15	40
6 - 7	37.5	33	0	0	35	0	40	35.17	40	35.17
7 - 8	35	40	37.5	40	40	36.7	30	38.5	33.35	38.5
8 - 9	35	35.6	32.5	35	34.6	36.7	35	34.54	35.85	34.54
9 - 10	34.8	35	34.6	39	36.5	34.5	36.2	35.98	35.35	35.98
10 - 11	34.8	33.9	35.8	36.9	34.8	35.7	37.5	35.24	36.6	35.24
11 - 12	34	37.1	37.3	35.7	34.3	34.3	34.3	35.68	34.3	35.68
12 - 13	34.3	34.2	35.8	35.6	34.6	36.4	37.2	34.9	36.8	34.9
13 - 14	34.5	34.4	38.6	34.7	37	35	35	35.84	35	35.84
14 - 15	37.2	37.2	36.7	37.1	37.1	35.8	33.2	37.06	34.5	37.06
15 - 16	34.3	33.9	38.3	37.9	36	33.8	34.7	36.08	34.25	36.08
16 - 17	34.4	36.4	38.3	34.4	34.6	36.4	36	35.62	36.2	35.62
17 - 18	34.4	36.2	33.9	35	34.2	36.7	34.6	34.74	35.65	34.74
18 - 19	35.6	35	33.9	33.5	37	37.1	35	35	36.05	35
19 - 20	35	34.1	33.3	35	37.5	34	36.7	34.98	35.35	34.98
20 - 21	36.7	37.5	35	35	35	35	31.7	35.84	33.35	35.84
21 - 22	33.3	35	35	37.5	32.5	35	34.2	34.66	34.6	34.66
22 - 23	37.5	32.5	34.4	37.5	37.5	30	35	35.88	32.5	35.88
23 - 24	40	40	35	30	33.8	33.3	32.5	35.76	32.9	35.76
Totals	743.3	818.5	725.9	704.8	757	734.7	778.8			
% of Total	14.12%	15.55%	13.79%	13.39%	14.38%	13.96%	14.8%			

Incoming Weekly EightyFifthSpeeds
2025 Jan Ched Rd

from Thu-Nov-28-2024-01-00-PM to Fri-Jan-17-2025-05-59-AM

	30/12/2024	to	05/01/2025							
	Monday	Tuesday	Wednesday	Thursday	Friday	Saturday	Sunday	Week	Weekend	Week Day 85%
Hour	30/12/2024	31/12/2024	01/01/2025	02/01/2025	03/01/2025	04/01/2025	05/01/2025	Day Avg	Avg	Avg Speed
0 - 1	40	35	33.8	35	40	32.5	30	36.76	31.25	36.76
1 - 2	40	25	40	0	35	40	0	35	40	35
2 - 3	0	0	35	0	0	0	0	35	0	35
3 - 4	0	0	35	0	30	15	0	32.5	15	32.5
4 - 5	0	30	30	35	35	30	30	32.5	30	32.5
5 - 6	35	38.3	0	35	33.3	35	30	35.4	32.5	35.4
6 - 7	38.3	38.3	40	34.3	33.3	30	25	36.84	27.5	36.84
7 - 8	38	37.5	35	36.7	34.2	37.5	33.3	36.28	35.4	36.28
8 - 9	40	40	35	38.7	34.5	37.1	33.8	37.64	35.45	37.64
9 - 10	37.9	36.2	33.8	37.5	34.8	35.8	33.5	36.04	34.65	36.04
10 - 11	35	34.4	39	37.5	33.8	35	37.5	35.94	36.25	35.94
11 - 12	33.6	35.6	35	36.1	34	34.3	37.2	34.86	35.75	34.86
12 - 13	35.6	34.3	38.8	34.5	36.9	34.2	34.7	36.02	34.45	36.02
13 - 14	33.3	36.5	34.4	36.1	37.7	35.6	34.4	35.6	35	35.6
14 - 15	35	36.4	35	33.6	38.5	36.2	36.2	35.7	36.2	35.7
15 - 16	36.4	35.8	36.2	35.5	34.4	34.7	37.1	35.66	35.9	35.66
16 - 17	35.7	34.5	33.5	34.5	34.7	34.4	33.5	34.58	33.95	34.58
17 - 18	34.2	37.9	34.5	35	34.2	35.8	34.4	35.16	35.1	35.16
18 - 19	35	37.5	38	33.8	36.2	33.7	38.3	36.1	36	36.1
19 - 20	41.7	37	35	35	33	36.7	38.3	36.34	37.5	36.34
20 - 21	35	38	33	34.3	32.9	32.5	32.5	34.64	32.5	34.64
21 - 22	40	33.3	40	37.5	42.5	30	33.8	38.66	31.9	38.66
22 - 23	37.5	40	40	30	37.5	30	35	37	32.5	37
23 - 24	35	47.5	35	0	33.3	25	20	37.7	22.5	37.7
Totals	772.2	799	825	705.6	809.7	761	698.5			
% of Total	14.38%	14.88%	15.36%	13.14%	15.08%	14.17%	13.01%			

Incoming Weekly EightyFifthSpeeds
2025 Jan Ched Rd

from Thu-Nov-28-2024-01-00-PM to Fri-Jan-17-2025-05-59-AM

	06/01/2025	to	12/01/2025							
	Monday	Tuesday	Wednesday	Thursday	Friday	Saturday	Sunday	Week	Weekend	Week Day 85%
Hour	06/01/2025	07/01/2025	08/01/2025	09/01/2025	10/01/2025	11/01/2025	12/01/2025	Day Avg	Avg	Avg Speed
0 - 1	0	0	20	0	35	30	35	27.5	32.5	27.5
1 - 2	0	15	0	15	35	0	0	21.67	0	21.67
2 - 3	0	0	0	0	0	40	0	0	40	0
3 - 4	0	0	0	35	0	0	0	35	0	35
4 - 5	35	35	45	0	35	0	35	37.5	35	37.5
5 - 6	35	38.3	37.5	37.5	37.5	30	33.3	37.16	31.65	37.16
6 - 7	36.2	35	33.8	33.3	33.8	35	30	34.42	32.5	34.42
7 - 8	34.3	34.1	34.5	34.7	33.6	34.3	33.3	34.24	33.8	34.24
8 - 9	36.7	36.3	34.4	35.6	34.4	34.5	33.8	35.48	34.15	35.48
9 - 10	36.7	36	34.7	34.1	36.1	36.7	33.5	35.52	35.1	35.52
10 - 11	34.3	35	34.5	36.7	35	35	36.7	35.1	35.85	35.1
11 - 12	34.8	33.2	34.8	34.2	35	34.6	36.9	34.4	35.75	34.4
12 - 13	34.6	35	34.4	36.1	34.3	36	34.6	34.88	35.3	34.88
13 - 14	35	33	35	35	35	35.7	34.8	34.6	35.25	34.6
14 - 15	36.8	35.8	33.8	34.1	33.2	36.1	33.9	34.74	35	34.74
15 - 16	34.3	33.9	34.2	35	35	37	36.4	34.48	36.7	34.48
16 - 17	33.8	33.7	33.6	34.1	33.5	34.3	34.7	33.74	34.5	33.74
17 - 18	35	34.5	32.8	33.3	33.5	34.5	35	33.82	34.75	33.82
18 - 19	35	34.6	32.7	33.5	33.5	34	35	33.86	34.5	33.86
19 - 20	33.9	33.5	34.7	35	34.4	35	40	34.3	37.5	34.3
20 - 21	35	36.7	35	35	30	35	34.2	34.34	34.6	34.34
21 - 22	30	35	33.6	35	34.2	33.3	40	33.56	36.65	33.56
22 - 23	40	34.3	40	35	37.5	32.5	35	37.36	33.75	37.36
23 - 24	35	45	45	42.5	40	35	30	41.5	32.5	41.5
Totals	701.4	722.9	734	719.7	764.5	728.5	731.1			
% of Total	13.75%	14.17%	14.39%	14.11%	14.98%	14.28%	14.33%			

Incoming Weekly EightyFifthSpeeds
2025 Jan Ched Rd

from Thu-Nov-28-2024-01-00-PM to Fri-Jan-17-2025-05-59-AM

	13/01/2025	to	19/01/2025							
	Monday	Tuesday	Wednesday	Thursday	Friday	Saturday	Sunday	Week	Weekend	Week Day 85%
Hour	13/01/2025	14/01/2025	15/01/2025	16/01/2025	17/01/2025	18/01/2025	19/01/2025	Day Avg	Avg	Avg Speed
0 - 1	20	0	45	35	20	*	*	30	0	30
1 - 2	0	0	35	0	0	*	*	35	0	35
2 - 3	0	0	0	35	0	*	*	35	0	35
3 - 4	0	0	20	15	0	*	*	17.5	0	17.5
4 - 5	35	33.3	40	35	0	*	*	35.83	0	35.83
5 - 6	45	35	35	35	45	*	*	39	0	39
6 - 7	33.8	37	30	36.7	*	*	*	34.38	0	34.38
7 - 8	35	35.6	34.6	36.9	*	*	*	35.52	0	35.52
8 - 9	34.9	36.8	37.7	35.4	*	*	*	36.2	0	36.2
9 - 10	37.5	34.7	35.9	34.4	*	*	*	35.62	0	35.62
10 - 11	34.5	34.1	34.3	33.6	*	*	*	34.12	0	34.12
11 - 12	34.3	33.4	33.8	36.2	*	*	*	34.42	0	34.42
12 - 13	35.6	34.4	35	33.4	*	*	*	34.6	0	34.6
13 - 14	36.2	37.5	36.7	33.9	*	*	*	36.08	0	36.08
14 - 15	34.3	36.1	34	35	*	*	*	34.85	0	34.85
15 - 16	34.8	34.2	34.1	35.5	*	*	*	34.65	0	34.65
16 - 17	34.4	34.7	34.4	33.9	*	*	*	34.35	0	34.35
17 - 18	33.8	34.1	32.5	34.5	*	*	*	33.72	0	33.72
18 - 19	32.5	34.3	33.3	33.4	*	*	*	33.38	0	33.38
19 - 20	33.9	36.4	37	35	*	*	*	35.58	0	35.58
20 - 21	33.9	34	33.6	34.3	*	*	*	33.95	0	33.95
21 - 22	34.2	35	33.8	40	*	*	*	35.75	0	35.75
22 - 23	35	45	33.8	33	*	*	*	36.7	0	36.7
23 - 24	33.3	40	30	40	*	*	*	35.83	0	35.83
Totals	721.9	715.6	789.5	790.1	65	0	0			
% of Total	23.42%	23.22%	25.62%	25.64%	2.11%	0%	0%			

Incoming Monthly EightyFifthSpeeds
2025 Jan Ched Rd

from Thu-Nov-28-2024-01-00-PM to Fri-Jan-17-2025-05-59-AM

	Nov 2024							Week	Weekend	Week Day 85%
Hour	Monday	Tuesday	Wednesday	Thursday	Friday	Saturday	Sunday	Day Avg	Avg	Avg Speed
0 - 1	*	*	*	*	35	33.8	*	35	33.8	35
1 - 2	*	*	*	*	0	40	*	0	40	0
2 - 3	*	*	*	*	25	25	*	25	25	25
3 - 4	*	*	*	*	40	0	*	40	0	40
4 - 5	*	*	*	*	35	40	*	35	40	35
5 - 6	*	*	*	*	37.5	45	*	37.5	45	37.5
6 - 7	*	*	*	*	34	35	*	34	35	34
7 - 8	*	*	*	*	34.6	34.4	*	34.6	34.4	34.6
8 - 9	*	*	*	*	36.5	36.7	*	36.5	36.7	36.5
9 - 10	*	*	*	*	34	35.6	*	34	35.6	34
10 - 11	*	*	*	*	34.5	34.8	*	34.5	34.8	34.5
11 - 12	*	*	*	*	34.2	34.5	*	34.2	34.5	34.2
12 - 13	*	*	*	*	34.8	34.8	*	34.8	34.8	34.8
13 - 14	*	*	*	30	34.8	35	*	32.4	35	32.4
14 - 15	*	*	*	34.4	34.4	34.5	*	34.4	34.5	34.4
15 - 16	*	*	*	34.9	36.2	34.7	*	35.55	34.7	35.55
16 - 17	*	*	*	34	34	36.7	*	34	36.7	34
17 - 18	*	*	*	33.3	34	36	*	33.65	36	33.65
18 - 19	*	*	*	32.8	33.9	34.2	*	33.35	34.2	33.35
19 - 20	*	*	*	36.2	36.2	34.6	*	36.2	34.6	36.2
20 - 21	*	*	*	33.9	34	38	*	33.95	38	33.95
21 - 22	*	*	*	35	34.2	40	*	34.6	40	34.6
22 - 23	*	*	*	32.5	33.8	34.3	*	33.15	34.3	33.15
23 - 24	*	*	*	37.5	37.5	32.5	*	37.5	32.5	37.5

Incoming Monthly EightyFifthSpeeds
2025 Jan Ched Rd

from Thu-Nov-28-2024-01-00-PM to Fri-Jan-17-2025-05-59-AM

Hour	Dec 2024							Week Day Avg	Weekend Avg	Week Day 85% Avg Speed
	Monday	Tuesday	Wednesday	Thursday	Friday	Saturday	Sunday			
0 - 1	35	35	35	35	35	39.3	37.9	35	38.6	35
1 - 2	25	35	45	0	35	35	35	35	35	35
2 - 3	0	30	30	0	25	33.3	40	28.33	36.65	28.33
3 - 4	35	32.5	35	35	30	20	35	33.5	27.5	33.5
4 - 5	37.5	37.5	15	40	33.3	37.5	37.5	32.66	37.5	32.66
5 - 6	38.3	38.8	39.2	39.3	41.7	42.5	38.8	39.46	40.65	39.46
6 - 7	36.9	36.1	35.8	36.7	35.9	33.3	38	36.28	35.65	36.28
7 - 8	35.3	36	34.2	34.7	35	37.5	34.3	35.04	35.9	35.04
8 - 9	36.8	36.7	34.9	37.1	35.3	34.9	37.7	36.16	36.3	36.16
9 - 10	34.9	34.3	34.5	34.6	34.9	34.3	35.5	34.64	34.9	34.64
10 - 11	35.3	34.4	35.4	34.9	35.5	34.7	36.4	35.1	35.55	35.1
11 - 12	34.1	35.4	34.7	34.3	34.4	33.9	34.6	34.58	34.25	34.58
12 - 13	34.4	34.3	34.1	34.4	34.8	34.9	36.1	34.4	35.5	34.4
13 - 14	34.4	34.9	36.2	34.7	35.7	34.6	34.9	35.18	34.75	35.18
14 - 15	35.4	35.5	35	34.8	34.5	34.9	35	35.04	34.95	35.04
15 - 16	34.9	34.5	34.2	35.2	34.9	34.6	35.2	34.74	34.9	34.74
16 - 17	34.2	34.3	34.5	34.4	34.1	33.8	34.8	34.3	34.3	34.3
17 - 18	34.3	34.2	33.4	34.1	34.2	34.8	34.7	34.04	34.75	34.04
18 - 19	34.7	34.8	34.3	34.6	34.6	34.9	35.3	34.6	35.1	34.6
19 - 20	36.1	36.1	34.7	34.6	34.3	35.9	36.8	35.16	36.35	35.16
20 - 21	34.6	36.2	34.7	34.1	33.8	35	34.2	34.68	34.6	34.68
21 - 22	34	34.8	35	35.5	37.5	34	38.1	35.36	36.05	35.36
22 - 23	36.7	35.7	35	34.3	36	34.6	38.3	35.54	36.45	35.54
23 - 24	38.3	42.5	35	35	34.4	34.3	34.3	37.04	34.3	37.04

Incoming Monthly EightyFifthSpeeds
2025 Jan Ched Rd

from Thu-Nov-28-2024-01-00-PM to Fri-Jan-17-2025-05-59-AM

Hour	Jan 2025							Week Day Avg	Weekend Avg	Week Day 85% Avg Speed
	Monday	Tuesday	Wednesday	Thursday	Friday	Saturday	Sunday			
0 - 1	20	0	35	35	35	32.5	32.5	31.25	32.5	31.25
1 - 2	0	15	40	15	35	40	0	26.25	40	26.25
2 - 3	0	0	35	35	0	40	0	35	40	35
3 - 4	0	0	35	35	30	15	0	33.33	15	33.33
4 - 5	32.5	34.2	40	35	35	30	35	35.34	32.5	35.34
5 - 6	35	37.5	36.7	40	38	42.5	33.3	37.44	37.9	37.44
6 - 7	34.7	36.4	33.6	34.7	33.6	30	30	34.6	30	34.6
7 - 8	34.7	34.7	34.5	36.2	34	36	33.3	34.82	34.65	34.82
8 - 9	35.5	36.5	36.1	36.8	34.4	35.6	33.3	35.86	34.45	35.86
9 - 10	37.1	35	34.9	34.9	35	36.3	33.5	35.38	34.9	35.38
10 - 11	34.4	34.5	35	35.5	34.2	35	37.1	34.72	36.05	34.72
11 - 12	34.5	33.2	34.7	35	34.3	34.4	37.1	34.34	35.75	34.34
12 - 13	35	34.7	35.9	34.4	35.5	34.9	34.6	35.1	34.75	35.1
13 - 14	35.6	34.8	35.4	34.7	37.1	35.7	34.6	35.52	35.15	35.52
14 - 15	35.4	36.3	34.1	34.3	36.2	36.2	34.6	35.26	35.4	35.26
15 - 16	34.5	34	34.3	35.4	34.7	35.7	36.8	34.58	36.25	34.58
16 - 17	34.1	34.1	33.9	34.2	33.9	34.3	34.3	34.04	34.3	34.04
17 - 18	34.3	34.2	33	34.1	33.6	35.5	35	33.84	35.25	33.84
18 - 19	33.7	34.3	33.6	33.6	34.7	33.8	36.4	33.98	35.1	33.98
19 - 20	33.9	34.8	35	35.5	33.8	36	38.8	34.6	37.4	34.6
20 - 21	34.4	35	33.8	34.4	32.2	33.6	34.4	33.96	34	33.96
21 - 22	33.6	36.7	34.2	39.3	37.5	32.5	35	36.26	33.75	36.26
22 - 23	37.5	40	37.5	33.3	36.2	32.5	33.8	36.9	33.15	36.9
23 - 24	34	40	35	42.5	37.5	30	30	37.8	30	37.8

Summary of Violators
2025 Jan Ched Rd

from Thu-Nov-28-2024-01-00-PM to Fri-Jan-17-2025-05-59-AM

Starting Hour	Count	Average Speed of all Traffic	Violator Counts	Average Speed of Violators
00:00:00	0	N/A	N/A	N/A
01:00:00	0	N/A	N/A	N/A
02:00:00	0	N/A	N/A	N/A
03:00:00	0	N/A	N/A	N/A
04:00:00	0	N/A	N/A	N/A
05:00:00	0	N/A	N/A	N/A
06:00:00	0	N/A	N/A	N/A
07:00:00	0	N/A	N/A	N/A
08:00:00	0	N/A	N/A	N/A
09:00:00	0	N/A	N/A	N/A
10:00:00	0	N/A	N/A	N/A
11:00:00	0	N/A	N/A	N/A
12:00:00	0	N/A	N/A	N/A
13:00:00	0	N/A	N/A	N/A
14:00:00	48	8.8	4	37.5
15:00:00	85	7.4	13	39.4
16:00:00	63	7.7	5	37.5
17:00:00	62	6.2	2	37.5
18:00:00	60	6.9	3	37.5
19:00:00	42	9.3	4	37.5
20:00:00	24	15.2	3	40.8
21:00:00	16	16.4	2	37.5
22:00:00	9	20.3	0	0.0
23:00:00	7	22.5	2	37.5
00:00:00	2	27.5	0	0.0
01:00:00	1	17.5	0	0.0
02:00:00	0	N/A	N/A	N/A
03:00:00	3	20.0	1	37.5
04:00:00	1	32.5	0	0.0
05:00:00	7	28.6	2	37.5
06:00:00	11	20.0	1	37.5
07:00:00	32	12.7	3	42.5
08:00:00	84	8.1	16	39.1
09:00:00	94	5.1	5	39.5
10:00:00	53	7.0	6	37.5
11:00:00	60	8.4	6	39.2
12:00:00	52	10.2	7	37.5
13:00:00	49	10.8	9	38.6
14:00:00	58	8.4	5	39.5
15:00:00	73	7.6	15	38.5
16:00:00	62	5.5	3	37.5
17:00:00	73	7.1	6	37.5
18:00:00	77	7.9	6	40.0
19:00:00	35	12.6	6	38.3
20:00:00	21	12.7	1	42.5
21:00:00	11	19.8	1	37.5
22:00:00	10	24.5	1	37.5
23:00:00	6	26.3	2	37.5

Summary of Violators
2025 Jan Ched Rd

from Thu-Nov-28-2024-01-00-PM to Fri-Jan-17-2025-05-59-AM

00:00:00	5	18.5	0	0.0
01:00:00	2	35.0	1	37.5
02:00:00	1	22.5	0	0.0
03:00:00	0	N/A	N/A	N/A
04:00:00	2	22.5	1	37.5
05:00:00	3	35.8	1	42.5
06:00:00	7	17.9	1	37.5
07:00:00	16	16.7	1	37.5
08:00:00	35	14.7	7	38.9
09:00:00	53	9.7	9	39.2
10:00:00	53	11.1	9	39.2
11:00:00	52	8.8	5	37.5
12:00:00	54	9.7	7	38.2
13:00:00	60	7.3	8	38.1
14:00:00	60	9.0	9	39.7
15:00:00	62	8.1	8	38.1
16:00:00	47	11.2	7	39.6
17:00:00	32	10.2	7	37.5
18:00:00	30	13.1	3	39.2
19:00:00	38	8.6	4	37.5
20:00:00	23	19.7	5	38.5
21:00:00	7	25.7	4	37.5
22:00:00	14	19.1	1	42.5
23:00:00	9	20.8	1	37.5
00:00:00	8	28.4	2	37.5
01:00:00	2	30.0	0	0.0
02:00:00	2	20.0	0	0.0
03:00:00	1	32.5	0	0.0
04:00:00	1	27.5	0	0.0
05:00:00	3	25.0	1	47.5
06:00:00	4	25.6	1	37.5
07:00:00	9	25.3	2	37.5
08:00:00	26	20.8	9	39.7
09:00:00	40	10.2	10	38.5
10:00:00	42	10.8	8	37.5
11:00:00	58	8.2	7	38.2
12:00:00	57	9.3	9	38.1
13:00:00	57	8.4	5	37.5
14:00:00	57	9.4	3	40.8
15:00:00	54	9.3	5	39.5
16:00:00	54	9.6	11	38.0
17:00:00	31	10.7	2	37.5
18:00:00	31	16.9	7	40.4
19:00:00	12	19.0	2	40.0
20:00:00	14	22.9	3	39.2
21:00:00	9	25.3	2	40.0
22:00:00	5	15.5	1	42.5
23:00:00	2	30.0	0	0.0
00:00:00	1	32.5	0	0.0

Summary of Violators
2025 Jan Ched Rd

from Thu-Nov-28-2024-01-00-PM to Fri-Jan-17-2025-05-59-AM

01:00:00	2	20.0	0	0.0
02:00:00	0	N/A	N/A	N/A
03:00:00	1	32.5	0	0.0
04:00:00	0	N/A	N/A	N/A
05:00:00	4	25.6	2	37.5
06:00:00	19	17.8	4	37.5
07:00:00	38	8.9	7	37.5
08:00:00	97	5.9	21	38.0
09:00:00	63	7.4	8	38.8
10:00:00	58	8.8	6	39.2
11:00:00	53	9.7	6	39.2
12:00:00	57	8.1	4	40.0
13:00:00	44	9.1	5	37.5
14:00:00	62	10.3	11	40.2
15:00:00	75	6.0	12	37.9
16:00:00	61	9.3	8	40.6
17:00:00	60	8.8	5	39.5
18:00:00	48	8.8	2	37.5
19:00:00	38	9.2	3	39.2
20:00:00	22	15.3	2	37.5
21:00:00	17	17.2	1	37.5
22:00:00	3	30.8	0	0.0
23:00:00	3	30.8	0	0.0
00:00:00	0	N/A	N/A	N/A
01:00:00	0	N/A	N/A	N/A
02:00:00	3	16.7	0	0.0
03:00:00	1	32.5	0	0.0
04:00:00	0	N/A	N/A	N/A
05:00:00	5	31.5	1	37.5
06:00:00	10	25.0	2	40.0
07:00:00	49	10.8	5	39.5
08:00:00	98	6.6	19	39.1
09:00:00	67	8.3	10	39.0
10:00:00	55	8.0	4	38.8
11:00:00	46	9.6	6	38.3
12:00:00	46	9.8	3	37.5
13:00:00	36	15.3	14	38.9
14:00:00	67	8.7	10	38.5
15:00:00	87	6.0	8	37.5
16:00:00	68	6.9	8	38.8
17:00:00	81	6.2	4	42.5
18:00:00	49	8.6	4	37.5
19:00:00	39	9.9	3	39.2
20:00:00	29	15.3	5	38.5
21:00:00	14	19.8	2	37.5
22:00:00	9	17.5	1	37.5
23:00:00	5	27.0	1	52.5
00:00:00	3	22.5	0	0.0
01:00:00	0	N/A	N/A	N/A

Summary of Violators
2025 Jan Ched Rd

from Thu-Nov-28-2024-01-00-PM to Fri-Jan-17-2025-05-59-AM

02:00:00	0	N/A	N/A	N/A
03:00:00	1	12.5	0	0.0
04:00:00	0	N/A	N/A	N/A
05:00:00	3	34.2	2	37.5
06:00:00	11	19.8	2	37.5
07:00:00	56	11.1	6	40.8
08:00:00	91	7.1	20	38.3
09:00:00	71	7.8	9	39.2
10:00:00	53	7.7	9	37.5
11:00:00	58	8.7	5	38.5
12:00:00	52	9.4	9	38.6
13:00:00	62	9.8	7	38.9
14:00:00	50	11.1	5	39.5
15:00:00	69	7.5	5	38.5
16:00:00	63	8.8	7	39.6
17:00:00	93	5.8	9	38.6
18:00:00	61	7.5	5	38.5
19:00:00	44	12.3	5	42.5
20:00:00	33	12.3	5	38.5
21:00:00	16	17.3	2	37.5
22:00:00	8	16.3	3	37.5
23:00:00	6	32.5	1	42.5
00:00:00	1	32.5	0	0.0
01:00:00	0	N/A	N/A	N/A
02:00:00	0	N/A	N/A	N/A
03:00:00	1	32.5	0	0.0
04:00:00	0	N/A	N/A	N/A
05:00:00	6	27.9	2	40.0
06:00:00	22	15.1	6	38.3
07:00:00	47	7.7	2	37.5
08:00:00	97	6.0	15	39.8
09:00:00	55	9.1	9	38.6
10:00:00	47	9.4	8	38.8
11:00:00	58	7.1	4	37.5
12:00:00	70	7.0	8	38.8
13:00:00	48	10.1	5	37.5
14:00:00	45	11.3	5	38.5
15:00:00	59	6.8	1	42.5
16:00:00	58	7.6	3	37.5
17:00:00	49	8.6	2	37.5
18:00:00	44	9.9	3	37.5
19:00:00	37	9.4	0	0.0
20:00:00	34	13.3	2	37.5
21:00:00	13	16.9	0	0.0
22:00:00	11	21.4	1	37.5
23:00:00	0	N/A	N/A	N/A
00:00:00	3	20.0	0	0.0
01:00:00	5	20.5	0	0.0
02:00:00	0	N/A	N/A	N/A

Summary of Violators
2025 Jan Ched Rd

from Thu-Nov-28-2024-01-00-PM to Fri-Jan-17-2025-05-59-AM

03:00:00	2	17.5	0	0.0
04:00:00	0	N/A	N/A	N/A
05:00:00	8	29.7	2	42.5
06:00:00	15	19.7	5	38.5
07:00:00	42	12.3	6	40.8
08:00:00	81	7.4	15	38.8
09:00:00	67	8.0	15	38.2
10:00:00	58	8.6	12	38.3
11:00:00	64	8.7	13	38.7
12:00:00	56	8.4	7	38.2
13:00:00	50	10.4	9	38.6
14:00:00	62	7.3	3	42.5
15:00:00	80	7.0	7	38.2
16:00:00	63	7.7	3	39.2
17:00:00	68	7.2	3	39.2
18:00:00	53	8.2	5	37.5
19:00:00	34	12.2	4	37.5
20:00:00	29	12.4	2	40.0
21:00:00	13	19.2	1	37.5
22:00:00	12	22.3	2	40.0
23:00:00	12	22.3	1	42.5
00:00:00	6	19.2	3	37.5
01:00:00	5	29.5	1	37.5
02:00:00	2	27.5	0	0.0
03:00:00	2	12.5	0	0.0
04:00:00	0	N/A	N/A	N/A
05:00:00	4	33.8	2	42.5
06:00:00	3	32.5	1	37.5
07:00:00	14	18.6	2	37.5
08:00:00	33	11.4	6	37.5
09:00:00	33	13.9	4	40.0
10:00:00	45	9.6	5	37.5
11:00:00	52	9.4	4	38.8
12:00:00	59	8.1	5	38.5
13:00:00	40	8.6	1	42.5
14:00:00	43	9.9	3	37.5
15:00:00	49	9.3	13	37.5
16:00:00	53	6.5	2	37.5
17:00:00	47	8.0	4	40.0
18:00:00	52	8.4	3	37.5
19:00:00	42	11.7	9	38.1
20:00:00	18	14.9	2	40.0
21:00:00	20	18.5	3	39.2
22:00:00	16	19.2	1	37.5
23:00:00	24	13.4	2	37.5
00:00:00	7	30.7	5	39.5
01:00:00	2	27.5	0	0.0
02:00:00	3	24.2	1	37.5
03:00:00	0	N/A	N/A	N/A

Summary of Violators
2025 Jan Ched Rd

from Thu-Nov-28-2024-01-00-PM to Fri-Jan-17-2025-05-59-AM

04:00:00	1	32.5	0	0.0
05:00:00	0	N/A	N/A	N/A
06:00:00	5	32.5	2	37.5
07:00:00	7	19.6	0	0.0
08:00:00	18	14.6	4	37.5
09:00:00	30	14.7	6	39.2
10:00:00	45	10.8	9	38.6
11:00:00	52	9.9	6	38.3
12:00:00	48	9.8	9	37.5
13:00:00	52	7.5	2	37.5
14:00:00	51	8.4	7	38.9
15:00:00	43	10.5	5	37.5
16:00:00	38	13.3	6	38.3
17:00:00	33	11.6	4	37.5
18:00:00	16	15.0	2	37.5
19:00:00	16	17.3	2	37.5
20:00:00	14	20.4	1	37.5
21:00:00	8	19.4	0	0.0
22:00:00	8	24.4	3	40.8
23:00:00	1	27.5	0	0.0
00:00:00	1	27.5	0	0.0
01:00:00	1	17.5	0	0.0
02:00:00	0	N/A	N/A	N/A
03:00:00	0	N/A	N/A	N/A
04:00:00	0	N/A	N/A	N/A
05:00:00	5	25.0	2	40.0
06:00:00	15	13.2	1	37.5
07:00:00	44	10.2	4	40.0
08:00:00	86	7.5	15	39.2
09:00:00	61	8.2	13	37.9
10:00:00	49	8.8	10	38.0
11:00:00	53	9.0	7	38.2
12:00:00	54	7.5	4	37.5
13:00:00	47	9.3	3	39.2
14:00:00	54	6.3	3	37.5
15:00:00	62	10.2	10	41.0
16:00:00	67	9.6	7	38.9
17:00:00	73	6.0	2	37.5
18:00:00	47	10.9	7	39.6
19:00:00	33	12.9	3	39.2
20:00:00	19	13.6	1	37.5
21:00:00	12	18.8	0	0.0
22:00:00	15	22.0	4	43.8
23:00:00	3	30.8	0	0.0
00:00:00	0	N/A	N/A	N/A
01:00:00	2	27.5	0	0.0
02:00:00	1	32.5	0	0.0
03:00:00	0	N/A	N/A	N/A
04:00:00	0	N/A	N/A	N/A

Summary of Violators
2025 Jan Ched Rd

from Thu-Nov-28-2024-01-00-PM to Fri-Jan-17-2025-05-59-AM

05:00:00	2	32.5	1	37.5
06:00:00	16	14.7	5	37.5
07:00:00	50	10.5	8	38.8
08:00:00	96	7.1	12	39.2
09:00:00	80	7.3	11	38.9
10:00:00	49	8.7	8	37.5
11:00:00	60	8.1	9	38.6
12:00:00	62	8.3	5	37.5
13:00:00	62	8.8	9	38.1
14:00:00	47	9.1	3	37.5
15:00:00	75	7.5	8	38.8
16:00:00	85	6.3	9	37.5
17:00:00	79	7.1	7	39.6
18:00:00	57	8.3	6	38.3
19:00:00	41	8.6	3	39.2
20:00:00	27	16.7	8	38.1
21:00:00	19	16.1	2	37.5
22:00:00	15	15.0	3	39.2
23:00:00	10	18.0	2	37.5
00:00:00	3	27.5	0	0.0
01:00:00	0	N/A	N/A	N/A
02:00:00	1	22.5	0	0.0
03:00:00	1	32.5	0	0.0
04:00:00	0	N/A	N/A	N/A
05:00:00	3	23.3	2	37.5
06:00:00	19	14.1	4	37.5
07:00:00	53	7.7	3	37.5
08:00:00	101	5.4	10	38.0
09:00:00	59	9.8	13	38.7
10:00:00	52	10.8	7	38.9
11:00:00	58	10.5	10	38.5
12:00:00	55	8.2	3	37.5
13:00:00	55	9.3	6	38.3
14:00:00	55	11.1	12	38.3
15:00:00	83	6.4	14	39.3
16:00:00	73	7.0	5	38.5
17:00:00	97	5.3	5	39.5
18:00:00	72	8.2	8	40.0
19:00:00	45	10.6	5	38.5
20:00:00	23	16.0	3	39.2
21:00:00	17	13.2	0	0.0
22:00:00	13	15.4	0	0.0
23:00:00	1	32.5	0	0.0
00:00:00	0	N/A	N/A	N/A
01:00:00	0	N/A	N/A	N/A
02:00:00	0	N/A	N/A	N/A
03:00:00	0	N/A	N/A	N/A
04:00:00	0	N/A	N/A	N/A
05:00:00	4	26.9	3	37.5

Summary of Violators
2025 Jan Ched Rd

from Thu-Nov-28-2024-01-00-PM to Fri-Jan-17-2025-05-59-AM

06:00:00	14	17.1	1	37.5
07:00:00	45	11.1	6	40.0
08:00:00	106	5.9	29	39.2
09:00:00	73	7.3	9	37.5
10:00:00	63	8.5	10	39.0
11:00:00	67	8.7	7	38.9
12:00:00	78	6.0	1	37.5
13:00:00	53	9.4	6	38.3
14:00:00	71	9.6	9	39.2
15:00:00	76	8.1	8	38.1
16:00:00	57	8.8	6	39.2
17:00:00	73	7.0	4	41.3
18:00:00	79	6.8	14	38.2
19:00:00	45	10.3	7	38.2
20:00:00	22	11.1	1	37.5
21:00:00	12	17.7	1	37.5
22:00:00	29	10.3	2	37.5
23:00:00	7	20.4	0	0.0
00:00:00	4	32.5	1	37.5
01:00:00	2	27.5	1	37.5
02:00:00	2	20.0	0	0.0
03:00:00	2	30.0	0	0.0
04:00:00	0	N/A	N/A	N/A
05:00:00	5	33.5	2	40.0
06:00:00	21	14.3	1	42.5
07:00:00	43	11.3	7	40.4
08:00:00	80	6.9	12	37.9
09:00:00	71	6.7	7	37.5
10:00:00	53	8.4	6	39.2
11:00:00	67	8.9	6	38.3
12:00:00	59	7.7	5	37.5
13:00:00	60	7.7	6	38.3
14:00:00	60	7.1	3	39.2
15:00:00	67	7.8	13	37.9
16:00:00	65	7.1	5	38.5
17:00:00	70	7.1	6	38.3
18:00:00	66	6.9	8	37.5
19:00:00	35	13.1	4	38.8
20:00:00	26	11.5	1	37.5
21:00:00	10	28.8	3	37.5
22:00:00	9	15.8	0	0.0
23:00:00	6	25.4	1	37.5
00:00:00	8	16.9	1	37.5
01:00:00	3	35.8	1	42.5
02:00:00	0	N/A	N/A	N/A
03:00:00	1	27.5	0	0.0
04:00:00	1	12.5	0	0.0
05:00:00	1	42.5	1	42.5
06:00:00	7	26.4	1	37.5

Summary of Violators
2025 Jan Ched Rd

from Thu-Nov-28-2024-01-00-PM to Fri-Jan-17-2025-05-59-AM

07:00:00	16	22.3	7	38.2
08:00:00	42	10.3	7	37.5
09:00:00	66	8.1	8	38.1
10:00:00	58	9.0	7	38.2
11:00:00	69	8.4	4	37.5
12:00:00	65	7.8	6	37.5
13:00:00	62	10.3	10	39.5
14:00:00	75	7.6	7	38.9
15:00:00	54	10.0	14	38.9
16:00:00	58	7.6	7	37.5
17:00:00	40	9.6	4	38.8
18:00:00	43	10.2	3	37.5
19:00:00	39	14.7	7	41.1
20:00:00	17	19.4	1	37.5
21:00:00	10	20.3	1	37.5
22:00:00	8	23.8	1	42.5
23:00:00	8	21.9	1	37.5
00:00:00	6	25.0	0	0.0
01:00:00	6	30.0	2	37.5
02:00:00	4	30.0	1	42.5
03:00:00	3	20.0	0	0.0
04:00:00	1	32.5	0	0.0
05:00:00	3	29.2	1	37.5
06:00:00	0	N/A	N/A	N/A
07:00:00	10	22.3	2	37.5
08:00:00	15	19.2	6	37.5
09:00:00	49	10.1	6	39.2
10:00:00	52	11.3	11	38.4
11:00:00	74	7.1	9	38.1
12:00:00	55	8.5	8	38.1
13:00:00	66	8.1	6	40.0
14:00:00	44	11.4	11	38.0
15:00:00	35	14.2	10	39.0
16:00:00	43	11.6	6	40.0
17:00:00	37	11.0	6	38.3
18:00:00	34	14.2	6	39.2
19:00:00	15	18.5	1	37.5
20:00:00	5	17.5	0	0.0
21:00:00	11	21.6	4	38.8
22:00:00	11	21.8	2	42.5
23:00:00	4	23.1	0	0.0
00:00:00	2	15.0	0	0.0
01:00:00	1	22.5	0	0.0
02:00:00	0	N/A	N/A	N/A
03:00:00	1	32.5	0	0.0
04:00:00	2	25.0	1	37.5
05:00:00	5	20.5	1	37.5
06:00:00	16	20.2	3	37.5
07:00:00	36	12.4	6	37.5

Summary of Violators
2025 Jan Ched Rd

from Thu-Nov-28-2024-01-00-PM to Fri-Jan-17-2025-05-59-AM

08:00:00	89	6.9	16	39.1
09:00:00	67	8.3	10	38.5
10:00:00	51	11.0	9	38.6
11:00:00	62	9.6	15	38.8
12:00:00	69	6.4	4	38.8
13:00:00	56	10.7	8	41.9
14:00:00	54	9.4	13	37.9
15:00:00	87	6.1	12	38.3
16:00:00	62	8.4	5	39.5
17:00:00	50	11.0	7	40.4
18:00:00	60	9.6	12	38.3
19:00:00	44	11.9	10	40.0
20:00:00	19	20.4	3	39.2
21:00:00	9	13.3	0	0.0
22:00:00	8	23.8	1	47.5
23:00:00	2	30.0	0	0.0
00:00:00	1	32.5	0	0.0
01:00:00	1	27.5	0	0.0
02:00:00	1	27.5	0	0.0
03:00:00	0	N/A	N/A	N/A
04:00:00	1	32.5	0	0.0
05:00:00	6	29.6	3	37.5
06:00:00	15	15.3	2	37.5
07:00:00	52	8.5	5	38.5
08:00:00	107	5.6	20	37.8
09:00:00	80	7.7	11	38.4
10:00:00	66	7.5	6	39.2
11:00:00	66	8.9	9	38.6
12:00:00	54	7.8	2	45.0
13:00:00	77	6.4	6	37.5
14:00:00	61	8.6	7	40.4
15:00:00	90	5.6	13	37.5
16:00:00	50	8.8	5	38.5
17:00:00	84	6.6	6	38.3
18:00:00	60	7.7	10	39.0
19:00:00	55	8.7	9	38.1
20:00:00	21	16.3	3	44.2
21:00:00	16	22.2	4	38.8
22:00:00	21	14.8	2	37.5
23:00:00	4	33.8	1	47.5
00:00:00	2	8.8	0	0.0
01:00:00	0	N/A	N/A	N/A
02:00:00	0	N/A	N/A	N/A
03:00:00	1	22.5	0	0.0
04:00:00	1	12.5	0	0.0
05:00:00	5	37.5	3	40.8
06:00:00	19	14.6	4	37.5
07:00:00	55	10.2	4	38.8
08:00:00	101	6.6	10	40.5

Summary of Violators
2025 Jan Ched Rd

from Thu-Nov-28-2024-01-00-PM to Fri-Jan-17-2025-05-59-AM

09:00:00	79	6.8	6	37.5
10:00:00	66	7.9	10	38.5
11:00:00	63	7.3	2	42.5
12:00:00	68	6.6	2	37.5
13:00:00	56	9.7	11	38.0
14:00:00	62	7.9	6	38.3
15:00:00	72	6.7	4	38.8
16:00:00	80	7.7	11	38.4
17:00:00	90	5.3	6	37.5
18:00:00	49	9.5	7	38.2
19:00:00	43	10.8	4	38.8
20:00:00	19	15.8	3	39.2
21:00:00	16	17.0	4	38.8
22:00:00	17	20.7	3	39.2
23:00:00	14	24.1	2	37.5
00:00:00	0	N/A	N/A	N/A
01:00:00	0	N/A	N/A	N/A
02:00:00	0	N/A	N/A	N/A
03:00:00	0	N/A	N/A	N/A
04:00:00	1	12.5	0	0.0
05:00:00	7	30.0	4	38.8
06:00:00	21	17.1	5	37.5
07:00:00	59	8.9	8	39.4
08:00:00	111	5.6	20	38.3
09:00:00	89	7.4	12	39.2
10:00:00	71	7.0	4	37.5
11:00:00	75	7.4	8	38.1
12:00:00	60	8.1	6	37.5
13:00:00	62	10.0	13	39.0
14:00:00	62	7.1	6	38.3
15:00:00	81	7.8	19	38.3
16:00:00	71	8.9	10	40.0
17:00:00	86	5.9	11	37.5
18:00:00	60	9.3	6	39.2
19:00:00	43	11.2	8	39.4
20:00:00	22	16.6	4	37.5
21:00:00	19	20.9	4	37.5
22:00:00	20	12.8	2	37.5
23:00:00	6	27.9	2	40.0
00:00:00	5	21.0	1	37.5
01:00:00	0	N/A	N/A	N/A
02:00:00	0	N/A	N/A	N/A
03:00:00	0	N/A	N/A	N/A
04:00:00	0	N/A	N/A	N/A
05:00:00	5	36.5	2	42.5
06:00:00	17	17.6	2	37.5
07:00:00	32	9.3	1	37.5
08:00:00	99	5.3	13	37.5
09:00:00	73	7.3	9	37.5

Summary of Violators
2025 Jan Ched Rd

from Thu-Nov-28-2024-01-00-PM to Fri-Jan-17-2025-05-59-AM

10:00:00	77	8.0	11	38.9
11:00:00	59	9.7	10	40.0
12:00:00	73	8.5	10	39.0
13:00:00	65	8.1	13	38.7
14:00:00	77	6.8	11	38.4
15:00:00	81	6.3	10	37.5
16:00:00	66	9.3	14	39.3
17:00:00	71	7.5	7	38.2
18:00:00	70	8.5	8	40.0
19:00:00	44	10.6	4	40.0
20:00:00	22	13.2	1	37.5
21:00:00	8	20.6	2	37.5
22:00:00	14	25.5	6	40.0
23:00:00	8	17.2	0	0.0
00:00:00	16	24.1	6	39.2
01:00:00	4	27.5	0	0.0
02:00:00	2	32.5	0	0.0
03:00:00	2	17.5	0	0.0
04:00:00	3	23.3	2	37.5
05:00:00	2	37.5	1	42.5
06:00:00	7	21.8	0	0.0
07:00:00	10	23.5	1	37.5
08:00:00	32	14.1	4	38.8
09:00:00	55	9.7	8	38.8
10:00:00	62	7.9	5	38.5
11:00:00	50	10.6	7	38.2
12:00:00	62	7.5	5	38.5
13:00:00	52	9.6	11	38.0
14:00:00	48	8.1	3	37.5
15:00:00	46	10.4	5	40.5
16:00:00	67	6.9	3	37.5
17:00:00	54	7.9	9	37.5
18:00:00	34	14.0	6	40.0
19:00:00	32	11.6	4	40.0
20:00:00	13	22.9	4	40.0
21:00:00	20	18.8	3	40.8
22:00:00	10	18.8	1	37.5
23:00:00	8	15.6	2	37.5
00:00:00	4	26.9	3	37.5
01:00:00	0	N/A	N/A	N/A
02:00:00	4	35.0	2	40.0
03:00:00	2	35.0	1	37.5
04:00:00	0	N/A	N/A	N/A
05:00:00	1	37.5	1	37.5
06:00:00	2	37.5	2	37.5
07:00:00	2	32.5	0	0.0
08:00:00	16	20.9	4	41.3
09:00:00	38	9.7	4	38.8
10:00:00	65	8.0	10	38.5

Summary of Violators
2025 Jan Ched Rd

from Thu-Nov-28-2024-01-00-PM to Fri-Jan-17-2025-05-59-AM

11:00:00	49	8.8	8	37.5
12:00:00	43	12.4	7	38.9
13:00:00	41	12.8	11	39.3
14:00:00	52	9.1	13	39.0
15:00:00	45	9.7	10	38.0
16:00:00	39	12.8	6	37.5
17:00:00	37	10.1	3	37.5
18:00:00	26	18.9	5	39.5
19:00:00	28	13.6	8	38.8
20:00:00	11	21.4	1	42.5
21:00:00	11	23.6	2	40.0
22:00:00	5	27.0	2	37.5
23:00:00	3	29.2	1	37.5
00:00:00	0	N/A	N/A	N/A
01:00:00	1	27.5	0	0.0
02:00:00	0	N/A	N/A	N/A
03:00:00	0	N/A	N/A	N/A
04:00:00	1	32.5	0	0.0
05:00:00	3	35.8	2	40.0
06:00:00	13	22.1	2	40.0
07:00:00	21	18.2	6	37.5
08:00:00	54	8.8	9	37.5
09:00:00	70	7.7	9	38.1
10:00:00	70	8.4	9	38.1
11:00:00	77	7.8	6	40.0
12:00:00	67	6.3	6	37.5
13:00:00	71	8.8	6	41.7
14:00:00	69	9.1	13	40.2
15:00:00	50	8.7	6	37.5
16:00:00	63	8.0	7	38.9
17:00:00	58	8.6	6	38.3
18:00:00	50	9.8	7	38.2
19:00:00	41	11.2	8	38.8
20:00:00	23	12.8	3	39.2
21:00:00	12	23.3	1	37.5
22:00:00	11	24.3	1	37.5
23:00:00	13	27.5	5	40.5
00:00:00	3	30.8	1	37.5
01:00:00	1	37.5	1	37.5
02:00:00	0	N/A	N/A	N/A
03:00:00	2	27.5	0	0.0
04:00:00	1	12.5	0	0.0
05:00:00	4	35.0	2	40.0
06:00:00	9	15.3	0	0.0
07:00:00	12	25.8	2	40.0
08:00:00	46	11.3	11	38.9
09:00:00	44	8.2	7	37.5
10:00:00	78	7.9	8	38.8
11:00:00	73	8.1	13	38.7

Summary of Violators
2025 Jan Ched Rd

from Thu-Nov-28-2024-01-00-PM to Fri-Jan-17-2025-05-59-AM

12:00:00	51	9.4	7	38.9
13:00:00	61	8.6	8	38.8
14:00:00	60	8.8	10	39.0
15:00:00	65	9.7	8	40.0
16:00:00	34	13.8	7	38.9
17:00:00	34	15.1	6	38.3
18:00:00	39	11.2	5	37.5
19:00:00	22	13.5	1	37.5
20:00:00	25	18.2	6	38.3
21:00:00	7	28.6	2	37.5
22:00:00	7	23.6	0	0.0
23:00:00	9	19.2	2	40.0
00:00:00	1	32.5	0	0.0
01:00:00	2	42.5	2	42.5
02:00:00	1	27.5	0	0.0
03:00:00	0	N/A	N/A	N/A
04:00:00	0	N/A	N/A	N/A
05:00:00	0	N/A	N/A	N/A
06:00:00	0	N/A	N/A	N/A
07:00:00	1	37.5	1	37.5
08:00:00	13	19.8	1	37.5
09:00:00	20	16.5	3	37.5
10:00:00	30	12.5	6	38.3
11:00:00	50	11.3	10	38.5
12:00:00	45	11.1	8	38.1
13:00:00	38	13.8	13	39.0
14:00:00	29	12.8	5	37.5
15:00:00	21	18.3	6	38.3
16:00:00	16	20.0	3	39.2
17:00:00	26	15.3	3	37.5
18:00:00	19	13.8	1	42.5
19:00:00	16	15.8	1	37.5
20:00:00	21	16.2	2	37.5
21:00:00	14	19.8	3	39.2
22:00:00	8	24.1	0	0.0
23:00:00	16	16.4	3	37.5
00:00:00	3	20.0	0	0.0
01:00:00	0	N/A	N/A	N/A
02:00:00	0	N/A	N/A	N/A
03:00:00	1	22.5	0	0.0
04:00:00	1	32.5	0	0.0
05:00:00	0	N/A	N/A	N/A
06:00:00	0	N/A	N/A	N/A
07:00:00	1	37.5	1	37.5
08:00:00	8	23.8	1	37.5
09:00:00	19	21.7	6	39.2
10:00:00	35	12.1	12	38.3
11:00:00	62	8.6	8	38.8
12:00:00	58	9.8	10	39.0

Summary of Violators
2025 Jan Ched Rd

from Thu-Nov-28-2024-01-00-PM to Fri-Jan-17-2025-05-59-AM

13:00:00	60	9.1	8	38.1
14:00:00	33	12.3	8	38.1
15:00:00	37	11.0	13	37.5
16:00:00	34	13.6	4	38.8
17:00:00	25	17.8	5	39.5
18:00:00	33	10.3	1	37.5
19:00:00	20	13.4	2	37.5
20:00:00	17	21.5	3	37.5
21:00:00	17	17.9	2	40.0
22:00:00	15	20.3	4	37.5
23:00:00	7	30.4	2	40.0
00:00:00	5	23.5	1	37.5
01:00:00	1	32.5	0	0.0
02:00:00	0	N/A	N/A	N/A
03:00:00	1	12.5	0	0.0
04:00:00	1	32.5	0	0.0
05:00:00	0	N/A	N/A	N/A
06:00:00	6	15.0	0	0.0
07:00:00	10	26.5	5	39.5
08:00:00	21	16.7	2	42.5
09:00:00	37	10.9	7	38.2
10:00:00	58	9.1	8	39.4
11:00:00	54	8.5	6	41.7
12:00:00	66	7.3	7	38.2
13:00:00	56	10.8	9	38.6
14:00:00	53	8.7	15	37.8
15:00:00	45	10.2	8	39.4
16:00:00	41	8.8	7	37.5
17:00:00	43	10.1	3	37.5
18:00:00	31	13.3	7	37.5
19:00:00	13	19.6	2	37.5
20:00:00	11	24.3	2	40.0
21:00:00	6	13.8	0	0.0
22:00:00	11	25.2	3	37.5
23:00:00	6	24.6	0	0.0
00:00:00	2	30.0	0	0.0
01:00:00	3	30.8	0	0.0
02:00:00	0	N/A	N/A	N/A
03:00:00	2	27.5	0	0.0
04:00:00	0	N/A	N/A	N/A
05:00:00	0	N/A	N/A	N/A
06:00:00	4	15.0	0	0.0
07:00:00	7	23.2	2	37.5
08:00:00	27	16.3	5	39.5
09:00:00	36	11.9	4	38.8
10:00:00	36	11.6	7	40.4
11:00:00	53	8.7	5	37.5
12:00:00	57	8.8	8	37.5
13:00:00	53	11.9	11	39.8

Summary of Violators
2025 Jan Ched Rd

from Thu-Nov-28-2024-01-00-PM to Fri-Jan-17-2025-05-59-AM

14:00:00	40	10.6	5	39.5
15:00:00	54	9.9	7	40.4
16:00:00	36	10.6	5	37.5
17:00:00	33	12.7	8	38.1
18:00:00	33	10.9	7	37.5
19:00:00	27	14.2	3	39.2
20:00:00	8	23.8	1	52.5
21:00:00	7	21.1	1	42.5
22:00:00	10	19.3	1	42.5
23:00:00	8	17.2	0	0.0
00:00:00	4	32.5	1	37.5
01:00:00	2	30.0	1	37.5
02:00:00	0	N/A	N/A	N/A
03:00:00	0	N/A	N/A	N/A
04:00:00	1	37.5	1	37.5
05:00:00	1	32.5	0	0.0
06:00:00	2	32.5	0	0.0
07:00:00	8	18.4	1	37.5
08:00:00	16	17.8	2	37.5
09:00:00	25	16.1	5	37.5
10:00:00	35	14.6	10	38.0
11:00:00	43	9.7	5	39.5
12:00:00	50	10.7	12	39.2
13:00:00	53	8.8	8	38.1
14:00:00	47	9.4	5	38.5
15:00:00	41	10.7	4	38.8
16:00:00	36	12.4	6	38.3
17:00:00	25	13.7	3	39.2
18:00:00	35	13.2	5	38.5
19:00:00	18	19.7	3	39.2
20:00:00	16	13.9	2	37.5
21:00:00	7	17.1	0	0.0
22:00:00	11	21.4	2	37.5
23:00:00	5	28.5	0	0.0
00:00:00	3	29.2	0	0.0
01:00:00	2	37.5	2	37.5
02:00:00	0	N/A	N/A	N/A
03:00:00	0	N/A	N/A	N/A
04:00:00	0	N/A	N/A	N/A
05:00:00	1	32.5	0	0.0
06:00:00	4	33.8	2	37.5
07:00:00	12	26.3	4	37.5
08:00:00	21	18.0	7	38.9
09:00:00	48	12.2	11	39.8
10:00:00	44	13.6	8	41.3
11:00:00	70	8.6	6	38.3
12:00:00	66	8.1	8	38.8
13:00:00	61	7.0	3	37.5
14:00:00	54	8.7	7	37.5

Summary of Violators
2025 Jan Ched Rd

from Thu-Nov-28-2024-01-00-PM to Fri-Jan-17-2025-05-59-AM

15:00:00	53	10.7	10	38.0
16:00:00	44	10.8	7	38.2
17:00:00	38	12.2	5	40.5
18:00:00	27	15.5	4	38.8
19:00:00	17	17.2	4	41.3
20:00:00	24	17.2	4	38.8
21:00:00	12	16.9	1	37.5
22:00:00	7	30.7	3	40.8
23:00:00	9	20.6	1	37.5
00:00:00	1	32.5	0	0.0
01:00:00	2	22.5	0	0.0
02:00:00	1	22.5	0	0.0
03:00:00	0	N/A	N/A	N/A
04:00:00	0	N/A	N/A	N/A
05:00:00	3	32.5	1	37.5
06:00:00	5	25.0	2	37.5
07:00:00	10	23.3	5	37.5
08:00:00	30	18.1	11	40.7
09:00:00	43	13.4	11	40.2
10:00:00	40	9.8	3	37.5
11:00:00	62	9.1	11	39.3
12:00:00	64	7.7	6	38.3
13:00:00	55	9.5	12	37.9
14:00:00	50	10.9	10	39.5
15:00:00	35	12.4	6	38.3
16:00:00	40	11.5	5	37.5
17:00:00	46	11.1	7	38.9
18:00:00	38	14.3	11	38.9
19:00:00	30	10.6	5	37.5
20:00:00	18	17.8	8	37.5
21:00:00	11	16.4	0	0.0
22:00:00	9	23.6	1	42.5
23:00:00	9	28.6	5	42.5
00:00:00	4	23.1	0	0.0
01:00:00	9	22.2	2	37.5
02:00:00	4	35.0	2	40.0
03:00:00	3	32.5	0	0.0
04:00:00	1	12.5	0	0.0
05:00:00	1	27.5	0	0.0
06:00:00	2	35.0	1	37.5
07:00:00	3	23.3	1	37.5
08:00:00	10	21.3	1	37.5
09:00:00	8	26.6	1	37.5
10:00:00	15	23.5	6	39.2
11:00:00	37	10.7	3	37.5
12:00:00	34	13.8	11	38.4
13:00:00	29	11.7	6	37.5
14:00:00	27	14.2	2	37.5
15:00:00	24	16.4	5	37.5

Summary of Violators
2025 Jan Ched Rd

from Thu-Nov-28-2024-01-00-PM to Fri-Jan-17-2025-05-59-AM

16:00:00	28	13.8	3	39.2
17:00:00	24	14.3	2	40.0
18:00:00	24	13.1	3	37.5
19:00:00	12	25.6	4	40.0
20:00:00	9	23.1	0	0.0
21:00:00	4	21.9	0	0.0
22:00:00	5	32.5	2	37.5
23:00:00	0	N/A	N/A	N/A
00:00:00	3	30.8	0	0.0
01:00:00	0	N/A	N/A	N/A
02:00:00	0	N/A	N/A	N/A
03:00:00	0	N/A	N/A	N/A
04:00:00	1	32.5	0	0.0
05:00:00	1	42.5	1	42.5
06:00:00	12	18.3	0	0.0
07:00:00	25	19.1	6	39.2
08:00:00	56	10.4	17	38.7
09:00:00	51	10.6	13	38.3
10:00:00	52	9.9	18	38.9
11:00:00	61	9.1	11	38.0
12:00:00	64	7.5	8	37.5
13:00:00	58	8.9	10	38.5
14:00:00	57	7.9	4	38.8
15:00:00	53	7.8	5	37.5
16:00:00	60	7.1	10	37.5
17:00:00	44	11.4	6	38.3
18:00:00	37	12.2	5	38.5
19:00:00	30	12.0	3	37.5
20:00:00	12	21.5	1	37.5
21:00:00	10	16.8	3	39.2
22:00:00	8	14.4	0	0.0
23:00:00	0	N/A	N/A	N/A
00:00:00	2	32.5	1	37.5
01:00:00	2	25.0	0	0.0
02:00:00	0	N/A	N/A	N/A
03:00:00	1	27.5	0	0.0
04:00:00	0	N/A	N/A	N/A
05:00:00	6	21.7	1	37.5
06:00:00	11	17.0	0	0.0
07:00:00	34	14.6	4	40.0
08:00:00	38	11.7	5	37.5
09:00:00	54	8.7	4	37.5
10:00:00	61	8.2	6	37.5
11:00:00	57	7.7	3	37.5
12:00:00	70	7.9	11	38.9
13:00:00	56	9.2	15	38.5
14:00:00	57	11.8	13	39.0
15:00:00	54	10.3	9	39.2
16:00:00	51	10.0	7	38.2

Summary of Violators
2025 Jan Ched Rd

from Thu-Nov-28-2024-01-00-PM to Fri-Jan-17-2025-05-59-AM

17:00:00	33	11.1	3	37.5
18:00:00	57	9.2	9	38.1
19:00:00	26	15.3	3	42.5
20:00:00	22	12.3	0	0.0
21:00:00	15	25.5	4	42.5
22:00:00	7	23.9	2	37.5
23:00:00	7	17.1	0	0.0
00:00:00	4	28.8	0	0.0
01:00:00	2	32.5	1	37.5
02:00:00	0	N/A	N/A	N/A
03:00:00	0	N/A	N/A	N/A
04:00:00	3	13.3	0	0.0
05:00:00	2	37.5	1	42.5
06:00:00	4	21.9	0	0.0
07:00:00	9	17.5	2	37.5
08:00:00	27	14.9	7	38.2
09:00:00	35	11.9	7	37.5
10:00:00	57	8.1	6	37.5
11:00:00	58	9.4	8	38.8
12:00:00	61	8.3	6	37.5
13:00:00	64	8.4	10	39.5
14:00:00	49	8.5	10	37.5
15:00:00	44	10.9	6	37.5
16:00:00	43	9.6	4	37.5
17:00:00	43	10.3	8	39.4
18:00:00	38	9.3	1	37.5
19:00:00	24	13.8	3	40.8
20:00:00	12	20.0	1	37.5
21:00:00	13	15.0	0	0.0
22:00:00	5	31.5	1	47.5
23:00:00	5	15.0	0	0.0
00:00:00	5	23.5	0	0.0
01:00:00	0	N/A	N/A	N/A
02:00:00	0	N/A	N/A	N/A
03:00:00	0	N/A	N/A	N/A
04:00:00	1	27.5	0	0.0
05:00:00	2	25.0	0	0.0
06:00:00	1	27.5	0	0.0
07:00:00	8	21.9	1	37.5
08:00:00	9	16.7	0	0.0
09:00:00	20	13.8	0	0.0
10:00:00	35	13.6	7	38.9
11:00:00	29	13.4	8	37.5
12:00:00	45	10.9	6	38.3
13:00:00	43	12.4	6	38.3
14:00:00	31	12.3	4	40.0
15:00:00	36	13.8	9	38.1
16:00:00	38	10.8	4	37.5
17:00:00	23	12.6	2	37.5

Summary of Violators
2025 Jan Ched Rd

from Thu-Nov-28-2024-01-00-PM to Fri-Jan-17-2025-05-59-AM

18:00:00	22	18.2	6	40.0
19:00:00	13	20.0	3	39.2
20:00:00	6	23.8	1	37.5
21:00:00	11	18.0	0	0.0
22:00:00	4	33.8	1	37.5
23:00:00	1	17.5	0	0.0
00:00:00	0	N/A	N/A	N/A
01:00:00	0	N/A	N/A	N/A
02:00:00	0	N/A	N/A	N/A
03:00:00	0	N/A	N/A	N/A
04:00:00	0	N/A	N/A	N/A
05:00:00	3	32.5	0	0.0
06:00:00	17	15.0	4	37.5
07:00:00	43	8.7	3	37.5
08:00:00	52	9.1	9	38.1
09:00:00	53	10.1	10	38.5
10:00:00	52	11.2	7	41.1
11:00:00	50	10.4	8	38.8
12:00:00	38	10.9	4	37.5
13:00:00	49	11.0	7	38.9
14:00:00	61	9.8	11	38.4
15:00:00	66	8.1	9	38.1
16:00:00	80	7.1	7	38.9
17:00:00	52	8.7	5	38.5
18:00:00	44	13.0	8	40.0
19:00:00	32	12.5	3	37.5
20:00:00	22	14.1	2	37.5
21:00:00	7	22.1	0	0.0
22:00:00	3	30.8	1	37.5
23:00:00	1	32.5	0	0.0
00:00:00	1	32.5	0	0.0
01:00:00	1	12.5	0	0.0
02:00:00	0	N/A	N/A	N/A
03:00:00	0	N/A	N/A	N/A
04:00:00	2	16.3	0	0.0
05:00:00	5	28.0	3	37.5
06:00:00	14	17.9	2	40.0
07:00:00	51	9.4	5	39.5
08:00:00	104	5.3	18	37.8
09:00:00	76	7.5	14	38.2
10:00:00	51	10.7	7	38.9
11:00:00	58	7.8	5	37.5
12:00:00	51	10.0	3	40.8
13:00:00	46	11.8	8	39.4
14:00:00	59	8.0	3	37.5
15:00:00	84	6.6	10	39.5
16:00:00	46	9.8	3	37.5
17:00:00	69	6.8	7	37.5
18:00:00	38	11.8	5	40.5

Summary of Violators
2025 Jan Ched Rd

from Thu-Nov-28-2024-01-00-PM to Fri-Jan-17-2025-05-59-AM

19:00:00	47	8.2	2	37.5
20:00:00	15	18.8	3	37.5
21:00:00	8	18.4	1	37.5
22:00:00	9	22.2	2	40.0
23:00:00	4	28.1	2	40.0
00:00:00	3	20.8	0	0.0
01:00:00	1	12.5	0	0.0
02:00:00	0	N/A	N/A	N/A
03:00:00	0	N/A	N/A	N/A
04:00:00	2	13.8	0	0.0
05:00:00	5	34.5	2	40.0
06:00:00	18	16.9	2	37.5
07:00:00	58	8.1	7	38.9
08:00:00	112	5.4	11	38.4
09:00:00	59	7.8	9	38.1
10:00:00	55	8.0	4	38.8
11:00:00	49	10.7	8	39.4
12:00:00	62	8.5	7	37.5
13:00:00	38	11.6	7	38.9
14:00:00	69	6.6	4	38.8
15:00:00	90	5.7	9	38.6
16:00:00	79	6.9	7	37.5
17:00:00	99	4.4	2	42.5
18:00:00	112	4.2	9	37.5
19:00:00	54	9.8	7	38.2
20:00:00	31	12.1	3	40.8
21:00:00	16	15.6	1	42.5
22:00:00	10	23.8	3	40.8
23:00:00	2	37.5	1	42.5
00:00:00	0	N/A	N/A	N/A
01:00:00	0	N/A	N/A	N/A
02:00:00	1	12.5	0	0.0
03:00:00	1	32.5	0	0.0
04:00:00	0	N/A	N/A	N/A
05:00:00	3	30.8	1	37.5
06:00:00	20	17.1	2	37.5
07:00:00	38	10.1	5	37.5
08:00:00	97	5.2	15	37.5
09:00:00	68	6.7	11	38.0
10:00:00	39	12.9	7	38.2
11:00:00	54	8.6	5	39.5
12:00:00	60	9.0	9	38.1
13:00:00	45	11.2	7	38.9
14:00:00	57	8.9	7	38.2
15:00:00	64	8.8	10	39.0
16:00:00	58	8.3	5	38.5
17:00:00	79	5.7	3	37.5
18:00:00	52	9.0	4	38.8
19:00:00	30	10.6	4	37.5

Summary of Violators
2025 Jan Ched Rd

from Thu-Nov-28-2024-01-00-PM to Fri-Jan-17-2025-05-59-AM

20:00:00	11	22.7	2	37.5
21:00:00	14	15.4	1	37.5
22:00:00	8	25.0	2	40.0
23:00:00	4	26.9	3	40.8
00:00:00	2	25.0	0	0.0
01:00:00	0	N/A	N/A	N/A
02:00:00	1	32.5	0	0.0
03:00:00	0	N/A	N/A	N/A
04:00:00	0	N/A	N/A	N/A
05:00:00	8	25.0	4	37.5
06:00:00	17	13.8	1	37.5
07:00:00	43	9.1	2	37.5
08:00:00	84	5.6	7	37.5
09:00:00	74	6.8	13	38.3
10:00:00	45	10.5	5	38.5
11:00:00	51	10.0	7	39.6
12:00:00	41	9.7	4	37.5
13:00:00	56	10.8	11	39.8
14:00:00	56	8.6	4	38.8
15:00:00	53	7.6	7	37.5
16:00:00	82	6.6	9	37.5
17:00:00	77	6.0	3	39.2
18:00:00	66	6.4	3	37.5
19:00:00	30	13.2	6	38.3
20:00:00	18	15.0	0	0.0
21:00:00	9	23.6	1	37.5
22:00:00	10	27.3	2	37.5
23:00:00	7	27.9	2	40.0
00:00:00	3	25.8	1	37.5
01:00:00	1	27.5	0	0.0
02:00:00	0	N/A	N/A	N/A
03:00:00	2	30.0	1	37.5
04:00:00	0	N/A	N/A	N/A
05:00:00	3	32.5	1	42.5
06:00:00	4	21.9	0	0.0
07:00:00	14	17.9	1	42.5
08:00:00	23	15.9	3	40.8
09:00:00	35	11.4	6	37.5
10:00:00	45	11.3	11	38.0
11:00:00	59	7.9	4	38.8
12:00:00	66	8.4	8	38.1
13:00:00	52	9.4	11	38.0
14:00:00	50	10.1	11	38.9
15:00:00	44	10.1	9	37.5
16:00:00	45	9.6	7	38.9
17:00:00	40	9.4	4	37.5
18:00:00	37	10.9	2	40.0
19:00:00	15	22.2	3	37.5
20:00:00	20	18.5	3	39.2

Summary of Violators
2025 Jan Ched Rd

from Thu-Nov-28-2024-01-00-PM to Fri-Jan-17-2025-05-59-AM

21:00:00	8	20.6	0	0.0
22:00:00	13	17.3	1	37.5
23:00:00	8	17.2	0	0.0
00:00:00	2	22.5	0	0.0
01:00:00	0	N/A	N/A	N/A
02:00:00	0	N/A	N/A	N/A
03:00:00	0	N/A	N/A	N/A
04:00:00	1	32.5	0	0.0
05:00:00	2	32.5	0	0.0
06:00:00	2	30.0	0	0.0
07:00:00	8	17.2	0	0.0
08:00:00	12	16.9	0	0.0
09:00:00	23	17.9	2	37.5
10:00:00	61	8.0	8	38.8
11:00:00	51	11.3	14	40.0
12:00:00	57	8.4	7	38.2
13:00:00	60	6.6	6	38.3
14:00:00	42	9.8	2	37.5
15:00:00	56	11.0	12	39.2
16:00:00	33	9.1	2	37.5
17:00:00	27	16.6	5	38.5
18:00:00	34	9.3	5	37.5
19:00:00	9	19.4	0	0.0
20:00:00	9	24.2	2	40.0
21:00:00	12	25.2	3	40.8
22:00:00	4	23.1	0	0.0
23:00:00	8	10.3	0	0.0
00:00:00	1	17.5	0	0.0
01:00:00	0	N/A	N/A	N/A
02:00:00	0	N/A	N/A	N/A
03:00:00	0	N/A	N/A	N/A
04:00:00	1	27.5	0	0.0
05:00:00	3	32.5	1	42.5
06:00:00	21	13.0	2	37.5
07:00:00	49	7.8	5	37.5
08:00:00	92	6.5	18	38.6
09:00:00	68	8.7	9	40.3
10:00:00	40	12.6	7	38.9
11:00:00	63	7.8	6	38.3
12:00:00	65	8.2	9	38.1
13:00:00	41	11.2	6	39.2
14:00:00	51	10.2	5	38.5
15:00:00	55	10.2	7	41.1
16:00:00	66	8.0	8	38.1
17:00:00	70	5.6	1	47.5
18:00:00	44	9.8	4	37.5
19:00:00	36	10.1	3	37.5
20:00:00	20	13.6	1	37.5
21:00:00	12	17.3	0	0.0

Summary of Violators
2025 Jan Ched Rd

from Thu-Nov-28-2024-01-00-PM to Fri-Jan-17-2025-05-59-AM

22:00:00	12	20.8	2	40.0
23:00:00	4	23.1	0	0.0
00:00:00	0	N/A	N/A	N/A
01:00:00	0	N/A	N/A	N/A
02:00:00	0	N/A	N/A	N/A
03:00:00	0	N/A	N/A	N/A
04:00:00	2	30.0	0	0.0
05:00:00	3	23.3	1	37.5
06:00:00	22	14.7	2	37.5
07:00:00	49	11.2	10	39.5
08:00:00	88	6.1	16	37.8
09:00:00	77	7.6	13	40.2
10:00:00	40	10.8	4	37.5
11:00:00	73	7.5	5	38.5
12:00:00	50	8.2	5	37.5
13:00:00	46	11.4	10	38.5
14:00:00	48	9.8	9	37.5
15:00:00	70	9.1	8	40.6
16:00:00	59	10.2	8	38.8
17:00:00	74	6.5	7	38.2
18:00:00	55	8.7	6	37.5
19:00:00	43	12.2	10	38.0
20:00:00	18	17.1	1	37.5
21:00:00	10	22.5	1	37.5
22:00:00	8	30.6	2	37.5
23:00:00	6	29.6	3	42.5
00:00:00	2	30.0	1	42.5
01:00:00	1	32.5	0	0.0
02:00:00	0	N/A	N/A	N/A
03:00:00	1	17.5	0	0.0
04:00:00	1	27.5	0	0.0
05:00:00	5	33.5	2	37.5
06:00:00	29	11.9	1	37.5
07:00:00	48	8.9	5	39.5
08:00:00	93	6.2	19	38.3
09:00:00	72	7.7	18	38.1
10:00:00	49	11.1	8	39.4
11:00:00	44	9.4	2	37.5
12:00:00	70	8.3	11	38.0
13:00:00	47	12.0	9	39.2
14:00:00	58	6.8	2	37.5
15:00:00	69	7.9	9	38.6
16:00:00	59	8.5	5	39.5
17:00:00	81	7.2	5	41.5
18:00:00	61	6.1	1	37.5
19:00:00	31	11.6	5	38.5
20:00:00	29	14.0	3	39.2
21:00:00	8	22.5	1	37.5
22:00:00	11	15.9	0	0.0

Summary of Violators
2025 Jan Ched Rd

from Thu-Nov-28-2024-01-00-PM to Fri-Jan-17-2025-05-59-AM

23:00:00	2	32.5	1	37.5
00:00:00	0	N/A	N/A	N/A
01:00:00	1	32.5	0	0.0
02:00:00	0	N/A	N/A	N/A
03:00:00	1	32.5	0	0.0
04:00:00	1	12.5	0	0.0
05:00:00	4	35.0	1	42.5
06:00:00	15	17.2	1	37.5
07:00:00	56	9.4	15	38.8
08:00:00	86	7.0	15	38.5
09:00:00	72	6.8	8	37.5
10:00:00	46	10.1	4	40.0
11:00:00	60	7.7	6	38.3
12:00:00	68	7.2	8	38.1
13:00:00	50	10.0	5	40.5
14:00:00	67	7.4	7	38.2
15:00:00	71	8.1	12	38.3
16:00:00	69	7.3	5	39.5
17:00:00	71	6.7	6	37.5
18:00:00	66	8.7	6	40.8
19:00:00	24	14.1	3	37.5
20:00:00	19	18.0	2	40.0
21:00:00	10	29.8	4	38.8
22:00:00	14	19.5	2	40.0
23:00:00	3	34.2	1	37.5

Incoming Histogram

2025 Jan Ched Rd

from Thu-Nov-28-2024-01-00-PM to Fri-Jan-17-2025-05-59-AM

Date	Starting Hr:min	<15	15 to <20	20 to <25	25 to <30	30 to <35	35 to <40	40 to <45	45 to <50	50 to <55	55 to <60	60 to <65	65 to <70	70 to <75	75 to <80	80 to <85	85 to <90	90 to <95	95 to <100	100 to >105	Total Counts	Avg Speed (MPH)	85pet Speed	10MPH Pace	% in pace	# of Speeders	% Speeders	
28/11/2024	00:00	*	*	*	*	*	*	*	*	*	*	*	*	*	*	*	*	*	*	*	*	*	*	*	*	*	*	
28/11/2024	01:00	*	*	*	*	*	*	*	*	*	*	*	*	*	*	*	*	*	*	*	*	*	*	*	*	*	*	
28/11/2024	02:00	*	*	*	*	*	*	*	*	*	*	*	*	*	*	*	*	*	*	*	*	*	*	*	*	*	*	
28/11/2024	03:00	*	*	*	*	*	*	*	*	*	*	*	*	*	*	*	*	*	*	*	*	*	*	*	*	*	*	
28/11/2024	04:00	*	*	*	*	*	*	*	*	*	*	*	*	*	*	*	*	*	*	*	*	*	*	*	*	*	*	
28/11/2024	05:00	*	*	*	*	*	*	*	*	*	*	*	*	*	*	*	*	*	*	*	*	*	*	*	*	*	*	
28/11/2024	06:00	*	*	*	*	*	*	*	*	*	*	*	*	*	*	*	*	*	*	*	*	*	*	*	*	*	*	
28/11/2024	07:00	*	*	*	*	*	*	*	*	*	*	*	*	*	*	*	*	*	*	*	*	*	*	*	*	*	*	
28/11/2024	08:00	*	*	*	*	*	*	*	*	*	*	*	*	*	*	*	*	*	*	*	*	*	*	*	*	*	*	
28/11/2024	09:00	*	*	*	*	*	*	*	*	*	*	*	*	*	*	*	*	*	*	*	*	*	*	*	*	*	*	
28/11/2024	10:00	*	*	*	*	*	*	*	*	*	*	*	*	*	*	*	*	*	*	*	*	*	*	*	*	*	*	
28/11/2024	11:00	*	*	*	*	*	*	*	*	*	*	*	*	*	*	*	*	*	*	*	*	*	*	*	*	*	*	
28/11/2024	12:00	*	*	*	*	*	*	*	*	*	*	*	*	*	*	*	*	*	*	*	*	*	*	*	*	*	*	
28/11/2024	13:00	0	0	2	1	0	0	0	0	0	0	0	0	0	0	0	0	0	0	0	0	3	24	30	20 to 30	100.0	*	*
28/11/2024	14:00	1	1	7	22	25	6	0	0	0	0	0	0	0	0	0	0	0	0	0	0	62	29.4	34.4	25 to 35	75.8	6	9.7
28/11/2024	15:00	1	1	10	28	34	9	1	2	0	0	0	0	0	0	0	0	0	0	0	86	30.2	34.9	25 to 35	72.1	12	14.0	
28/11/2024	16:00	1	3	8	24	15	5	0	0	0	0	0	0	0	0	0	0	0	0	0	56	28.1	34	25 to 35	69.6	5	8.9	
28/11/2024	17:00	0	0	11	31	24	2	0	0	0	0	0	0	0	0	0	0	0	0	0	68	28.7	33.3	25 to 35	80.9	2	2.9	
28/11/2024	18:00	2	4	7	28	16	2	0	0	0	0	0	0	0	0	0	0	0	0	0	59	27.2	32.8	25 to 35	74.6	2	3.4	
28/11/2024	19:00	0	1	3	15	11	4	2	0	0	0	0	0	0	0	0	0	0	0	0	36	30.2	36.2	25 to 35	72.2	6	16.7	
28/11/2024	20:00	0	0	2	8	9	1	0	0	0	0	0	0	0	0	0	0	0	0	0	20	29.5	33.9	25 to 35	85.0	1	5.0	
28/11/2024	21:00	0	0	3	4	4	2	0	0	0	0	0	0	0	0	0	0	0	0	0	13	29.2	35	25 to 35	61.5	2	15.4	
28/11/2024	22:00	1	0	1	3	2	0	0	0	0	0	0	0	0	0	0	0	0	0	0	7	25.7	32.5	25 to 35	71.4	*	*	
28/11/2024	23:00	0	0	0	3	1	2	0	0	0	0	0	0	0	0	0	0	0	0	0	6	31.5	37.5	25 to 35	66.7	2	33.3	
24 Hr Summary		6	10	54	167	141	33	3	2	0	0	0	0	0	0	0	0	0	0	0	416	29	34.1	25 to 35	74.0	38	9.1	

Incoming Histogram

2025 Jan Ched Rd

from Thu-Nov-28-2024-01-00-PM to Fri-Jan-17-2025-05-59-AM

Date	Starting Hr:min	<15	15 to <20	20 to <25	25 to <30	30 to <35	35 to <40	40 to <45	45 to <50	50 to <55	55 to <60	60 to <65	65 to <70	70 to <75	75 to <80	80 to <85	85 to <90	90 to <95	95 to <100	100 to >105	Total Counts	Avg Speed (MPH)	85pet Speed	10MPH Pace	% in pace	# of Speeders	% Speeders	
29/11/2024	00:00	0	1	1	0	1	0	0	0	0	0	0	0	0	0	0	0	0	0	0	0	3	23.7	35	15 to 25	66.7	*	*
29/11/2024	01:00	0	0	0	0	0	0	0	0	0	0	0	0	0	0	0	0	0	0	0	0	0	0	0	*	*	*	*
29/11/2024	02:00	0	0	2	0	0	0	0	0	0	0	0	0	0	0	0	0	0	0	0	2	22.5	25	15 to 25	100.0	*	*	
29/11/2024	03:00	0	0	0	0	0	1	0	0	0	0	0	0	0	0	0	0	0	0	0	1	37	40	30 to 40	100.0	1	100.0	
29/11/2024	04:00	0	0	0	0	2	0	0	0	0	0	0	0	0	0	0	0	0	0	0	2	32	35	25 to 35	100.0	*	*	
29/11/2024	05:00	0	0	0	2	4	2	0	0	0	0	0	0	0	0	0	0	0	0	0	8	32.1	37.5	25 to 35	75.0	2	25.0	
29/11/2024	06:00	1	0	1	5	5	1	0	0	0	0	0	0	0	0	0	0	0	0	0	13	28.4	34	25 to 35	76.9	1	7.7	
29/11/2024	07:00	0	1	2	11	28	4	0	0	1	0	0	0	0	0	0	0	0	0	0	47	31.3	34.6	25 to 35	83.0	5	10.6	
29/11/2024	08:00	2	0	10	33	28	10	5	1	0	0	0	0	0	0	0	0	0	0	0	89	30.3	36.5	25 to 35	68.5	16	18.0	
29/11/2024	09:00	0	4	13	30	30	7	0	0	0	0	0	0	0	0	0	0	0	0	0	84	28.8	34	25 to 35	71.4	7	8.3	
29/11/2024	10:00	1	0	2	18	30	4	2	0	0	0	0	0	0	0	0	0	0	0	0	57	30.9	34.5	25 to 35	84.2	6	10.5	
29/11/2024	11:00	1	2	6	17	26	5	0	0	0	0	0	0	0	0	0	0	0	0	0	57	29.4	34.2	25 to 35	75.4	5	8.8	
29/11/2024	12:00	3	0	5	7	26	6	0	0	0	0	0	0	0	0	0	0	0	0	0	47	29.8	34.8	25 to 35	70.2	6	12.8	
29/11/2024	13:00	1	3	4	13	24	6	0	1	0	0	0	0	0	0	0	0	0	0	0	52	30	34.8	25 to 35	71.2	7	13.5	
29/11/2024	14:00	2	3	6	21	25	3	4	0	0	0	0	0	0	0	0	0	0	0	0	64	29.4	34.4	25 to 35	71.9	7	10.9	
29/11/2024	15:00	1	1	3	19	28	12	1	0	0	0	0	0	0	0	0	0	0	0	0	65	31	36.2	25 to 35	72.3	13	20.0	
29/11/2024	16:00	1	1	7	31	24	5	0	0	0	0	0	0	0	0	0	0	0	0	0	69	29	34	25 to 35	79.7	5	7.2	
29/11/2024	17:00	2	3	12	27	26	5	1	0	0	0	0	0	0	0	0	0	0	0	0	76	28.4	34	25 to 35	69.7	6	7.9	
29/11/2024	18:00	2	1	7	31	23	3	2	0	0	0	0	0	0	0	0	0	0	0	0	69	28.8	33.9	25 to 35	78.3	5	7.2	
29/11/2024	19:00	0	0	5	18	5	4	2	0	0	0	0	0	0	0	0	0	0	0	0	34	29.5	36.2	20 to 30	67.6	6	17.6	
29/11/2024	20:00	0	0	1	5	5	1	0	0	0	0	0	0	0	0	0	0	0	0	0	12	29.7	34	25 to 35	83.3	1	8.3	
29/11/2024	21:00	0	0	0	3	6	0	0	0	0	0	0	0	0	0	0	0	0	0	0	9	30.7	34.2	25 to 35	100.0	*	*	
29/11/2024	22:00	0	0	0	5	4	1	0	0	0	0	0	0	0	0	0	0	0	0	0	10	30.2	33.8	25 to 35	90.0	1	10.0	
29/11/2024	23:00	0	0	0	1	2	2	0	0	0	0	0	0	0	0	0	0	0	0	0	5	33.2	37.5	30 to 40	80.0	2	40.0	
24 Hr Summary		17	20	87	297	352	82	17	2	1	0	0	0	0	0	0	0	0	0	0	875	29.7	34.6	25 to 35	74.2	102	11.7	

Incoming Histogram

2025 Jan Ched Rd

from Thu-Nov-28-2024-01-00-PM to Fri-Jan-17-2025-05-59-AM

Date	Starting Hr:min	<15	15 to <20	20 to <25	25 to <30	30 to <35	35 to <40	40 to <45	45 to <50	50 to <55	55 to <60	60 to <65	65 to <70	70 to <75	75 to <80	80 to <85	85 to <90	90 to <95	95 to <100	100 to >105	Total Counts	Avg Speed (MPH)	85pet Speed	10MPH Pace	% in pace	# of Speeders	% Speeders	
30/11/2024	00:00	0	0	0	1	4	0	0	0	0	0	0	0	0	0	0	0	0	0	0	0	5	31.4	33.8	25 to 35	100.0	*	*
30/11/2024	01:00	0	0	0	0	1	1	0	0	0	0	0	0	0	0	0	0	0	0	0	0	2	34.5	40	30 to 40	100.0	1	50.0
30/11/2024	02:00	0	0	1	0	0	0	0	0	0	0	0	0	0	0	0	0	0	0	0	0	1	22	25	15 to 25	100.0	*	*
30/11/2024	03:00	0	0	0	0	0	0	0	0	0	0	0	0	0	0	0	0	0	0	0	0	0	0	0	*	*	*	*
30/11/2024	04:00	1	0	0	0	1	1	0	0	0	0	0	0	0	0	0	0	0	0	0	0	3	25.3	40	30 to 40	66.7	1	33.3
30/11/2024	05:00	0	0	0	0	1	1	1	0	0	0	0	0	0	0	0	0	0	0	0	0	3	37	45	30 to 40	66.7	2	66.7
30/11/2024	06:00	0	0	0	2	5	1	0	0	0	0	0	0	0	0	0	0	0	0	0	0	8	31.6	35	25 to 35	87.5	1	12.5
30/11/2024	07:00	3	1	0	6	9	2	0	0	0	0	0	0	0	0	0	0	0	0	0	0	21	27.5	34.4	25 to 35	71.4	2	9.5
30/11/2024	08:00	2	3	4	8	16	3	4	0	0	0	0	0	0	0	0	0	0	0	0	0	40	29.6	36.7	25 to 35	60.0	7	17.5
30/11/2024	09:00	1	0	2	24	21	8	2	0	0	0	0	0	0	0	0	0	0	0	0	0	58	30.7	35.6	25 to 35	77.6	10	17.2
30/11/2024	10:00	0	3	6	9	24	5	0	1	0	0	0	0	0	0	0	0	0	0	0	0	48	30.1	34.8	25 to 35	68.8	6	12.5
30/11/2024	11:00	0	1	6	15	22	6	0	0	0	0	0	0	0	0	0	0	0	0	0	0	50	30	34.5	25 to 35	74.0	6	12.0
30/11/2024	12:00	3	3	7	21	28	9	1	0	0	0	0	0	0	0	0	0	0	0	0	0	72	29.3	34.8	25 to 35	68.1	10	13.9
30/11/2024	13:00	0	0	4	24	17	6	2	0	0	0	0	0	0	0	0	0	0	0	0	0	53	30.4	35	25 to 35	77.4	8	15.1
30/11/2024	14:00	1	2	2	24	21	5	1	1	0	0	0	0	0	0	0	0	0	0	0	0	57	29.9	34.5	25 to 35	78.9	7	12.3
30/11/2024	15:00	4	2	6	22	18	6	2	0	0	0	0	0	0	0	0	0	0	0	0	0	60	28.5	34.7	25 to 35	66.7	8	13.3
30/11/2024	16:00	3	0	2	13	12	6	2	0	0	0	0	0	0	0	0	0	0	0	0	0	38	29.9	36.7	25 to 35	65.8	8	21.1
30/11/2024	17:00	1	0	2	13	14	5	1	0	0	0	0	0	0	0	0	0	0	0	0	0	36	30.4	36	25 to 35	75.0	6	16.7
30/11/2024	18:00	0	1	2	6	13	1	0	0	0	0	0	0	0	0	0	0	0	0	0	0	23	29.7	34.2	25 to 35	82.6	1	4.3
30/11/2024	19:00	0	0	6	20	12	5	0	0	0	0	0	0	0	0	0	0	0	0	0	0	43	29.3	34.6	25 to 35	74.4	5	11.6
30/11/2024	20:00	1	1	1	2	6	5	1	0	0	0	0	0	0	0	0	0	0	0	0	0	17	31	38	30 to 40	64.7	6	35.3
30/11/2024	21:00	0	1	1	1	1	2	1	0	0	0	0	0	0	0	0	0	0	0	0	0	7	30.6	40	30 to 40	42.9	3	42.9
30/11/2024	22:00	1	0	0	3	7	1	0	0	0	0	0	0	0	0	0	0	0	0	0	0	12	29.8	34.3	25 to 35	83.3	1	8.3
30/11/2024	23:00	0	1	2	5	2	1	0	0	0	0	0	0	0	0	0	0	0	0	0	0	11	27.2	32.5	20 to 30	63.6	1	9.1
24 Hr Summary		21	19	54	219	255	80	18	2	0	0	0	0	0	0	0	0	0	0	0	0	668	29.8	35	25 to 35	71.0	100	15.0

Incoming Histogram

2025 Jan Ched Rd

from Thu-Nov-28-2024-01-00-PM to Fri-Jan-17-2025-05-59-AM

Date	Starting Hr:min	<15	15 to <20	20 to <25	25 to <30	30 to <35	35 to <40	40 to <45	45 to <50	50 to <55	55 to <60	60 to <65	65 to <70	70 to <75	75 to <80	80 to <85	85 to <90	90 to <95	95 to <100	100 to >105	Total Counts	Avg Speed (MPH)	85pet Speed	10MPH Pace	% in pace	# of Speeders	% Speeders	
01/12/2024	00:00	0	0	0	2	2	1	0	0	0	0	0	0	0	0	0	0	0	0	0	0	5	31.2	35	25 to 35	80.0	1	20.0
01/12/2024	01:00	0	0	0	1	1	0	0	0	0	0	0	0	0	0	0	0	0	0	0	0	2	29.5	35	25 to 35	100.0	*	*
01/12/2024	02:00	1	0	0	1	0	0	0	0	0	0	0	0	0	0	0	0	0	0	0	0	2	19.5	30	5 to 15	50.0	*	*
01/12/2024	03:00	0	0	0	1	1	0	0	0	0	0	0	0	0	0	0	0	0	0	0	0	2	29.5	35	25 to 35	100.0	*	*
01/12/2024	04:00	0	0	0	0	0	0	0	0	0	0	0	0	0	0	0	0	0	0	0	0	0	0	0	*	*	*	*
01/12/2024	05:00	0	0	0	2	1	1	0	1	0	0	0	0	0	0	0	0	0	0	0	0	5	34.2	40	25 to 35	60.0	2	40.0
01/12/2024	06:00	0	0	0	0	4	1	0	0	0	0	0	0	0	0	0	0	0	0	0	0	5	33.4	35	30 to 40	100.0	1	20.0
01/12/2024	07:00	0	0	1	4	3	1	0	0	0	0	0	0	0	0	0	0	0	0	0	0	9	29.3	35	25 to 35	77.8	1	11.1
01/12/2024	08:00	1	1	4	11	4	7	3	0	1	0	0	0	0	0	0	0	0	0	0	0	32	30.8	39.3	20 to 30	46.9	11	34.4
01/12/2024	09:00	0	0	2	17	16	8	0	0	0	0	0	0	0	0	0	0	0	0	0	0	43	30.9	36.2	25 to 35	76.7	8	18.6
01/12/2024	10:00	0	2	3	12	16	9	0	0	0	0	0	0	0	0	0	0	0	0	0	0	42	30.6	36.7	25 to 35	66.7	9	21.4
01/12/2024	11:00	2	0	6	24	24	7	2	0	0	0	0	0	0	0	0	0	0	0	0	0	65	29.9	34.8	25 to 35	73.8	9	13.8
01/12/2024	12:00	0	1	8	20	15	6	0	0	0	0	0	0	0	0	0	0	0	0	0	0	50	29.1	34.3	25 to 35	70.0	6	12.0
01/12/2024	13:00	0	2	10	20	20	6	0	0	0	0	0	0	0	0	0	0	0	0	0	0	58	29	34.2	25 to 35	69.0	6	10.3
01/12/2024	14:00	6	4	8	18	18	1	3	0	0	0	0	0	0	0	0	0	0	0	0	0	58	26.9	33.6	25 to 35	62.1	4	6.9
01/12/2024	15:00	1	4	7	27	14	5	2	0	0	0	0	0	0	0	0	0	0	0	0	0	60	28.4	34.3	25 to 35	68.3	7	11.7
01/12/2024	16:00	0	1	3	8	17	7	0	0	0	0	0	0	0	0	0	0	0	0	0	0	36	31	36.4	25 to 35	69.4	7	19.4
01/12/2024	17:00	0	1	6	13	15	2	0	0	0	0	0	0	0	0	0	0	0	0	0	0	37	28.9	33.7	25 to 35	75.7	2	5.4
01/12/2024	18:00	2	0	4	5	10	5	2	1	0	0	0	0	0	0	0	0	0	0	0	0	29	30.8	39	25 to 35	51.7	8	27.6
01/12/2024	19:00	0	0	0	3	3	0	1	0	0	0	0	0	0	0	0	0	0	0	0	0	7	31.6	35	25 to 35	85.7	1	14.3
01/12/2024	20:00	0	0	2	2	7	2	1	0	0	0	0	0	0	0	0	0	0	0	0	0	14	31.4	37.5	25 to 35	64.3	3	21.4
01/12/2024	21:00	0	0	3	4	2	1	1	0	0	0	0	0	0	0	0	0	0	0	0	0	11	29	35	20 to 30	63.6	2	18.2
01/12/2024	22:00	1	0	0	0	0	0	1	0	0	0	0	0	0	0	0	0	0	0	0	0	2	27	45	5 to 15	50.0	1	50.0
01/12/2024	23:00	0	0	0	1	1	0	0	0	0	0	0	0	0	0	0	0	0	0	0	0	2	29.5	35	25 to 35	100.0	*	*
24 Hr Summary		14	16	67	196	194	70	16	2	1	0	0	0	0	0	0	0	0	0	0	576	29.6	35.2	25 to 35	67.7	89	15.5	

Incoming Histogram

2025 Jan Ched Rd

from Thu-Nov-28-2024-01-00-PM to Fri-Jan-17-2025-05-59-AM

Date	Starting Hr:min	<15	15 to <20	20 to <25	25 to <30	30 to <35	35 to <40	40 to <45	45 to <50	50 to <55	55 to <60	60 to <65	65 to <70	70 to <75	75 to <80	80 to <85	85 to <90	90 to <95	95 to <100	100 to >105	Total Counts	Avg Speed (MPH)	85pet Speed	10MPH Pace	% in pace	# of Speeders	% Speeders	
02/12/2024	00:00	0	0	0	0	1	0	0	0	0	0	0	0	0	0	0	0	0	0	0	0	1	32	35	25 to 35	100.0	*	*
02/12/2024	01:00	0	1	1	0	0	0	0	0	0	0	0	0	0	0	0	0	0	0	0	0	2	19.5	25	15 to 25	100.0	*	*
02/12/2024	02:00	0	0	0	0	0	0	0	0	0	0	0	0	0	0	0	0	0	0	0	0	0	0	0	*	*	*	*
02/12/2024	03:00	0	0	0	0	1	0	0	0	0	0	0	0	0	0	0	0	0	0	0	0	1	32	35	25 to 35	100.0	*	*
02/12/2024	04:00	0	0	0	0	0	0	0	0	0	0	0	0	0	0	0	0	0	0	0	0	0	0	0	*	*	*	*
02/12/2024	05:00	0	0	0	0	3	3	0	0	0	0	0	0	0	0	0	0	0	0	0	0	6	34.7	38.3	30 to 40	100.0	3	50.0
02/12/2024	06:00	0	1	1	6	7	3	0	0	0	0	0	0	0	0	0	0	0	0	0	0	18	30.1	35	25 to 35	72.2	3	16.7
02/12/2024	07:00	0	0	11	16	21	9	0	1	0	0	0	0	0	0	0	0	0	0	0	0	58	30.2	35.6	25 to 35	63.8	10	17.2
02/12/2024	08:00	2	2	8	23	38	21	2	0	0	0	0	0	0	0	0	0	0	0	0	0	96	31	37.1	25 to 35	63.5	23	24.0
02/12/2024	09:00	0	0	3	28	24	6	0	0	0	0	0	0	0	0	0	0	0	0	0	0	61	30.1	34.4	25 to 35	85.2	6	9.8
02/12/2024	10:00	1	1	4	16	20	2	0	1	0	0	0	0	0	0	0	0	0	0	0	0	45	29.5	34	25 to 35	80.0	3	6.7
02/12/2024	11:00	2	0	8	24	25	4	2	0	0	0	0	0	0	0	0	0	0	0	0	0	65	29.3	34.2	25 to 35	75.4	6	9.2
02/12/2024	12:00	2	1	2	19	17	5	0	1	0	0	0	0	0	0	0	0	0	0	0	0	47	29.7	34.7	25 to 35	76.6	6	12.8
02/12/2024	13:00	0	2	4	16	23	5	0	1	0	0	0	0	0	0	0	0	0	0	0	0	51	30.3	34.6	25 to 35	76.5	6	11.8
02/12/2024	14:00	2	1	7	24	21	6	4	0	0	0	0	0	0	0	0	0	0	0	0	0	65	29.8	35	25 to 35	69.2	10	15.4
02/12/2024	15:00	2	0	3	29	30	10	2	0	0	0	0	0	0	0	0	0	0	0	0	0	76	30.5	35.5	25 to 35	77.6	12	15.8
02/12/2024	16:00	0	6	5	23	17	3	2	1	0	0	0	0	0	0	0	0	0	0	0	0	57	28.8	34.1	25 to 35	70.2	6	10.5
02/12/2024	17:00	0	1	10	20	20	3	2	0	0	0	0	0	0	0	0	0	0	0	0	0	56	29.2	34.2	25 to 35	71.4	5	8.9
02/12/2024	18:00	0	1	8	26	15	2	0	0	0	0	0	0	0	0	0	0	0	0	0	0	52	28.3	33	25 to 35	78.8	2	3.8
02/12/2024	19:00	0	1	2	10	11	3	1	0	0	0	0	0	0	0	0	0	0	0	0	0	28	30.2	35	25 to 35	75.0	4	14.3
02/12/2024	20:00	0	0	1	6	13	1	0	0	0	0	0	0	0	0	0	0	0	0	0	0	21	30.7	34.2	25 to 35	90.5	1	4.8
02/12/2024	21:00	1	0	2	9	3	1	0	0	0	0	0	0	0	0	0	0	0	0	0	0	16	27.3	33.3	25 to 35	75.0	1	6.3
02/12/2024	22:00	0	0	0	0	2	0	0	0	0	0	0	0	0	0	0	0	0	0	0	0	2	32	35	25 to 35	100.0	*	*
02/12/2024	23:00	0	0	0	1	1	0	0	0	0	0	0	0	0	0	0	0	0	0	0	0	2	29.5	35	25 to 35	100.0	*	*
24 Hr Summary		12	18	80	296	313	87	15	5	0	0	0	0	0	0	0	0	0	0	0	826	29.8	34.7	25 to 35	73.7	107	13.0	

Incoming Histogram

2025 Jan Ched Rd

from Thu-Nov-28-2024-01-00-PM to Fri-Jan-17-2025-05-59-AM

Date	Starting Hr:min	<15	15 to <20	20 to <25	25 to <30	30 to <35	35 to <40	40 to <45	45 to <50	50 to <55	55 to <60	60 to <65	65 to <70	70 to <75	75 to <80	80 to <85	85 to <90	90 to <95	95 to <100	100 to >105	Total Counts	Avg Speed (MPH)	85pet Speed	10MPH Pace	% in pace	# of Speeders	% Speeders
03/12/2024	00:00	0	0	0	0	0	0	0	0	0	0	0	0	0	0	0	0	0	0	0	0	0	0	*	*	*	*
03/12/2024	01:00	0	0	0	0	0	0	0	0	0	0	0	0	0	0	0	0	0	0	0	0	0	0	*	*	*	*
03/12/2024	02:00	0	0	2	1	0	0	0	0	0	0	0	0	0	0	0	0	0	0	0	3	24	30	20 to 30	100.0	*	*
03/12/2024	03:00	0	0	0	0	1	0	0	0	0	0	0	0	0	0	0	0	0	0	0	1	32	35	25 to 35	100.0	*	*
03/12/2024	04:00	0	0	0	0	1	0	0	0	0	0	0	0	0	0	0	0	0	0	0	1	32	35	25 to 35	100.0	*	*
03/12/2024	05:00	0	0	0	2	1	1	0	0	0	0	0	0	0	0	0	0	0	0	0	4	30.8	35	25 to 35	75.0	1	25.0
03/12/2024	06:00	0	1	1	4	9	1	1	0	0	0	0	0	0	0	0	0	0	0	0	17	30.5	34.4	25 to 35	76.5	2	11.8
03/12/2024	07:00	2	2	4	20	22	9	2	0	0	0	0	0	0	0	0	0	0	0	0	61	30	36.1	25 to 35	68.9	11	18.0
03/12/2024	08:00	3	2	13	29	41	12	7	1	0	0	0	0	0	0	0	0	0	0	0	108	30.4	36.7	25 to 35	64.8	20	18.5
03/12/2024	09:00	0	1	7	22	18	4	0	0	0	0	0	0	0	0	0	0	0	0	0	52	29	33.9	25 to 35	76.9	4	7.7
03/12/2024	10:00	0	1	4	18	23	3	1	0	0	0	0	0	0	0	0	0	0	0	0	50	30	34.1	25 to 35	82.0	4	8.0
03/12/2024	11:00	0	0	5	17	21	5	1	0	0	0	0	0	0	0	0	0	0	0	0	49	30.4	34.8	25 to 35	77.6	6	12.2
03/12/2024	12:00	1	1	5	11	19	6	0	0	0	0	0	0	0	0	0	0	0	0	0	43	29.9	35	25 to 35	69.8	6	14.0
03/12/2024	13:00	1	0	3	22	13	7	5	0	0	0	0	0	0	0	0	0	0	0	0	51	30.9	37.9	25 to 35	68.6	12	23.5
03/12/2024	14:00	0	3	5	23	21	10	1	0	0	0	0	0	0	0	0	0	0	0	0	63	30	36	25 to 35	69.8	11	17.5
03/12/2024	15:00	7	2	9	32	25	9	0	0	0	0	0	0	0	0	0	0	0	0	0	84	27.9	34.2	25 to 35	67.9	9	10.7
03/12/2024	16:00	2	0	10	37	18	3	1	1	0	0	0	0	0	0	0	0	0	0	0	72	28.5	33.3	25 to 35	76.4	5	6.9
03/12/2024	17:00	1	1	19	29	18	1	3	0	0	0	0	0	0	0	0	0	0	0	0	72	27.8	33.1	20 to 30	66.7	4	5.6
03/12/2024	18:00	0	1	7	15	21	3	0	0	0	0	0	0	0	0	0	0	0	0	0	47	29.4	34	25 to 35	76.6	3	6.4
03/12/2024	19:00	0	1	2	12	18	2	2	0	0	0	0	0	0	0	0	0	0	0	0	37	30.6	34.4	25 to 35	81.1	4	10.8
03/12/2024	20:00	0	1	5	6	8	4	0	0	0	0	0	0	0	0	0	0	0	0	0	24	29.1	35	25 to 35	58.3	4	16.7
03/12/2024	21:00	0	0	0	3	8	2	0	0	0	0	0	0	0	0	0	0	0	0	0	13	31.9	35	25 to 35	84.6	2	15.4
03/12/2024	22:00	0	0	1	6	3	1	0	0	1	0	0	0	0	0	0	0	0	0	0	12	31	35	25 to 35	75.0	2	16.7
03/12/2024	23:00	0	0	0	1	0	0	0	0	0	0	0	0	0	0	0	0	0	0	0	1	27	30	20 to 30	100.0	*	*
24 Hr Summary		17	17	102	310	309	83	24	2	1	0	0	0	0	0	0	0	0	0	0	865	29.5	34.7	25 to 35	71.6	110	12.7

Incoming Histogram

2025 Jan Ched Rd

from Thu-Nov-28-2024-01-00-PM to Fri-Jan-17-2025-05-59-AM

Date	Starting Hr:min	<15	15 to <20	20 to <25	25 to <30	30 to <35	35 to <40	40 to <45	45 to <50	50 to <55	55 to <60	60 to <65	65 to <70	70 to <75	75 to <80	80 to <85	85 to <90	90 to <95	95 to <100	100 to >105	Total Counts	Avg Speed (MPH)	85pet Speed	10MPH Pace	% in pace	# of Speeders	% Speeders	
04/12/2024	00:00	0	1	1	0	0	0	0	0	0	0	0	0	0	0	0	0	0	0	0	0	2	19.5	25	15 to 25	100.0	*	*
04/12/2024	01:00	0	0	0	0	0	0	0	0	0	0	0	0	0	0	0	0	0	0	0	0	0	0	0	*	*	*	*
04/12/2024	02:00	0	0	0	0	0	0	0	0	0	0	0	0	0	0	0	0	0	0	0	0	0	0	0	*	*	*	*
04/12/2024	03:00	1	0	0	0	0	0	0	0	0	0	0	0	0	0	0	0	0	0	0	0	1	12	15	5 to 15	100.0	*	*
04/12/2024	04:00	0	0	0	0	0	0	0	0	0	0	0	0	0	0	0	0	0	0	0	0	0	0	0	*	*	*	*
04/12/2024	05:00	0	0	0	1	1	2	0	0	0	0	0	0	0	0	0	0	0	0	0	0	4	33.3	37.5	30 to 40	75.0	2	50.0
04/12/2024	06:00	0	0	1	11	4	3	0	0	0	0	0	0	0	0	0	0	0	0	0	0	19	29.7	35	25 to 35	78.9	3	15.8
04/12/2024	07:00	1	2	7	25	23	6	2	1	0	0	0	0	0	0	0	0	0	0	0	0	67	29.7	34.8	25 to 35	71.6	9	13.4
04/12/2024	08:00	3	5	9	27	29	17	1	2	0	0	0	0	0	0	0	0	0	0	0	0	93	29.8	36.8	25 to 35	60.2	20	21.5
04/12/2024	09:00	1	4	6	30	18	4	1	0	0	0	0	0	0	0	0	0	0	0	0	0	64	28.3	33.6	25 to 35	75.0	5	7.8
04/12/2024	10:00	0	1	5	14	22	10	0	0	0	0	0	0	0	0	0	0	0	0	0	0	52	30.8	36	25 to 35	69.2	10	19.2
04/12/2024	11:00	1	1	11	20	16	4	3	0	0	0	0	0	0	0	0	0	0	0	0	0	56	28.8	34.7	25 to 35	64.3	7	12.5
04/12/2024	12:00	2	2	6	23	14	8	1	0	0	0	0	0	0	0	0	0	0	0	0	0	56	28.9	35.6	25 to 35	66.1	9	16.1
04/12/2024	13:00	1	3	8	26	17	4	2	0	0	0	0	0	0	0	0	0	0	0	0	0	61	28.5	34.1	25 to 35	70.5	6	9.8
04/12/2024	14:00	2	5	6	20	16	4	1	0	0	0	0	0	0	0	0	0	0	0	0	0	54	27.9	34.1	25 to 35	66.7	5	9.3
04/12/2024	15:00	0	0	5	29	25	4	1	0	0	0	0	0	0	0	0	0	0	0	0	0	64	29.9	34	25 to 35	84.4	5	7.8
04/12/2024	16:00	1	4	13	23	16	9	0	1	1	0	0	0	0	0	0	0	0	0	0	0	68	28.8	35.6	25 to 35	57.4	11	16.2
04/12/2024	17:00	2	3	13	40	26	3	0	0	0	0	0	0	0	0	0	0	0	0	0	0	87	27.9	33.1	25 to 35	75.9	3	3.4
04/12/2024	18:00	1	1	9	22	23	5	1	0	0	0	0	0	0	0	0	0	0	0	0	0	62	29.2	34.3	25 to 35	72.6	6	9.7
04/12/2024	19:00	1	1	6	18	8	3	0	1	1	0	0	0	0	0	0	0	0	0	0	0	39	28.9	34.4	25 to 35	66.7	5	12.8
04/12/2024	20:00	0	0	4	14	8	4	1	0	0	0	0	0	0	0	0	0	0	0	0	0	31	29.8	35	25 to 35	71.0	5	16.1
04/12/2024	21:00	0	0	1	4	3	1	0	0	0	0	0	0	0	0	0	0	0	0	0	0	9	29.4	35	25 to 35	77.8	1	11.1
04/12/2024	22:00	0	0	0	2	5	3	0	0	0	0	0	0	0	0	0	0	0	0	0	0	10	32.7	36.7	30 to 40	80.0	3	30.0
04/12/2024	23:00	0	0	0	1	3	0	1	0	0	0	0	0	0	0	0	0	0	0	0	0	5	33	35	25 to 35	80.0	1	20.0
24 Hr Summary		17	33	111	350	277	94	15	5	2	0	0	0	0	0	0	0	0	0	0	904	29.1	34.6	25 to 35	69.4	116	12.8	

Incoming Histogram

2025 Jan Ched Rd

from Thu-Nov-28-2024-01-00-PM to Fri-Jan-17-2025-05-59-AM

Date	Starting Hr:min	<15	15 to <20	20 to <25	25 to <30	30 to <35	35 to <40	40 to <45	45 to <50	50 to <55	55 to <60	60 to <65	65 to <70	70 to <75	75 to <80	80 to <85	85 to <90	90 to <95	95 to <100	100 to >105	Total Counts	Avg Speed (MPH)	85pet Speed	10MPH Pace	% in pace	# of Speeders	% Speeders	
05/12/2024	00:00	0	0	0	0	0	0	0	0	0	0	0	0	0	0	0	0	0	0	0	0	0	0	*	*	*	*	
05/12/2024	01:00	0	0	0	0	0	0	0	0	0	0	0	0	0	0	0	0	0	0	0	0	0	0	*	*	*	*	
05/12/2024	02:00	0	0	0	0	0	0	0	0	0	0	0	0	0	0	0	0	0	0	0	0	0	0	*	*	*	*	
05/12/2024	03:00	0	0	0	0	1	0	0	0	0	0	0	0	0	0	0	0	0	0	0	0	1	32	35	25 to 35	100.0	*	*
05/12/2024	04:00	0	0	0	0	0	0	0	0	0	0	0	0	0	0	0	0	0	0	0	0	0	0	*	*	*	*	
05/12/2024	05:00	0	0	0	4	3	1	1	0	0	0	0	0	0	0	0	0	0	0	0	0	9	31.7	40	25 to 35	77.8	2	22.2
05/12/2024	06:00	1	0	1	7	8	5	1	0	0	0	0	0	0	0	0	0	0	0	0	0	23	31	38	25 to 35	65.2	6	26.1
05/12/2024	07:00	0	2	7	31	22	5	0	0	0	0	0	0	0	0	0	0	0	0	0	0	67	29	33.9	25 to 35	79.1	5	7.5
05/12/2024	08:00	2	0	5	30	36	6	9	0	0	0	0	0	0	0	0	0	0	0	0	0	88	31	36.7	25 to 35	75.0	15	17.0
05/12/2024	09:00	0	0	7	23	19	8	0	0	0	0	0	0	0	0	0	0	0	0	0	0	57	29.9	34.7	25 to 35	73.7	8	14.0
05/12/2024	10:00	0	1	3	14	18	6	2	0	0	0	0	0	0	0	0	0	0	0	0	0	44	30.9	35.8	25 to 35	72.7	8	18.2
05/12/2024	11:00	1	0	9	26	20	3	0	0	0	0	0	0	0	0	0	0	0	0	0	0	59	28.6	33.5	25 to 35	78.0	3	5.1
05/12/2024	12:00	1	5	8	26	23	7	2	0	0	0	0	0	0	0	0	0	0	0	0	0	72	29	34.6	25 to 35	68.1	9	12.5
05/12/2024	13:00	2	1	5	16	10	4	0	0	0	0	0	0	0	0	0	0	0	0	0	0	38	27.9	34	25 to 35	68.4	4	10.5
05/12/2024	14:00	2	3	5	18	18	3	1	0	0	0	0	0	0	0	0	0	0	0	0	0	50	28.4	33.9	25 to 35	72.0	4	8.0
05/12/2024	15:00	1	1	13	33	12	0	1	0	0	0	0	0	0	0	0	0	0	0	0	0	61	27.2	31.7	20 to 30	75.4	1	1.6
05/12/2024	16:00	0	4	3	28	20	3	0	0	0	0	0	0	0	0	0	0	0	0	0	0	58	28.7	33.5	25 to 35	82.8	3	5.2
05/12/2024	17:00	0	1	10	22	17	3	0	0	0	0	0	0	0	0	0	0	0	0	0	0	53	28.5	33.5	25 to 35	73.6	3	5.7
05/12/2024	18:00	0	1	5	23	9	2	0	0	0	0	0	0	0	0	0	0	0	0	0	0	40	28.1	32.8	25 to 35	80.0	2	5.0
05/12/2024	19:00	0	3	7	11	10	1	0	0	0	0	0	0	0	0	0	0	0	0	0	0	32	27.2	33	25 to 35	65.6	1	3.1
05/12/2024	20:00	2	1	6	14	7	1	0	0	0	0	0	0	0	0	0	0	0	0	0	0	31	26.5	32.1	25 to 35	67.7	1	3.2
05/12/2024	21:00	0	0	1	5	3	0	0	0	0	0	0	0	0	0	0	0	0	0	0	0	9	28.4	33.3	25 to 35	88.9	*	*
05/12/2024	22:00	0	0	2	3	3	1	0	0	0	0	0	0	0	0	0	0	0	0	0	0	9	28.9	35	25 to 35	66.7	1	11.1
05/12/2024	23:00	0	0	0	0	1	0	0	0	0	0	0	0	0	0	0	0	0	0	0	0	1	32	35	25 to 35	100.0	*	*
24 Hr Summary		12	23	97	334	260	59	17	0	0	0	0	0	0	0	0	0	0	0	0	0	802	28.9	34.2	25 to 35	74.1	76	9.5

Incoming Histogram

2025 Jan Ched Rd

from Thu-Nov-28-2024-01-00-PM to Fri-Jan-17-2025-05-59-AM

Date	Starting Hr:min	<15	15 to <20	20 to <25	25 to <30	30 to <35	35 to <40	40 to <45	45 to <50	50 to <55	55 to <60	60 to <65	65 to <70	70 to <75	75 to <80	80 to <85	85 to <90	90 to <95	95 to <100	100 to >105	Total Counts	Avg Speed (MPH)	85pct Speed	10MPH Pace	% in pace	# of Speeders	% Speeders	
06/12/2024	00:00	1	1	1	2	0	0	0	0	0	0	0	0	0	0	0	0	0	0	0	0	5	21.2	27.5	20 to 30	60.0	*	*
06/12/2024	01:00	0	0	1	1	0	0	0	0	0	0	0	0	0	0	0	0	0	0	0	0	2	24.5	30	20 to 30	100.0	*	*
06/12/2024	02:00	0	0	0	0	0	0	0	0	0	0	0	0	0	0	0	0	0	0	0	0	0	0	0	*	*	*	*
06/12/2024	03:00	1	0	1	0	0	0	0	0	0	0	0	0	0	0	0	0	0	0	0	0	2	17	25	5 to 15	50.0	*	*
06/12/2024	04:00	0	0	0	1	1	0	0	0	0	0	0	0	0	0	0	0	0	0	0	0	2	29.5	35	25 to 35	100.0	*	*
06/12/2024	05:00	0	0	1	2	3	1	0	1	0	0	0	0	0	0	0	0	0	0	0	0	8	32.1	40	25 to 35	62.5	2	25.0
06/12/2024	06:00	1	0	0	8	4	4	1	0	0	0	0	0	0	0	0	0	0	0	0	0	18	30.7	37.5	25 to 35	66.7	5	27.8
06/12/2024	07:00	0	0	5	15	25	4	2	1	0	0	0	0	0	0	0	0	0	0	0	0	52	31	34.8	25 to 35	76.9	7	13.5
06/12/2024	08:00	1	2	3	14	42	15	4	0	0	0	0	0	0	0	0	0	0	0	0	0	81	32	37.3	30 to 40	70.4	19	23.5
06/12/2024	09:00	1	1	4	26	30	11	2	0	0	0	0	0	0	0	0	0	0	0	0	0	75	30.7	35.9	25 to 35	74.7	13	17.3
06/12/2024	10:00	1	0	6	13	23	11	4	0	0	0	0	0	0	0	0	0	0	0	0	0	58	31.6	37.7	25 to 35	62.1	15	25.9
06/12/2024	11:00	2	0	6	15	22	6	1	0	0	0	0	0	0	0	0	0	0	0	0	0	52	29.7	34.8	25 to 35	71.2	7	13.5
06/12/2024	12:00	2	1	7	20	19	10	1	0	0	0	0	0	0	0	0	0	0	0	0	0	60	29.6	36	25 to 35	65.0	11	18.3
06/12/2024	13:00	4	1	8	15	18	4	2	1	0	0	0	0	0	0	0	0	0	0	0	0	53	28.6	34.7	25 to 35	62.3	7	13.2
06/12/2024	14:00	4	4	20	24	10	1	1	0	0	0	0	0	0	0	0	0	0	0	0	0	64	25.4	31	20 to 30	68.8	2	3.1
06/12/2024	15:00	2	1	7	31	28	7	1	0	0	0	0	0	0	0	0	0	0	0	0	0	77	29.3	34.3	25 to 35	76.6	8	10.4
06/12/2024	16:00	1	5	10	25	22	0	1	0	0	0	0	0	0	0	0	0	0	0	0	0	64	27.6	33	25 to 35	73.4	1	1.6
06/12/2024	17:00	1	4	7	23	23	4	1	0	0	0	0	0	0	0	0	0	0	0	0	0	63	28.7	34.1	25 to 35	73.0	5	7.9
06/12/2024	18:00	0	3	4	17	26	5	0	0	0	0	0	0	0	0	0	0	0	0	0	0	55	29.8	34.4	25 to 35	78.2	5	9.1
06/12/2024	19:00	0	0	1	10	11	2	0	0	0	0	0	0	0	0	0	0	0	0	0	0	24	30.3	34.1	25 to 35	87.5	2	8.3
06/12/2024	20:00	0	1	2	15	9	1	1	0	0	0	0	0	0	0	0	0	0	0	0	0	29	29.1	33.9	25 to 35	82.8	2	6.9
06/12/2024	21:00	0	0	0	4	6	1	0	0	0	0	0	0	0	0	0	0	0	0	0	0	11	30.9	34.2	25 to 35	90.9	1	9.1
06/12/2024	22:00	0	0	3	6	2	1	1	0	0	0	0	0	0	0	0	0	0	0	0	0	13	28.7	35	20 to 30	69.2	2	15.4
06/12/2024	23:00	0	1	1	1	4	0	1	0	0	0	0	0	0	0	0	0	0	0	0	0	8	29.6	35	25 to 35	62.5	1	12.5
24 Hr Summary		22	25	98	288	328	88	24	3	0	0	0	0	0	0	0	0	0	0	0	876	29.5	34.8	25 to 35	70.3	115	13.1	

Incoming Histogram

2025 Jan Ched Rd

from Thu-Nov-28-2024-01-00-PM to Fri-Jan-17-2025-05-59-AM

Date	Starting Hr:min	<15	15 to <20	20 to <25	25 to <30	30 to <35	35 to <40	40 to <45	45 to <50	50 to <55	55 to <60	60 to <65	65 to <70	70 to <75	75 to <80	80 to <85	85 to <90	90 to <95	95 to <100	100 to >105	Total Counts	Avg Speed (MPH)	85pct Speed	10MPH Pace	% in pace	# of Speeders	% Speeders	
07/12/2024	00:00	1	0	1	1	3	3	0	0	0	0	0	0	0	0	0	0	0	0	0	0	9	29.9	38.3	30 to 40	66.7	3	33.3
07/12/2024	01:00	0	0	1	1	0	1	0	0	0	0	0	0	0	0	0	0	0	0	0	0	3	28.7	40	20 to 30	66.7	1	33.3
07/12/2024	02:00	0	0	0	0	1	0	0	0	0	0	0	0	0	0	0	0	0	0	0	0	1	32	35	25 to 35	100.0	*	*
07/12/2024	03:00	1	1	0	0	0	0	0	0	0	0	0	0	0	0	0	0	0	0	0	0	2	12	20	0 to 10	50.0	*	*
07/12/2024	04:00	0	0	1	1	0	0	0	0	0	0	0	0	0	0	0	0	0	0	0	0	2	24.5	30	20 to 30	100.0	*	*
07/12/2024	05:00	0	0	0	0	1	2	0	1	0	0	0	0	0	0	0	0	0	0	0	0	4	38.3	40	30 to 40	75.0	3	75.0
07/12/2024	06:00	0	0	0	2	1	0	0	0	0	0	0	0	0	0	0	0	0	0	0	0	3	28.7	35	25 to 35	100.0	*	*
07/12/2024	07:00	0	0	0	8	11	4	0	0	0	0	0	0	0	0	0	0	0	0	0	0	23	31.5	36.2	25 to 35	82.6	4	17.4
07/12/2024	08:00	0	0	1	11	10	5	1	0	0	0	0	0	0	0	0	0	0	0	0	0	28	31.3	37	25 to 35	75.0	6	21.4
07/12/2024	09:00	0	1	5	13	15	1	1	0	0	0	0	0	0	0	0	0	0	0	0	0	36	29.2	34	25 to 35	77.8	2	5.6
07/12/2024	10:00	0	3	5	20	16	6	1	0	0	0	0	0	0	0	0	0	0	0	0	0	51	29.3	34.7	25 to 35	70.6	7	13.7
07/12/2024	11:00	2	3	9	29	12	2	0	0	0	0	0	0	0	0	0	0	0	0	0	0	57	26.9	32.1	25 to 35	71.9	2	3.5
07/12/2024	12:00	0	1	1	20	20	4	1	0	0	0	0	0	0	0	0	0	0	0	0	0	47	30.4	34.5	25 to 35	85.1	5	10.6
07/12/2024	13:00	0	2	3	15	18	1	1	0	0	0	0	0	0	0	0	0	0	0	0	0	40	29.4	33.9	25 to 35	82.5	2	5.0
07/12/2024	14:00	1	0	3	18	17	7	0	0	0	0	0	0	0	0	0	0	0	0	0	0	46	30.2	35	25 to 35	76.1	7	15.2
07/12/2024	15:00	0	2	4	19	14	8	0	0	0	0	0	0	0	0	0	0	0	0	0	0	47	29.7	35.6	25 to 35	70.2	8	17.0
07/12/2024	16:00	0	0	4	25	20	2	0	0	0	0	0	0	0	0	0	0	0	0	0	0	51	29.4	33.5	25 to 35	88.2	2	3.9
07/12/2024	17:00	1	0	5	21	22	2	2	0	0	0	0	0	0	0	0	0	0	0	0	0	53	29.7	34.1	25 to 35	81.1	4	7.5
07/12/2024	18:00	1	1	6	17	20	5	0	0	0	0	0	0	0	0	0	0	0	0	0	0	50	29.3	34.2	25 to 35	74.0	5	10.0
07/12/2024	19:00	0	0	3	13	13	7	1	0	0	0	0	0	0	0	0	0	0	0	0	0	37	31.1	36.4	25 to 35	70.3	8	21.6
07/12/2024	20:00	0	1	0	9	2	1	1	0	0	0	0	0	0	0	0	0	0	0	0	0	14	29.1	35	25 to 35	78.6	2	14.3
07/12/2024	21:00	0	0	5	7	7	1	1	0	0	0	0	0	0	0	0	0	0	0	0	0	21	29	34.3	25 to 35	66.7	2	9.5
07/12/2024	22:00	1	0	1	9	9	1	0	0	0	0	0	0	0	0	0	0	0	0	0	0	21	29	33.9	25 to 35	85.7	1	4.8
07/12/2024	23:00	0	1	1	10	2	3	0	0	0	0	0	0	0	0	0	0	0	0	0	0	17	28.8	35	25 to 35	70.6	3	17.6
24 Hr Summary		8	16	59	269	234	66	10	1	0	0	0	0	0	0	0	0	0	0	0	0	663	29.5	34.5	25 to 35	75.9	77	11.6

Incoming Histogram

2025 Jan Ched Rd

from Thu-Nov-28-2024-01-00-PM to Fri-Jan-17-2025-05-59-AM

Date	Starting Hr:min	<15	15 to <20	20 to <25	25 to <30	30 to <35	35 to <40	40 to <45	45 to <50	50 to <55	55 to <60	60 to <65	65 to <70	70 to <75	75 to <80	80 to <85	85 to <90	90 to <95	95 to <100	100 to >105	Total Counts	Avg Speed (MPH)	85pet Speed	10MPH Pace	% in pace	# of Speeders	% Speeders	
08/12/2024	00:00	0	0	1	1	1	3	0	1	0	0	0	0	0	0	0	0	0	0	0	0	7	34.3	40	30 to 40	57.1	4	57.1
08/12/2024	01:00	0	0	1	1	0	0	0	0	0	0	0	0	0	0	0	0	0	0	0	0	2	24.5	30	20 to 30	100.0	*	*
08/12/2024	02:00	1	0	0	0	0	1	0	0	0	0	0	0	0	0	0	0	0	0	0	0	2	24.5	40	5 to 15	50.0	1	50.0
08/12/2024	03:00	0	0	0	0	0	0	0	0	0	0	0	0	0	0	0	0	0	0	0	0	0	0	0	*	*	*	*
08/12/2024	04:00	0	0	0	0	1	0	0	0	0	0	0	0	0	0	0	0	0	0	0	0	1	32	35	25 to 35	100.0	*	*
08/12/2024	05:00	0	0	0	1	0	1	0	0	0	0	0	0	0	0	0	0	0	0	0	0	2	32	40	20 to 30	50.0	1	50.0
08/12/2024	06:00	0	0	0	1	1	1	0	0	0	0	0	0	0	0	0	0	0	0	0	0	3	32	40	25 to 35	66.7	1	33.3
08/12/2024	07:00	1	0	0	3	6	0	0	0	0	0	0	0	0	0	0	0	0	0	0	0	10	28.8	33.3	25 to 35	90.0	*	*
08/12/2024	08:00	0	0	5	9	5	5	0	0	0	0	0	0	0	0	0	0	0	0	0	0	24	29.5	36	20 to 30	58.3	5	20.8
08/12/2024	09:00	0	0	2	6	12	6	0	1	0	0	0	0	0	0	0	0	0	0	0	0	27	32.1	37.5	25 to 35	66.7	7	25.9
08/12/2024	10:00	0	1	6	17	22	8	0	1	0	0	0	0	0	0	0	0	0	0	0	0	55	30.5	35.6	25 to 35	70.9	9	16.4
08/12/2024	11:00	1	0	4	17	20	4	1	0	0	0	0	0	0	0	0	0	0	0	0	0	47	30	34.5	25 to 35	78.7	5	10.6
08/12/2024	12:00	1	1	8	12	21	8	0	0	0	0	0	0	0	0	0	0	0	0	0	0	51	29.7	35	25 to 35	64.7	8	15.7
08/12/2024	13:00	2	1	3	19	22	5	0	0	0	0	0	0	0	0	0	0	0	0	0	0	52	29.4	34.3	25 to 35	78.8	5	9.6
08/12/2024	14:00	0	2	4	19	18	5	0	1	0	0	0	0	0	0	0	0	0	0	0	0	49	29.9	34.7	25 to 35	75.5	6	12.2
08/12/2024	15:00	1	0	3	22	10	4	1	0	0	0	0	0	0	0	0	0	0	0	0	0	41	29.2	34.5	25 to 35	78.0	5	12.2
08/12/2024	16:00	1	3	3	19	9	4	0	0	0	0	0	0	0	0	0	0	0	0	0	0	39	27.9	33.9	25 to 35	71.8	4	10.3
08/12/2024	17:00	0	0	2	9	7	5	0	0	0	0	0	0	0	0	0	0	0	0	0	0	23	30.6	37	25 to 35	69.6	5	21.7
08/12/2024	18:00	0	1	0	11	6	2	0	0	0	0	0	0	0	0	0	0	0	0	0	0	20	29.4	34.2	25 to 35	85.0	2	10.0
08/12/2024	19:00	0	0	2	8	6	1	0	0	0	0	0	0	0	0	0	0	0	0	0	0	17	29.1	33.3	25 to 35	82.4	1	5.9
08/12/2024	20:00	1	0	2	4	4	1	0	0	0	0	0	0	0	0	0	0	0	0	0	0	12	27.2	33.8	25 to 35	66.7	1	8.3
08/12/2024	21:00	0	0	0	3	1	1	0	0	0	0	0	0	0	0	0	0	0	0	0	0	5	30.2	35	25 to 35	80.0	1	20.0
08/12/2024	22:00	0	0	1	1	3	0	2	0	0	0	0	0	0	0	0	0	0	0	0	0	7	33	42.5	25 to 35	57.1	2	28.6
08/12/2024	23:00	0	0	0	2	0	0	0	0	0	0	0	0	0	0	0	0	0	0	0	0	2	27	30	20 to 30	100.0	*	*
24 Hr Summary		9	9	47	185	175	65	4	4	0	0	0	0	0	0	0	0	0	0	0	0	498	29.8	34.9	25 to 35	72.3	73	14.7

Incoming Histogram

2025 Jan Ched Rd

from Thu-Nov-28-2024-01-00-PM to Fri-Jan-17-2025-05-59-AM

Date	Starting Hr:min	<15	15 to <20	20 to <25	25 to <30	30 to <35	35 to <40	40 to <45	45 to <50	50 to <55	55 to <60	60 to <65	65 to <70	70 to <75	75 to <80	80 to <85	85 to <90	90 to <95	95 to <100	100 to >105	Total Counts	Avg Speed (MPH)	85pet Speed	10MPH Pace	% in pace	# of Speeders	% Speeders	
09/12/2024	00:00	0	1	0	0	0	0	0	0	0	0	0	0	0	0	0	0	0	0	0	0	1	17	20	10 to 20	100.0	*	*
09/12/2024	01:00	0	0	0	0	0	0	0	0	0	0	0	0	0	0	0	0	0	0	0	0	0	0	0	*	*	*	*
09/12/2024	02:00	0	0	0	0	0	0	0	0	0	0	0	0	0	0	0	0	0	0	0	0	0	0	0	*	*	*	*
09/12/2024	03:00	0	0	0	0	0	0	0	0	0	0	0	0	0	0	0	0	0	0	0	0	0	0	0	*	*	*	*
09/12/2024	04:00	1	0	0	0	0	0	0	0	0	0	0	0	0	0	0	0	0	0	0	0	1	12	15	5 to 15	100.0	*	*
09/12/2024	05:00	0	0	0	0	2	1	1	0	0	0	0	0	0	0	0	0	0	0	0	0	4	36	40	30 to 40	75.0	2	50.0
09/12/2024	06:00	1	0	1	4	9	2	0	0	0	0	0	0	0	0	0	0	0	0	0	0	17	29.9	34.4	25 to 35	76.5	2	11.8
09/12/2024	07:00	1	0	9	20	23	4	0	1	0	0	0	0	0	0	0	0	0	0	0	0	58	29.4	34.1	25 to 35	74.1	5	8.6
09/12/2024	08:00	2	4	9	24	30	17	1	2	0	0	0	0	0	0	0	0	0	0	0	0	89	30.3	37.1	25 to 35	60.7	20	22.5
09/12/2024	09:00	0	1	2	18	25	7	1	0	0	0	0	0	0	0	0	0	0	0	0	0	54	31	35	25 to 35	79.6	8	14.8
09/12/2024	10:00	0	1	1	22	21	9	1	0	0	0	0	0	0	0	0	0	0	0	0	0	55	31	36.1	25 to 35	78.2	10	18.2
09/12/2024	11:00	0	2	5	29	13	4	1	0	0	0	0	0	0	0	0	0	0	0	0	0	54	28.8	33.8	25 to 35	77.8	5	9.3
09/12/2024	12:00	2	1	7	14	20	4	0	0	0	0	0	0	0	0	0	0	0	0	0	0	48	28.8	34.2	25 to 35	70.8	4	8.3
09/12/2024	13:00	1	2	5	17	19	4	1	0	0	0	0	0	0	0	0	0	0	0	0	0	49	29.3	34.5	25 to 35	73.5	5	10.2
09/12/2024	14:00	3	0	1	28	18	3	1	1	0	0	0	0	0	0	0	0	0	0	0	0	55	29.3	34.2	25 to 35	83.6	5	9.1
09/12/2024	15:00	1	1	6	22	25	5	1	0	1	0	0	0	0	0	0	0	0	0	0	0	62	30	34.6	25 to 35	75.8	7	11.3
09/12/2024	16:00	1	2	12	29	16	5	2	0	0	0	0	0	0	0	0	0	0	0	0	0	67	28.3	34.1	25 to 35	67.2	7	10.4
09/12/2024	17:00	2	1	10	34	20	3	1	1	0	0	0	0	0	0	0	0	0	0	0	0	72	28.5	33.5	25 to 35	75.0	5	6.9
09/12/2024	18:00	0	0	4	21	15	3	0	0	0	0	0	0	0	0	0	0	0	0	0	0	43	29.4	34	25 to 35	83.7	3	7.0
09/12/2024	19:00	0	2	4	9	10	2	1	0	0	0	0	0	0	0	0	0	0	0	0	0	28	29	34.5	25 to 35	67.9	3	10.7
09/12/2024	20:00	0	0	1	6	5	1	0	0	0	0	0	0	0	0	0	0	0	0	0	0	13	29.6	34	25 to 35	84.6	1	7.7
09/12/2024	21:00	0	0	2	6	4	0	1	0	0	0	0	0	0	0	0	0	0	0	0	0	13	29.2	33.8	25 to 35	76.9	1	7.7
09/12/2024	22:00	0	0	5	2	5	2	0	0	0	1	0	0	0	0	0	0	0	0	0	0	15	30.7	37.5	20 to 30	46.7	3	20.0
09/12/2024	23:00	0	0	0	1	1	0	0	0	0	0	0	0	0	0	0	0	0	0	0	0	2	29.5	35	25 to 35	100.0	*	*
24 Hr Summary		15	18	84	306	281	76	13	5	1	1	0	0	0	0	0	0	0	0	0	800	29.5	34.6	25 to 35	73.4	96	12.0	

Incoming Histogram

2025 Jan Ched Rd

from Thu-Nov-28-2024-01-00-PM to Fri-Jan-17-2025-05-59-AM

Date	Starting Hr:min	<15	15 to <20	20 to <25	25 to <30	30 to <35	35 to <40	40 to <45	45 to <50	50 to <55	55 to <60	60 to <65	65 to <70	70 to <75	75 to <80	80 to <85	85 to <90	90 to <95	95 to <100	100 to >105	Total Counts	Avg Speed (MPH)	85pet Speed	10MPH Pace	% in pace	# of Speeders	% Speeders	
10/12/2024	00:00	0	0	0	1	0	0	0	0	0	0	0	0	0	0	0	0	0	0	0	0	1	27	30	20 to 30	100.0	*	*
10/12/2024	01:00	0	0	0	1	1	0	0	0	0	0	0	0	0	0	0	0	0	0	0	0	2	29.5	35	25 to 35	100.0	*	*
10/12/2024	02:00	0	0	0	0	0	0	0	0	0	0	0	0	0	0	0	0	0	0	0	0	0	0	0	*	*	*	*
10/12/2024	03:00	0	0	0	0	0	0	0	0	0	0	0	0	0	0	0	0	0	0	0	0	0	0	0	*	*	*	*
10/12/2024	04:00	0	0	0	0	0	1	0	0	0	0	0	0	0	0	0	0	0	0	0	0	1	37	40	30 to 40	100.0	1	100.0
10/12/2024	05:00	0	0	0	2	0	1	0	0	0	0	0	0	0	0	0	0	0	0	0	0	3	30.3	40	20 to 30	66.7	1	33.3
10/12/2024	06:00	1	0	1	8	8	5	0	0	0	0	0	0	0	0	0	0	0	0	0	0	23	30.4	37	25 to 35	69.6	5	21.7
10/12/2024	07:00	2	1	6	17	28	9	2	1	0	0	0	0	0	0	0	0	0	0	0	0	66	30.6	36.1	25 to 35	68.2	12	18.2
10/12/2024	08:00	3	2	8	34	35	9	3	0	0	0	0	0	0	0	0	0	0	0	0	0	94	29.6	34.7	25 to 35	73.4	12	12.8
10/12/2024	09:00	1	0	8	32	20	5	0	1	0	0	0	0	0	0	0	0	0	0	0	0	67	29.2	34	25 to 35	77.6	6	9.0
10/12/2024	10:00	2	0	7	13	20	9	0	0	0	0	0	0	0	0	0	0	0	0	0	0	51	29.6	35.6	25 to 35	64.7	9	17.6
10/12/2024	11:00	1	0	10	25	24	8	0	1	0	0	0	0	0	0	0	0	0	0	0	0	69	29.7	34.8	25 to 35	71.0	9	13.0
10/12/2024	12:00	2	2	5	23	13	7	0	0	0	0	0	0	0	0	0	0	0	0	0	0	52	28.4	34.6	25 to 35	69.2	7	13.5
10/12/2024	13:00	1	2	12	20	21	6	1	0	0	0	0	0	0	0	0	0	0	0	0	0	63	28.8	34.5	25 to 35	65.1	7	11.1
10/12/2024	14:00	2	1	4	17	18	4	1	0	0	0	0	0	0	0	0	0	0	0	0	0	47	29.2	34.4	25 to 35	74.5	5	10.6
10/12/2024	15:00	2	7	14	31	25	5	1	0	0	0	0	0	0	0	0	0	0	0	0	0	85	27.7	33.6	25 to 35	65.9	6	7.1
10/12/2024	16:00	2	3	17	28	18	9	2	0	0	0	0	0	0	0	0	0	0	0	0	0	79	28.2	34.7	25 to 35	58.2	11	13.9
10/12/2024	17:00	1	1	7	39	25	4	2	0	0	0	0	0	0	0	0	0	0	0	0	0	79	29.1	33.8	25 to 35	81.0	6	7.6
10/12/2024	18:00	1	0	9	24	21	4	0	0	0	0	0	0	0	0	0	0	0	0	0	0	59	28.9	33.8	25 to 35	76.3	4	6.8
10/12/2024	19:00	1	0	3	10	9	6	1	0	0	0	0	0	0	0	0	0	0	0	0	0	30	30.4	37.5	25 to 35	63.3	7	23.3
10/12/2024	20:00	0	0	2	7	9	4	1	0	0	0	0	0	0	0	0	0	0	0	0	0	23	31.2	37.5	25 to 35	69.6	5	21.7
10/12/2024	21:00	0	1	4	10	6	1	1	0	0	0	0	0	0	0	0	0	0	0	0	0	23	28.4	34.2	25 to 35	69.6	2	8.7
10/12/2024	22:00	0	0	4	4	3	4	0	0	0	0	0	0	0	0	0	0	0	0	0	0	15	29.7	37.5	20 to 30	53.3	4	26.7
10/12/2024	23:00	0	0	0	2	2	0	0	0	0	0	0	0	0	0	0	0	0	0	0	0	4	29.8	32.5	25 to 35	100.0	*	*
24 Hr Summary		22	20	121	348	306	101	15	3	0	0	0	0	0	0	0	0	0	0	0	0	936	29.2	34.7	25 to 35	69.9	119	12.7

Incoming Histogram

2025 Jan Ched Rd

from Thu-Nov-28-2024-01-00-PM to Fri-Jan-17-2025-05-59-AM

Date	Starting Hr:min	<15	15 to <20	20 to <25	25 to <30	30 to <35	35 to <40	40 to <45	45 to <50	50 to <55	55 to <60	60 to <65	65 to <70	70 to <75	75 to <80	80 to <85	85 to <90	90 to <95	95 to <100	100 to >105	Total Counts	Avg Speed (MPH)	85pet Speed	10MPH Pace	% in pace	# of Speeders	% Speeders	
11/12/2024	00:00	0	0	1	0	1	0	0	0	0	0	0	0	0	0	0	0	0	0	0	0	2	27	35	15 to 25	50.0	*	*
11/12/2024	01:00	0	0	0	0	0	0	0	0	0	0	0	0	0	0	0	0	0	0	0	0	0	0	0	*	*	*	*
11/12/2024	02:00	0	0	1	0	0	0	0	0	0	0	0	0	0	0	0	0	0	0	0	0	1	22	25	15 to 25	100.0	*	*
11/12/2024	03:00	0	0	0	0	1	0	0	0	0	0	0	0	0	0	0	0	0	0	0	0	1	32	35	25 to 35	100.0	*	*
11/12/2024	04:00	0	0	0	0	0	0	0	0	0	0	0	0	0	0	0	0	0	0	0	0	0	0	0	*	*	*	*
11/12/2024	05:00	0	0	0	2	1	2	0	0	0	0	0	0	0	0	0	0	0	0	0	0	5	32.4	37.5	25 to 35	60.0	2	40.0
11/12/2024	06:00	1	1	1	8	11	6	0	0	0	0	0	0	0	0	0	0	0	0	0	0	28	30.3	36.7	25 to 35	67.9	6	21.4
11/12/2024	07:00	1	3	10	32	27	3	0	0	0	0	0	0	0	0	0	0	0	0	0	0	76	28.4	33.5	25 to 35	77.6	3	3.9
11/12/2024	08:00	2	1	7	27	33	10	2	0	0	0	0	0	0	0	0	0	0	0	0	0	82	30.1	35	25 to 35	73.2	12	14.6
11/12/2024	09:00	0	1	7	20	19	11	0	1	0	0	0	0	0	0	0	0	0	0	0	0	59	30.5	36.4	25 to 35	66.1	12	20.3
11/12/2024	10:00	4	4	6	17	18	5	3	0	0	0	0	0	0	0	0	0	0	0	0	0	57	28.1	34.7	25 to 35	61.4	8	14.0
11/12/2024	11:00	4	0	4	21	19	5	1	0	0	0	0	0	0	0	0	0	0	0	0	0	54	28.7	34.5	25 to 35	74.1	6	11.1
11/12/2024	12:00	6	1	9	19	18	3	0	0	0	0	0	0	0	0	0	0	0	0	0	0	56	26.8	33.6	25 to 35	66.1	3	5.4
11/12/2024	13:00	1	3	6	14	17	8	2	0	0	0	0	0	0	0	0	0	0	0	0	0	51	29.7	36.2	25 to 35	60.8	10	19.6
11/12/2024	14:00	2	4	6	15	17	13	3	0	0	0	0	0	0	0	0	0	0	0	0	0	60	30	37.7	25 to 35	53.3	16	26.7
11/12/2024	15:00	2	2	12	32	27	3	3	0	0	0	0	0	0	0	0	0	0	0	0	0	81	28.7	33.9	25 to 35	72.8	6	7.4
11/12/2024	16:00	2	1	13	37	24	4	1	0	0	0	0	0	0	0	0	0	0	0	0	0	82	28.3	33.5	25 to 35	74.4	5	6.1
11/12/2024	17:00	1	0	20	33	23	4	2	0	0	0	0	0	0	0	0	0	0	0	0	0	83	28.3	33.7	25 to 35	67.5	6	7.2
11/12/2024	18:00	2	3	18	25	27	4	2	1	0	0	0	0	0	0	0	0	0	0	0	0	82	28.3	34.1	25 to 35	63.4	7	8.5
11/12/2024	19:00	0	1	3	12	7	4	1	0	0	0	0	0	0	0	0	0	0	0	0	0	28	29.6	36.2	25 to 35	67.9	5	17.9
11/12/2024	20:00	1	2	3	7	10	2	1	0	0	0	0	0	0	0	0	0	0	0	0	0	26	28.5	34.5	25 to 35	65.4	3	11.5
11/12/2024	21:00	0	0	3	5	2	0	0	0	0	0	0	0	0	0	0	0	0	0	0	0	10	26.8	30	20 to 30	80.0	*	*
11/12/2024	22:00	1	1	2	5	4	0	0	0	0	0	0	0	0	0	0	0	0	0	0	0	13	26.2	32.5	25 to 35	69.2	*	*
11/12/2024	23:00	0	0	0	0	1	0	0	0	0	0	0	0	0	0	0	0	0	0	0	0	1	32	35	25 to 35	100.0	*	*
24 Hr Summary		30	28	132	331	307	87	21	2	0	0	0	0	0	0	0	0	0	0	0	938	28.8	34.5	25 to 35	68.0	110	11.7	

Incoming Histogram

2025 Jan Ched Rd

from Thu-Nov-28-2024-01-00-PM to Fri-Jan-17-2025-05-59-AM

Date	Starting Hr:min	<15	15 to <20	20 to <25	25 to <30	30 to <35	35 to <40	40 to <45	45 to <50	50 to <55	55 to <60	60 to <65	65 to <70	70 to <75	75 to <80	80 to <85	85 to <90	90 to <95	95 to <100	100 to >105	Total Counts	Avg Speed (MPH)	85pet Speed	10MPH Pace	% in pace	# of Speeders	% Speeders	
12/12/2024	00:00	0	0	0	0	0	0	0	0	0	0	0	0	0	0	0	0	0	0	0	0	0	0	*	*	*	*	
12/12/2024	01:00	0	0	0	0	0	0	0	0	0	0	0	0	0	0	0	0	0	0	0	0	0	0	*	*	*	*	
12/12/2024	02:00	0	0	0	0	0	0	0	0	0	0	0	0	0	0	0	0	0	0	0	0	0	0	*	*	*	*	
12/12/2024	03:00	0	0	0	0	0	0	0	0	0	0	0	0	0	0	0	0	0	0	0	0	0	0	*	*	*	*	
12/12/2024	04:00	0	0	0	0	1	1	0	0	0	0	0	0	0	0	0	0	0	0	0	0	2	34.5	40	30 to 40	100.0	1	50.0
12/12/2024	05:00	0	0	0	1	0	2	0	0	0	0	0	0	0	0	0	0	0	0	0	0	3	34	40	30 to 40	66.7	2	66.7
12/12/2024	06:00	0	0	2	6	10	2	1	0	0	0	0	0	0	0	0	0	0	0	0	0	21	30.9	35	25 to 35	76.2	3	14.3
12/12/2024	07:00	0	1	9	18	23	6	0	1	0	0	0	0	0	0	0	0	0	0	0	0	58	29.8	34.6	25 to 35	70.7	7	12.1
12/12/2024	08:00	3	2	7	26	38	23	8	1	0	0	0	0	0	0	0	0	0	0	0	0	108	31.7	38.5	25 to 35	59.3	32	29.6
12/12/2024	09:00	0	4	10	27	16	4	1	0	0	0	0	0	0	0	0	0	0	0	0	0	62	28.1	33.8	25 to 35	69.4	5	8.1
12/12/2024	10:00	3	2	5	23	28	7	3	0	0	0	0	0	0	0	0	0	0	0	0	0	71	29.6	34.8	25 to 35	71.8	10	14.1
12/12/2024	11:00	3	1	5	30	27	5	1	0	0	0	0	0	0	0	0	0	0	0	0	0	72	29.1	34.1	25 to 35	79.2	6	8.3
12/12/2024	12:00	3	2	9	28	24	1	0	0	0	0	0	0	0	0	0	0	0	0	0	0	67	27.6	33.1	25 to 35	77.6	1	1.5
12/12/2024	13:00	1	1	9	22	24	7	2	0	0	0	0	0	0	0	0	0	0	0	0	0	66	29.7	34.8	25 to 35	69.7	9	13.6
12/12/2024	14:00	2	3	15	16	17	4	2	0	0	0	0	0	0	0	0	0	0	0	0	0	59	27.6	34.1	25 to 35	55.9	6	10.2
12/12/2024	15:00	2	4	6	28	22	6	2	0	0	0	0	0	0	0	0	0	0	0	0	0	70	28.9	34.5	25 to 35	71.4	8	11.4
12/12/2024	16:00	1	2	11	18	23	4	3	0	0	0	0	0	0	0	0	0	0	0	0	0	62	29.2	34.6	25 to 35	66.1	7	11.3
12/12/2024	17:00	2	1	15	31	27	4	1	0	0	0	0	0	0	0	0	0	0	0	0	0	81	28.3	33.7	25 to 35	71.6	5	6.2
12/12/2024	18:00	0	1	10	24	19	11	2	0	0	0	0	0	0	0	0	0	0	0	0	0	67	30.1	36.4	25 to 35	64.2	13	19.4
12/12/2024	19:00	0	0	7	20	9	4	1	0	0	0	0	0	0	0	0	0	0	0	0	0	41	29	34.4	25 to 35	70.7	5	12.2
12/12/2024	20:00	0	0	2	2	13	1	0	0	0	0	0	0	0	0	0	0	0	0	0	0	18	31.1	34.2	25 to 35	83.3	1	5.6
12/12/2024	21:00	0	0	1	6	3	1	0	0	0	0	0	0	0	0	0	0	0	0	0	0	11	29.1	33.3	25 to 35	81.8	1	9.1
12/12/2024	22:00	1	2	4	12	9	2	0	0	0	0	0	0	0	0	0	0	0	0	0	0	30	27.7	33.9	25 to 35	70.0	2	6.7
12/12/2024	23:00	0	0	1	2	3	0	0	0	0	0	0	0	0	0	0	0	0	0	0	0	6	29	33.3	25 to 35	83.3	*	*
24 Hr Summary		21	26	128	340	336	95	27	2	0	0	0	0	0	0	0	0	0	0	0	0	975	29.3	34.7	25 to 35	69.3	124	12.7

Incoming Histogram

2025 Jan Ched Rd

from Thu-Nov-28-2024-01-00-PM to Fri-Jan-17-2025-05-59-AM

Date	Starting Hr:min	<15	15 to <20	20 to <25	25 to <30	30 to <35	35 to <40	40 to <45	45 to <50	50 to <55	55 to <60	60 to <65	65 to <70	70 to <75	75 to <80	80 to <85	85 to <90	90 to <95	95 to <100	100 to >105	Total Counts	Avg Speed (MPH)	85pet Speed	10MPH Pace	% in pace	# of Speeders	% Speeders	
13/12/2024	00:00	0	1	0	1	1	1	0	0	0	0	0	0	0	0	0	0	0	0	0	0	4	28.3	35	25 to 35	50.0	1	25.0
13/12/2024	01:00	0	0	0	0	0	1	0	0	0	0	0	0	0	0	0	0	0	0	0	0	1	37	40	30 to 40	100.0	1	100.0
13/12/2024	02:00	0	1	1	0	0	0	0	0	0	0	0	0	0	0	0	0	0	0	0	0	2	19.5	25	15 to 25	100.0	*	*
13/12/2024	03:00	0	0	0	1	1	0	0	0	0	0	0	0	0	0	0	0	0	0	0	0	2	29.5	35	25 to 35	100.0	*	*
13/12/2024	04:00	0	0	0	0	0	0	0	0	0	0	0	0	0	0	0	0	0	0	0	0	0	0	0	*	*	*	*
13/12/2024	05:00	0	0	0	3	3	1	1	0	0	0	0	0	0	0	0	0	0	0	0	0	8	32.1	40	25 to 35	75.0	2	25.0
13/12/2024	06:00	0	1	0	10	9	3	1	0	0	0	0	0	0	0	0	0	0	0	0	0	24	30.7	35	25 to 35	79.2	4	16.7
13/12/2024	07:00	1	2	7	14	20	6	0	2	0	0	0	0	0	0	0	0	0	0	0	0	52	29.9	35	25 to 35	65.4	8	15.4
13/12/2024	08:00	1	4	8	32	30	9	1	0	0	0	0	0	0	0	0	0	0	0	0	0	85	29.3	34.5	25 to 35	72.9	10	11.8
13/12/2024	09:00	0	5	7	25	24	5	0	1	0	0	0	0	0	0	0	0	0	0	0	0	67	29	34.2	25 to 35	73.1	6	9.0
13/12/2024	10:00	0	2	5	19	20	6	0	0	0	0	0	0	0	0	0	0	0	0	0	0	52	29.6	34.5	25 to 35	75.0	6	11.5
13/12/2024	11:00	2	4	12	32	12	4	1	0	0	0	0	0	0	0	0	0	0	0	0	0	67	27.1	32.9	20 to 30	65.7	5	7.5
13/12/2024	12:00	0	1	4	19	24	8	0	0	0	0	0	0	0	0	0	0	0	0	0	0	56	30.4	35	25 to 35	76.8	8	14.3
13/12/2024	13:00	3	4	2	21	30	2	2	0	0	0	0	0	0	0	0	0	0	0	0	0	64	29.1	34	25 to 35	79.7	4	6.3
13/12/2024	14:00	0	0	7	15	23	4	0	0	0	0	0	0	0	0	0	0	0	0	0	0	49	29.9	34.3	25 to 35	77.6	4	8.2
13/12/2024	15:00	2	0	7	21	35	10	1	0	0	0	0	0	0	0	0	0	0	0	0	0	76	30.4	35	25 to 35	73.7	11	14.5
13/12/2024	16:00	0	1	7	34	22	4	1	0	0	0	0	0	0	0	0	0	0	0	0	0	69	29.2	33.9	25 to 35	81.2	5	7.2
13/12/2024	17:00	1	1	14	27	19	7	1	0	0	0	0	0	0	0	0	0	0	0	0	0	70	28.6	34.5	25 to 35	65.7	8	11.4
13/12/2024	18:00	0	0	6	28	15	7	1	0	0	0	0	0	0	0	0	0	0	0	0	0	57	29.7	34.7	25 to 35	75.4	8	14.0
13/12/2024	19:00	2	0	3	13	12	2	0	0	0	0	0	0	0	0	0	0	0	0	0	0	32	28.3	33.8	25 to 35	78.1	2	6.3
13/12/2024	20:00	0	0	2	12	9	1	0	0	0	0	0	0	0	0	0	0	0	0	0	0	24	29.3	33.3	25 to 35	87.5	1	4.2
13/12/2024	21:00	0	0	0	2	2	3	0	0	0	0	0	0	0	0	0	0	0	0	0	0	7	32.7	38.3	30 to 40	71.4	3	42.9
13/12/2024	22:00	0	0	1	7	1	0	0	0	0	0	0	0	0	0	0	0	0	0	0	0	9	27.3	30	20 to 30	88.9	*	*
13/12/2024	23:00	0	0	0	2	5	1	0	0	0	0	0	0	0	0	0	0	0	0	0	0	8	31.6	35	25 to 35	87.5	1	12.5
24 Hr Summary		12	27	93	338	317	85	10	3	0	0	0	0	0	0	0	0	0	0	0	885	29.3	34.4	25 to 35	74.0	98	11.1	

Incoming Histogram

2025 Jan Ched Rd

from Thu-Nov-28-2024-01-00-PM to Fri-Jan-17-2025-05-59-AM

Date	Starting Hr:min	<15	15 to <20	20 to <25	25 to <30	30 to <35	35 to <40	40 to <45	45 to <50	50 to <55	55 to <60	60 to <65	65 to <70	70 to <75	75 to <80	80 to <85	85 to <90	90 to <95	95 to <100	100 to >105	Total Counts	Avg Speed (MPH)	85pet Speed	10MPH Pace	% in pace	# of Speeders	% Speeders	
14/12/2024	00:00	0	0	0	0	5	1	1	0	0	0	0	0	0	0	0	0	0	0	0	0	7	34.3	40	30 to 40	85.7	2	28.6
14/12/2024	01:00	0	0	0	0	1	0	0	0	0	0	0	0	0	0	0	0	0	0	0	0	1	32	35	25 to 35	100.0	*	*
14/12/2024	02:00	0	0	0	0	0	0	0	0	0	0	0	0	0	0	0	0	0	0	0	0	0	0	0	*	*	*	*
14/12/2024	03:00	1	0	0	1	0	0	0	0	0	0	0	0	0	0	0	0	0	0	0	0	2	19.5	30	5 to 15	50.0	*	*
14/12/2024	04:00	0	0	0	0	0	0	0	0	0	0	0	0	0	0	0	0	0	0	0	0	0	0	0	*	*	*	*
14/12/2024	05:00	0	0	0	1	2	1	1	0	0	0	0	0	0	0	0	0	0	0	0	0	5	34.2	40	25 to 35	60.0	2	40.0
14/12/2024	06:00	0	0	0	3	3	0	0	0	0	0	0	0	0	0	0	0	0	0	0	0	6	29.7	33.3	25 to 35	100.0	*	*
14/12/2024	07:00	0	0	1	4	5	9	1	0	0	0	0	0	0	0	0	0	0	0	0	0	20	33.6	38.9	30 to 40	70.0	10	50.0
14/12/2024	08:00	1	0	10	17	13	5	1	0	0	0	0	0	0	0	0	0	0	0	0	0	47	28.8	34.6	25 to 35	63.8	6	12.8
14/12/2024	09:00	3	6	7	24	26	7	0	0	0	0	0	0	0	0	0	0	0	0	0	0	73	28.2	34.2	25 to 35	68.5	7	9.6
14/12/2024	10:00	2	1	7	12	30	6	1	0	0	0	0	0	0	0	0	0	0	0	0	0	59	29.9	34.7	25 to 35	71.2	7	11.9
14/12/2024	11:00	3	3	7	20	29	4	0	0	0	0	0	0	0	0	0	0	0	0	0	0	66	28.5	34	25 to 35	74.2	4	6.1
14/12/2024	12:00	6	2	4	20	21	7	1	0	0	0	0	0	0	0	0	0	0	0	0	0	61	28.4	34.8	25 to 35	67.2	8	13.1
14/12/2024	13:00	0	2	8	21	30	5	4	0	0	0	0	0	0	0	0	0	0	0	0	0	70	30.3	34.8	25 to 35	72.9	9	12.9
14/12/2024	14:00	2	2	6	21	26	9	2	1	0	0	0	0	0	0	0	0	0	0	0	0	69	30.2	36.1	25 to 35	68.1	12	17.4
14/12/2024	15:00	1	0	7	25	21	9	1	0	0	0	0	0	0	0	0	0	0	0	0	0	64	29.9	35	25 to 35	71.9	10	15.6
14/12/2024	16:00	1	2	2	20	15	5	0	0	0	0	0	0	0	0	0	0	0	0	0	0	45	29.2	34.3	25 to 35	77.8	5	11.1
14/12/2024	17:00	1	1	5	19	12	3	1	0	0	0	0	0	0	0	0	0	0	0	0	0	42	28.7	34.2	25 to 35	73.8	4	9.5
14/12/2024	18:00	0	0	3	10	19	2	0	0	0	0	0	0	0	0	0	0	0	0	0	0	34	30.4	34.2	25 to 35	85.3	2	5.9
14/12/2024	19:00	0	1	4	14	13	5	1	2	0	0	0	0	0	0	0	0	0	0	0	0	40	30.8	37	25 to 35	67.5	8	20.0
14/12/2024	20:00	1	0	1	4	5	1	0	0	0	0	0	0	0	0	0	0	0	0	0	0	12	28	34	25 to 35	75.0	1	8.3
14/12/2024	21:00	0	0	3	5	3	0	0	0	0	0	0	0	0	0	0	0	0	0	0	0	11	27.4	31.7	20 to 30	72.7	*	*
14/12/2024	22:00	0	0	0	4	2	1	1	0	0	0	0	0	0	0	0	0	0	0	0	0	8	31.5	40	25 to 35	75.0	2	25.0
14/12/2024	23:00	0	0	3	3	1	0	0	0	0	0	0	0	0	0	0	0	0	0	0	0	7	25.7	30	20 to 30	85.7	*	*
24 Hr Summary		22	20	78	248	282	80	16	3	0	0	0	0	0	0	0	0	0	0	0	0	749	29.5	34.8	25 to 35	70.8	99	13.2

Incoming Histogram

2025 Jan Ched Rd

from Thu-Nov-28-2024-01-00-PM to Fri-Jan-17-2025-05-59-AM

Date	Starting Hr:min	<15	15 to <20	20 to <25	25 to <30	30 to <35	35 to <40	40 to <45	45 to <50	50 to <55	55 to <60	60 to <65	65 to <70	70 to <75	75 to <80	80 to <85	85 to <90	90 to <95	95 to <100	100 to >105	Total Counts	Avg Speed (MPH)	85pet Speed	10MPH Pace	% in pace	# of Speeders	% Speeders	
15/12/2024	00:00	1	0	2	2	2	1	0	0	0	0	0	0	0	0	0	0	0	0	0	0	8	26.4	35	20 to 30	50.0	1	12.5
15/12/2024	01:00	0	0	1	1	1	1	0	0	0	0	0	0	0	0	0	0	0	0	0	0	4	29.5	35	20 to 30	50.0	1	25.0
15/12/2024	02:00	0	1	0	3	1	0	1	0	0	0	0	0	0	0	0	0	0	0	0	0	6	28.8	35	25 to 35	66.7	1	16.7
15/12/2024	03:00	0	0	0	0	0	0	0	0	0	0	0	0	0	0	0	0	0	0	0	0	0	0	0	*	*	*	*
15/12/2024	04:00	0	0	1	0	1	1	0	0	0	0	0	0	0	0	0	0	0	0	0	0	3	30.3	40	30 to 40	66.7	1	33.3
15/12/2024	05:00	0	0	0	1	0	0	0	0	0	0	0	0	0	0	0	0	0	0	0	0	1	27	30	20 to 30	100.0	*	*
15/12/2024	06:00	0	0	0	0	1	1	0	0	0	0	0	0	0	0	0	0	0	0	0	0	2	34.5	40	30 to 40	100.0	1	50.0
15/12/2024	07:00	0	0	1	1	7	2	0	0	0	0	0	0	0	0	0	0	0	0	0	0	11	31.8	35	30 to 40	81.8	2	18.2
15/12/2024	08:00	0	1	2	11	5	5	2	0	0	0	0	0	0	0	0	0	0	0	0	0	26	30.6	38	25 to 35	61.5	7	26.9
15/12/2024	09:00	2	1	6	13	18	5	0	0	0	0	0	0	0	0	0	0	0	0	0	0	45	29	34.4	25 to 35	68.9	5	11.1
15/12/2024	10:00	3	1	6	17	18	10	2	0	0	0	0	0	0	0	0	0	0	0	0	0	57	29.8	36.5	25 to 35	61.4	12	21.1
15/12/2024	11:00	4	0	10	27	28	6	2	0	0	0	0	0	0	0	0	0	0	0	0	0	77	29	34.3	25 to 35	71.4	8	10.4
15/12/2024	12:00	4	1	4	18	19	7	0	1	0	0	0	0	0	0	0	0	0	0	0	0	54	29.1	35	25 to 35	68.5	8	14.8
15/12/2024	13:00	3	1	6	23	27	7	1	0	0	0	0	0	0	0	0	0	0	0	0	0	68	29.4	34.6	25 to 35	73.5	8	11.8
15/12/2024	14:00	0	3	3	8	11	9	4	0	0	0	0	0	0	0	0	0	0	0	0	0	38	31.6	38.9	30 to 40	52.6	13	34.2
15/12/2024	15:00	1	3	1	6	15	6	0	1	0	0	0	0	0	0	0	0	0	0	0	0	33	30.5	36.7	25 to 35	63.6	7	21.2
15/12/2024	16:00	1	1	5	20	10	4	1	0	0	0	0	0	0	0	0	0	0	0	0	0	42	28.7	34.5	25 to 35	71.4	5	11.9
15/12/2024	17:00	0	0	2	14	9	5	2	0	0	0	0	0	0	0	0	0	0	0	0	0	32	31	37	25 to 35	71.9	7	21.9
15/12/2024	18:00	0	1	2	20	7	3	1	0	0	0	0	0	0	0	0	0	0	0	0	0	34	29.1	34.3	25 to 35	79.4	4	11.8
15/12/2024	19:00	0	0	0	7	6	1	0	0	0	0	0	0	0	0	0	0	0	0	0	0	14	30.2	34.2	25 to 35	92.9	1	7.1
15/12/2024	20:00	0	0	0	4	0	0	0	0	0	0	0	0	0	0	0	0	0	0	0	0	4	27.3	28.8	20 to 30	100.0	*	*
15/12/2024	21:00	1	0	0	1	4	3	1	1	0	0	0	0	0	0	0	0	0	0	0	0	11	33.5	40	30 to 40	63.6	5	45.5
15/12/2024	22:00	0	0	1	6	1	1	0	0	0	0	0	0	0	0	0	0	0	0	0	0	9	28.3	35	20 to 30	77.8	1	11.1
15/12/2024	23:00	0	0	0	0	3	0	0	0	0	0	0	0	0	0	0	0	0	0	0	0	3	32.3	35	25 to 35	100.0	*	*
24 Hr Summary		20	14	53	203	194	78	17	3	0	0	0	0	0	0	0	0	0	0	0	0	582	29.7	35.7	25 to 35	68.2	98	16.8

Incoming Histogram

2025 Jan Ched Rd

from Thu-Nov-28-2024-01-00-PM to Fri-Jan-17-2025-05-59-AM

Date	Starting Hr:min	<15	15 to <20	20 to <25	25 to <30	30 to <35	35 to <40	40 to <45	45 to <50	50 to <55	55 to <60	60 to <65	65 to <70	70 to <75	75 to <80	80 to <85	85 to <90	90 to <95	95 to <100	100 to >105	Total Counts	Avg Speed (MPH)	85pet Speed	10MPH Pace	% in pace	# of Speeders	% Speeders	
16/12/2024	00:00	1	1	0	0	0	0	0	0	0	0	0	0	0	0	0	0	0	0	0	0	2	14.5	20	10 to 20	100.0	*	*
16/12/2024	01:00	0	0	1	0	0	0	0	0	0	0	0	0	0	0	0	0	0	0	0	0	1	22	25	15 to 25	100.0	*	*
16/12/2024	02:00	0	0	0	0	0	0	0	0	0	0	0	0	0	0	0	0	0	0	0	0	0	0	0	*	*	*	*
16/12/2024	03:00	0	0	0	0	1	0	0	0	0	0	0	0	0	0	0	0	0	0	0	0	1	32	35	25 to 35	100.0	*	*
16/12/2024	04:00	1	0	0	0	0	1	0	0	0	0	0	0	0	0	0	0	0	0	0	0	2	24.5	40	5 to 15	50.0	1	50.0
16/12/2024	05:00	0	0	0	1	4	1	0	0	0	0	0	0	0	0	0	0	0	0	0	0	6	32.2	35	25 to 35	83.3	1	16.7
16/12/2024	06:00	0	1	1	5	8	4	0	0	0	0	0	0	0	0	0	0	0	0	0	0	19	30.7	36.2	25 to 35	68.4	4	21.1
16/12/2024	07:00	1	1	2	16	20	7	0	1	0	0	0	0	0	0	0	0	0	0	0	0	48	30.6	35.7	25 to 35	75.0	8	16.7
16/12/2024	08:00	3	0	3	31	36	15	3	0	0	0	0	0	0	0	0	0	0	0	0	0	91	30.9	36.3	25 to 35	73.6	18	19.8
16/12/2024	09:00	2	1	9	21	24	4	3	0	0	0	0	0	0	0	0	0	0	0	0	0	64	29.2	34.4	25 to 35	70.3	7	10.9
16/12/2024	10:00	0	1	4	17	15	11	1	0	0	0	0	0	0	0	0	0	0	0	0	0	49	30.9	37.3	25 to 35	65.3	12	24.5
16/12/2024	11:00	3	4	4	24	22	7	2	1	0	0	0	0	0	0	0	0	0	0	0	0	67	29.2	35	25 to 35	68.7	10	14.9
16/12/2024	12:00	3	2	6	27	28	4	1	0	0	0	0	0	0	0	0	0	0	0	0	0	71	28.7	33.9	25 to 35	77.5	5	7.0
16/12/2024	13:00	0	1	3	29	5	5	3	2	0	0	0	0	0	0	0	0	0	0	0	0	48	30.2	38	25 to 35	70.8	10	20.8
16/12/2024	14:00	3	0	4	17	23	9	2	0	0	0	0	0	0	0	0	0	0	0	0	0	58	30.3	36.1	25 to 35	69.0	11	19.0
16/12/2024	15:00	0	1	9	32	35	12	1	0	0	0	0	0	0	0	0	0	0	0	0	0	90	30.3	34.9	25 to 35	74.4	13	14.4
16/12/2024	16:00	1	2	6	24	21	1	2	0	0	0	0	0	0	0	0	0	0	0	0	0	57	28.8	33.6	25 to 35	78.9	3	5.3
16/12/2024	17:00	0	0	4	25	12	5	5	0	0	0	0	0	0	0	0	0	0	0	0	0	51	30.6	37	25 to 35	72.5	10	19.6
16/12/2024	18:00	1	2	5	18	20	11	1	0	0	0	0	0	0	0	0	0	0	0	0	0	58	30.2	36.4	25 to 35	65.5	12	20.7
16/12/2024	19:00	1	0	2	15	11	5	2	0	1	0	0	0	0	0	0	0	0	0	0	0	37	31	37	25 to 35	70.3	8	21.6
16/12/2024	20:00	1	0	1	3	7	1	1	0	0	0	0	0	0	0	0	0	0	0	0	0	14	30.1	35	25 to 35	71.4	2	14.3
16/12/2024	21:00	0	0	0	5	7	0	0	0	0	0	0	0	0	0	0	0	0	0	0	0	12	30.3	33.6	25 to 35	100.0	*	*
16/12/2024	22:00	0	0	1	1	1	0	0	1	0	0	0	0	0	0	0	0	0	0	0	0	4	32	35	20 to 30	50.0	1	25.0
16/12/2024	23:00	0	0	0	1	1	0	0	0	0	0	0	0	0	0	0	0	0	0	0	0	2	29.5	35	25 to 35	100.0	*	*
24 Hr Summary		21	17	65	312	301	103	27	5	1	0	0	0	0	0	0	0	0	0	0	852	30	35.4	25 to 35	71.9	136	16.0	

Incoming Histogram

2025 Jan Ched Rd

from Thu-Nov-28-2024-01-00-PM to Fri-Jan-17-2025-05-59-AM

Date	Starting Hr:min	<15	15 to <20	20 to <25	25 to <30	30 to <35	35 to <40	40 to <45	45 to <50	50 to <55	55 to <60	60 to <65	65 to <70	70 to <75	75 to <80	80 to <85	85 to <90	90 to <95	95 to <100	100 to >105	Total Counts	Avg Speed (MPH)	85pet Speed	10MPH Pace	% in pace	# of Speeders	% Speeders	
17/12/2024	00:00	0	0	0	1	1	0	0	0	0	0	0	0	0	0	0	0	0	0	0	0	2	29.5	35	25 to 35	100.0	*	*
17/12/2024	01:00	0	0	0	0	0	0	0	0	0	0	0	0	0	0	0	0	0	0	0	0	0	0	0	*	*	*	*
17/12/2024	02:00	0	0	0	1	0	0	0	0	0	0	0	0	0	0	0	0	0	0	0	0	1	27	30	20 to 30	100.0	*	*
17/12/2024	03:00	0	0	0	0	1	0	0	0	0	0	0	0	0	0	0	0	0	0	0	0	1	32	35	25 to 35	100.0	*	*
17/12/2024	04:00	0	0	0	0	0	1	0	0	0	0	0	0	0	0	0	0	0	0	0	0	1	37	40	30 to 40	100.0	1	100.0
17/12/2024	05:00	0	0	0	1	3	2	0	0	0	0	0	0	0	0	0	0	0	0	0	0	6	33	37.5	30 to 40	83.3	2	33.3
17/12/2024	06:00	1	0	1	11	10	5	0	0	0	0	0	0	0	0	0	0	0	0	0	0	28	30.2	36	25 to 35	75.0	5	17.9
17/12/2024	07:00	1	2	8	26	26	4	1	0	0	0	0	0	0	0	0	0	0	0	0	0	68	29	34	25 to 35	76.5	5	7.4
17/12/2024	08:00	3	2	8	28	29	20	2	0	0	0	0	0	0	0	0	0	0	0	0	0	92	30.4	37	25 to 35	62.0	22	23.9
17/12/2024	09:00	3	5	13	33	24	5	1	1	0	0	0	0	0	0	0	0	0	0	0	0	85	28	33.8	25 to 35	67.1	7	8.2
17/12/2024	10:00	0	3	11	20	26	6	1	0	0	0	0	0	0	0	0	0	0	0	0	0	67	29.2	34.4	25 to 35	68.7	7	10.4
17/12/2024	11:00	3	0	9	27	16	6	1	1	0	0	0	0	0	0	0	0	0	0	0	0	63	28.8	34.7	25 to 35	68.3	8	12.7
17/12/2024	12:00	2	0	4	29	21	1	1	0	0	0	0	0	0	0	0	0	0	0	0	0	58	28.8	33.3	25 to 35	86.2	2	3.4
17/12/2024	13:00	0	0	6	37	25	5	0	1	0	0	0	0	0	0	0	0	0	0	0	0	74	29.7	34	25 to 35	83.8	6	8.1
17/12/2024	14:00	2	2	5	23	27	7	2	0	0	0	0	0	0	0	0	0	0	0	0	0	68	29.6	34.8	25 to 35	73.5	9	13.2
17/12/2024	15:00	2	3	11	24	18	14	1	0	0	0	0	0	0	0	0	0	0	0	0	0	73	29.2	36.4	25 to 35	57.5	15	20.5
17/12/2024	16:00	1	4	5	23	22	1	0	0	0	0	0	0	0	0	0	0	0	0	0	0	56	28.1	33.4	25 to 35	80.4	1	1.8
17/12/2024	17:00	0	3	16	33	27	5	1	0	0	0	0	0	0	0	0	0	0	0	0	0	85	28.5	33.7	25 to 35	70.6	6	7.1
17/12/2024	18:00	2	0	6	21	22	8	3	0	0	0	0	0	0	0	0	0	0	0	0	0	62	30.2	36.2	25 to 35	69.4	11	17.7
17/12/2024	19:00	1	1	6	11	13	7	2	0	1	0	0	0	0	0	0	0	0	0	0	0	42	30.6	37.9	25 to 35	57.1	10	23.8
17/12/2024	20:00	0	0	3	9	8	0	0	0	0	0	0	0	0	0	0	0	0	0	0	0	20	28.6	33.1	25 to 35	85.0	*	*
17/12/2024	21:00	0	1	1	7	5	4	1	0	0	0	0	0	0	0	0	0	0	0	0	0	19	30.7	37.5	25 to 35	63.2	5	26.3
17/12/2024	22:00	0	0	1	6	7	1	0	0	0	0	0	0	0	0	0	0	0	0	0	0	15	30	34.3	25 to 35	86.7	1	6.7
17/12/2024	23:00	0	0	0	2	0	0	0	1	0	0	0	0	0	0	0	0	0	0	0	0	3	33.7	50	20 to 30	66.7	1	33.3
24 Hr Summary		21	26	114	373	331	102	17	4	1	0	0	0	0	0	0	0	0	0	0	989	29.3	34.6	25 to 35	71.2	124	12.5	

Incoming Histogram

2025 Jan Ched Rd

from Thu-Nov-28-2024-01-00-PM to Fri-Jan-17-2025-05-59-AM

Date	Starting Hr:min	<15	15 to <20	20 to <25	25 to <30	30 to <35	35 to <40	40 to <45	45 to <50	50 to <55	55 to <60	60 to <65	65 to <70	70 to <75	75 to <80	80 to <85	85 to <90	90 to <95	95 to <100	100 to >105	Total Counts	Avg Speed (MPH)	85pet Speed	10MPH Pace	% in pace	# of Speeders	% Speeders	
18/12/2024	00:00	0	2	0	0	0	0	0	0	0	0	0	0	0	0	0	0	0	0	0	0	2	17.5	20	10 to 20	100.0	*	*
18/12/2024	01:00	0	0	0	0	0	0	0	0	0	0	0	0	0	0	0	0	0	0	0	0	0	0	0	*	*	*	*
18/12/2024	02:00	0	0	0	0	0	0	0	0	0	0	0	0	0	0	0	0	0	0	0	0	0	0	0	*	*	*	*
18/12/2024	03:00	0	0	1	0	0	0	0	0	0	0	0	0	0	0	0	0	0	0	0	0	1	22	25	15 to 25	100.0	*	*
18/12/2024	04:00	1	0	0	0	0	0	0	0	0	0	0	0	0	0	0	0	0	0	0	0	1	12	15	5 to 15	100.0	*	*
18/12/2024	05:00	0	0	1	6	2	2	2	0	0	0	0	0	0	0	0	0	0	0	0	0	13	31.5	40	25 to 35	61.5	4	30.8
18/12/2024	06:00	1	1	0	10	6	3	0	0	0	0	0	0	0	0	0	0	0	0	0	0	21	28.8	35	25 to 35	76.2	3	14.3
18/12/2024	07:00	2	4	7	19	28	3	1	1	0	0	0	0	0	0	0	0	0	0	0	0	65	28.8	34.1	25 to 35	72.3	5	7.7
18/12/2024	08:00	4	6	16	36	34	8	2	1	0	0	0	0	0	0	0	0	0	0	0	0	107	28.4	34.3	25 to 35	65.4	11	10.3
18/12/2024	09:00	1	1	9	25	29	5	0	0	0	0	0	0	0	0	0	0	0	0	0	0	70	29.2	34.1	25 to 35	77.1	5	7.1
18/12/2024	10:00	0	0	9	24	24	7	2	0	0	0	0	0	0	0	0	0	0	0	0	0	66	30.1	34.8	25 to 35	72.7	9	13.6
18/12/2024	11:00	1	2	10	18	24	2	0	1	0	0	0	0	0	0	0	0	0	0	0	0	58	28.7	33.8	25 to 35	72.4	3	5.2
18/12/2024	12:00	4	2	10	25	23	2	0	0	0	0	0	0	0	0	0	0	0	0	0	0	66	27.5	33.3	25 to 35	72.7	2	3.0
18/12/2024	13:00	2	2	6	22	15	10	2	0	0	0	0	0	0	0	0	0	0	0	0	0	59	29.4	36.5	25 to 35	62.7	12	20.3
18/12/2024	14:00	1	1	10	30	23	5	0	0	0	0	0	0	0	0	0	0	0	0	0	0	70	28.7	33.9	25 to 35	75.7	5	7.1
18/12/2024	15:00	2	1	5	32	23	5	1	0	0	0	0	0	0	0	0	0	0	0	0	0	69	29.1	34.1	25 to 35	79.7	6	8.7
18/12/2024	16:00	1	5	8	32	29	9	2	0	0	0	0	0	0	0	0	0	0	0	0	0	86	29.3	34.7	25 to 35	70.9	11	12.8
18/12/2024	17:00	1	0	13	36	25	3	1	0	0	0	0	0	0	0	0	0	0	0	0	0	79	28.6	33.4	25 to 35	77.2	4	5.1
18/12/2024	18:00	0	2	7	15	16	7	0	0	0	0	0	0	0	0	0	0	0	0	0	0	47	29.4	35	25 to 35	66.0	7	14.9
18/12/2024	19:00	2	1	4	17	10	4	1	0	0	0	0	0	0	0	0	0	0	0	0	0	39	28.5	34.5	25 to 35	69.2	5	12.8
18/12/2024	20:00	0	0	1	9	6	0	1	0	0	0	0	0	0	0	0	0	0	0	0	0	17	29.6	33.3	25 to 35	88.2	1	5.9
18/12/2024	21:00	1	0	0	6	3	3	1	0	0	0	0	0	0	0	0	0	0	0	0	0	14	30.2	38.3	25 to 35	64.3	4	28.6
18/12/2024	22:00	0	0	2	3	9	3	1	0	0	0	0	0	0	0	0	0	0	0	0	0	18	31.7	36.7	25 to 35	66.7	4	22.2
18/12/2024	23:00	0	0	1	3	5	1	0	0	0	0	0	0	0	0	0	0	0	0	0	0	10	30.2	34	25 to 35	80.0	1	10.0
24 Hr Summary		24	30	120	368	334	82	17	3	0	0	0	0	0	0	0	0	0	0	0	978	29	34.3	25 to 35	71.8	102	10.4	

Incoming Histogram

2025 Jan Ched Rd

from Thu-Nov-28-2024-01-00-PM to Fri-Jan-17-2025-05-59-AM

Date	Starting Hr:min	<15	15 to <20	20 to <25	25 to <30	30 to <35	35 to <40	40 to <45	45 to <50	50 to <55	55 to <60	60 to <65	65 to <70	70 to <75	75 to <80	80 to <85	85 to <90	90 to <95	95 to <100	100 to >105	Total Counts	Avg Speed (MPH)	85pet Speed	10MPH Pace	% in pace	# of Speeders	% Speeders	
19/12/2024	00:00	0	0	0	0	0	0	0	0	0	0	0	0	0	0	0	0	0	0	0	0	0	0	*	*	*	*	
19/12/2024	01:00	0	0	0	0	0	0	0	0	0	0	0	0	0	0	0	0	0	0	0	0	0	0	*	*	*	*	
19/12/2024	02:00	0	0	0	0	0	0	0	0	0	0	0	0	0	0	0	0	0	0	0	0	0	0	*	*	*	*	
19/12/2024	03:00	1	0	0	0	0	0	0	0	0	0	0	0	0	0	0	0	0	0	0	0	1	12	15	5 to 15	100.0	*	*
19/12/2024	04:00	0	0	0	0	0	0	0	0	0	0	0	0	0	0	0	0	0	0	0	0	0	0	*	*	*	*	
19/12/2024	05:00	0	0	0	3	3	4	1	0	0	0	0	0	0	0	0	0	0	0	0	0	11	33.5	38.8	30 to 40	63.6	5	45.5
19/12/2024	06:00	0	1	2	7	10	5	0	0	0	0	0	0	0	0	0	0	0	0	0	0	25	30.5	36	25 to 35	68.0	5	20.0
19/12/2024	07:00	2	2	4	19	35	6	4	1	0	0	0	0	0	0	0	0	0	0	0	0	73	30.8	35	25 to 35	74.0	11	15.1
19/12/2024	08:00	4	1	9	33	51	19	1	1	0	0	0	0	0	0	0	0	0	0	0	0	119	30.5	35.8	25 to 35	70.6	21	17.6
19/12/2024	09:00	1	3	9	32	25	7	1	0	0	0	0	0	0	0	0	0	0	0	0	0	78	28.9	34.2	25 to 35	73.1	8	10.3
19/12/2024	10:00	2	3	11	42	18	5	1	0	0	0	0	0	0	0	0	0	0	0	0	0	82	27.9	33.3	25 to 35	73.2	6	7.3
19/12/2024	11:00	3	1	10	21	18	6	0	0	0	0	0	0	0	0	0	0	0	0	0	0	59	28.1	34.2	25 to 35	66.1	6	10.2
19/12/2024	12:00	0	3	8	24	14	7	2	0	0	0	0	0	0	0	0	0	0	0	0	0	58	29.2	35	25 to 35	65.5	9	15.5
19/12/2024	13:00	0	2	2	29	23	7	2	0	0	0	0	0	0	0	0	0	0	0	0	0	65	30.3	34.8	25 to 35	80.0	9	13.8
19/12/2024	14:00	2	0	6	19	26	7	2	0	0	0	0	0	0	0	0	0	0	0	0	0	62	30.2	35	25 to 35	72.6	9	14.5
19/12/2024	15:00	3	0	11	26	28	15	2	0	0	0	0	0	0	0	0	0	0	0	0	0	85	30	36.3	25 to 35	63.5	17	20.0
19/12/2024	16:00	0	5	4	24	27	8	1	2	0	0	0	0	0	0	0	0	0	0	0	0	71	30.2	35	25 to 35	71.8	11	15.5
19/12/2024	17:00	0	4	14	30	33	10	0	0	0	0	0	0	0	0	0	0	0	0	0	0	91	29.1	34.4	25 to 35	69.2	10	11.0
19/12/2024	18:00	0	3	3	21	22	7	0	1	0	0	0	0	0	0	0	0	0	0	0	0	57	30.1	34.8	25 to 35	75.4	8	14.0
19/12/2024	19:00	0	0	2	8	12	4	3	0	0	0	0	0	0	0	0	0	0	0	0	0	29	32	38.8	25 to 35	69.0	7	24.1
19/12/2024	20:00	0	0	3	6	6	2	0	0	0	0	0	0	0	0	0	0	0	0	0	0	17	29.4	34.2	25 to 35	70.6	2	11.8
19/12/2024	21:00	0	0	3	8	7	5	0	0	0	0	0	0	0	0	0	0	0	0	0	0	23	30.3	37	25 to 35	65.2	5	21.7
19/12/2024	22:00	0	0	0	8	7	1	0	0	0	0	0	0	0	0	0	0	0	0	0	0	16	30.2	34.3	25 to 35	93.8	1	6.3
19/12/2024	23:00	0	0	0	1	1	1	1	0	0	0	0	0	0	0	0	0	0	0	0	0	4	34.5	40	25 to 35	50.0	2	50.0
24 Hr Summary		18	28	101	361	366	126	21	5	0	0	0	0	0	0	0	0	0	0	0	1026	29.8	35	25 to 35	70.9	152	14.8	

Incoming Histogram

2025 Jan Ched Rd

from Thu-Nov-28-2024-01-00-PM to Fri-Jan-17-2025-05-59-AM

Date	Starting Hr:min	<15	15 to <20	20 to <25	25 to <30	30 to <35	35 to <40	40 to <45	45 to <50	50 to <55	55 to <60	60 to <65	65 to <70	70 to <75	75 to <80	80 to <85	85 to <90	90 to <95	95 to <100	100 to >105	Total Counts	Avg Speed (MPH)	85pet Speed	10MPH Pace	% in pace	# of Speeders	% Speeders	
20/12/2024	00:00	0	1	2	1	0	1	0	0	0	0	0	0	0	0	0	0	0	0	0	0	5	25.2	30	15 to 25	60.0	1	20.0
20/12/2024	01:00	0	0	0	0	0	0	0	0	0	0	0	0	0	0	0	0	0	0	0	0	0	0	0	*	*	*	*
20/12/2024	02:00	0	0	0	0	0	0	0	0	0	0	0	0	0	0	0	0	0	0	0	0	0	0	0	*	*	*	*
20/12/2024	03:00	0	0	0	0	0	0	0	0	0	0	0	0	0	0	0	0	0	0	0	0	0	0	0	*	*	*	*
20/12/2024	04:00	0	0	0	0	1	0	0	0	0	0	0	0	0	0	0	0	0	0	0	0	1	32	35	25 to 35	100.0	*	*
20/12/2024	05:00	0	0	0	0	3	0	2	0	0	0	0	0	0	0	0	0	0	0	0	0	5	36	42.5	25 to 35	60.0	2	40.0
20/12/2024	06:00	1	0	0	4	15	3	0	0	0	0	0	0	0	0	0	0	0	0	0	0	23	31.3	35	25 to 35	82.6	3	13.0
20/12/2024	07:00	0	3	5	14	17	4	0	0	0	0	0	0	0	0	0	0	0	0	0	0	43	29.1	34.4	25 to 35	72.1	4	9.3
20/12/2024	08:00	4	4	16	34	28	13	0	0	0	0	0	0	0	0	0	0	0	0	0	0	99	28.3	34.6	25 to 35	62.6	13	13.1
20/12/2024	09:00	1	4	9	24	29	7	1	0	0	0	0	0	0	0	0	0	0	0	0	0	75	29.2	34.5	25 to 35	70.7	8	10.7
20/12/2024	10:00	3	2	3	28	26	8	3	0	0	0	0	0	0	0	0	0	0	0	0	0	73	29.8	35	25 to 35	74.0	11	15.1
20/12/2024	11:00	3	1	5	23	18	4	5	0	0	0	0	0	0	0	0	0	0	0	0	0	59	29.5	35	25 to 35	69.5	9	15.3
20/12/2024	12:00	1	5	6	25	25	6	2	0	0	0	0	0	0	0	0	0	0	0	0	0	70	29.1	34.6	25 to 35	71.4	8	11.4
20/12/2024	13:00	0	2	9	27	21	14	3	1	0	0	0	0	0	0	0	0	0	0	0	0	77	30.6	37.1	25 to 35	62.3	18	23.4
20/12/2024	14:00	1	2	6	23	25	9	0	0	0	0	0	0	0	0	0	0	0	0	0	0	66	29.7	34.8	25 to 35	72.7	9	13.6
20/12/2024	15:00	2	3	11	40	20	12	1	1	0	0	0	0	0	0	0	0	0	0	0	0	90	29	35	25 to 35	66.7	14	15.6
20/12/2024	16:00	0	2	11	19	20	8	1	1	0	0	0	0	0	0	0	0	0	0	0	0	62	29.7	35.6	25 to 35	62.9	10	16.1
20/12/2024	17:00	2	2	9	21	28	5	1	0	0	0	0	0	0	0	0	0	0	0	0	0	68	29	34.3	25 to 35	72.1	6	8.8
20/12/2024	18:00	0	2	8	28	24	4	3	0	0	0	0	0	0	0	0	0	0	0	0	0	69	29.5	34.4	25 to 35	75.4	7	10.1
20/12/2024	19:00	0	0	9	13	9	2	0	1	0	0	0	0	0	0	0	0	0	0	0	0	34	28.5	33.9	20 to 30	64.7	3	8.8
20/12/2024	20:00	1	0	3	12	5	3	0	0	0	0	0	0	0	0	0	0	0	0	0	0	24	28.4	34	25 to 35	70.8	3	12.5
20/12/2024	21:00	0	0	0	0	1	1	2	0	0	0	0	0	0	0	0	0	0	0	0	0	4	38.5	42.5	35 to 45	75.0	3	75.0
20/12/2024	22:00	1	0	0	5	5	2	1	0	0	0	0	0	0	0	0	0	0	0	0	0	14	30.4	37.5	25 to 35	71.4	3	21.4
20/12/2024	23:00	1	1	1	4	3	1	0	0	0	0	0	0	0	0	0	0	0	0	0	0	11	26.7	33.3	25 to 35	63.6	1	9.1
24 Hr Summary		21	34	113	345	323	107	25	4	0	0	0	0	0	0	0	0	0	0	0	972	29.4	34.8	25 to 35	68.7	136	14.0	

Incoming Histogram

2025 Jan Ched Rd

from Thu-Nov-28-2024-01-00-PM to Fri-Jan-17-2025-05-59-AM

Date	Starting Hr:min	<15	15 to <20	20 to <25	25 to <30	30 to <35	35 to <40	40 to <45	45 to <50	50 to <55	55 to <60	60 to <65	65 to <70	70 to <75	75 to <80	80 to <85	85 to <90	90 to <95	95 to <100	100 to >105	Total Counts	Avg Speed (MPH)	85pet Speed	10MPH Pace	% in pace	# of Speeders	% Speeders	
21/12/2024	00:00	0	1	0	3	2	3	2	0	0	0	0	0	0	0	0	0	0	0	0	0	11	32.7	40	25 to 35	45.5	5	45.5
21/12/2024	01:00	0	0	0	1	3	0	0	0	0	0	0	0	0	0	0	0	0	0	0	0	4	30.8	33.3	25 to 35	100.0	*	*
21/12/2024	02:00	1	0	1	0	1	0	0	0	0	0	0	0	0	0	0	0	0	0	0	0	3	22	35	5 to 15	33.3	*	*
21/12/2024	03:00	0	0	0	0	0	0	0	0	0	0	0	0	0	0	0	0	0	0	0	0	0	0	0	*	*	*	*
21/12/2024	04:00	0	0	0	0	1	2	0	0	0	0	0	0	0	0	0	0	0	0	0	0	3	35.7	40	30 to 40	100.0	2	66.7
21/12/2024	05:00	0	0	0	0	2	0	1	0	0	0	0	0	0	0	0	0	0	0	0	0	3	35.3	45	25 to 35	66.7	1	33.3
21/12/2024	06:00	0	0	0	3	5	0	0	0	0	0	0	0	0	0	0	0	0	0	0	0	8	30.4	34	25 to 35	100.0	*	*
21/12/2024	07:00	0	0	2	3	7	2	0	0	0	0	0	0	0	0	0	0	0	0	0	0	14	30.5	35	25 to 35	71.4	2	14.3
21/12/2024	08:00	2	2	4	18	18	4	1	0	0	0	0	0	0	0	0	0	0	0	0	0	49	28.9	34.4	25 to 35	73.5	5	10.2
21/12/2024	09:00	2	1	4	14	21	4	2	0	0	0	0	0	0	0	0	0	0	0	0	0	48	29.8	34.8	25 to 35	72.9	6	12.5
21/12/2024	10:00	2	0	6	28	18	5	1	0	0	0	0	0	0	0	0	0	0	0	0	0	60	28.9	34.2	25 to 35	76.7	6	10.0
21/12/2024	11:00	1	1	5	24	17	5	1	0	0	0	0	0	0	0	0	0	0	0	0	0	54	29.3	34.4	25 to 35	75.9	6	11.1
21/12/2024	12:00	2	0	7	16	20	7	1	0	0	0	0	0	0	0	0	0	0	0	0	0	53	29.6	35	25 to 35	67.9	8	15.1
21/12/2024	13:00	1	0	4	20	19	7	1	0	0	0	0	0	0	0	0	0	0	0	0	0	52	30.2	35	25 to 35	75.0	8	15.4
21/12/2024	14:00	0	3	6	21	18	4	0	0	0	0	0	0	0	0	0	0	0	0	0	0	52	28.8	33.9	25 to 35	75.0	4	7.7
21/12/2024	15:00	1	2	4	17	19	3	1	1	0	0	0	0	0	0	0	0	0	0	0	0	48	29.6	34.5	25 to 35	75.0	5	10.4
21/12/2024	16:00	0	3	14	34	13	2	0	0	0	0	0	0	0	0	0	0	0	0	0	0	66	27.2	31.9	20 to 30	72.7	2	3.0
21/12/2024	17:00	1	0	1	21	17	9	0	0	0	0	0	0	0	0	0	0	0	0	0	0	49	30.6	36.1	25 to 35	77.6	9	18.4
21/12/2024	18:00	0	2	5	11	4	4	1	1	0	0	0	0	0	0	0	0	0	0	0	0	28	29.1	37.5	20 to 30	57.1	6	21.4
21/12/2024	19:00	0	1	2	13	13	3	3	0	0	0	0	0	0	0	0	0	0	0	0	0	35	30.8	36.7	25 to 35	74.3	6	17.1
21/12/2024	20:00	0	1	2	5	3	1	1	1	0	0	0	0	0	0	0	0	0	0	0	0	14	30.1	40	25 to 35	57.1	3	21.4
21/12/2024	21:00	0	0	0	8	4	2	0	0	0	0	0	0	0	0	0	0	0	0	0	0	14	30.1	35	25 to 35	85.7	2	14.3
21/12/2024	22:00	0	1	1	6	1	3	0	0	0	0	0	0	0	0	0	0	0	0	0	0	12	28.9	36.7	20 to 30	58.3	3	25.0
21/12/2024	23:00	0	0	0	5	1	2	0	0	0	0	0	0	0	0	0	0	0	0	0	0	8	30.5	37.5	25 to 35	75.0	2	25.0
24 Hr Summary		13	18	68	271	227	72	16	3	0	0	0	0	0	0	0	0	0	0	0	688	29.5	34.7	25 to 35	72.4	91	13.2	

Incoming Histogram

2025 Jan Ched Rd

from Thu-Nov-28-2024-01-00-PM to Fri-Jan-17-2025-05-59-AM

Date	Starting Hr:min	<15	15 to <20	20 to <25	25 to <30	30 to <35	35 to <40	40 to <45	45 to <50	50 to <55	55 to <60	60 to <65	65 to <70	70 to <75	75 to <80	80 to <85	85 to <90	90 to <95	95 to <100	100 to >105	Total Counts	Avg Speed (MPH)	85pet Speed	10MPH Pace	% in pace	# of Speeders	% Speeders	
22/12/2024	00:00	0	0	0	0	0	1	0	0	0	0	0	0	0	0	0	0	0	0	0	0	1	37	40	30 to 40	100.0	1	100.0
22/12/2024	01:00	0	0	0	0	0	0	0	0	0	0	0	0	0	0	0	0	0	0	0	0	0	0	0	*	*	*	*
22/12/2024	02:00	0	0	0	1	1	1	1	0	0	0	0	0	0	0	0	0	0	0	0	0	4	34.5	40	25 to 35	50.0	2	50.0
22/12/2024	03:00	0	0	0	0	1	1	0	0	0	0	0	0	0	0	0	0	0	0	0	0	2	34.5	40	30 to 40	100.0	1	50.0
22/12/2024	04:00	0	0	0	0	0	0	0	0	0	0	0	0	0	0	0	0	0	0	0	0	0	0	0	*	*	*	*
22/12/2024	05:00	0	0	0	0	0	2	0	0	0	0	0	0	0	0	0	0	0	0	0	0	2	37	40	30 to 40	100.0	2	100.0
22/12/2024	06:00	0	0	0	0	0	1	0	0	0	0	0	0	0	0	0	0	0	0	0	0	1	37	40	30 to 40	100.0	1	100.0
22/12/2024	07:00	0	0	0	1	4	0	0	0	0	0	0	0	0	0	0	0	0	0	0	0	5	31.2	33.8	25 to 35	100.0	*	*
22/12/2024	08:00	0	0	0	7	14	2	3	0	0	0	0	0	0	0	0	0	0	0	0	0	26	32.6	37.5	25 to 35	80.8	5	19.2
22/12/2024	09:00	1	0	1	19	19	5	1	0	0	0	0	0	0	0	0	0	0	0	0	0	46	30.5	34.7	25 to 35	82.6	6	13.0
22/12/2024	10:00	0	2	7	8	31	7	2	0	0	0	0	0	0	0	0	0	0	0	0	0	57	30.9	35	25 to 35	68.4	9	15.8
22/12/2024	11:00	3	1	7	16	17	7	1	0	0	0	0	0	0	0	0	0	0	0	0	0	52	28.9	35	25 to 35	63.5	8	15.4
22/12/2024	12:00	2	0	1	8	15	7	3	0	0	0	0	0	0	0	0	0	0	0	0	0	36	31.7	38.6	25 to 35	63.9	10	27.8
22/12/2024	13:00	0	0	4	4	26	9	3	0	0	0	0	0	0	0	0	0	0	0	0	0	46	32.7	37.8	30 to 40	76.1	12	26.1
22/12/2024	14:00	0	0	4	19	21	6	4	0	0	0	0	0	0	0	0	0	0	0	0	0	54	31.2	36.7	25 to 35	74.1	10	18.5
22/12/2024	15:00	0	1	5	8	18	9	0	0	0	0	0	0	0	0	0	0	0	0	0	0	41	30.9	36.7	30 to 40	65.9	9	22.0
22/12/2024	16:00	0	0	5	14	10	4	0	0	0	0	0	0	0	0	0	0	0	0	0	0	33	29.3	34.5	25 to 35	72.7	4	12.1
22/12/2024	17:00	3	3	4	16	8	3	1	0	0	0	0	0	0	0	0	0	0	0	0	0	38	27.1	33.8	25 to 35	63.2	4	10.5
22/12/2024	18:00	1	0	5	13	7	3	1	0	0	0	0	0	0	0	0	0	0	0	0	0	30	28.6	35	25 to 35	66.7	4	13.3
22/12/2024	19:00	1	0	2	1	8	6	2	0	0	0	0	0	0	0	0	0	0	0	0	0	20	32.5	39.2	30 to 40	70.0	8	40.0
22/12/2024	20:00	0	0	0	4	4	0	1	0	0	0	0	0	0	0	0	0	0	0	0	0	9	31.2	35	25 to 35	88.9	1	11.1
22/12/2024	21:00	0	0	0	3	6	2	1	0	0	0	0	0	0	0	0	0	0	0	0	0	12	32.7	37.5	25 to 35	75.0	3	25.0
22/12/2024	22:00	0	0	0	2	0	1	0	0	0	0	0	0	0	0	0	0	0	0	0	0	3	30.7	40	20 to 30	66.7	1	33.3
22/12/2024	23:00	0	1	0	0	1	1	0	0	0	0	0	0	0	0	0	0	0	0	0	0	3	28.7	40	30 to 40	66.7	1	33.3
24 Hr Summary		11	8	45	144	211	78	24	0	0	0	0	0	0	0	0	0	0	0	0	521	30.7	36.5	25 to 35	68.1	102	19.6	

Incoming Histogram

2025 Jan Ched Rd

from Thu-Nov-28-2024-01-00-PM to Fri-Jan-17-2025-05-59-AM

Date	Starting Hr:min	<15	15 to <20	20 to <25	25 to <30	30 to <35	35 to <40	40 to <45	45 to <50	50 to <55	55 to <60	60 to <65	65 to <70	70 to <75	75 to <80	80 to <85	85 to <90	90 to <95	95 to <100	100 to >105	Total Counts	Avg Speed (MPH)	85pet Speed	10MPH Pace	% in pace	# of Speeders	% Speeders	
23/12/2024	00:00	0	0	0	1	0	0	0	0	0	0	0	0	0	0	0	0	0	0	0	0	1	27	30	20 to 30	100.0	*	*
23/12/2024	01:00	0	0	0	0	0	0	0	0	0	0	0	0	0	0	0	0	0	0	0	0	0	0	0	*	*	*	*
23/12/2024	02:00	0	0	0	0	0	0	0	0	0	0	0	0	0	0	0	0	0	0	0	0	0	0	0	*	*	*	*
23/12/2024	03:00	0	0	0	0	0	0	0	0	0	0	0	0	0	0	0	0	0	0	0	0	0	0	0	*	*	*	*
23/12/2024	04:00	0	0	0	0	1	1	0	0	0	0	0	0	0	0	0	0	0	0	0	0	2	34.5	40	30 to 40	100.0	1	50.0
23/12/2024	05:00	0	0	0	3	1	0	1	0	0	0	0	0	0	0	0	0	0	0	0	0	5	31.2	35	25 to 35	80.0	1	20.0
23/12/2024	06:00	0	0	1	6	5	4	1	0	0	0	0	0	0	0	0	0	0	0	0	0	17	31.6	37.5	25 to 35	64.7	5	29.4
23/12/2024	07:00	0	2	0	9	9	4	0	0	0	0	0	0	0	0	0	0	0	0	0	0	24	30	35	25 to 35	75.0	4	16.7
23/12/2024	08:00	0	3	5	25	19	9	0	0	0	0	0	0	0	0	0	0	0	0	0	0	61	29.6	35	25 to 35	72.1	9	14.8
23/12/2024	09:00	0	2	8	23	33	8	2	0	0	0	0	0	0	0	0	0	0	0	0	0	76	30.3	34.8	25 to 35	73.7	10	13.2
23/12/2024	10:00	3	3	6	22	22	8	0	1	0	0	0	0	0	0	0	0	0	0	0	0	65	29	34.8	25 to 35	67.7	9	13.8
23/12/2024	11:00	0	3	10	28	30	4	1	0	0	0	0	0	0	0	0	0	0	0	0	0	76	29.1	34	25 to 35	76.3	5	6.6
23/12/2024	12:00	5	1	7	22	29	5	0	1	0	0	0	0	0	0	0	0	0	0	0	0	70	28.8	34.3	25 to 35	72.9	6	8.6
23/12/2024	13:00	3	2	7	17	28	4	1	1	0	0	0	0	0	0	0	0	0	0	0	0	63	29.1	34.5	25 to 35	71.4	6	9.5
23/12/2024	14:00	1	1	5	20	27	9	4	0	1	0	0	0	0	0	0	0	0	0	0	0	68	31.2	37.2	25 to 35	69.1	14	20.6
23/12/2024	15:00	2	2	10	21	14	6	0	0	0	0	0	0	0	0	0	0	0	0	0	0	55	28	34.3	25 to 35	63.6	6	10.9
23/12/2024	16:00	2	0	5	29	17	5	2	0	0	0	0	0	0	0	0	0	0	0	0	0	60	29.3	34.4	25 to 35	76.7	7	11.7
23/12/2024	17:00	1	0	11	19	24	5	1	0	0	0	0	0	0	0	0	0	0	0	0	0	61	29.3	34.4	25 to 35	70.5	6	9.8
23/12/2024	18:00	3	0	6	12	25	8	1	0	0	0	0	0	0	0	0	0	0	0	0	0	55	30	35.6	25 to 35	67.3	9	16.4
23/12/2024	19:00	0	0	1	10	10	3	0	1	0	0	0	0	0	0	0	0	0	0	0	0	25	31.1	35	25 to 35	80.0	4	16.0
23/12/2024	20:00	1	0	0	11	5	3	1	0	0	0	0	0	0	0	0	0	0	0	0	0	21	29.7	36.7	25 to 35	76.2	4	19.0
23/12/2024	21:00	1	1	0	4	6	0	0	0	0	0	0	0	0	0	0	0	0	0	0	0	12	27.6	33.3	25 to 35	83.3	*	*
23/12/2024	22:00	0	0	1	4	2	2	0	0	0	0	0	0	0	0	0	0	0	0	0	0	9	29.9	37.5	25 to 35	66.7	2	22.2
23/12/2024	23:00	0	1	1	5	1	2	1	1	0	0	0	0	0	0	0	0	0	0	0	0	12	30.9	40	20 to 30	50.0	4	33.3
24 Hr Summary		22	21	84	291	308	90	16	5	1	0	0	0	0	0	0	0	0	0	0	838	29.6	34.8	25 to 35	71.5	112	13.4	

Incoming Histogram

2025 Jan Ched Rd

from Thu-Nov-28-2024-01-00-PM to Fri-Jan-17-2025-05-59-AM

Date	Starting Hr:min	<15	15 to <20	20 to <25	25 to <30	30 to <35	35 to <40	40 to <45	45 to <50	50 to <55	55 to <60	60 to <65	65 to <70	70 to <75	75 to <80	80 to <85	85 to <90	90 to <95	95 to <100	100 to >105	Total Counts	Avg Speed (MPH)	85pct Speed	10MPH Pace	% in pace	# of Speeders	% Speeders	
24/12/2024	00:00	0	0	0	2	0	2	0	0	0	0	0	0	0	0	0	0	0	0	0	0	4	32	37.5	20 to 30	50.0	2	50.0
24/12/2024	01:00	0	0	0	0	0	0	0	0	0	0	0	0	0	0	0	0	0	0	0	0	0	0	0	*	*	*	*
24/12/2024	02:00	0	0	0	0	1	0	0	0	0	0	0	0	0	0	0	0	0	0	0	0	1	32	35	25 to 35	100.0	*	*
24/12/2024	03:00	1	0	1	0	0	0	0	0	0	0	0	0	0	0	0	0	0	0	0	0	2	17	25	5 to 15	50.0	*	*
24/12/2024	04:00	0	0	0	0	1	0	0	0	0	0	0	0	0	0	0	0	0	0	0	0	1	32	35	25 to 35	100.0	*	*
24/12/2024	05:00	0	0	0	1	0	1	1	0	0	0	0	0	0	0	0	0	0	0	0	0	3	35.3	45	35 to 45	66.7	2	66.7
24/12/2024	06:00	0	2	0	3	5	0	0	0	0	0	0	0	0	0	0	0	0	0	0	0	10	27.8	33	25 to 35	80.0	*	*
24/12/2024	07:00	1	0	2	3	5	4	3	0	0	0	0	0	0	0	0	0	0	0	0	0	18	31.9	40	30 to 40	50.0	7	38.9
24/12/2024	08:00	0	1	4	23	17	8	1	0	0	0	0	0	0	0	0	0	0	0	0	0	54	30.1	35.6	25 to 35	74.1	9	16.7
24/12/2024	09:00	0	2	7	10	19	6	1	0	0	0	0	0	0	0	0	0	0	0	0	0	45	30	35	25 to 35	64.4	7	15.6
24/12/2024	10:00	5	2	11	30	27	4	2	0	0	0	0	0	0	0	0	0	0	0	0	0	81	28	33.9	25 to 35	70.4	6	7.4
24/12/2024	11:00	2	1	3	26	23	12	4	0	0	0	0	0	0	0	0	0	0	0	0	0	71	30.8	37.1	25 to 35	69.0	16	22.5
24/12/2024	12:00	0	0	4	24	18	5	0	0	0	0	0	0	0	0	0	0	0	0	0	0	51	29.8	34.2	25 to 35	82.4	5	9.8
24/12/2024	13:00	2	0	10	21	18	5	2	0	0	0	0	0	0	0	0	0	0	0	0	0	58	29	34.4	25 to 35	67.2	7	12.1
24/12/2024	14:00	1	1	2	28	23	9	3	2	0	0	0	0	0	0	0	0	0	0	0	0	69	31.1	37.2	25 to 35	73.9	14	20.3
24/12/2024	15:00	1	1	4	18	18	3	0	0	0	0	0	0	0	0	0	0	0	0	0	0	45	29	33.9	25 to 35	80.0	3	6.7
24/12/2024	16:00	1	2	4	11	18	7	2	0	0	0	0	0	0	0	0	0	0	0	0	0	45	30.4	36.4	25 to 35	64.4	9	20.0
24/12/2024	17:00	0	1	3	12	8	4	1	0	0	0	0	0	0	0	0	0	0	0	0	0	29	29.7	36.2	25 to 35	69.0	5	17.2
24/12/2024	18:00	0	1	4	13	10	5	0	0	0	0	0	0	0	0	0	0	0	0	0	0	33	29.5	35	25 to 35	69.7	5	15.2
24/12/2024	19:00	2	3	2	7	11	2	0	0	0	0	0	0	0	0	0	0	0	0	0	0	27	27.5	34.1	25 to 35	66.7	2	7.4
24/12/2024	20:00	1	0	1	4	8	4	1	0	0	0	0	0	0	0	0	0	0	0	0	0	19	31.3	37.5	25 to 35	63.2	5	26.3
24/12/2024	21:00	0	0	1	2	3	1	0	0	0	0	0	0	0	0	0	0	0	0	0	0	7	30	35	25 to 35	71.4	1	14.3
24/12/2024	22:00	0	0	1	2	2	0	0	0	0	0	0	0	0	0	0	0	0	0	0	0	5	28.2	32.5	25 to 35	80.0	*	*
24/12/2024	23:00	0	0	0	3	4	1	1	0	0	0	0	0	0	0	0	0	0	0	0	0	9	32.2	40	25 to 35	77.8	2	22.2
24 Hr Summary		17	17	64	243	239	83	22	2	0	0	0	0	0	0	0	0	0	0	0	0	687	29.8	35.2	25 to 35	70.2	107	15.6

Incoming Histogram

2025 Jan Ched Rd

from Thu-Nov-28-2024-01-00-PM to Fri-Jan-17-2025-05-59-AM

Date	Starting Hr:min	<15	15 to <20	20 to <25	25 to <30	30 to <35	35 to <40	40 to <45	45 to <50	50 to <55	55 to <60	60 to <65	65 to <70	70 to <75	75 to <80	80 to <85	85 to <90	90 to <95	95 to <100	100 to >105	Total Counts	Avg Speed (MPH)	85pet Speed	10MPH Pace	% in pace	# of Speeders	% Speeders	
25/12/2024	00:00	0	0	0	0	1	0	1	0	0	0	0	0	0	0	0	0	0	0	0	0	2	37	45	25 to 35	50.0	1	50.0
25/12/2024	01:00	0	0	0	0	0	0	1	0	0	0	0	0	0	0	0	0	0	0	0	0	1	42	45	35 to 45	100.0	1	100.0
25/12/2024	02:00	0	0	0	1	0	0	0	0	0	0	0	0	0	0	0	0	0	0	0	0	1	27	30	20 to 30	100.0	*	*
25/12/2024	03:00	0	0	0	0	0	0	0	0	0	0	0	0	0	0	0	0	0	0	0	0	0	0	0	*	*	*	*
25/12/2024	04:00	0	0	0	0	0	0	0	0	0	0	0	0	0	0	0	0	0	0	0	0	0	0	0	*	*	*	*
25/12/2024	05:00	0	0	0	0	0	0	0	0	0	0	0	0	0	0	0	0	0	0	0	0	0	0	0	*	*	*	*
25/12/2024	06:00	0	0	0	0	0	0	0	0	0	0	0	0	0	0	0	0	0	0	0	0	0	0	0	*	*	*	*
25/12/2024	07:00	0	0	0	1	1	2	0	0	0	0	0	0	0	0	0	0	0	0	0	0	4	33.3	37.5	30 to 40	75.0	2	50.0
25/12/2024	08:00	0	2	2	8	2	1	0	0	0	0	0	0	0	0	0	0	0	0	0	0	15	26.5	32.5	20 to 30	66.7	1	6.7
25/12/2024	09:00	1	0	1	2	13	2	0	0	0	0	0	0	0	0	0	0	0	0	0	0	19	30.7	34.6	25 to 35	78.9	2	10.5
25/12/2024	10:00	0	0	6	11	15	6	1	0	0	0	0	0	0	0	0	0	0	0	0	0	39	30.5	35.8	25 to 35	66.7	7	17.9
25/12/2024	11:00	0	0	6	13	19	11	2	0	0	0	0	0	0	0	0	0	0	0	0	0	51	31.4	37.3	25 to 35	62.7	13	25.5
25/12/2024	12:00	2	2	1	15	13	6	1	0	0	0	0	0	0	0	0	0	0	0	0	0	40	29.5	35.8	25 to 35	70.0	7	17.5
25/12/2024	13:00	1	0	4	10	15	7	4	0	0	0	0	0	0	0	0	0	0	0	0	0	41	31.5	38.6	25 to 35	61.0	11	26.8
25/12/2024	14:00	0	1	2	14	5	6	0	0	0	0	0	0	0	0	0	0	0	0	0	0	28	29.7	36.7	25 to 35	67.9	6	21.4
25/12/2024	15:00	0	0	0	4	6	3	1	0	0	0	0	0	0	0	0	0	0	0	0	0	14	32.6	38.3	25 to 35	71.4	4	28.6
25/12/2024	16:00	0	0	1	4	6	3	1	0	0	0	0	0	0	0	0	0	0	0	0	0	15	31.9	38.3	25 to 35	66.7	4	26.7
25/12/2024	17:00	1	0	5	9	9	2	0	0	0	0	0	0	0	0	0	0	0	0	0	0	26	28.3	33.9	25 to 35	69.2	2	7.7
25/12/2024	18:00	0	0	0	8	9	0	1	0	0	0	0	0	0	0	0	0	0	0	0	0	18	30.7	33.9	25 to 35	94.4	1	5.6
25/12/2024	19:00	0	1	2	7	6	1	0	0	0	0	0	0	0	0	0	0	0	0	0	0	17	28.4	33.3	25 to 35	76.5	1	5.9
25/12/2024	20:00	1	0	3	6	6	2	1	0	0	0	0	0	0	0	0	0	0	0	0	0	19	28.8	35	25 to 35	63.2	3	15.8
25/12/2024	21:00	0	1	0	7	4	2	0	0	0	0	0	0	0	0	0	0	0	0	0	0	14	29.4	35	25 to 35	78.6	2	14.3
25/12/2024	22:00	1	0	5	2	8	2	0	0	0	0	0	0	0	0	0	0	0	0	0	0	18	28.4	34.4	25 to 35	55.6	2	11.1
25/12/2024	23:00	0	0	0	4	2	1	0	0	0	0	0	0	0	0	0	0	0	0	0	0	7	30	35	25 to 35	85.7	1	14.3
24 Hr Summary		7	7	38	126	140	57	14	0	0	0	0	0	0	0	0	0	0	0	0	0	389	30.2	36.1	25 to 35	68.4	71	18.3

Incoming Histogram

2025 Jan Ched Rd

from Thu-Nov-28-2024-01-00-PM to Fri-Jan-17-2025-05-59-AM

Date	Starting Hr:min	<15	15 to <20	20 to <25	25 to <30	30 to <35	35 to <40	40 to <45	45 to <50	50 to <55	55 to <60	60 to <65	65 to <70	70 to <75	75 to <80	80 to <85	85 to <90	90 to <95	95 to <100	100 to >105	Total Counts	Avg Speed (MPH)	85pet Speed	10MPH Pace	% in pace	# of Speeders	% Speeders	
26/12/2024	00:00	0	0	0	0	1	0	0	0	0	0	0	0	0	0	0	0	0	0	0	0	1	32	35	25 to 35	100.0	*	*
26/12/2024	01:00	0	0	0	0	0	0	0	0	0	0	0	0	0	0	0	0	0	0	0	0	0	0	0	*	*	*	*
26/12/2024	02:00	0	0	0	0	0	0	0	0	0	0	0	0	0	0	0	0	0	0	0	0	0	0	0	*	*	*	*
26/12/2024	03:00	0	0	1	0	0	0	0	0	0	0	0	0	0	0	0	0	0	0	0	0	1	22	25	15 to 25	100.0	*	*
26/12/2024	04:00	0	0	0	0	1	0	0	0	0	0	0	0	0	0	0	0	0	0	0	0	1	32	35	25 to 35	100.0	*	*
26/12/2024	05:00	0	0	0	0	0	0	0	0	0	0	0	0	0	0	0	0	0	0	0	0	0	0	0	*	*	*	*
26/12/2024	06:00	0	0	0	0	0	0	0	0	0	0	0	0	0	0	0	0	0	0	0	0	0	0	0	*	*	*	*
26/12/2024	07:00	0	0	0	0	1	2	0	0	0	0	0	0	0	0	0	0	0	0	0	0	3	35.3	40	30 to 40	100.0	2	66.7
26/12/2024	08:00	0	0	0	2	6	2	0	0	0	0	0	0	0	0	0	0	0	0	0	0	10	32.3	35	25 to 35	80.0	2	20.0
26/12/2024	09:00	1	0	6	5	9	5	2	1	0	0	0	0	0	0	0	0	0	0	0	0	29	30.8	39	25 to 35	48.3	8	27.6
26/12/2024	10:00	1	1	2	7	13	8	0	0	0	0	0	0	0	0	0	0	0	0	0	0	32	30.8	36.9	30 to 40	65.6	8	25.0
26/12/2024	11:00	4	1	8	12	24	7	3	0	0	0	0	0	0	0	0	0	0	0	0	0	59	29.5	35.7	25 to 35	61.0	10	16.9
26/12/2024	12:00	2	2	1	29	18	8	2	0	0	0	0	0	0	0	0	0	0	0	0	0	62	29.8	35.6	25 to 35	75.8	10	16.1
26/12/2024	13:00	2	3	10	19	16	7	1	0	0	0	0	0	0	0	0	0	0	0	0	0	58	28.3	34.7	25 to 35	60.3	8	13.8
26/12/2024	14:00	1	0	2	8	13	7	1	0	0	0	0	0	0	0	0	0	0	0	0	0	32	31.3	37.1	25 to 35	65.6	8	25.0
26/12/2024	15:00	0	0	2	12	13	12	1	0	0	0	0	0	0	0	0	0	0	0	0	0	40	32.2	37.9	25 to 35	62.5	13	32.5
26/12/2024	16:00	0	2	3	13	8	3	0	0	0	0	0	0	0	0	0	0	0	0	0	0	29	28.6	34.4	25 to 35	72.4	3	10.3
26/12/2024	17:00	0	0	2	12	9	3	0	1	0	0	0	0	0	0	0	0	0	0	0	0	27	30.5	35	25 to 35	77.8	4	14.8
26/12/2024	18:00	0	1	5	12	10	1	0	0	0	0	0	0	0	0	0	0	0	0	0	0	29	28.2	33.5	25 to 35	75.9	1	3.4
26/12/2024	19:00	0	0	1	6	7	2	0	0	0	0	0	0	0	0	0	0	0	0	0	0	16	30.5	35	25 to 35	81.3	2	12.5
26/12/2024	20:00	0	1	2	9	8	3	1	0	0	0	0	0	0	0	0	0	0	0	0	0	24	30	35	25 to 35	70.8	4	16.7
26/12/2024	21:00	0	0	0	6	6	4	0	0	0	0	0	0	0	0	0	0	0	0	0	0	16	31.7	37.5	25 to 35	75.0	4	25.0
26/12/2024	22:00	1	1	0	3	4	2	1	0	0	0	0	0	0	0	0	0	0	0	0	0	12	29.6	37.5	25 to 35	58.3	3	25.0
26/12/2024	23:00	0	0	1	2	1	0	0	0	0	0	0	0	0	0	0	0	0	0	0	0	4	27	30	20 to 30	75.0	*	*
24 Hr Summary		12	12	46	157	168	76	12	2	0	0	0	0	0	0	0	0	0	0	0	0	485	30	36.1	25 to 35	67.0	90	18.6

Incoming Histogram

2025 Jan Ched Rd

from Thu-Nov-28-2024-01-00-PM to Fri-Jan-17-2025-05-59-AM

Date	Starting Hr:min	<15	15 to <20	20 to <25	25 to <30	30 to <35	35 to <40	40 to <45	45 to <50	50 to <55	55 to <60	60 to <65	65 to <70	70 to <75	75 to <80	80 to <85	85 to <90	90 to <95	95 to <100	100 to >105	Total Counts	Avg Speed (MPH)	85pet Speed	10MPH Pace	% in pace	# of Speeders	% Speeders	
27/12/2024	00:00	1	1	0	1	0	1	0	0	0	0	0	0	0	0	0	0	0	0	0	0	4	23.3	30	10 to 20	50.0	1	25.0
27/12/2024	01:00	0	0	0	0	1	0	0	0	0	0	0	0	0	0	0	0	0	0	0	0	1	32	35	25 to 35	100.0	*	*
27/12/2024	02:00	0	0	0	0	0	0	0	0	0	0	0	0	0	0	0	0	0	0	0	0	0	0	0	*	*	*	*
27/12/2024	03:00	1	0	0	0	0	0	0	0	0	0	0	0	0	0	0	0	0	0	0	0	1	12	15	5 to 15	100.0	*	*
27/12/2024	04:00	0	0	0	0	1	0	0	0	0	0	0	0	0	0	0	0	0	0	0	0	1	32	35	25 to 35	100.0	*	*
27/12/2024	05:00	0	0	0	0	0	0	0	0	0	0	0	0	0	0	0	0	0	0	0	0	0	0	0	*	*	*	*
27/12/2024	06:00	2	2	0	1	3	1	0	0	0	0	0	0	0	0	0	0	0	0	0	0	9	24.6	35	10 to 20	44.4	1	11.1
27/12/2024	07:00	1	0	1	1	2	3	0	1	0	0	0	0	0	0	0	0	0	0	0	0	9	31.6	40	30 to 40	55.6	4	44.4
27/12/2024	08:00	1	0	3	5	12	1	1	1	0	0	0	0	0	0	0	0	0	0	0	0	24	30.5	34.6	25 to 35	70.8	3	12.5
27/12/2024	09:00	1	0	2	11	22	10	0	0	0	0	0	0	0	0	0	0	0	0	0	0	46	31.4	36.5	25 to 35	71.7	10	21.7
27/12/2024	10:00	1	2	2	22	22	3	3	1	0	0	0	0	0	0	0	0	0	0	0	0	56	30.3	34.8	25 to 35	78.6	7	12.5
27/12/2024	11:00	0	1	15	17	27	3	3	0	0	0	0	0	0	0	0	0	0	0	0	0	66	29.3	34.3	25 to 35	66.7	6	9.1
27/12/2024	12:00	1	1	2	18	27	5	1	0	0	0	0	0	0	0	0	0	0	0	0	0	55	30.4	34.6	25 to 35	81.8	6	10.9
27/12/2024	13:00	1	3	5	18	21	10	3	0	0	0	0	0	0	0	0	0	0	0	0	0	61	30.3	37	25 to 35	63.9	13	21.3
27/12/2024	14:00	2	1	3	17	12	12	0	0	0	0	0	0	0	0	0	0	0	0	0	0	47	29.9	37.1	25 to 35	61.7	12	25.5
27/12/2024	15:00	1	0	2	16	21	5	3	0	0	0	0	0	0	0	0	0	0	0	0	0	48	31	36	25 to 35	77.1	8	16.7
27/12/2024	16:00	1	0	3	12	12	4	0	0	0	0	0	0	0	0	0	0	0	0	0	0	32	29.6	34.6	25 to 35	75.0	4	12.5
27/12/2024	17:00	0	1	8	22	13	5	0	0	0	0	0	0	0	0	0	0	0	0	0	0	49	28.7	34.2	25 to 35	71.4	5	10.2
27/12/2024	18:00	0	0	0	9	9	5	0	0	0	0	0	0	0	0	0	0	0	0	0	0	23	31.5	37	25 to 35	78.3	5	21.7
27/12/2024	19:00	0	0	0	5	4	2	1	0	0	0	0	0	0	0	0	0	0	0	0	0	12	31.8	37.5	25 to 35	75.0	3	25.0
27/12/2024	20:00	1	0	0	3	3	1	0	0	0	0	0	0	0	0	0	0	0	0	0	0	8	27.9	35	25 to 35	75.0	1	12.5
27/12/2024	21:00	0	0	3	5	2	1	0	0	0	0	0	0	0	0	0	0	0	0	0	0	11	27.8	32.5	20 to 30	72.7	1	9.1
27/12/2024	22:00	0	0	1	1	2	2	0	0	0	0	0	0	0	0	0	0	0	0	0	0	6	31.2	37.5	30 to 40	66.7	2	33.3
27/12/2024	23:00	0	0	1	3	4	0	0	0	0	0	0	0	0	0	0	0	0	0	0	0	8	29	33.8	25 to 35	87.5	*	*
24 Hr Summary		15	12	51	187	220	74	15	3	0	0	0	0	0	0	0	0	0	0	0	577	30	35.3	25 to 35	70.5	92	15.9	

Incoming Histogram

2025 Jan Ched Rd

from Thu-Nov-28-2024-01-00-PM to Fri-Jan-17-2025-05-59-AM

Date	Starting Hr:min	<15	15 to <20	20 to <25	25 to <30	30 to <35	35 to <40	40 to <45	45 to <50	50 to <55	55 to <60	60 to <65	65 to <70	70 to <75	75 to <80	80 to <85	85 to <90	90 to <95	95 to <100	100 to >105	Total Counts	Avg Speed (MPH)	85pet Speed	10MPH Pace	% in pace	# of Speeders	% Speeders	
28/12/2024	00:00	0	0	0	1	1	0	0	0	0	0	0	0	0	0	0	0	0	0	0	0	2	29.5	35	25 to 35	100.0	*	*
28/12/2024	01:00	0	0	0	0	1	0	0	0	0	0	0	0	0	0	0	0	0	0	0	0	1	32	35	25 to 35	100.0	*	*
28/12/2024	02:00	0	0	1	0	1	0	0	0	0	0	0	0	0	0	0	0	0	0	0	0	2	27	35	15 to 25	50.0	*	*
28/12/2024	03:00	0	0	0	0	0	0	0	0	0	0	0	0	0	0	0	0	0	0	0	0	0	0	0	*	*	*	*
28/12/2024	04:00	0	0	0	0	0	0	0	0	0	0	0	0	0	0	0	0	0	0	0	0	0	0	0	*	*	*	*
28/12/2024	05:00	0	0	0	1	3	0	0	0	0	0	0	0	0	0	0	0	0	0	0	0	4	31	33.3	25 to 35	100.0	*	*
28/12/2024	06:00	0	0	0	0	0	0	0	0	0	0	0	0	0	0	0	0	0	0	0	0	0	0	0	*	*	*	*
28/12/2024	07:00	0	0	1	1	7	3	0	0	0	0	0	0	0	0	0	0	0	0	0	0	12	32.3	36.7	30 to 40	83.3	3	25.0
28/12/2024	08:00	0	0	3	15	7	3	2	0	0	0	0	0	0	0	0	0	0	0	0	0	30	30	36.7	25 to 35	73.3	5	16.7
28/12/2024	09:00	0	1	5	10	11	2	1	0	0	0	0	0	0	0	0	0	0	0	0	0	30	29.2	34.5	25 to 35	70.0	3	10.0
28/12/2024	10:00	2	3	2	20	20	7	0	2	0	0	0	0	0	0	0	0	0	0	0	0	56	29.9	35.7	25 to 35	71.4	9	16.1
28/12/2024	11:00	2	1	6	23	15	6	0	0	0	0	0	0	0	0	0	0	0	0	0	0	53	28.6	34.3	25 to 35	71.7	6	11.3
28/12/2024	12:00	1	0	6	14	20	7	3	0	0	0	0	0	0	0	0	0	0	0	0	0	51	30.7	36.4	25 to 35	66.7	10	19.6
28/12/2024	13:00	1	2	4	19	15	4	3	0	0	0	0	0	0	0	0	0	0	0	0	0	48	29.6	35	25 to 35	70.8	7	14.6
28/12/2024	14:00	0	0	2	18	10	6	1	0	0	0	0	0	0	0	0	0	0	0	0	0	37	30.5	35.8	25 to 35	75.7	7	18.9
28/12/2024	15:00	0	3	11	18	17	2	1	0	1	0	0	0	0	0	0	0	0	0	0	0	53	28.5	33.8	25 to 35	66.0	4	7.5
28/12/2024	16:00	2	0	6	14	12	7	1	0	0	0	0	0	0	0	0	0	0	0	0	0	42	29.4	36.4	25 to 35	61.9	8	19.0
28/12/2024	17:00	1	0	4	6	11	6	0	0	0	0	0	0	0	0	0	0	0	0	0	0	28	30.2	36.7	25 to 35	60.7	6	21.4
28/12/2024	18:00	0	1	0	8	12	7	0	0	0	0	0	0	0	0	0	0	0	0	0	0	28	31.7	37.1	25 to 35	71.4	7	25.0
28/12/2024	19:00	0	2	2	10	10	1	1	0	0	0	0	0	0	0	0	0	0	0	0	0	26	29.1	34	25 to 35	76.9	2	7.7
28/12/2024	20:00	0	1	0	5	2	0	0	0	1	0	0	0	0	0	0	0	0	0	0	0	9	30	35	25 to 35	77.8	1	11.1
28/12/2024	21:00	0	2	1	2	1	0	1	0	0	0	0	0	0	0	0	0	0	0	0	0	7	26.4	35	15 to 25	42.9	1	14.3
28/12/2024	22:00	3	0	0	5	1	0	1	0	0	0	0	0	0	0	0	0	0	0	0	0	10	24.8	30	25 to 35	60.0	1	10.0
28/12/2024	23:00	0	1	0	1	3	0	0	0	0	0	0	0	0	0	0	0	0	0	0	0	5	28.2	33.3	25 to 35	80.0	*	*
24 Hr Summary		12	17	54	191	180	61	15	2	2	0	0	0	0	0	0	0	0	0	0	534	29.6	35	25 to 35	69.5	80	15.0	

Incoming Histogram

2025 Jan Ched Rd

from Thu-Nov-28-2024-01-00-PM to Fri-Jan-17-2025-05-59-AM

Date	Starting Hr:min	<15	15 to <20	20 to <25	25 to <30	30 to <35	35 to <40	40 to <45	45 to <50	50 to <55	55 to <60	60 to <65	65 to <70	70 to <75	75 to <80	80 to <85	85 to <90	90 to <95	95 to <100	100 to >105	Total Counts	Avg Speed (MPH)	85pet Speed	10MPH Pace	% in pace	# of Speeders	% Speeders	
29/12/2024	00:00	0	0	0	1	2	1	0	0	0	0	0	0	0	0	0	0	0	0	0	0	4	32	35	25 to 35	75.0	1	25.0
29/12/2024	01:00	0	0	1	0	0	1	0	0	0	0	0	0	0	0	0	0	0	0	0	0	2	29.5	40	15 to 25	50.0	1	50.0
29/12/2024	02:00	0	0	0	0	0	0	0	0	0	0	0	0	0	0	0	0	0	0	0	0	0	0	0	*	*	*	*
29/12/2024	03:00	0	0	0	0	0	0	0	0	0	0	0	0	0	0	0	0	0	0	0	0	0	0	0	*	*	*	*
29/12/2024	04:00	0	0	0	0	1	1	0	0	0	0	0	0	0	0	0	0	0	0	0	0	2	34.5	40	30 to 40	100.0	1	50.0
29/12/2024	05:00	0	0	0	0	1	0	0	0	0	0	0	0	0	0	0	0	0	0	0	0	1	32	35	25 to 35	100.0	*	*
29/12/2024	06:00	0	0	0	0	1	1	0	0	0	0	0	0	0	0	0	0	0	0	0	0	2	34.5	40	30 to 40	100.0	1	50.0
29/12/2024	07:00	0	0	3	5	1	1	0	0	0	0	0	0	0	0	0	0	0	0	0	0	10	27.2	30	20 to 30	80.0	1	10.0
29/12/2024	08:00	0	1	1	7	7	3	0	0	0	0	0	0	0	0	0	0	0	0	0	0	19	30	35	25 to 35	73.7	3	15.8
29/12/2024	09:00	0	0	4	5	9	4	0	0	0	0	0	0	0	0	0	0	0	0	0	0	22	30.2	36.2	25 to 35	63.6	4	18.2
29/12/2024	10:00	0	2	2	13	11	10	1	0	0	0	0	0	0	0	0	0	0	0	0	0	39	30.9	37.5	25 to 35	61.5	11	28.2
29/12/2024	11:00	1	0	6	21	14	2	3	0	0	0	0	0	0	0	0	0	0	0	0	0	47	29.3	34.3	25 to 35	74.5	5	10.6
29/12/2024	12:00	1	0	3	16	24	9	4	0	0	0	0	0	0	0	0	0	0	0	0	0	57	31.6	37.2	25 to 35	70.2	13	22.8
29/12/2024	13:00	2	2	3	17	20	7	1	0	0	0	0	0	0	0	0	0	0	0	0	0	52	29.7	35	25 to 35	71.2	8	15.4
29/12/2024	14:00	0	0	2	22	11	2	0	0	0	0	0	0	0	0	0	0	0	0	0	0	37	29.2	33.2	25 to 35	89.2	2	5.4
29/12/2024	15:00	2	1	4	12	15	4	1	0	0	0	0	0	0	0	0	0	0	0	0	0	39	29	34.7	25 to 35	69.2	5	12.8
29/12/2024	16:00	3	0	5	15	6	5	1	0	0	0	0	0	0	0	0	0	0	0	0	0	35	28.1	36	25 to 35	60.0	6	17.1
29/12/2024	17:00	0	0	0	13	13	2	1	0	0	0	0	0	0	0	0	0	0	0	0	0	29	30.9	34.6	25 to 35	89.7	3	10.3
29/12/2024	18:00	1	0	6	9	12	4	1	0	0	0	0	0	0	0	0	0	0	0	0	0	33	29.5	35	25 to 35	63.6	5	15.2
29/12/2024	19:00	0	0	1	5	8	3	1	0	0	0	0	0	0	0	0	0	0	0	0	0	18	31.7	36.7	25 to 35	72.2	4	22.2
29/12/2024	20:00	5	1	2	2	3	0	0	0	0	0	0	0	0	0	0	0	0	0	0	0	13	21.2	31.7	10 to 20	46.2	*	*
29/12/2024	21:00	0	0	1	2	6	1	0	0	0	0	0	0	0	0	0	0	0	0	0	0	10	30.7	34.2	25 to 35	80.0	1	10.0
29/12/2024	22:00	1	0	0	0	4	1	0	0	0	0	0	0	0	0	0	0	0	0	0	0	6	29.7	35	30 to 40	83.3	1	16.7
29/12/2024	23:00	0	1	0	2	2	0	0	0	0	0	0	0	0	0	0	0	0	0	0	0	5	27	32.5	25 to 35	80.0	*	*
24 Hr Summary		16	8	44	167	171	62	14	0	0	0	0	0	0	0	0	0	0	0	0	0	482	29.7	35.3	25 to 35	70.1	76	15.8

Incoming Histogram

2025 Jan Ched Rd

from Thu-Nov-28-2024-01-00-PM to Fri-Jan-17-2025-05-59-AM

Date	Starting Hr:min	<15	15 to <20	20 to <25	25 to <30	30 to <35	35 to <40	40 to <45	45 to <50	50 to <55	55 to <60	60 to <65	65 to <70	70 to <75	75 to <80	80 to <85	85 to <90	90 to <95	95 to <100	100 to >105	Total Counts	Avg Speed (MPH)	85pet Speed	10MPH Pace	% in pace	# of Speeders	% Speeders	
30/12/2024	00:00	0	0	0	1	1	1	0	0	0	0	0	0	0	0	0	0	0	0	0	0	3	32	40	25 to 35	66.7	1	33.3
30/12/2024	01:00	0	0	0	0	0	1	0	0	0	0	0	0	0	0	0	0	0	0	0	0	1	37	40	30 to 40	100.0	1	100.0
30/12/2024	02:00	0	0	0	0	0	0	0	0	0	0	0	0	0	0	0	0	0	0	0	0	0	0	0	*	*	*	*
30/12/2024	03:00	0	0	0	0	0	0	0	0	0	0	0	0	0	0	0	0	0	0	0	0	0	0	0	*	*	*	*
30/12/2024	04:00	0	0	0	0	0	0	0	0	0	0	0	0	0	0	0	0	0	0	0	0	0	0	0	*	*	*	*
30/12/2024	05:00	0	0	0	1	2	1	0	0	0	0	0	0	0	0	0	0	0	0	0	0	4	32	35	25 to 35	75.0	1	25.0
30/12/2024	06:00	0	0	0	1	1	3	0	0	0	0	0	0	0	0	0	0	0	0	0	0	5	34.2	38.3	30 to 40	80.0	3	60.0
30/12/2024	07:00	0	0	1	2	5	5	0	0	0	0	0	0	0	0	0	0	0	0	0	0	13	32.6	38	30 to 40	76.9	5	38.5
30/12/2024	08:00	0	0	0	8	11	3	3	1	0	0	0	0	0	0	0	0	0	0	0	0	26	33.1	40	25 to 35	73.1	7	26.9
30/12/2024	09:00	1	1	4	12	18	7	2	1	1	0	0	0	0	0	0	0	0	0	0	0	47	31.4	37.9	25 to 35	63.8	11	23.4
30/12/2024	10:00	4	1	6	17	16	6	2	0	0	0	0	0	0	0	0	0	0	0	0	0	52	28.6	35	25 to 35	63.5	8	15.4
30/12/2024	11:00	2	2	7	34	21	4	0	0	0	0	0	0	0	0	0	0	0	0	0	0	70	28.3	33.6	25 to 35	78.6	4	5.7
30/12/2024	12:00	2	2	9	23	17	8	2	0	0	0	0	0	0	0	0	0	0	0	0	0	63	29	35.6	25 to 35	63.5	10	15.9
30/12/2024	13:00	1	2	12	24	21	2	0	0	0	0	0	0	0	0	0	0	0	0	0	0	62	27.9	33.3	25 to 35	72.6	2	3.2
30/12/2024	14:00	2	4	5	22	14	8	0	0	0	0	0	0	0	0	0	0	0	0	0	0	55	28.4	35	25 to 35	65.5	8	14.5
30/12/2024	15:00	2	0	5	16	14	7	2	0	0	0	0	0	0	0	0	0	0	0	0	0	46	29.8	36.4	25 to 35	65.2	9	19.6
30/12/2024	16:00	1	0	7	15	13	7	0	0	0	0	0	0	0	0	0	0	0	0	0	0	43	29.3	35.7	25 to 35	65.1	7	16.3
30/12/2024	17:00	0	0	6	11	13	2	0	0	1	0	0	0	0	0	0	0	0	0	0	0	33	29.8	34.2	25 to 35	72.7	3	9.1
30/12/2024	18:00	0	0	2	9	18	4	1	0	0	0	0	0	0	0	0	0	0	0	0	0	34	31.3	35	25 to 35	79.4	5	14.7
30/12/2024	19:00	0	0	0	5	6	1	3	0	0	0	0	0	0	0	0	0	0	0	0	0	15	33	41.7	25 to 35	73.3	4	26.7
30/12/2024	20:00	1	0	3	4	10	2	1	0	0	0	0	0	0	0	0	0	0	0	0	0	21	29.9	35	25 to 35	66.7	3	14.3
30/12/2024	21:00	0	0	0	1	6	1	0	1	0	0	0	0	0	0	0	0	0	0	0	0	9	33.9	40	25 to 35	77.8	2	22.2
30/12/2024	22:00	0	0	0	4	3	2	0	0	0	0	0	0	0	0	0	0	0	0	0	0	9	31.2	37.5	25 to 35	77.8	2	22.2
30/12/2024	23:00	0	0	0	3	1	1	0	0	0	0	0	0	0	0	0	0	0	0	0	0	5	30.2	35	25 to 35	80.0	1	20.0
24 Hr Summary		16	12	67	213	211	76	16	3	2	0	0	0	0	0	0	0	0	0	0	616	29.7	35.3	25 to 35	68.8	97	15.7	

Incoming Histogram

2025 Jan Ched Rd

from Thu-Nov-28-2024-01-00-PM to Fri-Jan-17-2025-05-59-AM

Date	Starting Hr:min	<15	15 to <20	20 to <25	25 to <30	30 to <35	35 to <40	40 to <45	45 to <50	50 to <55	55 to <60	60 to <65	65 to <70	70 to <75	75 to <80	80 to <85	85 to <90	90 to <95	95 to <100	100 to >105	Total Counts	Avg Speed (MPH)	85pet Speed	10MPH Pace	% in pace	# of Speeders	% Speeders	
31/12/2024	00:00	1	0	0	0	2	0	0	0	0	0	0	0	0	0	0	0	0	0	0	0	3	25.3	35	25 to 35	66.7	*	*
31/12/2024	01:00	0	0	1	0	0	0	0	0	0	0	0	0	0	0	0	0	0	0	0	0	1	22	25	15 to 25	100.0	*	*
31/12/2024	02:00	0	0	0	0	0	0	0	0	0	0	0	0	0	0	0	0	0	0	0	0	0	0	0	*	*	*	*
31/12/2024	03:00	0	0	0	0	0	0	0	0	0	0	0	0	0	0	0	0	0	0	0	0	0	0	0	*	*	*	*
31/12/2024	04:00	0	0	0	1	0	0	0	0	0	0	0	0	0	0	0	0	0	0	0	0	1	27	30	20 to 30	100.0	*	*
31/12/2024	05:00	0	0	0	1	1	3	0	0	0	0	0	0	0	0	0	0	0	0	0	0	5	34.2	38.3	30 to 40	80.0	3	60.0
31/12/2024	06:00	0	0	0	1	1	3	0	0	0	0	0	0	0	0	0	0	0	0	0	0	5	34.2	38.3	30 to 40	80.0	3	60.0
31/12/2024	07:00	0	0	0	5	7	4	0	1	0	0	0	0	0	0	0	0	0	0	0	0	17	32.9	37.5	25 to 35	70.6	5	29.4
31/12/2024	08:00	0	0	1	9	11	8	3	2	0	0	0	0	0	0	0	0	0	0	0	0	34	33.7	40	25 to 35	58.8	13	38.2
31/12/2024	09:00	0	1	1	16	12	4	1	0	1	0	0	0	0	0	0	0	0	0	0	0	36	30.8	36.2	25 to 35	77.8	6	16.7
31/12/2024	10:00	2	5	0	17	18	4	1	0	0	0	0	0	0	0	0	0	0	0	0	0	47	28.7	34.4	25 to 35	74.5	5	10.6
31/12/2024	11:00	0	2	2	24	25	9	1	1	0	0	0	0	0	0	0	0	0	0	0	0	64	30.9	35.6	25 to 35	76.6	11	17.2
31/12/2024	12:00	2	3	3	23	21	5	1	0	0	0	0	0	0	0	0	0	0	0	0	0	58	28.9	34.3	25 to 35	75.9	6	10.3
31/12/2024	13:00	1	1	3	11	24	10	1	0	0	0	0	0	0	0	0	0	0	0	0	0	51	31.2	36.5	25 to 35	68.6	11	21.6
31/12/2024	14:00	2	0	3	17	16	7	0	2	0	0	0	0	0	0	0	0	0	0	0	0	47	30.5	36.4	25 to 35	70.2	9	19.1
31/12/2024	15:00	1	2	1	23	9	6	1	0	0	0	0	0	0	0	0	0	0	0	0	0	43	29.2	35.8	25 to 35	74.4	7	16.3
31/12/2024	16:00	1	4	5	15	19	5	0	0	0	0	0	0	0	0	0	0	0	0	0	0	49	28.7	34.5	25 to 35	69.4	5	10.2
31/12/2024	17:00	0	0	2	15	13	7	3	0	0	0	0	0	0	0	0	0	0	0	0	0	40	31.6	37.9	25 to 35	70.0	10	25.0
31/12/2024	18:00	0	0	2	13	13	8	2	0	0	0	0	0	0	0	0	0	0	0	0	0	38	31.7	37.5	25 to 35	68.4	10	26.3
31/12/2024	19:00	1	1	0	4	9	5	0	0	0	0	0	0	0	0	0	0	0	0	0	0	20	30.8	37	30 to 40	70.0	5	25.0
31/12/2024	20:00	0	0	0	3	7	5	0	0	0	0	0	0	0	0	0	0	0	0	0	0	15	32.9	38	30 to 40	80.0	5	33.3
31/12/2024	21:00	0	0	1	7	6	0	0	0	0	0	0	0	0	0	0	0	0	0	0	0	14	29.1	33.3	25 to 35	92.9	*	*
31/12/2024	22:00	0	0	0	3	2	1	1	0	0	0	0	0	0	0	0	0	0	0	0	0	7	32.1	40	25 to 35	71.4	2	28.6
31/12/2024	23:00	0	0	0	1	2	1	1	2	0	0	0	0	0	0	0	0	0	0	0	0	7	38	47.5	25 to 35	42.9	4	57.1
24 Hr Summary		11	19	25	209	218	95	16	8	1	0	0	0	0	0	0	0	0	0	0	602	30.7	36.6	25 to 35	70.9	120	19.9	

Incoming Histogram

2025 Jan Ched Rd

from Thu-Nov-28-2024-01-00-PM to Fri-Jan-17-2025-05-59-AM

Date	Starting Hr:min	<15	15 to <20	20 to <25	25 to <30	30 to <35	35 to <40	40 to <45	45 to <50	50 to <55	55 to <60	60 to <65	65 to <70	70 to <75	75 to <80	80 to <85	85 to <90	90 to <95	95 to <100	100 to >105	Total Counts	Avg Speed (MPH)	85pet Speed	10MPH Pace	% in pace	# of Speeders	% Speeders	
01/01/2025	00:00	0	0	0	5	4	1	0	0	0	0	0	0	0	0	0	0	0	0	0	0	10	30.3	33.8	25 to 35	90.0	1	10.0
01/01/2025	01:00	0	0	0	1	2	2	1	0	0	0	0	0	0	0	0	0	0	0	0	0	6	34.5	40	30 to 40	66.7	3	50.0
01/01/2025	02:00	0	0	0	0	2	0	0	0	0	0	0	0	0	0	0	0	0	0	0	0	2	32	35	25 to 35	100.0	*	*
01/01/2025	03:00	0	0	0	0	2	0	0	0	0	0	0	0	0	0	0	0	0	0	0	0	2	32	35	25 to 35	100.0	*	*
01/01/2025	04:00	1	0	0	1	0	0	0	0	0	0	0	0	0	0	0	0	0	0	0	0	2	19.5	30	5 to 15	50.0	*	*
01/01/2025	05:00	0	0	0	0	0	0	0	0	0	0	0	0	0	0	0	0	0	0	0	0	0	0	0	*	*	*	*
01/01/2025	06:00	0	0	0	0	1	2	0	0	0	0	0	0	0	0	0	0	0	0	0	0	3	35.3	40	30 to 40	100.0	2	66.7
01/01/2025	07:00	0	0	0	0	3	0	0	0	0	0	0	0	0	0	0	0	0	0	0	0	3	32.3	35	25 to 35	100.0	*	*
01/01/2025	08:00	0	0	1	4	5	2	0	0	0	0	0	0	0	0	0	0	0	0	0	0	12	30.6	35	25 to 35	75.0	2	16.7
01/01/2025	09:00	0	0	1	1	4	0	0	0	0	0	0	0	0	0	0	0	0	0	0	0	6	29.7	33.8	25 to 35	83.3	*	*
01/01/2025	10:00	1	0	2	3	9	5	2	0	0	0	0	0	0	0	0	0	0	0	0	0	22	31.9	39	30 to 40	63.6	7	31.8
01/01/2025	11:00	0	0	1	16	18	6	0	0	0	0	0	0	0	0	0	0	0	0	0	0	41	31	35	25 to 35	82.9	6	14.6
01/01/2025	12:00	0	1	3	11	4	8	2	0	0	0	0	0	0	0	0	0	0	0	0	0	29	30.9	38.8	25 to 35	51.7	10	34.5
01/01/2025	13:00	0	2	6	9	8	3	0	0	0	0	0	0	0	0	0	0	0	0	0	0	28	28.1	34.4	25 to 35	60.7	3	10.7
01/01/2025	14:00	0	0	3	7	10	4	0	0	0	0	0	0	0	0	0	0	0	0	0	0	24	30.5	35	25 to 35	70.8	4	16.7
01/01/2025	15:00	0	0	3	10	9	4	1	0	0	0	0	0	0	0	0	0	0	0	0	0	27	30.5	36.2	25 to 35	70.4	5	18.5
01/01/2025	16:00	0	1	4	13	10	1	0	0	0	0	0	0	0	0	0	0	0	0	0	0	29	28.4	33.5	25 to 35	79.3	1	3.4
01/01/2025	17:00	0	0	1	10	10	1	1	0	0	0	0	0	0	0	0	0	0	0	0	0	23	30.4	34.5	25 to 35	87.0	2	8.7
01/01/2025	18:00	0	0	0	8	9	5	1	0	0	0	0	0	0	0	0	0	0	0	0	0	23	32.2	38	25 to 35	73.9	6	26.1
01/01/2025	19:00	0	0	0	3	4	0	1	0	0	0	0	0	0	0	0	0	0	0	0	0	8	31.5	35	25 to 35	87.5	1	12.5
01/01/2025	20:00	0	0	1	5	5	0	0	0	0	0	0	0	0	0	0	0	0	0	0	0	11	29.1	33	25 to 35	90.9	*	*
01/01/2025	21:00	0	0	0	0	2	1	0	0	0	0	0	0	0	0	0	0	0	0	0	0	3	33.7	40	30 to 40	100.0	1	33.3
01/01/2025	22:00	0	0	1	0	1	1	0	0	0	0	0	0	0	0	0	0	0	0	0	0	3	30.3	40	30 to 40	66.7	1	33.3
01/01/2025	23:00	0	0	0	1	1	0	0	0	0	0	0	0	0	0	0	0	0	0	0	0	2	29.5	35	25 to 35	100.0	*	*
24 Hr Summary		2	4	27	108	123	46	9	0	0	0	0	0	0	0	0	0	0	0	0	0	319	30.5	35.8	25 to 35	72.4	55	17.2

Incoming Histogram

2025 Jan Ched Rd

from Thu-Nov-28-2024-01-00-PM to Fri-Jan-17-2025-05-59-AM

Date	Starting Hr:min	<15	15 to <20	20 to <25	25 to <30	30 to <35	35 to <40	40 to <45	45 to <50	50 to <55	55 to <60	60 to <65	65 to <70	70 to <75	75 to <80	80 to <85	85 to <90	90 to <95	95 to <100	100 to >105	Total Counts	Avg Speed (MPH)	85pet Speed	10MPH Pace	% in pace	# of Speeders	% Speeders	
02/01/2025	00:00	0	0	0	0	1	0	0	0	0	0	0	0	0	0	0	0	0	0	0	0	1	32	35	25 to 35	100.0	*	*
02/01/2025	01:00	0	0	0	0	0	0	0	0	0	0	0	0	0	0	0	0	0	0	0	0	0	0	0	*	*	*	*
02/01/2025	02:00	0	0	0	0	0	0	0	0	0	0	0	0	0	0	0	0	0	0	0	0	0	0	0	*	*	*	*
02/01/2025	03:00	0	0	0	0	0	0	0	0	0	0	0	0	0	0	0	0	0	0	0	0	0	0	0	*	*	*	*
02/01/2025	04:00	0	0	0	0	1	0	0	0	0	0	0	0	0	0	0	0	0	0	0	0	1	32	35	25 to 35	100.0	*	*
02/01/2025	05:00	0	0	0	2	1	0	1	0	0	0	0	0	0	0	0	0	0	0	0	0	4	32.3	35	25 to 35	75.0	1	25.0
02/01/2025	06:00	2	0	2	5	7	2	0	0	0	0	0	0	0	0	0	0	0	0	0	0	18	28.2	34.3	25 to 35	66.7	2	11.1
02/01/2025	07:00	0	1	0	9	10	3	1	1	0	0	0	0	0	0	0	0	0	0	0	0	25	31.5	36.7	25 to 35	76.0	5	20.0
02/01/2025	08:00	1	0	3	16	16	19	4	0	0	0	0	0	0	0	0	0	0	0	0	0	59	32.5	38.7	30 to 40	59.3	23	39.0
02/01/2025	09:00	2	0	5	15	16	8	4	0	0	0	0	0	0	0	0	0	0	0	0	0	50	30.7	37.5	25 to 35	62.0	12	24.0
02/01/2025	10:00	1	0	2	15	23	12	2	0	0	0	0	0	0	0	0	0	0	0	0	0	55	31.7	37.5	25 to 35	69.1	14	25.5
02/01/2025	11:00	4	2	7	13	20	9	1	0	0	0	0	0	0	0	0	0	0	0	0	0	56	29	36.1	25 to 35	58.9	10	17.9
02/01/2025	12:00	3	5	5	24	22	8	0	0	0	0	0	0	0	0	0	0	0	0	0	0	67	28.5	34.5	25 to 35	68.7	8	11.9
02/01/2025	13:00	0	1	7	23	20	9	2	0	0	0	0	0	0	0	0	0	0	0	0	0	62	30.2	36.1	25 to 35	69.4	11	17.7
02/01/2025	14:00	2	1	5	22	21	1	1	0	0	0	0	0	0	0	0	0	0	0	0	0	53	28.5	33.6	25 to 35	81.1	2	3.8
02/01/2025	15:00	1	2	4	14	28	10	0	0	0	0	0	0	0	0	0	0	0	0	0	0	59	30.6	35.5	25 to 35	71.2	10	16.9
02/01/2025	16:00	1	1	7	20	21	7	0	0	0	0	0	0	0	0	0	0	0	0	0	0	57	29.5	34.5	25 to 35	71.9	7	12.3
02/01/2025	17:00	0	0	5	13	14	4	2	0	0	0	0	0	0	0	0	0	0	0	0	0	38	30.4	35	25 to 35	71.1	6	15.8
02/01/2025	18:00	0	0	8	18	12	3	0	0	0	0	0	0	0	0	0	0	0	0	0	0	41	28.6	33.8	25 to 35	73.2	3	7.3
02/01/2025	19:00	1	0	1	9	6	3	0	0	0	0	0	0	0	0	0	0	0	0	0	0	20	29.3	35	25 to 35	75.0	3	15.0
02/01/2025	20:00	0	0	1	5	7	1	0	0	0	0	0	0	0	0	0	0	0	0	0	0	14	30.1	34.3	25 to 35	85.7	1	7.1
02/01/2025	21:00	0	0	0	6	1	2	1	0	0	0	0	0	0	0	0	0	0	0	0	0	10	31.4	37.5	25 to 35	70.0	3	30.0
02/01/2025	22:00	0	0	0	3	0	0	0	0	0	0	0	0	0	0	0	0	0	0	0	0	3	27.3	30	20 to 30	100.0	*	*
02/01/2025	23:00	0	0	0	0	0	0	0	0	0	0	0	0	0	0	0	0	0	0	0	0	0	0	0	*	*	*	*
24 Hr Summary		18	13	62	232	247	101	19	1	0	0	0	0	0	0	0	0	0	0	0	0	693	30	35.8	25 to 35	69.1	121	17.5

Incoming Histogram

2025 Jan Ched Rd

from Thu-Nov-28-2024-01-00-PM to Fri-Jan-17-2025-05-59-AM

Date	Starting Hr:min	<15	15 to <20	20 to <25	25 to <30	30 to <35	35 to <40	40 to <45	45 to <50	50 to <55	55 to <60	60 to <65	65 to <70	70 to <75	75 to <80	80 to <85	85 to <90	90 to <95	95 to <100	100 to >105	Total Counts	Avg Speed (MPH)	85pet Speed	10MPH Pace	% in pace	# of Speeders	% Speeders	
03/01/2025	00:00	0	0	0	1	0	1	0	0	0	0	0	0	0	0	0	0	0	0	0	0	2	32	40	20 to 30	50.0	1	50.0
03/01/2025	01:00	0	1	0	0	1	0	0	0	0	0	0	0	0	0	0	0	0	0	0	0	2	24.5	35	10 to 20	50.0	*	*
03/01/2025	02:00	0	0	0	0	0	0	0	0	0	0	0	0	0	0	0	0	0	0	0	0	0	0	0	*	*	*	*
03/01/2025	03:00	0	0	0	1	0	0	0	0	0	0	0	0	0	0	0	0	0	0	0	0	1	27	30	20 to 30	100.0	*	*
03/01/2025	04:00	0	0	0	0	1	0	0	0	0	0	0	0	0	0	0	0	0	0	0	0	1	32	35	25 to 35	100.0	*	*
03/01/2025	05:00	0	0	1	5	3	1	0	0	0	0	0	0	0	0	0	0	0	0	0	0	10	29.3	33.3	25 to 35	80.0	1	10.0
03/01/2025	06:00	1	1	0	7	3	1	0	0	0	0	0	0	0	0	0	0	0	0	0	0	13	27.2	33.3	25 to 35	76.9	1	7.7
03/01/2025	07:00	3	0	2	11	13	1	2	0	0	0	0	0	0	0	0	0	0	0	0	0	32	28.7	34.2	25 to 35	75.0	3	9.4
03/01/2025	08:00	1	4	4	14	19	5	0	0	0	0	0	0	0	0	0	0	0	0	0	0	47	28.9	34.5	25 to 35	70.2	5	10.6
03/01/2025	09:00	3	3	4	19	25	8	0	0	0	0	0	0	0	0	0	0	0	0	0	0	62	29.2	34.8	25 to 35	71.0	8	12.9
03/01/2025	10:00	1	3	4	16	26	2	0	0	0	0	0	0	0	0	0	0	0	0	0	0	52	29	33.8	25 to 35	80.8	2	3.8
03/01/2025	11:00	1	5	8	25	31	5	0	0	0	0	0	0	0	0	0	0	0	0	0	0	75	28.8	34	25 to 35	74.7	5	6.7
03/01/2025	12:00	0	1	7	8	23	8	3	0	0	0	0	0	0	0	0	0	0	0	0	0	50	31.3	36.9	25 to 35	62.0	11	22.0
03/01/2025	13:00	2	1	10	15	19	13	4	0	0	0	0	0	0	0	0	0	0	0	0	0	64	30.4	37.7	25 to 35	53.1	17	26.6
03/01/2025	14:00	1	1	7	16	13	10	5	0	0	0	0	0	0	0	0	0	0	0	0	0	53	30.8	38.5	25 to 35	54.7	15	28.3
03/01/2025	15:00	1	1	5	13	24	3	1	0	0	0	0	0	0	0	0	0	0	0	0	0	48	29.8	34.4	25 to 35	77.1	4	8.3
03/01/2025	16:00	2	0	6	17	17	5	1	0	0	0	0	0	0	0	0	0	0	0	0	0	48	29.3	34.7	25 to 35	70.8	6	12.5
03/01/2025	17:00	1	1	5	19	13	4	0	0	0	0	0	0	0	0	0	0	0	0	0	0	43	28.7	34.2	25 to 35	74.4	4	9.3
03/01/2025	18:00	0	1	7	18	16	8	1	0	1	0	0	0	0	0	0	0	0	0	0	0	52	30.4	36.2	25 to 35	65.4	10	19.2
03/01/2025	19:00	0	0	2	12	5	1	0	0	0	0	0	0	0	0	0	0	0	0	0	0	20	28.6	33	25 to 35	85.0	1	5.0
03/01/2025	20:00	0	1	1	11	7	0	0	0	0	0	0	0	0	0	0	0	0	0	0	0	20	28.4	32.9	25 to 35	90.0	*	*
03/01/2025	21:00	0	0	0	5	4	1	2	1	0	0	0	0	0	0	0	0	0	0	0	0	13	33.4	42.5	25 to 35	69.2	4	30.8
03/01/2025	22:00	0	0	0	2	5	2	0	0	0	0	0	0	0	0	0	0	0	0	0	0	9	32.2	37.5	25 to 35	77.8	2	22.2
03/01/2025	23:00	0	0	0	1	3	0	0	0	0	0	0	0	0	0	0	0	0	0	0	0	4	31	33.3	25 to 35	100.0	*	*
24 Hr Summary		17	24	73	236	271	79	19	1	1	0	0	0	0	0	0	0	0	0	0	0	721	29.6	34.9	25 to 35	70.3	100	13.9

Incoming Histogram

2025 Jan Ched Rd

from Thu-Nov-28-2024-01-00-PM to Fri-Jan-17-2025-05-59-AM

Date	Starting Hr:min	<15	15 to <20	20 to <25	25 to <30	30 to <35	35 to <40	40 to <45	45 to <50	50 to <55	55 to <60	60 to <65	65 to <70	70 to <75	75 to <80	80 to <85	85 to <90	90 to <95	95 to <100	100 to >105	Total Counts	Avg Speed (MPH)	85pct Speed	10MPH Pace	% in pace	# of Speeders	% Speeders	
04/01/2025	00:00	0	0	1	1	2	0	0	0	0	0	0	0	0	0	0	0	0	0	0	0	4	28.3	32.5	25 to 35	75.0	*	*
04/01/2025	01:00	0	0	0	1	0	1	0	0	0	0	0	0	0	0	0	0	0	0	0	0	2	32	40	20 to 30	50.0	1	50.0
04/01/2025	02:00	0	0	0	0	0	0	0	0	0	0	0	0	0	0	0	0	0	0	0	0	0	0	0	*	*	*	*
04/01/2025	03:00	1	0	0	0	0	0	0	0	0	0	0	0	0	0	0	0	0	0	0	0	1	12	15	5 to 15	100.0	*	*
04/01/2025	04:00	0	0	0	2	0	0	0	0	0	0	0	0	0	0	0	0	0	0	0	0	2	27.5	30	20 to 30	100.0	*	*
04/01/2025	05:00	0	0	0	1	2	0	1	0	0	0	0	0	0	0	0	0	0	0	0	0	4	33.3	35	25 to 35	75.0	1	25.0
04/01/2025	06:00	0	0	0	3	0	0	0	0	0	0	0	0	0	0	0	0	0	0	0	0	3	27.3	30	20 to 30	100.0	*	*
04/01/2025	07:00	0	0	0	6	4	4	0	0	0	0	0	0	0	0	0	0	0	0	0	0	14	31.7	37.5	25 to 35	71.4	4	28.6
04/01/2025	08:00	1	0	2	12	12	7	1	0	0	0	0	0	0	0	0	0	0	0	0	0	35	30.8	37.1	25 to 35	68.6	8	22.9
04/01/2025	09:00	0	1	4	10	13	6	0	0	0	0	0	0	0	0	0	0	0	0	0	0	34	30.2	35.8	25 to 35	67.6	6	17.6
04/01/2025	10:00	1	5	5	15	21	8	0	0	0	0	0	0	0	0	0	0	0	0	0	0	55	29.1	35	25 to 35	65.5	8	14.5
04/01/2025	11:00	4	2	8	17	22	4	2	0	0	0	0	0	0	0	0	0	0	0	0	0	59	28.3	34.3	25 to 35	66.1	6	10.2
04/01/2025	12:00	0	3	10	24	20	6	0	0	0	0	0	0	0	0	0	0	0	0	0	0	63	28.7	34.2	25 to 35	69.8	6	9.5
04/01/2025	13:00	1	1	3	15	36	8	2	1	0	0	0	0	0	0	0	0	0	0	0	0	67	31.5	35.6	25 to 35	76.1	11	16.4
04/01/2025	14:00	3	0	6	14	12	8	0	0	0	0	0	0	0	0	0	0	0	0	0	0	43	28.8	36.2	25 to 35	60.5	8	18.6
04/01/2025	15:00	2	1	4	12	19	5	0	0	0	0	0	0	0	0	0	0	0	0	0	0	43	29.4	34.7	25 to 35	72.1	5	11.6
04/01/2025	16:00	0	2	11	21	8	5	1	0	0	0	0	0	0	0	0	0	0	0	0	0	48	28	34.4	20 to 30	66.7	6	12.5
04/01/2025	17:00	0	0	1	18	13	6	0	1	0	0	0	0	0	0	0	0	0	0	0	0	39	31	35.8	25 to 35	79.5	7	17.9
04/01/2025	18:00	1	0	3	13	19	0	0	0	0	0	0	0	0	0	0	0	0	0	0	0	36	29.1	33.7	25 to 35	88.9	*	*
04/01/2025	19:00	0	0	0	5	10	3	0	1	0	0	0	0	0	0	0	0	0	0	0	0	19	32.6	36.7	25 to 35	78.9	4	21.1
04/01/2025	20:00	0	0	2	8	4	0	0	0	0	0	0	0	0	0	0	0	0	0	0	0	14	27.9	32.5	25 to 35	85.7	*	*
04/01/2025	21:00	0	2	2	4	1	0	0	0	0	0	0	0	0	0	0	0	0	0	0	0	9	24.4	30	20 to 30	66.7	*	*
04/01/2025	22:00	1	1	2	2	0	0	0	1	0	0	0	0	0	0	0	0	0	0	0	0	7	25	30	20 to 30	57.1	1	14.3
04/01/2025	23:00	0	1	1	0	0	0	0	0	0	0	0	0	0	0	0	0	0	0	0	0	2	19.5	25	15 to 25	100.0	*	*
24 Hr Summary		15	19	65	204	218	71	7	4	0	0	0	0	0	0	0	0	0	0	0	603	29.4	34.8	25 to 35	70.0	82	13.6	

Incoming Histogram

2025 Jan Ched Rd

from Thu-Nov-28-2024-01-00-PM to Fri-Jan-17-2025-05-59-AM

Date	Starting Hr:min	<15	15 to <20	20 to <25	25 to <30	30 to <35	35 to <40	40 to <45	45 to <50	50 to <55	55 to <60	60 to <65	65 to <70	70 to <75	75 to <80	80 to <85	85 to <90	90 to <95	95 to <100	100 to >105	Total Counts	Avg Speed (MPH)	85pet Speed	10MPH Pace	% in pace	# of Speeders	% Speeders	
05/01/2025	00:00	1	0	0	2	1	0	0	0	0	0	0	0	0	0	0	0	0	0	0	0	4	24.5	30	25 to 35	75.0	*	*
05/01/2025	01:00	0	0	0	0	0	0	0	0	0	0	0	0	0	0	0	0	0	0	0	0	0	0	0	*	*	*	*
05/01/2025	02:00	0	0	0	0	0	0	0	0	0	0	0	0	0	0	0	0	0	0	0	0	0	0	0	*	*	*	*
05/01/2025	03:00	0	0	0	0	0	0	0	0	0	0	0	0	0	0	0	0	0	0	0	0	0	0	0	*	*	*	*
05/01/2025	04:00	0	0	1	1	0	0	0	0	0	0	0	0	0	0	0	0	0	0	0	0	2	24.5	30	20 to 30	100.0	*	*
05/01/2025	05:00	0	0	0	2	0	0	0	0	0	0	0	0	0	0	0	0	0	0	0	0	2	27	30	20 to 30	100.0	*	*
05/01/2025	06:00	0	0	1	0	0	0	0	0	0	0	0	0	0	0	0	0	0	0	0	0	1	22	25	15 to 25	100.0	*	*
05/01/2025	07:00	0	0	4	3	3	1	0	0	0	0	0	0	0	0	0	0	0	0	0	0	11	27.8	33.3	20 to 30	63.6	1	9.1
05/01/2025	08:00	0	1	3	1	4	0	0	0	0	0	0	0	0	0	0	0	0	0	0	0	9	26.7	33.8	25 to 35	55.6	*	*
05/01/2025	09:00	0	1	2	13	10	0	1	0	0	0	0	0	0	0	0	0	0	0	0	0	27	29	33.5	25 to 35	85.2	1	3.7
05/01/2025	10:00	0	1	0	8	12	6	1	0	0	0	0	0	0	0	0	0	0	0	0	0	28	31.8	37.5	25 to 35	71.4	7	25.0
05/01/2025	11:00	0	0	0	14	11	9	0	0	0	0	0	0	0	0	0	0	0	0	0	0	34	31.6	37.2	25 to 35	73.5	9	26.5
05/01/2025	12:00	2	1	5	15	18	4	2	0	0	0	0	0	0	0	0	0	0	0	0	0	47	29.4	34.7	25 to 35	70.2	6	12.8
05/01/2025	13:00	0	1	3	14	16	4	0	0	0	0	0	0	0	0	0	0	0	0	0	0	38	29.9	34.4	25 to 35	78.9	4	10.5
05/01/2025	14:00	0	0	3	11	14	4	2	0	0	0	0	0	0	0	0	0	0	0	0	0	34	31.1	36.2	25 to 35	73.5	6	17.6
05/01/2025	15:00	0	1	2	14	8	7	1	0	0	0	0	0	0	0	0	0	0	0	0	0	33	30.5	37.1	25 to 35	66.7	8	24.2
05/01/2025	16:00	1	0	5	18	10	3	0	0	0	0	0	0	0	0	0	0	0	0	0	0	37	28.5	33.5	25 to 35	75.7	3	8.1
05/01/2025	17:00	0	1	1	10	9	2	1	0	0	0	0	0	0	0	0	0	0	0	0	0	24	30.1	34.4	25 to 35	79.2	3	12.5
05/01/2025	18:00	0	0	2	4	7	3	2	0	0	0	0	0	0	0	0	0	0	0	0	0	18	32.1	38.3	25 to 35	61.1	5	27.8
05/01/2025	19:00	0	0	2	2	6	3	1	0	0	0	0	0	0	0	0	0	0	0	0	0	14	31.9	38.3	30 to 40	64.3	4	28.6
05/01/2025	20:00	1	0	0	2	2	0	0	0	0	0	0	0	0	0	0	0	0	0	0	0	5	26	32.5	25 to 35	80.0	*	*
05/01/2025	21:00	0	1	0	5	4	1	0	0	0	0	0	0	0	0	0	0	0	0	0	0	11	29.1	33.8	25 to 35	81.8	1	9.1
05/01/2025	22:00	0	0	0	0	2	0	0	0	0	0	0	0	0	0	0	0	0	0	0	0	2	32	35	25 to 35	100.0	*	*
05/01/2025	23:00	0	1	0	0	0	0	0	0	0	0	0	0	0	0	0	0	0	0	0	0	1	17	20	10 to 20	100.0	*	*
24 Hr Summary		5	9	34	139	137	47	11	0	0	0	0	0	0	0	0	0	0	0	0	0	382	29.9	35.1	25 to 35	72.3	58	15.2

Incoming Histogram

2025 Jan Ched Rd

from Thu-Nov-28-2024-01-00-PM to Fri-Jan-17-2025-05-59-AM

Date	Starting Hr:min	<15	15 to <20	20 to <25	25 to <30	30 to <35	35 to <40	40 to <45	45 to <50	50 to <55	55 to <60	60 to <65	65 to <70	70 to <75	75 to <80	80 to <85	85 to <90	90 to <95	95 to <100	100 to >105	Total Counts	Avg Speed (MPH)	85pet Speed	10MPH Pace	% in pace	# of Speeders	% Speeders
06/01/2025	00:00	0	0	0	0	0	0	0	0	0	0	0	0	0	0	0	0	0	0	0	0	0	0	*	*	*	*
06/01/2025	01:00	0	0	0	0	0	0	0	0	0	0	0	0	0	0	0	0	0	0	0	0	0	0	*	*	*	*
06/01/2025	02:00	0	0	0	0	0	0	0	0	0	0	0	0	0	0	0	0	0	0	0	0	0	0	*	*	*	*
06/01/2025	03:00	0	0	0	0	0	0	0	0	0	0	0	0	0	0	0	0	0	0	0	0	0	0	*	*	*	*
06/01/2025	04:00	0	0	0	0	1	0	0	0	0	0	0	0	0	0	0	0	0	0	0	1	32	35	25 to 35	100.0	*	*
06/01/2025	05:00	0	0	0	0	2	0	0	0	0	0	0	0	0	0	0	0	0	0	0	2	32	35	25 to 35	100.0	*	*
06/01/2025	06:00	0	0	0	10	8	4	0	0	0	0	0	0	0	0	0	0	0	0	0	22	31	36.2	25 to 35	81.8	4	18.2
06/01/2025	07:00	0	2	1	23	23	5	0	0	0	0	0	0	0	0	0	0	0	0	0	54	30	34.3	25 to 35	85.2	5	9.3
06/01/2025	08:00	0	1	3	16	19	9	1	0	0	0	0	0	0	0	0	0	0	0	0	49	31	36.7	25 to 35	71.4	10	20.4
06/01/2025	09:00	1	1	6	19	18	6	3	0	1	0	0	0	0	0	0	0	0	0	0	55	30.4	36.7	25 to 35	67.3	10	18.2
06/01/2025	10:00	0	0	9	17	14	3	2	0	0	0	0	0	0	0	0	0	0	0	0	45	29.3	34.3	25 to 35	68.9	5	11.1
06/01/2025	11:00	0	3	8	17	22	7	1	0	0	0	0	0	0	0	0	0	0	0	0	58	29.5	34.8	25 to 35	67.2	8	13.8
06/01/2025	12:00	1	0	2	12	12	4	0	0	0	0	0	0	0	0	0	0	0	0	0	31	29.8	34.6	25 to 35	77.4	4	12.9
06/01/2025	13:00	0	2	6	21	17	5	3	0	0	0	0	0	0	0	0	0	0	0	0	54	29.8	35	25 to 35	70.4	8	14.8
06/01/2025	14:00	0	2	8	16	23	11	2	0	0	0	0	0	0	0	0	0	0	0	0	62	30.5	36.8	25 to 35	62.9	13	21.0
06/01/2025	15:00	1	2	6	27	21	7	0	0	0	0	0	0	0	0	0	0	0	0	0	64	29.2	34.3	25 to 35	75.0	7	10.9
06/01/2025	16:00	2	1	18	27	29	3	2	0	0	0	0	0	0	0	0	0	0	0	0	82	28.3	33.8	25 to 35	68.3	5	6.1
06/01/2025	17:00	1	0	3	20	17	6	1	0	0	0	0	0	0	0	0	0	0	0	0	48	30.1	35	25 to 35	77.1	7	14.6
06/01/2025	18:00	0	1	10	17	11	5	0	2	0	0	0	0	0	0	0	0	0	0	0	46	29.2	35	25 to 35	60.9	7	15.2
06/01/2025	19:00	0	1	6	10	9	2	0	0	0	0	0	0	0	0	0	0	0	0	0	28	28.3	33.9	25 to 35	67.9	2	7.1
06/01/2025	20:00	0	0	1	4	9	2	0	0	0	0	0	0	0	0	0	0	0	0	0	16	31	35	25 to 35	81.3	2	12.5
06/01/2025	21:00	1	0	1	2	1	0	0	0	0	0	0	0	0	0	0	0	0	0	0	5	24.2	30	20 to 30	60.0	*	*
06/01/2025	22:00	0	0	0	0	1	1	0	0	0	0	0	0	0	0	0	0	0	0	0	2	34.5	40	30 to 40	100.0	1	50.0
06/01/2025	23:00	0	0	0	0	2	0	0	0	0	0	0	0	0	0	0	0	0	0	0	2	32	35	25 to 35	100.0	*	*
24 Hr Summary		7	16	88	258	259	80	15	2	1	0	0	0	0	0	0	0	0	0	0	726	29.7	34.8	25 to 35	71.2	98	13.5

Incoming Histogram

2025 Jan Ched Rd

from Thu-Nov-28-2024-01-00-PM to Fri-Jan-17-2025-05-59-AM

Date	Starting Hr:min	<15	15 to <20	20 to <25	25 to <30	30 to <35	35 to <40	40 to <45	45 to <50	50 to <55	55 to <60	60 to <65	65 to <70	70 to <75	75 to <80	80 to <85	85 to <90	90 to <95	95 to <100	100 to >105	Total Counts	Avg Speed (MPH)	85pet Speed	10MPH Pace	% in pace	# of Speeders	% Speeders	
07/01/2025	00:00	0	0	0	0	0	0	0	0	0	0	0	0	0	0	0	0	0	0	0	0	0	0	*	*	*	*	
07/01/2025	01:00	1	0	0	0	0	0	0	0	0	0	0	0	0	0	0	0	0	0	0	0	1	12	15	5 to 15	100.0	*	*
07/01/2025	02:00	0	0	0	0	0	0	0	0	0	0	0	0	0	0	0	0	0	0	0	0	0	0	0	*	*	*	*
07/01/2025	03:00	0	0	0	0	0	0	0	0	0	0	0	0	0	0	0	0	0	0	0	0	0	0	0	*	*	*	*
07/01/2025	04:00	0	0	0	0	3	0	0	0	0	0	0	0	0	0	0	0	0	0	0	0	3	32.3	35	25 to 35	100.0	*	*
07/01/2025	05:00	0	0	1	2	1	3	0	0	0	0	0	0	0	0	0	0	0	0	0	0	7	31.6	38.3	30 to 40	57.1	3	42.9
07/01/2025	06:00	0	0	0	9	6	2	1	0	0	0	0	0	0	0	0	0	0	0	0	0	18	30.9	35	25 to 35	83.3	3	16.7
07/01/2025	07:00	3	3	6	26	22	4	2	0	0	0	0	0	0	0	0	0	0	0	0	0	66	28.5	34.1	25 to 35	72.7	6	9.1
07/01/2025	08:00	3	2	7	36	33	19	1	0	0	0	0	0	0	0	0	0	0	0	0	0	101	30.1	36.3	25 to 35	68.3	20	19.8
07/01/2025	09:00	0	0	8	30	21	10	3	0	0	0	0	0	0	0	0	0	0	0	0	0	72	30.3	36	25 to 35	70.8	13	18.1
07/01/2025	10:00	3	1	8	22	14	7	1	0	0	0	0	0	0	0	0	0	0	0	0	0	56	28.3	35	25 to 35	64.3	8	14.3
07/01/2025	11:00	2	4	6	18	17	1	0	0	0	0	0	0	0	0	0	0	0	0	0	0	48	27.3	33.2	25 to 35	72.9	1	2.1
07/01/2025	12:00	1	2	6	22	13	6	1	1	0	0	0	0	0	0	0	0	0	0	0	0	52	29.2	35	25 to 35	67.3	8	15.4
07/01/2025	13:00	3	3	8	26	15	1	2	0	0	0	0	0	0	0	0	0	0	0	0	0	58	27.3	33	25 to 35	70.7	3	5.2
07/01/2025	14:00	2	0	9	18	14	6	3	0	0	0	0	0	0	0	0	0	0	0	0	0	52	29.3	35.8	25 to 35	61.5	9	17.3
07/01/2025	15:00	3	1	7	30	32	4	1	0	0	0	0	0	0	0	0	0	0	0	0	0	78	29	33.9	25 to 35	79.5	5	6.4
07/01/2025	16:00	0	1	6	18	19	2	0	0	0	0	0	0	0	0	0	0	0	0	0	0	46	29.1	33.7	25 to 35	80.4	2	4.3
07/01/2025	17:00	1	1	8	31	20	7	0	1	0	0	0	0	0	0	0	0	0	0	0	0	69	29.2	34.5	25 to 35	73.9	8	11.6
07/01/2025	18:00	0	0	3	21	13	4	1	0	0	0	0	0	0	0	0	0	0	0	0	0	42	29.9	34.6	25 to 35	81.0	5	11.9
07/01/2025	19:00	0	2	4	16	13	2	0	0	0	0	0	0	0	0	0	0	0	0	0	0	37	28.6	33.5	25 to 35	78.4	2	5.4
07/01/2025	20:00	0	0	0	6	3	3	0	0	0	0	0	0	0	0	0	0	0	0	0	0	12	31.1	36.7	25 to 35	75.0	3	25.0
07/01/2025	21:00	0	0	2	5	1	1	1	0	0	0	0	0	0	0	0	0	0	0	0	0	10	29.2	35	20 to 30	70.0	2	20.0
07/01/2025	22:00	0	0	0	1	7	0	0	0	0	0	0	0	0	0	0	0	0	0	0	0	8	31.8	34.3	25 to 35	100.0	*	*
07/01/2025	23:00	0	0	0	0	1	1	1	0	0	0	0	0	0	0	0	0	0	0	0	0	3	37	45	30 to 40	66.7	2	66.7
24 Hr Summary		22	20	89	337	268	83	18	2	0	0	0	0	0	0	0	0	0	0	0	839	29.2	34.6	25 to 35	72.1	103	12.3	

Incoming Histogram

2025 Jan Ched Rd

from Thu-Nov-28-2024-01-00-PM to Fri-Jan-17-2025-05-59-AM

Date	Starting Hr:min	<15	15 to <20	20 to <25	25 to <30	30 to <35	35 to <40	40 to <45	45 to <50	50 to <55	55 to <60	60 to <65	65 to <70	70 to <75	75 to <80	80 to <85	85 to <90	90 to <95	95 to <100	100 to >105	Total Counts	Avg Speed (MPH)	85pet Speed	10MPH Pace	% in pace	# of Speeders	% Speeders	
08/01/2025	00:00	2	1	0	0	0	0	0	0	0	0	0	0	0	0	0	0	0	0	0	0	3	13.7	20	10 to 20	100.0	*	*
08/01/2025	01:00	0	0	0	0	0	0	0	0	0	0	0	0	0	0	0	0	0	0	0	0	0	0	0	*	*	*	*
08/01/2025	02:00	0	0	0	0	0	0	0	0	0	0	0	0	0	0	0	0	0	0	0	0	0	0	0	*	*	*	*
08/01/2025	03:00	0	0	0	0	0	0	0	0	0	0	0	0	0	0	0	0	0	0	0	0	0	0	0	*	*	*	*
08/01/2025	04:00	0	0	0	2	0	0	1	0	0	0	0	0	0	0	0	0	0	0	0	0	3	32.3	45	20 to 30	66.7	1	33.3
08/01/2025	05:00	0	0	0	3	2	2	0	0	0	0	0	0	0	0	0	0	0	0	0	0	7	31.4	37.5	25 to 35	71.4	2	28.6
08/01/2025	06:00	0	0	2	8	13	1	0	0	0	0	0	0	0	0	0	0	0	0	0	0	24	30.1	33.8	25 to 35	87.5	1	4.2
08/01/2025	07:00	0	1	5	30	22	7	0	1	0	0	0	0	0	0	0	0	0	0	0	0	66	29.9	34.5	25 to 35	78.8	8	12.1
08/01/2025	08:00	4	3	14	52	35	12	2	0	0	0	0	0	0	0	0	0	0	0	0	0	122	28.8	34.4	25 to 35	71.3	14	11.5
08/01/2025	09:00	0	0	6	20	17	5	1	0	0	0	0	0	0	0	0	0	0	0	0	0	49	29.9	34.7	25 to 35	75.5	6	12.2
08/01/2025	10:00	0	1	3	17	22	4	1	0	0	0	0	0	0	0	0	0	0	0	0	0	48	30.3	34.5	25 to 35	81.3	5	10.4
08/01/2025	11:00	2	0	6	21	20	6	1	1	0	0	0	0	0	0	0	0	0	0	0	0	57	29.8	34.8	25 to 35	71.9	8	14.0
08/01/2025	12:00	3	3	6	21	17	6	0	0	0	0	0	0	0	0	0	0	0	0	0	0	56	28	34.4	25 to 35	67.9	6	10.7
08/01/2025	13:00	0	1	3	17	11	4	2	0	0	0	0	0	0	0	0	0	0	0	0	0	38	30.1	35	25 to 35	73.7	6	15.8
08/01/2025	14:00	1	2	11	31	26	4	1	0	0	0	0	0	0	0	0	0	0	0	0	0	76	28.7	33.8	25 to 35	75.0	5	6.6
08/01/2025	15:00	2	1	12	37	24	7	2	0	0	0	0	0	0	0	0	0	0	0	0	0	85	28.8	34.2	25 to 35	71.8	9	10.6
08/01/2025	16:00	2	2	16	31	22	6	0	0	0	0	0	0	0	0	0	0	0	0	0	0	79	27.9	33.6	25 to 35	67.1	6	7.6
08/01/2025	17:00	1	4	15	62	20	6	0	1	0	0	0	0	0	0	0	0	0	0	0	0	109	27.9	32.8	25 to 35	75.2	7	6.4
08/01/2025	18:00	1	5	20	49	24	5	0	0	0	0	0	0	0	0	0	0	0	0	0	0	104	27.5	32.7	25 to 35	70.2	5	4.8
08/01/2025	19:00	1	2	7	22	16	6	1	0	0	0	0	0	0	0	0	0	0	0	0	0	55	29	34.7	25 to 35	69.1	7	12.7
08/01/2025	20:00	0	0	1	9	4	1	0	1	0	0	0	0	0	0	0	0	0	0	0	0	16	30.1	35	25 to 35	81.3	2	12.5
08/01/2025	21:00	0	0	0	9	7	0	1	0	0	0	0	0	0	0	0	0	0	0	0	0	17	30.3	33.6	25 to 35	94.1	1	5.9
08/01/2025	22:00	0	0	1	1	2	2	0	1	0	0	0	0	0	0	0	0	0	0	0	0	7	33.6	40	30 to 40	57.1	3	42.9
08/01/2025	23:00	0	0	0	0	1	0	1	0	0	0	0	0	0	0	0	0	0	0	0	0	2	37	45	25 to 35	50.0	1	50.0
24 Hr Summary		19	26	128	442	305	84	14	5	0	0	0	0	0	0	0	0	0	0	0	0	1023	28.9	34.2	25 to 35	73.0	103	10.1

Incoming Histogram

2025 Jan Ched Rd

from Thu-Nov-28-2024-01-00-PM to Fri-Jan-17-2025-05-59-AM

Date	Starting Hr:min	<15	15 to <20	20 to <25	25 to <30	30 to <35	35 to <40	40 to <45	45 to <50	50 to <55	55 to <60	60 to <65	65 to <70	70 to <75	75 to <80	80 to <85	85 to <90	90 to <95	95 to <100	100 to >105	Total Counts	Avg Speed (MPH)	85pet Speed	10MPH Pace	% in pace	# of Speeders	% Speeders	
09/01/2025	00:00	0	0	0	0	0	0	0	0	0	0	0	0	0	0	0	0	0	0	0	0	0	0	*	*	*	*	
09/01/2025	01:00	1	0	0	0	0	0	0	0	0	0	0	0	0	0	0	0	0	0	0	0	1	12	15	5 to 15	100.0	*	*
09/01/2025	02:00	0	0	0	0	0	0	0	0	0	0	0	0	0	0	0	0	0	0	0	0	0	0	0	*	*	*	*
09/01/2025	03:00	0	0	0	0	1	0	0	0	0	0	0	0	0	0	0	0	0	0	0	0	1	32	35	25 to 35	100.0	*	*
09/01/2025	04:00	0	0	0	0	0	0	0	0	0	0	0	0	0	0	0	0	0	0	0	0	0	0	0	*	*	*	*
09/01/2025	05:00	0	0	0	4	1	2	0	0	0	0	0	0	0	0	0	0	0	0	0	0	7	30.7	37.5	25 to 35	71.4	2	28.6
09/01/2025	06:00	2	1	1	10	3	2	0	0	0	0	0	0	0	0	0	0	0	0	0	0	19	26.5	33.3	25 to 35	68.4	2	10.5
09/01/2025	07:00	2	1	5	22	19	8	0	0	0	0	0	0	0	0	0	0	0	0	0	0	57	29.4	34.7	25 to 35	71.9	8	14.0
09/01/2025	08:00	0	5	6	38	33	17	0	0	0	0	0	0	0	0	0	0	0	0	0	0	99	30	35.6	25 to 35	71.7	17	17.2
09/01/2025	09:00	2	1	7	26	16	5	1	0	0	0	0	0	0	0	0	0	0	0	0	0	58	28.6	34.1	25 to 35	72.4	6	10.3
09/01/2025	10:00	0	0	5	9	11	6	1	0	0	0	0	0	0	0	0	0	0	0	0	0	32	30.6	36.7	25 to 35	62.5	7	21.9
09/01/2025	11:00	0	1	11	25	19	4	2	0	0	0	0	0	0	0	0	0	0	0	0	0	62	29	34.2	25 to 35	71.0	6	9.7
09/01/2025	12:00	0	1	7	28	13	9	1	1	0	0	0	0	0	0	0	0	0	0	0	0	60	29.8	36.1	25 to 35	68.3	11	18.3
09/01/2025	13:00	1	0	5	13	16	6	0	0	0	0	0	0	0	0	0	0	0	0	0	0	41	29.8	35	25 to 35	70.7	6	14.6
09/01/2025	14:00	3	2	3	27	22	3	2	0	0	0	0	0	0	0	0	0	0	0	0	0	62	28.9	34.1	25 to 35	79.0	5	8.1
09/01/2025	15:00	1	2	6	20	20	7	2	0	0	0	0	0	0	0	0	0	0	0	0	0	58	29.7	35	25 to 35	69.0	9	15.5
09/01/2025	16:00	1	2	9	24	16	5	1	0	0	0	0	0	0	0	0	0	0	0	0	0	58	28.5	34.1	25 to 35	69.0	6	10.3
09/01/2025	17:00	1	2	10	36	27	2	1	0	0	0	0	0	0	0	0	0	0	0	0	0	79	28.5	33.3	25 to 35	79.7	3	3.8
09/01/2025	18:00	1	0	4	27	17	3	0	0	0	0	0	0	0	0	0	0	0	0	0	0	52	28.9	33.5	25 to 35	84.6	3	5.8
09/01/2025	19:00	2	0	0	9	9	4	0	0	0	0	0	0	0	0	0	0	0	0	0	0	24	29.7	35	25 to 35	75.0	4	16.7
09/01/2025	20:00	0	0	0	5	3	2	0	0	0	0	0	0	0	0	0	0	0	0	0	0	10	30.7	35	25 to 35	80.0	2	20.0
09/01/2025	21:00	1	1	0	6	3	1	1	0	0	0	0	0	0	0	0	0	0	0	0	0	13	28.4	35	25 to 35	69.2	2	15.4
09/01/2025	22:00	0	0	0	4	1	1	0	0	0	0	0	0	0	0	0	0	0	0	0	0	6	29.8	35	25 to 35	83.3	1	16.7
09/01/2025	23:00	0	0	0	1	0	1	2	0	0	0	0	0	0	0	0	0	0	0	0	0	4	37.3	42.5	35 to 45	75.0	3	75.0
24 Hr Summary		18	19	79	334	250	88	14	1	0	0	0	0	0	0	0	0	0	0	0	803	29.3	34.7	25 to 35	72.7	103	12.8	

Incoming Histogram

2025 Jan Ched Rd

from Thu-Nov-28-2024-01-00-PM to Fri-Jan-17-2025-05-59-AM

Date	Starting Hr:min	<15	15 to <20	20 to <25	25 to <30	30 to <35	35 to <40	40 to <45	45 to <50	50 to <55	55 to <60	60 to <65	65 to <70	70 to <75	75 to <80	80 to <85	85 to <90	90 to <95	95 to <100	100 to >105	Total Counts	Avg Speed (MPH)	85pet Speed	10MPH Pace	% in pace	# of Speeders	% Speeders	
10/01/2025	00:00	0	1	0	0	1	0	0	0	0	0	0	0	0	0	0	0	0	0	0	0	2	24.5	35	10 to 20	50.0	*	*
10/01/2025	01:00	0	0	0	0	1	0	0	0	0	0	0	0	0	0	0	0	0	0	0	0	1	32	35	25 to 35	100.0	*	*
10/01/2025	02:00	0	0	0	0	0	0	0	0	0	0	0	0	0	0	0	0	0	0	0	0	0	0	0	*	*	*	*
10/01/2025	03:00	0	0	0	0	0	0	0	0	0	0	0	0	0	0	0	0	0	0	0	0	0	0	0	*	*	*	*
10/01/2025	04:00	0	0	0	0	1	0	0	0	0	0	0	0	0	0	0	0	0	0	0	0	1	32	35	25 to 35	100.0	*	*
10/01/2025	05:00	0	0	0	3	3	4	0	0	0	0	0	0	0	0	0	0	0	0	0	0	10	32.7	37.5	30 to 40	70.0	4	40.0
10/01/2025	06:00	0	1	2	8	8	1	0	0	0	0	0	0	0	0	0	0	0	0	0	0	20	28.9	33.8	25 to 35	80.0	1	5.0
10/01/2025	07:00	0	3	1	24	21	2	0	0	0	0	0	0	0	0	0	0	0	0	0	0	51	29.2	33.6	25 to 35	88.2	2	3.9
10/01/2025	08:00	1	3	11	26	41	9	0	0	0	0	0	0	0	0	0	0	0	0	0	0	91	29.6	34.4	25 to 35	73.6	9	9.9
10/01/2025	09:00	0	2	8	24	23	9	3	0	0	0	0	0	0	0	0	0	0	0	0	0	69	30.2	36.1	25 to 35	68.1	12	17.4
10/01/2025	10:00	1	3	4	16	11	6	0	0	0	0	0	0	0	0	0	0	0	0	0	0	41	28.6	35	25 to 35	65.9	6	14.6
10/01/2025	11:00	0	0	3	23	16	5	1	1	0	0	0	0	0	0	0	0	0	0	0	0	49	30.5	35	25 to 35	79.6	7	14.3
10/01/2025	12:00	0	0	6	18	15	3	0	1	0	0	0	0	0	0	0	0	0	0	0	0	43	29.6	34.3	25 to 35	76.7	4	9.3
10/01/2025	13:00	1	0	5	23	21	6	3	0	0	0	0	0	0	0	0	0	0	0	0	0	59	30.3	35	25 to 35	74.6	9	15.3
10/01/2025	14:00	1	1	8	26	11	3	1	0	0	0	0	0	0	0	0	0	0	0	0	0	51	28.1	33.2	25 to 35	72.5	4	7.8
10/01/2025	15:00	1	3	2	23	23	9	0	0	0	0	0	0	0	0	0	0	0	0	0	0	61	29.9	35	25 to 35	75.4	9	14.8
10/01/2025	16:00	1	6	17	38	20	7	0	0	0	0	0	0	0	0	0	0	0	0	0	0	89	27.6	33.5	25 to 35	65.2	7	7.9
10/01/2025	17:00	0	0	10	30	20	2	1	0	0	0	0	0	0	0	0	0	0	0	0	0	63	28.8	33.5	25 to 35	79.4	3	4.8
10/01/2025	18:00	0	3	12	31	13	5	1	0	0	0	0	0	0	0	0	0	0	0	0	0	65	28	33.5	25 to 35	67.7	6	9.2
10/01/2025	19:00	1	1	3	10	8	3	0	0	0	0	0	0	0	0	0	0	0	0	0	0	26	28.5	34.4	25 to 35	69.2	3	11.5
10/01/2025	20:00	0	0	1	9	2	0	0	0	0	0	0	0	0	0	0	0	0	0	0	0	12	27.7	30	25 to 35	91.7	*	*
10/01/2025	21:00	0	0	1	3	6	1	0	0	0	0	0	0	0	0	0	0	0	0	0	0	11	30.4	34.2	25 to 35	81.8	1	9.1
10/01/2025	22:00	0	0	1	5	1	2	0	0	0	0	0	0	0	0	0	0	0	0	0	0	9	29.3	37.5	20 to 30	66.7	2	22.2
10/01/2025	23:00	0	0	0	2	2	2	1	0	0	0	0	0	0	0	0	0	0	0	0	0	7	33.6	40	25 to 35	57.1	3	42.9
24 Hr Summary		7	27	95	342	268	79	11	2	0	0	0	0	0	0	0	0	0	0	0	831	29.2	34.4	25 to 35	73.4	92	11.1	

Incoming Histogram

2025 Jan Ched Rd

from Thu-Nov-28-2024-01-00-PM to Fri-Jan-17-2025-05-59-AM

Date	Starting Hr:min	<15	15 to <20	20 to <25	25 to <30	30 to <35	35 to <40	40 to <45	45 to <50	50 to <55	55 to <60	60 to <65	65 to <70	70 to <75	75 to <80	80 to <85	85 to <90	90 to <95	95 to <100	100 to >105	Total Counts	Avg Speed (MPH)	85pet Speed	10MPH Pace	% in pace	# of Speeders	% Speeders	
11/01/2025	00:00	1	0	0	2	0	0	0	0	0	0	0	0	0	0	0	0	0	0	0	0	3	22	30	20 to 30	66.7	*	*
11/01/2025	01:00	0	0	0	0	0	0	0	0	0	0	0	0	0	0	0	0	0	0	0	0	0	0	0	*	*	*	*
11/01/2025	02:00	0	0	1	0	0	1	0	0	0	0	0	0	0	0	0	0	0	0	0	0	2	29.5	40	15 to 25	50.0	1	50.0
11/01/2025	03:00	0	0	0	0	0	0	0	0	0	0	0	0	0	0	0	0	0	0	0	0	0	0	0	*	*	*	*
11/01/2025	04:00	0	0	0	0	0	0	0	0	0	0	0	0	0	0	0	0	0	0	0	0	0	0	0	*	*	*	*
11/01/2025	05:00	0	0	0	4	0	0	1	0	0	0	0	0	0	0	0	0	0	0	0	0	5	30.2	30	20 to 30	80.0	1	20.0
11/01/2025	06:00	0	0	0	2	1	0	0	0	0	0	0	0	0	0	0	0	0	0	0	0	3	28.7	35	25 to 35	100.0	*	*
11/01/2025	07:00	0	1	0	9	7	1	1	0	0	0	0	0	0	0	0	0	0	0	0	0	19	29.9	34.3	25 to 35	84.2	2	10.5
11/01/2025	08:00	1	0	0	9	11	1	0	1	0	0	0	0	0	0	0	0	0	0	0	0	23	30.4	34.5	25 to 35	87.0	2	8.7
11/01/2025	09:00	0	0	3	9	16	9	0	0	0	0	0	0	0	0	0	0	0	0	0	0	37	31.6	36.7	25 to 35	67.6	9	24.3
11/01/2025	10:00	1	2	2	12	29	7	1	0	0	0	0	0	0	0	0	0	0	0	0	0	54	30.8	35	25 to 35	75.9	8	14.8
11/01/2025	11:00	4	1	2	19	23	5	1	0	0	0	0	0	0	0	0	0	0	0	0	0	55	29.2	34.6	25 to 35	76.4	6	10.9
11/01/2025	12:00	1	2	6	19	26	10	2	0	0	0	0	0	0	0	0	0	0	0	0	0	66	30.3	36	25 to 35	68.2	12	18.2
11/01/2025	13:00	2	0	2	15	22	7	1	0	0	0	0	0	0	0	0	0	0	0	0	0	49	30.6	35.7	25 to 35	75.5	8	16.3
11/01/2025	14:00	1	0	1	16	24	9	0	1	0	0	0	0	0	0	0	0	0	0	0	0	52	31.5	36.1	25 to 35	76.9	10	19.2
11/01/2025	15:00	1	0	7	11	13	10	0	0	0	0	0	0	0	0	0	0	0	0	0	0	42	30.1	37	25 to 35	57.1	10	23.8
11/01/2025	16:00	0	0	3	19	21	3	0	1	0	0	0	0	0	0	0	0	0	0	0	0	47	30.4	34.3	25 to 35	85.1	4	8.5
11/01/2025	17:00	0	0	3	18	11	4	1	0	0	0	0	0	0	0	0	0	0	0	0	0	37	29.9	34.5	25 to 35	78.4	5	13.5
11/01/2025	18:00	0	1	4	10	15	2	0	0	0	0	0	0	0	0	0	0	0	0	0	0	32	29.4	34	25 to 35	78.1	2	6.3
11/01/2025	19:00	0	1	2	11	4	2	1	0	0	0	0	0	0	0	0	0	0	0	0	0	21	29	35	25 to 35	71.4	3	14.3
11/01/2025	20:00	0	0	2	6	3	2	0	0	0	0	0	0	0	0	0	0	0	0	0	0	13	29.1	35	25 to 35	69.2	2	15.4
11/01/2025	21:00	0	0	1	3	3	0	0	0	0	0	0	0	0	0	0	0	0	0	0	0	7	28.7	33.3	25 to 35	85.7	*	*
11/01/2025	22:00	0	1	1	11	2	1	0	0	0	0	0	0	0	0	0	0	0	0	0	0	16	27.6	32.5	25 to 35	81.3	1	6.3
11/01/2025	23:00	0	1	0	1	1	0	0	0	0	0	0	0	0	0	0	0	0	0	0	0	3	25.3	35	25 to 35	66.7	*	*
24 Hr Summary		12	10	40	206	232	74	9	3	0	0	0	0	0	0	0	0	0	0	0	0	586	30.1	35	25 to 35	74.7	86	14.7

Incoming Histogram

2025 Jan Ched Rd

from Thu-Nov-28-2024-01-00-PM to Fri-Jan-17-2025-05-59-AM

Date	Starting Hr:min	<15	15 to <20	20 to <25	25 to <30	30 to <35	35 to <40	40 to <45	45 to <50	50 to <55	55 to <60	60 to <65	65 to <70	70 to <75	75 to <80	80 to <85	85 to <90	90 to <95	95 to <100	100 to >105	Total Counts	Avg Speed (MPH)	85pet Speed	10MPH Pace	% in pace	# of Speeders	% Speeders	
12/01/2025	00:00	1	0	0	0	1	0	0	0	0	0	0	0	0	0	0	0	0	0	0	0	2	22	35	5 to 15	50.0	*	*
12/01/2025	01:00	0	0	0	0	0	0	0	0	0	0	0	0	0	0	0	0	0	0	0	0	0	0	0	*	*	*	*
12/01/2025	02:00	0	0	0	0	0	0	0	0	0	0	0	0	0	0	0	0	0	0	0	0	0	0	0	*	*	*	*
12/01/2025	03:00	0	0	0	0	0	0	0	0	0	0	0	0	0	0	0	0	0	0	0	0	0	0	0	*	*	*	*
12/01/2025	04:00	0	0	0	0	1	0	0	0	0	0	0	0	0	0	0	0	0	0	0	0	1	32	35	25 to 35	100.0	*	*
12/01/2025	05:00	0	0	0	1	3	0	0	0	0	0	0	0	0	0	0	0	0	0	0	0	4	30.8	33.3	25 to 35	100.0	*	*
12/01/2025	06:00	0	0	0	2	0	0	0	0	0	0	0	0	0	0	0	0	0	0	0	0	2	27.5	30	20 to 30	100.0	*	*
12/01/2025	07:00	0	0	1	3	3	0	0	0	0	0	0	0	0	0	0	0	0	0	0	0	7	28.6	33.3	25 to 35	85.7	*	*
12/01/2025	08:00	0	0	2	5	8	0	0	0	0	0	0	0	0	0	0	0	0	0	0	0	15	29.3	33.8	25 to 35	86.7	*	*
12/01/2025	09:00	1	1	4	16	10	2	0	0	0	0	0	0	0	0	0	0	0	0	0	0	34	28.1	33.5	25 to 35	76.5	2	5.9
12/01/2025	10:00	1	0	7	25	19	6	6	0	0	0	0	0	0	0	0	0	0	0	0	0	64	30.5	36.7	25 to 35	68.8	12	18.8
12/01/2025	11:00	0	1	3	19	17	8	3	0	0	0	0	0	0	0	0	0	0	0	0	0	51	31	36.9	25 to 35	70.6	11	21.6
12/01/2025	12:00	0	2	2	22	23	5	1	0	0	0	0	0	0	0	0	0	0	0	0	0	55	30.1	34.6	25 to 35	81.8	6	10.9
12/01/2025	13:00	0	0	3	20	25	6	1	0	0	0	0	0	0	0	0	0	0	0	0	0	55	30.8	34.8	25 to 35	81.8	7	12.7
12/01/2025	14:00	1	3	9	12	14	2	1	0	0	0	0	0	0	0	0	0	0	0	0	0	42	27.7	33.9	25 to 35	61.9	3	7.1
12/01/2025	15:00	1	1	3	24	14	7	3	0	0	0	0	0	0	0	0	0	0	0	0	0	53	30.2	36.4	25 to 35	71.7	10	18.9
12/01/2025	16:00	0	1	3	8	18	4	0	0	0	0	0	0	0	0	0	0	0	0	0	0	34	30.5	34.7	25 to 35	76.5	4	11.8
12/01/2025	17:00	0	0	2	12	7	3	1	0	0	0	0	0	0	0	0	0	0	0	0	0	25	30.1	35	25 to 35	76.0	4	16.0
12/01/2025	18:00	0	0	2	12	11	4	0	0	0	0	0	0	0	0	0	0	0	0	0	0	29	30.3	35	25 to 35	79.3	4	13.8
12/01/2025	19:00	0	0	0	4	3	1	1	0	0	0	0	0	0	0	0	0	0	0	0	0	9	31.8	40	25 to 35	77.8	2	22.2
12/01/2025	20:00	1	0	0	3	6	0	1	0	0	0	0	0	0	0	0	0	0	0	0	0	11	30	34.2	25 to 35	81.8	1	9.1
12/01/2025	21:00	0	0	0	4	3	1	1	0	0	0	0	0	0	0	0	0	0	0	0	0	9	31.6	40	25 to 35	77.8	2	22.2
12/01/2025	22:00	0	0	0	1	2	0	0	0	0	0	0	0	0	0	0	0	0	0	0	0	3	30.7	35	25 to 35	100.0	*	*
12/01/2025	23:00	0	0	2	5	1	0	0	0	0	0	0	0	0	0	0	0	0	0	0	0	8	26.8	30	20 to 30	87.5	*	*
24 Hr Summary		6	9	43	198	189	49	19	0	0	0	0	0	0	0	0	0	0	0	0	0	513	30	34.8	25 to 35	75.4	68	13.3

Incoming Histogram

2025 Jan Ched Rd

from Thu-Nov-28-2024-01-00-PM to Fri-Jan-17-2025-05-59-AM

Date	Starting Hr:min	<15	15 to <20	20 to <25	25 to <30	30 to <35	35 to <40	40 to <45	45 to <50	50 to <55	55 to <60	60 to <65	65 to <70	70 to <75	75 to <80	80 to <85	85 to <90	90 to <95	95 to <100	100 to >105	Total Counts	Avg Speed (MPH)	85pet Speed	10MPH Pace	% in pace	# of Speeders	% Speeders	
13/01/2025	00:00	0	1	0	0	0	0	0	0	0	0	0	0	0	0	0	0	0	0	0	0	1	17	20	10 to 20	100.0	*	*
13/01/2025	01:00	0	0	0	0	0	0	0	0	0	0	0	0	0	0	0	0	0	0	0	0	0	0	0	*	*	*	*
13/01/2025	02:00	0	0	0	0	0	0	0	0	0	0	0	0	0	0	0	0	0	0	0	0	0	0	0	*	*	*	*
13/01/2025	03:00	0	0	0	0	0	0	0	0	0	0	0	0	0	0	0	0	0	0	0	0	0	0	0	*	*	*	*
13/01/2025	04:00	0	0	1	1	1	0	0	0	0	0	0	0	0	0	0	0	0	0	0	0	3	27	35	20 to 30	66.7	*	*
13/01/2025	05:00	0	0	0	0	1	0	1	0	0	0	0	0	0	0	0	0	0	0	0	0	2	37	45	25 to 35	50.0	1	50.0
13/01/2025	06:00	0	0	1	13	8	2	0	0	0	0	0	0	0	0	0	0	0	0	0	0	24	29.7	33.8	25 to 35	87.5	2	8.3
13/01/2025	07:00	1	0	5	24	26	9	0	1	0	0	0	0	0	0	0	0	0	0	0	0	66	30.5	35	25 to 35	75.8	10	15.2
13/01/2025	08:00	3	2	9	37	34	13	0	1	0	0	0	0	0	0	0	0	0	0	0	0	99	29.6	34.9	25 to 35	71.7	14	14.1
13/01/2025	09:00	0	1	1	20	15	6	3	1	0	0	0	0	0	0	0	0	0	0	0	0	47	31.3	37.5	25 to 35	74.5	10	21.3
13/01/2025	10:00	0	2	2	21	19	4	0	1	0	0	0	0	0	0	0	0	0	0	0	0	49	30	34.5	25 to 35	81.6	5	10.2
13/01/2025	11:00	0	4	10	27	21	6	1	0	0	0	0	0	0	0	0	0	0	0	0	0	69	28.7	34.3	25 to 35	69.6	7	10.1
13/01/2025	12:00	2	0	9	12	24	8	1	0	0	0	0	0	0	0	0	0	0	0	0	0	56	29.9	35.6	25 to 35	64.3	9	16.1
13/01/2025	13:00	2	1	2	19	11	4	3	0	0	0	0	0	0	0	0	0	0	0	0	0	42	29.5	36.2	25 to 35	71.4	7	16.7
13/01/2025	14:00	2	0	3	11	22	3	0	0	0	0	0	0	0	0	0	0	0	0	0	0	41	29.7	34.3	25 to 35	80.5	3	7.3
13/01/2025	15:00	1	2	13	23	21	5	3	1	0	0	0	0	0	0	0	0	0	0	0	0	69	29.2	34.8	25 to 35	63.8	9	13.0
13/01/2025	16:00	2	2	5	22	24	5	1	0	0	0	0	0	0	0	0	0	0	0	0	0	61	29.2	34.4	25 to 35	75.4	6	9.8
13/01/2025	17:00	0	0	12	27	24	3	0	1	0	0	0	0	0	0	0	0	0	0	0	0	67	29.1	33.8	25 to 35	76.1	4	6.0
13/01/2025	18:00	1	4	6	26	12	2	0	0	0	0	0	0	0	0	0	0	0	0	0	0	51	27.3	32.5	25 to 35	74.5	2	3.9
13/01/2025	19:00	1	0	0	12	9	2	0	0	0	0	0	0	0	0	0	0	0	0	0	0	24	29.3	33.9	25 to 35	87.5	2	8.3
13/01/2025	20:00	0	0	1	7	9	1	0	0	0	0	0	0	0	0	0	0	0	0	0	0	18	30.1	33.9	25 to 35	88.9	1	5.6
13/01/2025	21:00	0	0	1	7	6	0	1	0	0	0	0	0	0	0	0	0	0	0	0	0	15	29.9	34.2	25 to 35	86.7	1	6.7
13/01/2025	22:00	0	0	2	0	3	1	0	0	0	0	0	0	0	0	0	0	0	0	0	0	6	29.7	35	30 to 40	66.7	1	16.7
13/01/2025	23:00	0	0	0	1	3	0	0	0	0	0	0	0	0	0	0	0	0	0	0	0	4	31	33.3	25 to 35	100.0	*	*
24 Hr Summary		15	19	83	310	293	74	14	6	0	0	0	0	0	0	0	0	0	0	0	814	29.5	34.5	25 to 35	74.1	94	11.5	

Incoming Histogram

2025 Jan Ched Rd

from Thu-Nov-28-2024-01-00-PM to Fri-Jan-17-2025-05-59-AM

Date	Starting Hr:min	<15	15 to <20	20 to <25	25 to <30	30 to <35	35 to <40	40 to <45	45 to <50	50 to <55	55 to <60	60 to <65	65 to <70	70 to <75	75 to <80	80 to <85	85 to <90	90 to <95	95 to <100	100 to >105	Total Counts	Avg Speed (MPH)	85pet Speed	10MPH Pace	% in pace	# of Speeders	% Speeders	
14/01/2025	00:00	0	0	0	0	0	0	0	0	0	0	0	0	0	0	0	0	0	0	0	0	0	0	*	*	*	*	
14/01/2025	01:00	0	0	0	0	0	0	0	0	0	0	0	0	0	0	0	0	0	0	0	0	0	0	*	*	*	*	
14/01/2025	02:00	0	0	0	0	0	0	0	0	0	0	0	0	0	0	0	0	0	0	0	0	0	0	*	*	*	*	
14/01/2025	03:00	0	0	0	0	0	0	0	0	0	0	0	0	0	0	0	0	0	0	0	0	0	0	*	*	*	*	
14/01/2025	04:00	0	0	0	1	3	0	0	0	0	0	0	0	0	0	0	0	0	0	0	0	4	31	33.3	25 to 35	100.0	*	*
14/01/2025	05:00	0	0	1	1	1	1	0	0	0	0	0	0	0	0	0	0	0	0	0	0	4	29.5	35	20 to 30	50.0	1	25.0
14/01/2025	06:00	0	0	3	9	9	5	1	0	0	0	0	0	0	0	0	0	0	0	0	0	27	30.9	37	25 to 35	66.7	6	22.2
14/01/2025	07:00	0	3	6	16	27	9	0	0	1	0	0	0	0	0	0	0	0	0	0	0	62	30.5	35.6	25 to 35	69.4	10	16.1
14/01/2025	08:00	3	1	4	31	28	14	4	0	0	0	0	0	0	0	0	0	0	0	0	0	85	30.5	36.8	25 to 35	69.4	18	21.2
14/01/2025	09:00	1	0	6	23	30	4	4	0	0	0	0	0	0	0	0	0	0	0	0	0	68	30.4	34.7	25 to 35	77.9	8	11.8
14/01/2025	10:00	4	1	4	21	16	4	1	0	0	0	0	0	0	0	0	0	0	0	0	0	51	28.1	34.1	25 to 35	72.5	5	9.8
14/01/2025	11:00	2	1	7	37	19	4	0	0	0	0	0	0	0	0	0	0	0	0	0	0	70	28.3	33.4	25 to 35	80.0	4	5.7
14/01/2025	12:00	0	1	2	20	17	4	1	0	0	0	0	0	0	0	0	0	0	0	0	0	45	30.1	34.4	25 to 35	82.2	5	11.1
14/01/2025	13:00	0	1	4	15	11	10	1	0	0	0	0	0	0	0	0	0	0	0	0	0	42	30.7	37.5	25 to 35	61.9	11	26.2
14/01/2025	14:00	1	0	8	12	20	9	1	0	0	0	0	0	0	0	0	0	0	0	0	0	51	30.4	36.1	25 to 35	62.7	10	19.6
14/01/2025	15:00	4	1	5	31	25	3	3	1	0	0	0	0	0	0	0	0	0	0	0	0	73	29	34.2	25 to 35	76.7	7	9.6
14/01/2025	16:00	2	2	10	29	16	7	2	0	0	0	0	0	0	0	0	0	0	0	0	0	68	28.6	34.7	25 to 35	66.2	9	13.2
14/01/2025	17:00	2	2	5	32	16	6	0	0	0	0	0	0	0	0	0	0	0	0	0	0	63	28.5	34.1	25 to 35	76.2	6	9.5
14/01/2025	18:00	3	1	7	23	15	6	0	0	0	0	0	0	0	0	0	0	0	0	0	0	55	28.1	34.3	25 to 35	69.1	6	10.9
14/01/2025	19:00	2	1	5	14	7	7	1	0	0	0	0	0	0	0	0	0	0	0	0	0	37	28.9	36.4	25 to 35	56.8	8	21.6
14/01/2025	20:00	0	0	1	7	5	1	0	0	0	0	0	0	0	0	0	0	0	0	0	0	14	29.4	34	25 to 35	85.7	1	7.1
14/01/2025	21:00	0	1	2	5	1	2	0	0	0	0	0	0	0	0	0	0	0	0	0	0	11	27.5	35	20 to 30	63.6	2	18.2
14/01/2025	22:00	0	0	1	2	2	1	1	1	0	0	0	0	0	0	0	0	0	0	0	0	8	33.3	45	25 to 35	50.0	3	37.5
14/01/2025	23:00	0	0	0	2	0	1	0	0	0	0	0	0	0	0	0	0	0	0	0	0	3	30.7	40	20 to 30	66.7	1	33.3
24 Hr Summary		24	16	81	331	268	98	20	2	1	0	0	0	0	0	0	0	0	0	0	841	29.5	34.9	25 to 35	71.2	121	14.4	

Incoming Histogram

2025 Jan Ched Rd

from Thu-Nov-28-2024-01-00-PM to Fri-Jan-17-2025-05-59-AM

Date	Starting Hr:min	<15	15 to <20	20 to <25	25 to <30	30 to <35	35 to <40	40 to <45	45 to <50	50 to <55	55 to <60	60 to <65	65 to <70	70 to <75	75 to <80	80 to <85	85 to <90	90 to <95	95 to <100	100 to >105	Total Counts	Avg Speed (MPH)	85pet Speed	10MPH Pace	% in pace	# of Speeders	% Speeders	
15/01/2025	00:00	0	1	0	0	0	0	1	0	0	0	0	0	0	0	0	0	0	0	0	0	2	29.5	45	10 to 20	50.0	1	50.0
15/01/2025	01:00	0	0	0	0	1	0	0	0	0	0	0	0	0	0	0	0	0	0	0	0	1	32	35	25 to 35	100.0	*	*
15/01/2025	02:00	0	0	0	0	0	0	0	0	0	0	0	0	0	0	0	0	0	0	0	0	0	0	0	*	*	*	*
15/01/2025	03:00	0	1	0	0	0	0	0	0	0	0	0	0	0	0	0	0	0	0	0	0	1	17	20	10 to 20	100.0	*	*
15/01/2025	04:00	0	0	0	1	0	1	0	0	0	0	0	0	0	0	0	0	0	0	0	0	2	32	40	20 to 30	50.0	1	50.0
15/01/2025	05:00	0	0	0	2	2	1	0	0	0	0	0	0	0	0	0	0	0	0	0	0	5	31	35	25 to 35	80.0	1	20.0
15/01/2025	06:00	7	7	7	8	4	1	0	0	0	0	0	0	0	0	0	0	0	0	0	0	34	21.4	30	20 to 30	44.1	1	2.9
15/01/2025	07:00	2	6	13	16	25	5	2	1	0	0	0	0	0	0	0	0	0	0	0	0	70	28.3	34.6	25 to 35	58.6	8	11.4
15/01/2025	08:00	2	2	5	24	29	22	3	0	0	0	0	0	0	0	0	0	0	0	0	0	87	31.3	37.7	25 to 35	60.9	25	28.7
15/01/2025	09:00	1	0	5	27	19	11	0	0	0	0	0	0	0	0	0	0	0	0	0	0	63	30	35.9	25 to 35	73.0	11	17.5
15/01/2025	10:00	5	5	5	18	14	4	1	1	0	0	0	0	0	0	0	0	0	0	0	0	53	27.2	34.3	25 to 35	60.4	6	11.3
15/01/2025	11:00	3	0	8	22	12	5	0	0	0	0	0	0	0	0	0	0	0	0	0	0	50	27.8	33.8	25 to 35	68.0	5	10.0
15/01/2025	12:00	1	5	8	24	16	9	1	0	0	0	0	0	0	0	0	0	0	0	0	0	64	28.7	35	25 to 35	62.5	10	15.6
15/01/2025	13:00	0	0	4	20	9	6	1	1	0	0	0	0	0	0	0	0	0	0	0	0	41	30.3	36.7	25 to 35	70.7	8	19.5
15/01/2025	14:00	2	0	8	28	21	6	0	0	0	0	0	0	0	0	0	0	0	0	0	0	65	28.9	34	25 to 35	75.4	6	9.2
15/01/2025	15:00	1	2	5	23	27	2	2	0	0	0	0	0	0	0	0	0	0	0	0	0	62	29.4	34.1	25 to 35	80.6	4	6.5
15/01/2025	16:00	0	1	9	21	26	4	0	2	0	0	0	0	0	0	0	0	0	0	0	0	63	29.9	34.4	25 to 35	74.6	6	9.5
15/01/2025	17:00	2	3	13	40	14	2	2	0	0	0	0	0	0	0	0	0	0	0	0	0	76	27.4	32.5	25 to 35	71.1	4	5.3
15/01/2025	18:00	1	6	7	24	21	2	0	0	0	0	0	0	0	0	0	0	0	0	0	0	61	27.7	33.3	25 to 35	73.8	2	3.3
15/01/2025	19:00	0	0	4	14	6	5	1	0	0	0	0	0	0	0	0	0	0	0	0	0	30	29.9	37	25 to 35	66.7	6	20.0
15/01/2025	20:00	0	1	3	11	7	1	1	0	0	0	0	0	0	0	0	0	0	0	0	0	24	28.8	33.6	25 to 35	75.0	2	8.3
15/01/2025	21:00	0	0	1	1	4	0	0	0	0	0	0	0	0	0	0	0	0	0	0	0	6	29.7	33.8	25 to 35	83.3	*	*
15/01/2025	22:00	0	0	1	4	4	1	0	0	0	0	0	0	0	0	0	0	0	0	0	0	10	29.7	33.8	25 to 35	80.0	1	10.0
15/01/2025	23:00	0	0	0	1	0	0	0	0	0	0	0	0	0	0	0	0	0	0	0	0	1	27	30	20 to 30	100.0	*	*
24 Hr Summary		27	40	106	329	261	88	15	5	0	0	0	0	0	0	0	0	0	0	0	871	28.7	34.6	25 to 35	67.7	108	12.4	

Incoming Histogram

2025 Jan Ched Rd

from Thu-Nov-28-2024-01-00-PM to Fri-Jan-17-2025-05-59-AM

Date	Starting Hr:min	<15	15 to <20	20 to <25	25 to <30	30 to <35	35 to <40	40 to <45	45 to <50	50 to <55	55 to <60	60 to <65	65 to <70	70 to <75	75 to <80	80 to <85	85 to <90	90 to <95	95 to <100	100 to >105	Total Counts	Avg Speed (MPH)	85pet Speed	10MPH Pace	% in pace	# of Speeders	% Speeders	
16/01/2025	00:00	0	0	0	0	1	0	0	0	0	0	0	0	0	0	0	0	0	0	0	0	1	32	35	25 to 35	100.0	*	*
16/01/2025	01:00	0	0	0	0	0	0	0	0	0	0	0	0	0	0	0	0	0	0	0	0	0	0	0	*	*	*	*
16/01/2025	02:00	0	0	0	0	1	0	0	0	0	0	0	0	0	0	0	0	0	0	0	0	1	32	35	25 to 35	100.0	*	*
16/01/2025	03:00	1	0	0	0	0	0	0	0	0	0	0	0	0	0	0	0	0	0	0	0	1	12	15	5 to 15	100.0	*	*
16/01/2025	04:00	0	0	0	0	1	0	0	0	0	0	0	0	0	0	0	0	0	0	0	0	1	32	35	25 to 35	100.0	*	*
16/01/2025	05:00	0	0	0	1	2	0	1	0	0	0	0	0	0	0	0	0	0	0	0	0	4	33.3	35	25 to 35	75.0	1	25.0
16/01/2025	06:00	1	0	0	8	9	3	1	0	0	0	0	0	0	0	0	0	0	0	0	0	22	30.7	36.7	25 to 35	77.3	4	18.2
16/01/2025	07:00	0	1	5	22	21	13	1	1	0	0	0	0	0	0	0	0	0	0	0	0	64	31.1	36.9	25 to 35	67.2	15	23.4
16/01/2025	08:00	3	4	12	19	43	14	1	1	0	0	0	0	0	0	0	0	0	0	0	0	97	30	35.4	25 to 35	63.9	16	16.5
16/01/2025	09:00	1	1	8	24	16	4	2	0	0	0	0	0	0	0	0	0	0	0	0	0	56	28.9	34.4	25 to 35	71.4	6	10.7
16/01/2025	10:00	0	1	7	27	22	3	0	0	0	0	0	0	0	0	0	0	0	0	0	0	60	29	33.6	25 to 35	81.7	3	5.0
16/01/2025	11:00	0	1	6	23	15	8	2	0	0	0	0	0	0	0	0	0	0	0	0	0	55	30	36.2	25 to 35	69.1	10	18.2
16/01/2025	12:00	1	3	8	25	19	3	0	0	0	0	0	0	0	0	0	0	0	0	0	0	59	28.1	33.4	25 to 35	74.6	3	5.1
16/01/2025	13:00	0	3	9	26	19	2	3	0	0	0	0	0	0	0	0	0	0	0	0	0	62	28.8	33.9	25 to 35	72.6	5	8.1
16/01/2025	14:00	1	1	9	16	24	7	2	0	0	0	0	0	0	0	0	0	0	0	0	0	60	29.9	35	25 to 35	66.7	9	15.0
16/01/2025	15:00	2	1	9	24	23	10	1	0	0	0	0	0	0	0	0	0	0	0	0	0	70	29.5	35.5	25 to 35	67.1	11	15.7
16/01/2025	16:00	0	2	10	31	28	3	2	0	0	0	0	0	0	0	0	0	0	0	0	0	76	29.1	33.9	25 to 35	77.6	5	6.6
16/01/2025	17:00	0	2	7	26	21	6	0	1	0	0	0	0	0	0	0	0	0	0	0	0	63	29.5	34.5	25 to 35	74.6	7	11.1
16/01/2025	18:00	2	2	5	29	16	3	0	1	0	0	0	0	0	0	0	0	0	0	0	0	58	28.4	33.4	25 to 35	77.6	4	6.9
16/01/2025	19:00	0	0	2	9	9	3	1	0	0	0	0	0	0	0	0	0	0	0	0	0	24	30.6	35	25 to 35	75.0	4	16.7
16/01/2025	20:00	0	0	0	7	7	1	0	0	0	0	0	0	0	0	0	0	0	0	0	0	15	30.3	34.3	25 to 35	93.3	1	6.7
16/01/2025	21:00	0	0	1	1	2	4	2	0	0	0	0	0	0	0	0	0	0	0	0	0	10	34.6	40	30 to 40	60.0	6	60.0
16/01/2025	22:00	0	1	1	6	5	0	0	0	0	0	0	0	0	0	0	0	0	0	0	0	13	28.1	33	25 to 35	84.6	*	*
16/01/2025	23:00	0	0	0	0	2	1	0	0	0	0	0	0	0	0	0	0	0	0	0	0	3	33.7	40	30 to 40	100.0	1	33.3
24 Hr Summary		12	23	99	324	306	88	19	4	0	0	0	0	0	0	0	0	0	0	0	875	29.5	34.7	25 to 35	72.0	111	12.7	

Incoming Histogram

2025 Jan Ched Rd

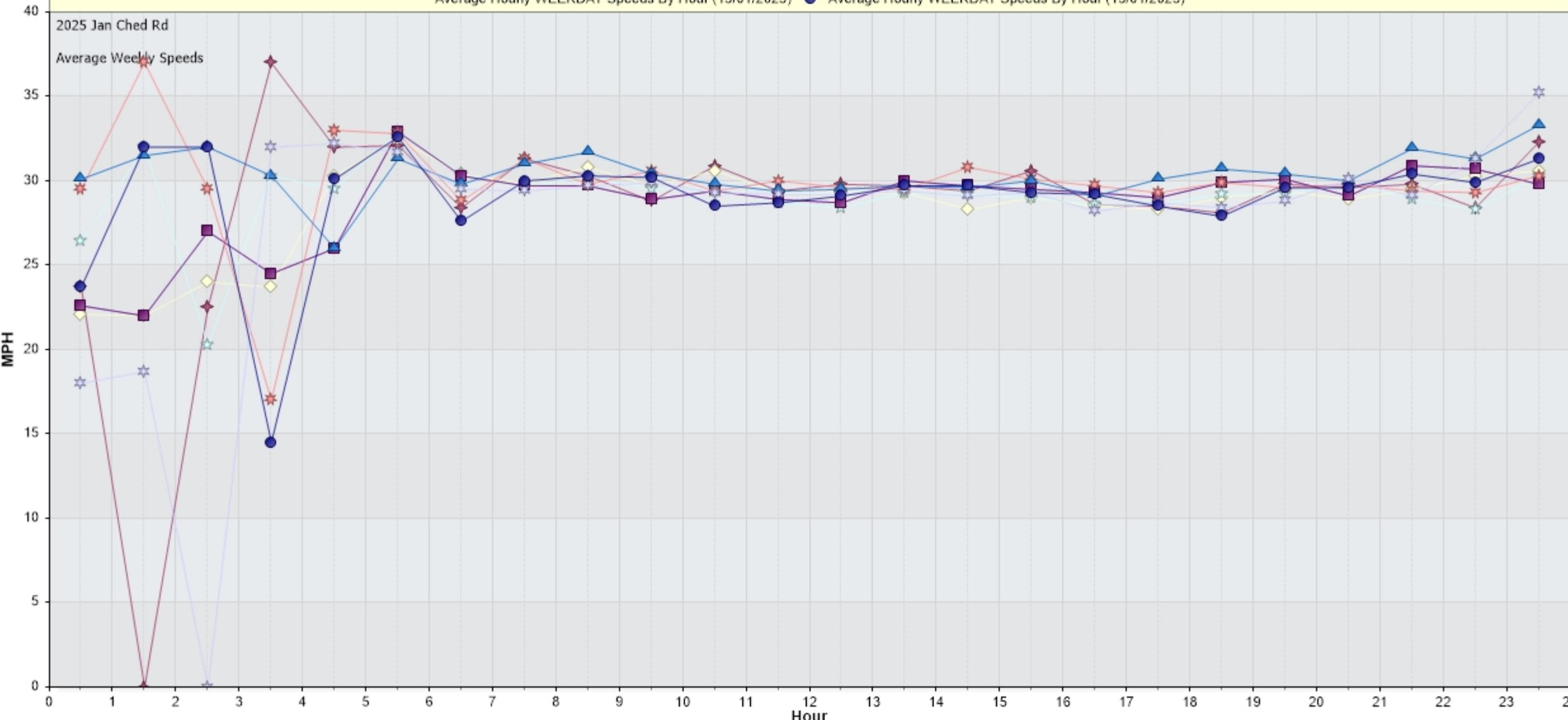
from Thu-Nov-28-2024-01-00-PM to Fri-Jan-17-2025-05-59-AM

Date	Starting Hr:min	<15	15 to <20	20 to <25	25 to <30	30 to <35	35 to <40	40 to <45	45 to <50	50 to <55	55 to <60	60 to <65	65 to <70	70 to <75	75 to <80	80 to <85	85 to <90	90 to <95	95 to <100	100 to >105	Total Counts	Avg Speed (MPH)	85pct Speed	10MPH Pace	% in pace	# of Speeders	% Speeders	
17/01/2025	00:00	0	2	0	0	0	0	0	0	0	0	0	0	0	0	0	0	0	0	0	0	2	17	20	10 to 20	100.0	*	*
17/01/2025	01:00	0	0	0	0	0	0	0	0	0	0	0	0	0	0	0	0	0	0	0	0	0	0	0	*	*	*	*
17/01/2025	02:00	0	0	0	0	0	0	0	0	0	0	0	0	0	0	0	0	0	0	0	0	0	0	0	*	*	*	*
17/01/2025	03:00	0	0	0	0	0	0	0	0	0	0	0	0	0	0	0	0	0	0	0	0	0	0	0	*	*	*	*
17/01/2025	04:00	0	0	0	0	0	0	0	0	0	0	0	0	0	0	0	0	0	0	0	0	0	0	0	*	*	*	*
17/01/2025	05:00	0	0	0	0	1	0	1	0	0	0	0	0	0	0	0	0	0	0	0	0	2	37	45	25 to 35	50.0	1	50.0
17/01/2025	06:00	*	*	*	*	*	*	*	*	*	*	*	*	*	*	*	*	*	*	*	*	*	*	*	*	*	*	*
17/01/2025	07:00	*	*	*	*	*	*	*	*	*	*	*	*	*	*	*	*	*	*	*	*	*	*	*	*	*	*	*
17/01/2025	08:00	*	*	*	*	*	*	*	*	*	*	*	*	*	*	*	*	*	*	*	*	*	*	*	*	*	*	*
17/01/2025	09:00	*	*	*	*	*	*	*	*	*	*	*	*	*	*	*	*	*	*	*	*	*	*	*	*	*	*	*
17/01/2025	10:00	*	*	*	*	*	*	*	*	*	*	*	*	*	*	*	*	*	*	*	*	*	*	*	*	*	*	*
17/01/2025	11:00	*	*	*	*	*	*	*	*	*	*	*	*	*	*	*	*	*	*	*	*	*	*	*	*	*	*	*
17/01/2025	12:00	*	*	*	*	*	*	*	*	*	*	*	*	*	*	*	*	*	*	*	*	*	*	*	*	*	*	*
17/01/2025	13:00	*	*	*	*	*	*	*	*	*	*	*	*	*	*	*	*	*	*	*	*	*	*	*	*	*	*	*
17/01/2025	14:00	*	*	*	*	*	*	*	*	*	*	*	*	*	*	*	*	*	*	*	*	*	*	*	*	*	*	*
17/01/2025	15:00	*	*	*	*	*	*	*	*	*	*	*	*	*	*	*	*	*	*	*	*	*	*	*	*	*	*	*
17/01/2025	16:00	*	*	*	*	*	*	*	*	*	*	*	*	*	*	*	*	*	*	*	*	*	*	*	*	*	*	*
17/01/2025	17:00	*	*	*	*	*	*	*	*	*	*	*	*	*	*	*	*	*	*	*	*	*	*	*	*	*	*	*
17/01/2025	18:00	*	*	*	*	*	*	*	*	*	*	*	*	*	*	*	*	*	*	*	*	*	*	*	*	*	*	*
17/01/2025	19:00	*	*	*	*	*	*	*	*	*	*	*	*	*	*	*	*	*	*	*	*	*	*	*	*	*	*	*
17/01/2025	20:00	*	*	*	*	*	*	*	*	*	*	*	*	*	*	*	*	*	*	*	*	*	*	*	*	*	*	*
17/01/2025	21:00	*	*	*	*	*	*	*	*	*	*	*	*	*	*	*	*	*	*	*	*	*	*	*	*	*	*	*
17/01/2025	22:00	*	*	*	*	*	*	*	*	*	*	*	*	*	*	*	*	*	*	*	*	*	*	*	*	*	*	*
17/01/2025	23:00	*	*	*	*	*	*	*	*	*	*	*	*	*	*	*	*	*	*	*	*	*	*	*	*	*	*	*
24 Hr Summary		0	2	0	0	1	0	1	0	0	0	0	0	0	0	0	0	0	0	0	0	4	27	35	10 to 20	50.0	1	25.0

Incoming: Average Hourly WEEKDAY Speeds for Week of 13/01/2025

- Average Hourly WEEKDAY Speeds By Hour (16/12/2024) — Average Hourly WEEKDAY Speeds By Hour (16/12/2024)
- Average Hourly WEEKDAY Speeds By Hour (25/11/2024) — Average Hourly WEEKDAY Speeds By Hour (25/11/2024)
- Average Hourly WEEKDAY Speeds By Hour (02/12/2024) — Average Hourly WEEKDAY Speeds By Hour (02/12/2024)
- Average Hourly WEEKDAY Speeds By Hour (09/12/2024) — Average Hourly WEEKDAY Speeds By Hour (09/12/2024)
- Average Hourly WEEKDAY Speeds By Hour (16/12/2024) — Average Hourly WEEKDAY Speeds By Hour (16/12/2024)
- Average Hourly WEEKDAY Speeds By Hour (23/12/2024) — Average Hourly WEEKDAY Speeds By Hour (23/12/2024)
- Average Hourly WEEKDAY Speeds By Hour (30/12/2024) — Average Hourly WEEKDAY Speeds By Hour (30/12/2024)
- Average Hourly WEEKDAY Speeds By Hour (06/01/2025) — Average Hourly WEEKDAY Speeds By Hour (06/01/2025)
- Average Hourly WEEKDAY Speeds By Hour (13/01/2025) — Average Hourly WEEKDAY Speeds By Hour (13/01/2025)

2025 Jan Ched Rd
Average Weekly Speeds

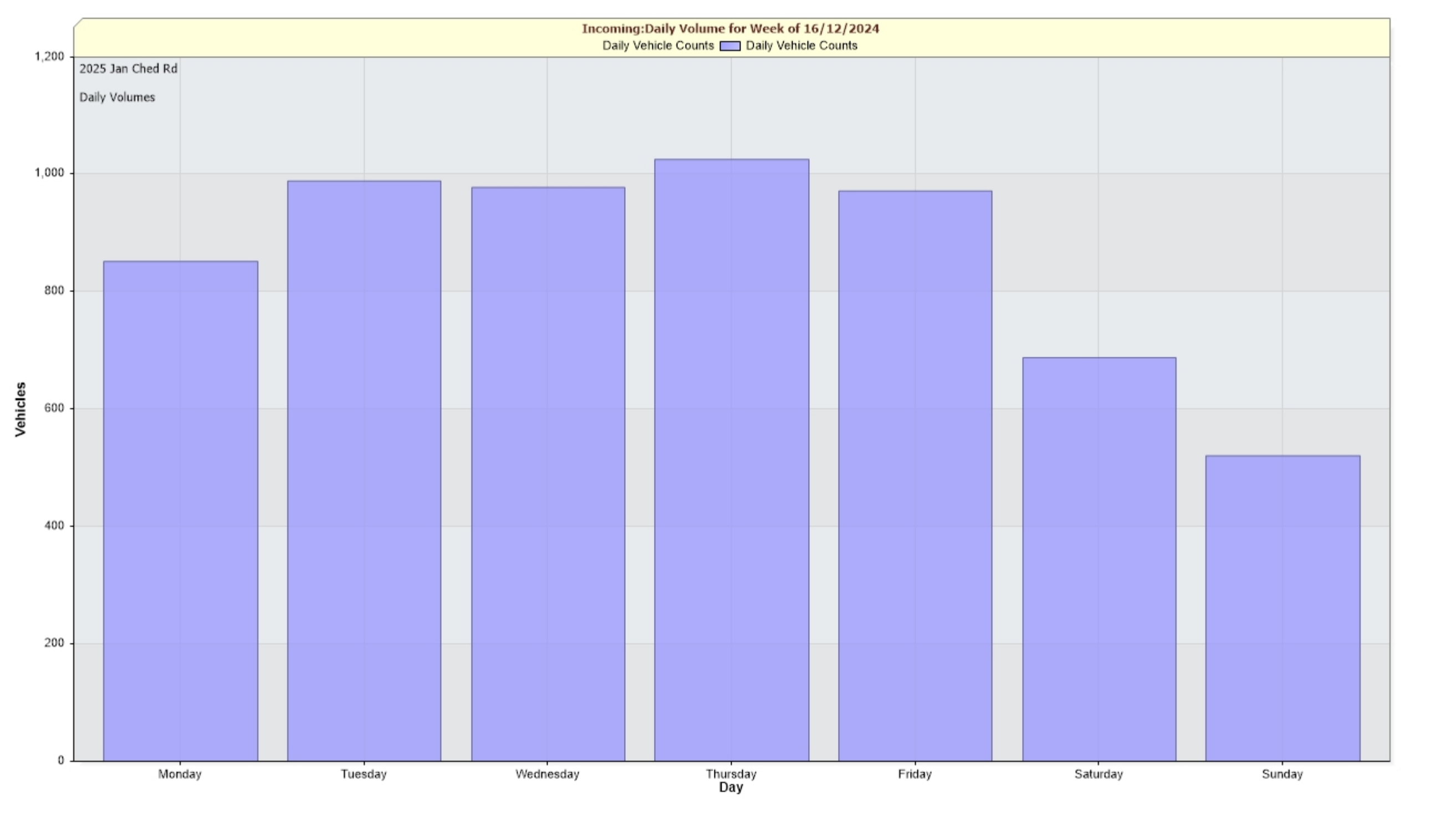


Incoming: Daily Volume for Week of 16/12/2024

Daily Vehicle Counts

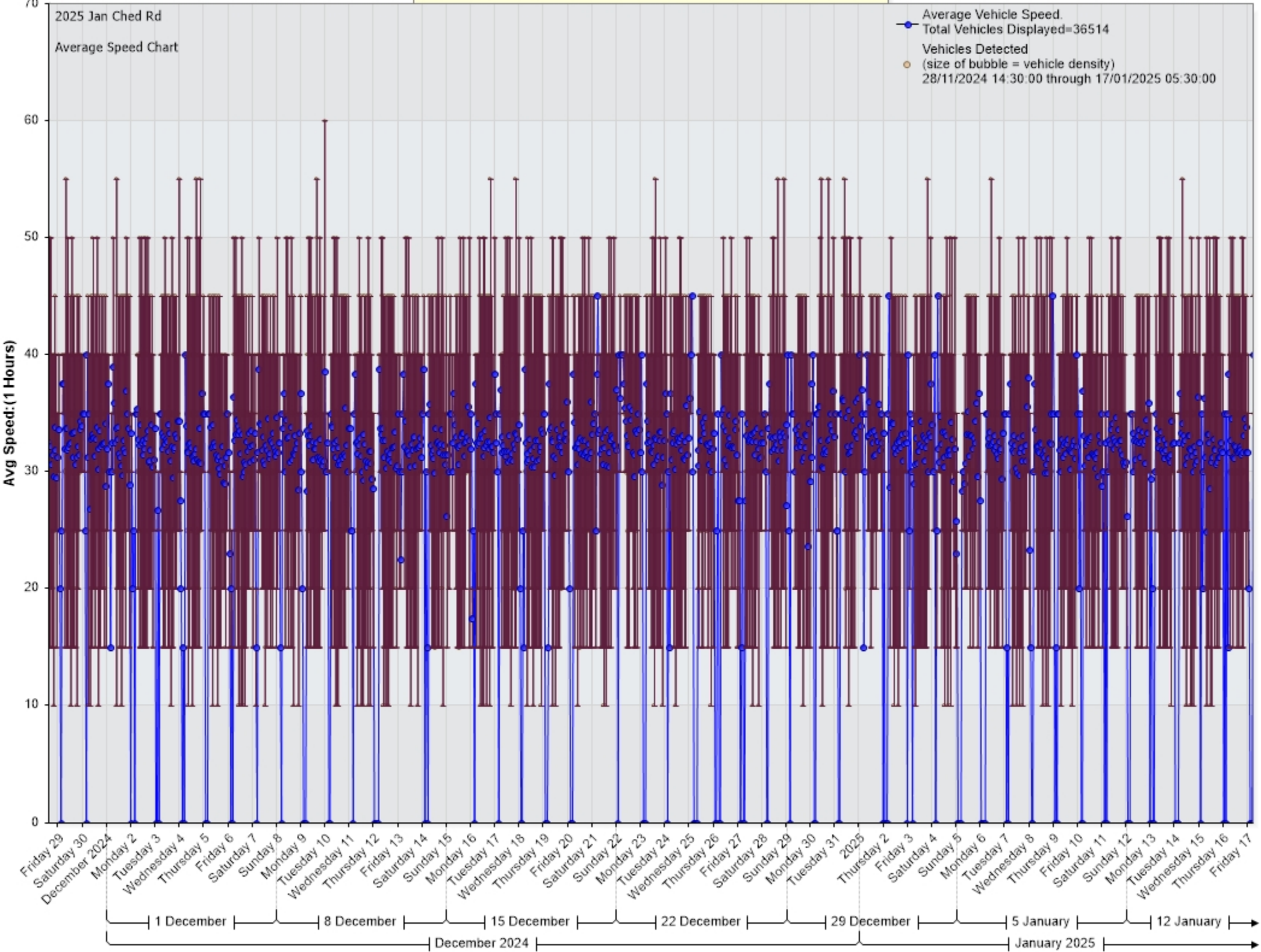
2025 Jan Ched Rd

Daily Volumes



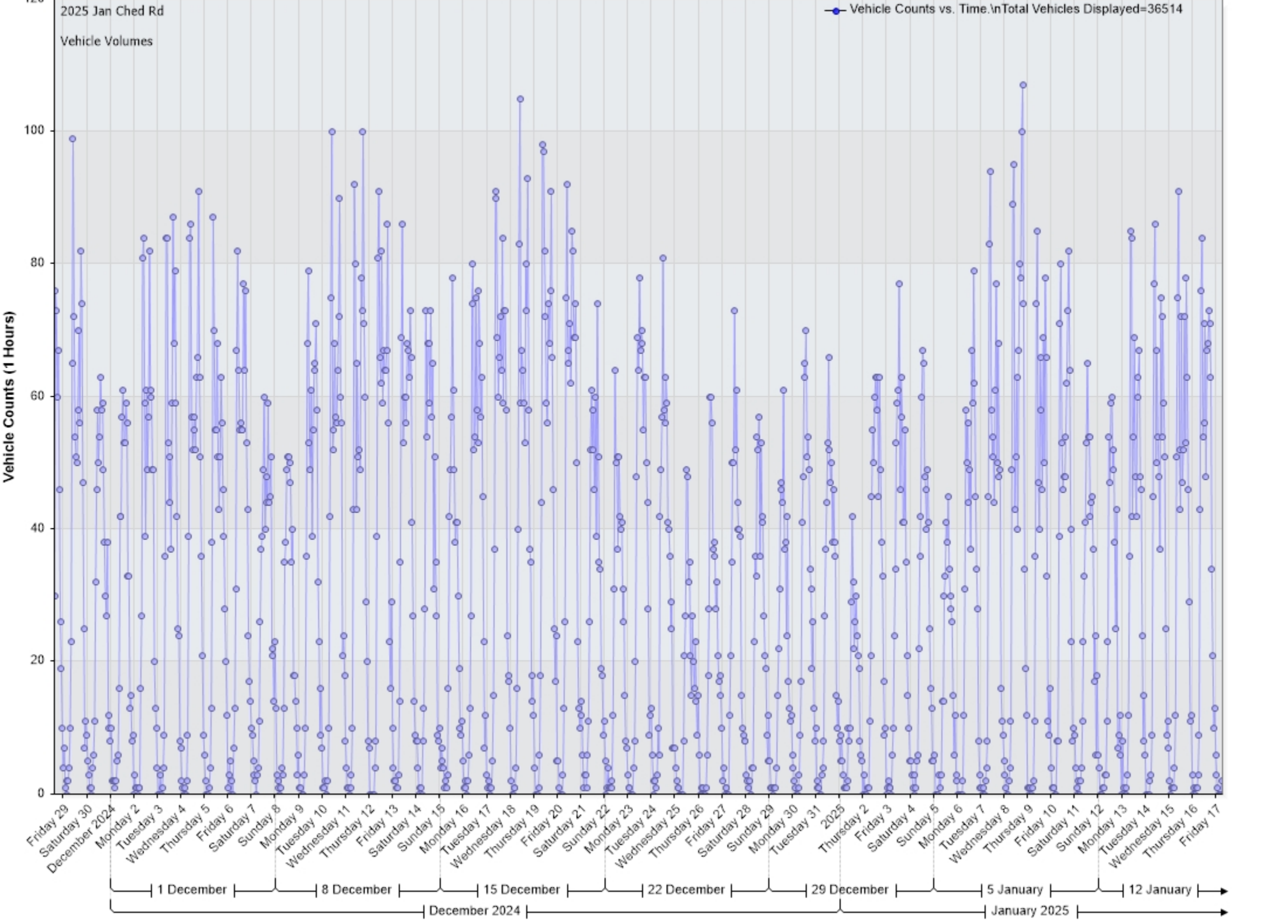
Zoom help

Average Vehicle Speed (MPH) vs. Time [2025 Jan Ched Rd:Incoming]



Zoom help

Vehicle Counts vs. Time [2025 Jan Ched Rd: Incoming]



Percentile Counts Vs. Speed for [2025 Jan Ched Rd: Incoming]

2025 Jan Ched Rd
85th Pct Speed=34.8 MPH
Vehicles in data=36514
28/11/2024 13:00:00 to 17/01/2025 05:59:59

Percentile Counts

Speed (MPH)

34.8(MPH)

85pct

